
LANGE'S HANDBOOK OF CHEMISTRY

John A. Dean

*Professor Emeritus of Chemistry
University of Tennessee, Knoxville*

Fifteenth Edition

McGRAW-HILL, INC.

New York St. Louis San Francisco Auckland Bogotá
Caracas Lisbon London Madrid Mexico Milan
Montreal New Delhi Paris San Juan São Paulo
Singapore Sydney Tokyo Toronto

Copyright © 1999, 1992, 1985, 1979, 1973, 1967, 1961, 1956 by McGraw-Hill, Inc. All rights reserved.

Copyright renewed 1972 by Norbert Adolph Lange.

Copyright 1952, 1949, 1946, 1944, 1941, 1939, 1937, 1934 by McGraw-Hill, Inc. All rights reserved. Printed in the United States of America. Except as permitted under the United States Copyright Act of 1976, no part of this publication may be reproduced or distributed in any form or by any means, or stored in a data base retrieval system without the prior written permission of the publisher.

5 6 7 8 9 0 DOC/DOC 9 0 3 2 1 0 9 8

ISBN 0-07-016384-7

The sponsoring editor for this book was Robert Esposito, and the production supervisor was Clare B. Stanley. It was set in Times Roman by Progressive Information Technologies.

Printed and bound by R. R. Donnelley & Sons Company.

Information contained in this work has been obtained by McGraw-Hill, Inc., from sources believed to be reliable. However, neither McGraw-Hill nor its authors guarantee the accuracy or completeness of any information published herein and neither McGraw-Hill nor its authors shall be responsible for any errors, omissions, or damages arising out of use of this information. This work is published with the understanding that McGraw-Hill and its authors are supplying information but are not attempting to render engineering or other professional services. If such services are required, the assistance of an appropriate profession should be sought.

ACKNOWLEDGMENTS

Grateful acknowledgment is hereby made of an indebtedness to those who have contributed to previous editions and whose compilations continue in use in this edition. In particular, acknowledgment is made of the contribution of L. P. Buseth, who prepared the conversion tables for the thirteenth edition and who prepared the table on the U.S. Standard Sieve Series.

ABOUT THE EDITOR

John A. Dean assumed the editorship of *Lange's Handbook of Chemistry* in 1968 with the Eleventh Edition. He is currently Professor Emeritus of Chemistry at the University of Tennessee at Knoxville. The author of nine major chemistry reference books used throughout the world, John Dean's research interests, reflected in over 105 research papers and scholarly publications, include instrumental methods of analysis, flame emission and atomic absorption spectroscopy, chromatographic and solvent extraction methods, and polarography. He received his B.S., M.S., and Ph.D. in Chemistry from the University of Michigan at Ann Arbor. In 1974, he was given the Charles H. Stone Award by the Carolina-Piedmont Section of the American Chemical Society. In 1991, he was awarded the Distinguished Service Award by the Society for Applied Spectroscopy; by the same organization he was awarded Honorary Membership in 1997.

PREFACE TO FIFTEENTH EDITION

This new edition, the fifth under the aegis of the present editor, remains the one-volume source of factual information for chemists, both professionals and students—the first place in which to “look it up” on the spot. The aim is to provide sufficient data to satisfy all one’s general needs without recourse to other reference sources. A user will find this volume of value as a time-saver because of the many tables of numerical data which have been especially compiled.

Descriptive properties for a basic group of approximately 4300 organic compounds are compiled in Section 1, an increase of 300 entries. All entries are listed alphabetically according to the senior prefix of the name. The data for each organic compound include (where available) name, structural formula, formula weight, Beilstein reference (or if unavailable, the entry to the *Merck Index*, 12th ed.), density, refractive index, melting point, boiling point, flash point, and solubility (citing numerical values if known) in water and various common organic solvents. Structural formulas either too complex or too ambiguous to be rendered as line formulas are grouped at the bottom of each facing double page on which the entries appear. Alternative names, as well as trivial names of long-standing usage, are listed in their respective alphabetical order at the bottom of each double page in the regular alphabetical sequence. Another feature that assists the user in locating a desired entry is the empirical formula index.

Section 2 on General Information, Conversion Tables, and Mathematics has had the table on general conversion factors thoroughly reworked. Similarly the material on Statistics in Chemical Analysis has had its contents more than doubled.

Descriptive properties for a basic group of inorganic compounds are compiled in Section 3, which has undergone a small increase in the number of entries. Many entries under the column “Solubility” supply the reader with precise quantities dissolved in a stated solvent and at a given temperature.

Several portions of Section 4, Properties of Atoms, Radicals, and Bonds, have been significantly enlarged. For example, the entries under “Ionization Energy of Molecular and Radical Species” now number 740 and have an additional column with the enthalpy of formation of the ions. Likewise, the table on “Electron Affinities of the Elements, Molecules, and Radicals” now contains about 225 entries. The Table of Nuclides has material on additional radionuclides, their radiations, and the neutron capture cross sections.

Revised material for Section 5 includes the material on surface tension, viscosity, dielectric constant, and dipole moment for organic compounds. In order to include more data at several temperatures, the material has been divided into two separate tables. Material on surface tension and viscosity constitute the first table with 715 entries; included is the temperature range of the liquid phase. Material on dielectric constant and dipole

moment constitute another table of 1220 entries. The additional data at two or more temperatures permit interpolation for intermediate temperatures and also permit limited extrapolation of the data. The Properties of Combustible Mixtures in Air has been revised and expanded to include over 450 compounds. Flash points are to be found in Section 1. Completely revised are the tables on Thermal Conductivity for gases, liquids, and solids. Van der Waals' constants for gases has been brought up to date and expanded to over 500 substances.

Section 6, which includes Enthalpies and Gibbs Energies of Formation, Entropies, and Heat Capacities of Organic and Inorganic Compounds, and Heats of Melting, Vaporization, and Sublimation and Specific Heat at Various Temperatures for organic and inorganic compounds, has expanded by 11 pages, but the major additions have involved data in columns where it previously was absent. More material has also been included for critical temperature, critical pressure, and critical volume.

The section on Spectroscopy has been retained but with some revisions and expansion. The section includes ultraviolet-visible spectroscopy, fluorescence, infrared and Raman spectroscopy, and X-ray spectrometry. Detection limits are listed for the elements when using flame emission, flame atomic absorption, electrothermal atomic absorption, argon induction coupled plasma, and flame atomic fluorescence. Nuclear magnetic resonance embraces tables for the nuclear properties of the elements, proton chemical shifts and coupling constants, and similar material for carbon-13, boron-11, nitrogen-15, fluorine-19, silicon-29, and phosphorus-31.

In Section 8, the material on solubility constants has been doubled to 550 entries. Sections on proton transfer reactions, including some at various temperatures, formation constants of metal complexes with organic and inorganic ligands, buffer solutions of all types, reference electrodes, indicators, and electrode potentials are retained with some revisions. The material on conductances has been revised and expanded, particularly in the table on limiting equivalent ionic conductances.

Everything in Sections 9 and 10 on physiochemical relationships, and on polymers, rubbers, fats, oils, and waxes, respectively, has been retained.

Section 11, Practical Laboratory Information, has undergone significant changes and expansion. Entries in the table on "Molecular Elevation of the Boiling Point" have been increased. McReynolds' constants for stationary phases in gas chromatography have been reorganized and expanded. The guide to ion-exchange resins and discussion is new and embraces all types of column packings and membrane materials. Gravimetric factors have been altered to reflect the changes in atomic weights for several elements. Newly added are tables listing elements precipitated by general analytical reagents, and giving equations for the redox determination of the elements with their equivalent weights. Discussion on the topics of precipitation and complexometric titrations include primary standards and indicators for each analytical technique. A new topic of masking and demasking agents includes discussion and tables of masking agents for various elements, for anions and neutral molecules, and common demasking agents. A table has been added listing the common amino acids with their pI and pK_a values and their 3-letter and 1-letter abbreviations. Lastly a 9-page table lists the threshold limit value (TLV) for gases and vapors.

As stated in earlier prefaces, every effort has been made to select the most useful and reliable information and to record it with accuracy. However, the editor's 50 years of

involvement with textbooks and handbooks bring a realization of the opportunities for gremlins to exert their inevitable mischief. It is hoped that users of this handbook will continue to offer suggestions of material that might be included in, or even excluded from, future editions and call attention to errors. These communications should be directed to the editor. The street address will change early in 1999, as will the telephone number. However, the e-mail address should remain as “pd105@aol.com.”

Knoxville, TN

John A. Dean

PREFACE TO FOURTEENTH EDITION

Perhaps it would be simplest to begin by stating the ways in which this new edition, the fourth under the aegis of the present editor, has *not* been changed. It remains the one-volume source of factual information for chemists, both professionals and students—the first place in which to “look it up” on the spot. The aim is to provide sufficient data to satisfy all one’s general needs without recourse to other reference sources. Even the worker with the facilities of a comprehensive library will find this volume of value as a time-saver because of the many tables of numerical data which have been especially compiled.

The changes, however, are both numerous and significant. First of all, there is a change in the organization of the subject matter. For example, material formerly contained in the section entitled Analytical Chemistry is now grouped by operational categories: spectroscopy; electrolytes, electromotive force, and chemical equilibrium; and practical laboratory information. Polymers, rubbers, fats, oils, and waxes constitute a large independent section.

Descriptive properties for a basic group of approximately 4000 organic compounds are compiled in Section 1. These follow a concise introduction to organic nomenclature, including the topic of stereochemistry. Nomenclature is consistent with the 1979 rules of the Commission on Nomenclature, International Union of Pure and Applied Chemistry (IUPAC). All entries are listed alphabetically according to the senior prefix of the name. The data for each organic compound include (where available) name, structural formula, formula weight, Beilstein reference, density, refractive index, melting point, boiling point, flash point, and solubility (citing numerical values if known) in water and various common organic solvents. Structural formulas either too complex or too ambiguous to be rendered as line formulas are grouped at the bottom of the page on which the entries appear. Alternative names, as well as trivial names of long-standing usage, are listed in their respective alphabetical order at the bottom of each page in the regular alphabetical sequence. Another feature that assists the user in locating a desired entry is the empirical formula index.

Section 2 combines the former separate section on Mathematics with the material involving General Information and Conversion Tables. The fundamental physical constants reflect values recommended in 1986. Physical and chemical symbols and definitions have undergone extensive revision and expansion. Presented in 14 categories, the entries follow recommendations published in 1988 by the IUPAC. The table of abbreviations and standard letter symbols provides, in a sense, an alphabetical index to the foregoing tables. The table of conversion factors has been modified in view of recent data and inclusion of SI units; cross-entries for “archaic” or unusual entries have been curtailed.

Descriptive properties for a basic group of approximately 1400 inorganic compounds are compiled in Section 3. These follow a concise, revised introduction to inorganic nomenclature that follows the recommendations of the IUPAC published in 1990. In this section are given the exact atomic (or formula) weight of the elements accompanied, when available, by the uncertainty in the final figure given in parentheses.

In Section 4 the data on bond lengths and strengths have been vastly increased so as to include not only the atomic and effective ionic radii of elements and the covalent radii for atoms, but also the bond lengths between carbon and other elements and between elements other than carbon. All

lengths are given in picometers (SI unit). Effective ionic radii are tabulated as a function of ion charge and coordination number. Bond dissociation energies are given in kilojoules per mole with the uncertainty of the final figure(s) given in parentheses when known. New tables include bond dipole moments, group dipole moments, work functions of the elements, and relative abundances of the naturally occurring elements. The table of nuclides has been shortened and includes only the more commonly encountered nuclides; tabulations list half-life, natural abundance, cross-section to thermal neutrons, and radiation emitted upon disintegration. Entries have been updated.

Revised material in Section 5 includes an extensive tabulation of binary and ternary azeotropes comprising approximately 850 entries. Over 975 compounds have values listed for viscosity, dielectric constant, dipole moment, and surface tension. Whenever possible, data for viscosity and dielectric constant are provided at two temperatures to permit interpolation for intermediate temperatures and also to permit limited extrapolation of the data. The dipole moments are often listed for different physical states. Values for surface tension can be calculated over a range of temperatures from two constants that can be fitted into a linear equation. Also extensively revised and expanded are the properties of combustible mixtures in air. A table of triple points has been added.

The tables in Section 6 contain values of the enthalpy and Gibbs energy of formation, entropy, and heat capacity at five temperatures for approximately 2000 organic compounds and 1500 inorganic compounds, many in more than one physical state. Separate tabulations have enthalpies of melting, vaporization, transition, and sublimation for organic and inorganic compounds. All values are given in SI units (joule) and have been extracted from the latest sources such as *JANAF Thermochemical Tables*, 3d ed. (1986); *Thermochemical Data of Organic Compounds*, 2d ed. (1986); and *Enthalpies of Vaporization of Organic Compounds*, published under the auspices of the IUPAC (1985). Also updated is the material on critical properties of elements and compounds.

The section on Spectroscopy has been expanded to include ultraviolet-visible spectroscopy, fluorescence, Raman spectroscopy, and mass spectroscopy. Retained sections have been thoroughly revised: in particular, the tables on electronic emission and atomic absorption spectroscopy, nuclear magnetic resonance, and infrared spectroscopy. Detection limits are listed for the elements when using flame emission, flame atomic absorption, electrothermal atomic absorption, argon ICP, and flame atomic fluorescence. Nuclear magnetic resonance embraces tables for the nuclear properties of the elements, proton chemical shifts and coupling constants, and similar material for carbon-13, boron-11, nitrogen-15, fluorine-19, silicon-29, and phosphorus-31.

Section 8 now combines all the material on electrolytes, electromotive force, and chemical equilibrium, some of which had formerly been included in the old "Analytical Chemistry" section of earlier editions. Material on the half-wave potentials of inorganic and organic materials has been thoroughly revised. The tabulation of the potentials of the elements and their compounds reflects recent IUPAC (1985) recommendations.

An extensive new Section 10 is devoted to polymers, rubbers, fats, oils, and waxes. A discussion of polymers and rubbers is followed by the formulas and key properties of plastic materials. For each member and type of the plastic families there is a tabulation of their physical, electrical, mechanical, and thermal properties and characteristics. A similar treatment is accorded the various types of rubber materials. Chemical resistance and gas permeability constants are also given for rubbers and plastics. The section concludes with various constants of fats, oils, and waxes.

The practical laboratory information contained in Section 11 has been gathered from many of the previous sections of earlier editions. This material has been supplemented with new material under separation methods, gravimetric and volumetric analysis, and laboratory solutions. Significant new tables under separation methods include: properties of solvents for chromatography, solvents having the same refractive index and the same density, McReynolds' constants for stationary phases in gas chromatography, characteristics of selected supercritical fluids, and typical performances in HPLC for various operating conditions. Under gravimetric and volumetric analysis, gravimetric factors, equations and equivalents for volumetric analysis, and titrimetric factors have been retained

along with the formation constants of EDTA metal complexes. In this age of awareness of chemical dangers, tables have been added for some common reactive and incompatible chemicals, chemicals recommended for refrigerated storage, and chemicals which polymerize or decompose on extended storage at low temperature. Updated is the information about the U.S. Standard Sieve Series. Thermometry data have been revised to bring them into agreement with the new International Temperature Scale–1990, and data for type N thermocouples are included.

Every effort has been made to select the most useful and most reliable information and to record it with accuracy. However, the editor's many years of involvement with handbooks bring a realization of the opportunities for gremlins to exert their inevitable mischief. It is hoped that users of this handbook will offer suggestions of material that might be included in, or even excluded from, future editions and call attention to errors. These communications should be directed to the editor at his home address (or by telephone).

John A. Dean

PREFACE TO FIRST EDITION

This book is the result of a number of years' experience in the compiling and editing of data useful to chemists. In an effort has been made to select material to meet the needs of chemists who cannot command the unlimited time available to the research specialist, or who lack the facilities of a large technical library which so often is not conveniently located at many manufacturing centers. If the information contained herein serves this purpose, the compiler will feel that he has accomplished a worthy task. Even the worker with the facilities of a comprehensive library may find this volume of value as a time-saver because of the many tables of numerical data which have been especially computed for this purpose.

Every effort has been made to select the most reliable information and to record it with accuracy. Many years of occupation with this type of work bring a realization of the opportunities for the occurrence of errors, and while every endeavor has been made to prevent them, yet it would be remarkable if the attempts towards this end had always been successful. In this connection it is desired to express appreciation to those who in the past have called attention to errors, and it will be appreciated if this be done again with the present compilation for the publishers have given their assurance that no expense will be spared in making the necessary changes in subsequent printings.

It has been aimed to produce a compilation complete within the limits set by the economy of available space. One difficulty always at hand to the compiler of such a book is that he must decide what data are to be excluded in order to keep the volume from becoming unwieldy because of its size. He can hardly be expected to have an expert's knowledge of all branches of the science nor the intuition necessary to decide in all cases which particular value to record, especially when many differing values are given in the literature for the same constant. If the expert in a particular field will judge the usefulness of this book by the data which it supplies to him from fields other than his specialty and not by the lack of highly specialized information in which only he and his co-workers are interested (and with which he is familiar and for which he would never have occasion to consult this compilation), then an estimate of its value to him will be apparent. However, if such specialists will call attention to missing data with which they are familiar and which they believe others less specialized will also need, then works of this type can be improved in succeeding editions.

Many of the gaps in this volume are caused by the lack of such information in the literature. It is hoped that to one of the most important classes of workers in chemistry, namely the teachers, the book will be of value not only as an aid in answering the most varied questions with which they are confronted by interested students, but also as an inspiration through what it suggests by the gaps and inconsistencies, challenging as they do the incentive to engage in the creative and experimental work necessary to supply the missing information.

While the principal value of the book is for the professional chemist or student of chemistry, it should also be of value to many people not especially educated as chemists. Workers in the natural sciences—physicists, mineralogists, biologists, pharmacists, engineers, patent attorneys, and librarians—are often called upon to solve problems dealing with the properties of chemical products or materials of construction. For such needs this compilation supplies helpful information and will serve not only as an economical substitute for the costly accumulation of a large library of monographs on specialized subjects, but also as a means of conserving the time required to search for

information so widely scattered throughout the literature. For this reason especial care has been taken in compiling a comprehensive index and in furnishing cross references with many of the tables.

It is hoped that this book will be of the same usefulness to the worker in science as is the dictionary to the worker in literature, and that its resting place will be on the desk rather than on the bookshelf.

Cleveland, Ohio
May 2, 1934

N. A. Lange

CONTENTS

For the detailed contents of any section, consult the title page of that section. See also the alphabetical index in the back of this handbook.

Preface to Fifteenth Edition vii

Preface to Fourteenth Edition

Preface to First Edition xv

Acknowledgments xvii

Section 1.	Organic Compounds	1.1
Section 2.	General Information, Conversion Tables, and Mathematics	2.1
Section 3.	Inorganic Compounds	3.1
Section 4.	Properties of Atoms, Radicals, and Bonds	4.1
Section 5.	Physical Properties	5.1
Section 6.	Thermodynamic Properties	6.1
Section 7.	Spectroscopy	7.1
Section 8.	Electrolytes, Electromotive Force, and Chemical Equilibrium	8.1
Section 9.	Physicochemical Relationships	9.1
Section 10.	Polymers, Rubbers, Fats, Oils, and Waxes	10.1
Section 11.	Practical Laboratory Information	11.1

Index follows Section 11

SECTION 1

ORGANIC COMPOUNDS

1.1	NOMENCLATURE OF ORGANIC COMPOUNDS	1.1
1.1.1	Nonfunctional Compounds	1.1
Table 1.1	Names of Straight-Chain Alkanes	1.2
Table 1.2	Fused Polycyclic Hydrocarbons	1.8
Table 1.3	Specialist Nomenclature for Heterocyclic Systems	1.11
Table 1.4	Suffixes for Specialist Nomenclature of Heterocyclic Systems	1.12
Table 1.5	Trivial Names of Heterocyclic Systems Suitable for Use in Fusion Names	1.13
Table 1.6	Trivial Names for Heterocyclic Systems That Are Not Recommended for Use in Fusion Names	1.16
1.1.2	Functional Compounds	1.17
Table 1.7	Characteristic Groups for Substitutive Nomenclature	1.18
Table 1.8	Characteristic Groups Cited Only as Prefixes in Substitutive Nomenclature	1.19
Table 1.9	Functional Class Names Used in Radicofunctional Nomenclature	1.22
1.1.3	Specific Functional Groups	1.23
Table 1.10	Retained Trivial Names of Alcohols and Phenols with Structures	1.24
Table 1.11	Names of Some Carboxylic Acids	1.30
Table 1.12	Parent Structures of Phosphorus-Containing Compounds	1.36
1.1.4	Stereochemistry	1.39
1.1.5	<i>Chemical Abstracts</i> Indexing System	1.49
Table 1.13	Names and Formulas of Organic Radicals	1.51
1.2	PHYSICAL PROPERTIES OF PURE SUBSTANCES	1.58
Table 1.14	Empirical Formula Index of Organic Compounds	1.58
Table 1.15	Physical Constants of Organic Compounds	1.74

1.1 NOMENCLATURE OF ORGANIC COMPOUNDS

The following synopsis of rules for naming organic compounds and the examples given in explanation are not intended to cover all the possible cases. For a more comprehensive and detailed description, see J. Rigaudy and S. P. Klesney, *Nomenclature of Organic Chemistry*, Sections A, B, C, D, E, F, and H, Pergamon Press, Oxford, 1979. This publication contains the recommendations of the Commission on Nomenclature of Organic Chemistry and was prepared under the auspices of the International Union of Pure and Applied Chemistry (IUPAC).

1.1.1 Nonfunctional Compounds

1.1.1.1 Alkanes. The saturated open-chain (acyclic) hydrocarbons (C_nH_{2n+2}) have names ending in -ane. The first four members have the trivial names *methane* (CH_4), *ethane* (CH_3CH_3 or C_2H_6), *propane* (C_3H_8), and *butane* (C_4H_{10}). For the remainder of the alkanes, the first portion of the name

is derived from the Greek prefix (see Table 2.4) that cites the number of carbons in the alkane followed by -ane with elision of the terminal -a from the prefix, as shown in Table 1.1.

TABLE 1.1 Names of Straight-Chain Alkanes

n^*	Name	n^*	Name	n^*	Name	n^*	Name
1	Methane	11	Undecane‡	21	Henicosane	60	Hexacontane
2	Ethane	12	Dodecane	22	Docosane	70	Heptacontane
3	Propane	13	Tridecane	23	Tricosane	80	Octacontane
4	Butane	14	Tetradecane			90	Nonacontane
5	Pentane	15	Pentadecane	30	Triacontane	100	Hectane
6	Hexane	16	Hexadecane	31	Hentriacontane	110	Decahectane
7	Heptane	17	Heptadecane	32	Dotriacontane	120	Icosahectane
8	Octane	18	Octadecane			121	Henicosahectane
9	Nonane†	19	Nonadecane	40	Tetracontane		
10	Decane	20	Icosane§	50	Pentacontane		

* n = total number of carbon atoms.

† Formerly called enneane.

‡ Formerly called hendecane.

§ Formerly called eicosane.

For branching compounds, the parent structure is the longest continuous chain present in the compound. Consider the compound to have been derived from this structure by replacement of hydrogen by various alkyl groups. Arabic number prefixes indicate the carbon to which the alkyl group is attached. Start numbering at whichever end of the parent structure that results in the lowest-numbered locants. The arabic prefixes are listed in numerical sequence, separated from each other by commas and from the remainder of the name by a hyphen.

If the same alkyl group occurs more than once as a side chain, this is indicated by the prefixes di-, tri-, tetra-, etc. Side chains are cited in alphabetical order (before insertion of any multiplying prefix). The name of a complex radical (side chain) is considered to begin with the first letter of its complete name. Where names of complex radicals are composed of identical words, priority for citation is given to that radical which contains the lowest-numbered locant at the first cited point of difference in the radical. If two or more side chains are in equivalent positions, the one to be assigned the lowest-numbered locant is that cited first in the name. The complete expression for the side chain may be enclosed in parentheses for clarity or the carbon atoms in side chains may be indicated by primed locants.

If hydrocarbon chains of equal length are competing for selection as the parent, the choice goes in descending order to (1) the chain that has the greatest number of side chains, (2) the chain whose side chains have the lowest-numbered locants, (3) the chain having the greatest number of carbon atoms in the smaller side chains, or (4) the chain having the least-branched side chains.

These trivial names may be used for the unsubstituted hydrocarbon only:

Isobutane $(\text{CH}_3)_2\text{CHCH}_3$

Neopentane $(\text{CH}_3)_4\text{C}$

Isopentane $(\text{CH}_3)_2\text{CHCH}_2\text{CH}_3$

Isohexane $(\text{CH}_3)_2\text{CHCH}_2\text{CH}_2\text{CH}_3$

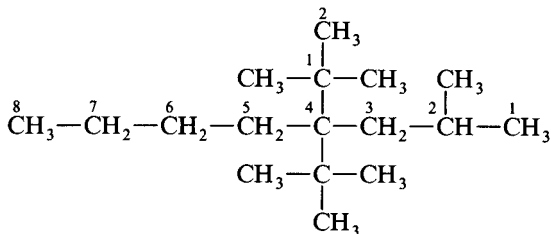
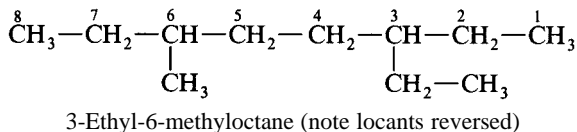
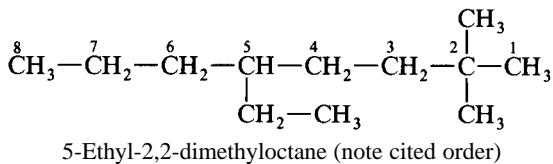
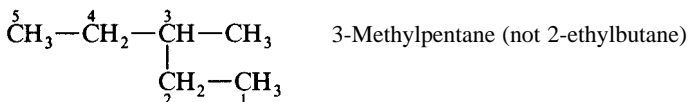
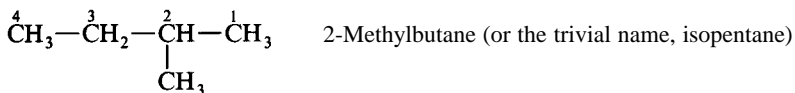
Univalent radicals derived from saturated unbranched alkanes by removal of hydrogen from a terminal carbon atom are named by adding -yl in place of -ane to the stem name. Thus the alkane

ethane becomes the radical *ethyl*. These exceptions are permitted for unsubstituted radicals only:

Isopropyl	$(\text{CH}_3)_2\text{CH}-$	Isopentyl	$(\text{CH}_3)_2\text{CHCH}_2\text{CH}_2-$
Isobutyl	$(\text{CH}_3)_2\text{CHCH}_2-$	Neopentyl	$(\text{CH}_3)_3\text{CCH}_2-$
<i>sec</i> -Butyl	$\text{CH}_3\text{CH}_2\text{CH}(\text{CH}_3)-$	<i>tert</i> -Pentyl	$\text{CH}_3\text{CH}_2\text{C}(\text{CH}_3)_2-$
<i>tert</i> -Butyl	$(\text{CH}_3)_3\text{C}-$	Isohexyl	$(\text{CH}_3)_2\text{CHCH}_2\text{CH}_2\text{CH}_2-$

Note the usage of the prefixes *iso*-, *neo*-, *sec*-, and *tert*-, and note when italics are employed. Italicized prefixes are never involved in alphabetization, except among themselves; thus *sec*-butyl would precede isobutyl, isohexyl would precede isopropyl, and *sec*-butyl would precede *tert*-butyl.

Examples of alkane nomenclature are



4,4-Bis(1,1-dimethylethyl)-2-methyloctane

4,4-Bis-1',1'-dimethylethyl-2-methyloctane

4,4-Bis(*tert*-butyl)-2-methyloctane

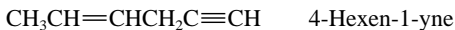
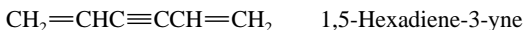
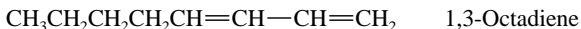
Bivalent radicals derived from saturated unbranched alkanes by removal of two hydrogen atoms are named as follows: (1) If both free bonds are on the same carbon atom, the ending -ane of the hydrocarbon is replaced with -ylidene. However, for the first member of the alkanes it is methylene

rather than methyldene. Isopropylidene, *sec*-butylidene, and neopentylidene may be used for the unsubstituted group only. (2) If the two free bonds are on different carbon atoms, the straight-chain group terminating in these two carbon atoms is named by citing the number of methylene groups comprising the chain. Other carbon groups are named as substituents. Ethylene is used rather than dimethylene for the first member of the series, and propylene is retained for $\text{CH}_3\text{—CH—CH}_2\text{—}$ (but trimethylene is $\text{—CH}_2\text{—CH}_2\text{—CH}_2\text{—}$).

Trivalent groups derived by the removal of three hydrogen atoms from the same carbon are named by replacing the ending -ane of the parent hydrocarbon with -ylidene.

1.1.1.2 Alkenes and Alkynes. Each name of the corresponding saturated hydrocarbon is converted to the corresponding alkene by changing the ending -ane to -ene. For alkynes the ending is -yne. With more than one double (or triple) bond, the endings are -adiene, -atriene, etc. (or -adiyne, -atriyne, etc.). The position of the double (or triple) bond in the parent chain is indicated by a locant obtained by numbering from the end of the chain nearest the double (or triple) bond; thus $\text{CH}_3\text{CH}_2\text{CH}=\text{CH}_2$ is 1-butene and $\text{CH}_3\text{C}\equiv\text{CCH}_3$ is 2-butyne.

For multiple unsaturated bonds, the chain is so numbered as to give the lowest possible locants to the unsaturated bonds. When there is a choice in numbering, the double bonds are given the lowest locants, and the alkene is cited before the alkyne where both occur in the name. Examples:

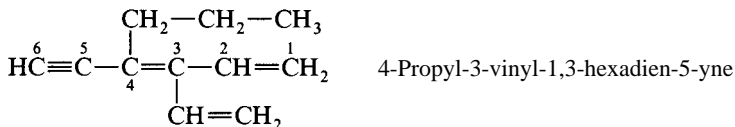


Unsaturated branched acyclic hydrocarbons are named as derivatives of the chain that contains the maximum number of double and/or triple bonds. When a choice exists, priority goes in sequence to (1) the chain with the greatest number of carbon atoms and (2) the chain containing the maximum number of double bonds.

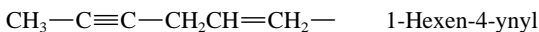
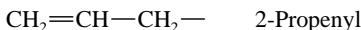
These nonsystematic names are retained:



An example of nomenclature for alkenes and alkynes is



Univalent radicals have the endings -enyl, -ynyl, -dienyl, -diynyl, etc. When necessary, the positions of the double and triple bonds are indicated by locants, with the carbon atom with the free valence numbered as 1. Examples:



These names are retained:

Vinyl (for ethenyl) $\text{CH}_2=\text{CH}-$

Allyl (for 2-propenyl) $\text{CH}_2=\text{CH}-\text{CH}_2-$

Isopropenyl (for 1-methylvinyl but for unsubstituted radical only) $\text{CH}_2=\text{C}(\text{CH}_3)-$

Should there be a choice for the fundamental straight chain of a radical, that chain is selected which contains (1) the maximum number of double and triple bonds, (2) the largest number of carbon atoms, and (3) the largest number of double bonds. These are in descending priority.

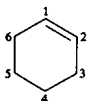
Bivalent radicals derived from unbranched alkenes, alkadienes, and alkynes by removing a hydrogen atom from each of the terminal carbon atoms are named by replacing the endings -ene, -diene, and -yne by -enylene, -dienylene, and -ynylene, respectively. Positions of double and triple bonds are indicated by numbers when necessary. The name *vinylene* instead of ethenylene is retained for $-\text{CH}=\text{CH}-$.

1.1.1.3 Monocyclic Aliphatic Hydrocarbons. Monocyclic aliphatic hydrocarbons (with no side chains) are named by prefixing cyclo- to the name of the corresponding open-chain hydrocarbon having the same number of carbon atoms as the ring. Radicals are formed as with the alkanes, alkenes, and alkynes. Examples:



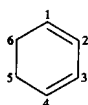
Cyclohexane

Cyclohexyl- (for the radical)



Cyclohexene

1-Cyclohexenyl- (for the radical with the free valence at carbon 1)

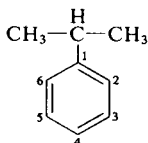


1,3-Cyclohexadiene

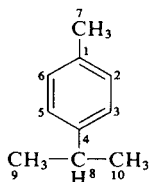
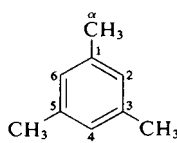
Cyclohexadienyl- (the unsaturated carbons are given numbers as low as possible, numbering from the carbon atom with the free valence given the number 1)

For convenience, aliphatic rings are often represented by simple geometric figures: a triangle for cyclopropane, a square for cyclobutane, a pentagon for cyclopentane, a hexagon (as illustrated) for cyclohexane, etc. It is understood that two hydrogen atoms are located at each corner of the figure unless some other group is indicated for one or both.

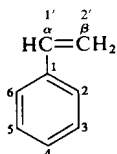
1.1.1.4 Monocyclic Aromatic Compounds. Except for six retained names, all monocyclic substituted aromatic hydrocarbons are named systematically as derivatives of benzene. Moreover, if the substituent introduced into a compound with a retained trivial name is identical with one already present in that compound, the compound is named as a derivative of benzene. These names are retained:



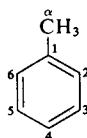
Cumene

Cymene (all three forms; *para*- shown)

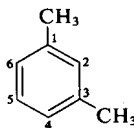
Mesitylene



Styrene



Toluene

Xylene (all three forms; *meta*- shown)

The position of substituents is indicated by numbers, with the lowest locant possible given to substituents. When a name is based on a recognized trivial name, priority for lowest-numbered locants is given to substituents implied by the trivial name. When only two substituents are present on a benzene ring, their position may be indicated by *o*- (*ortho*-), *m*- (*meta*-), and *p*- (*para*-) (and alphabetized in the order given) used in place of 1,2-, 1,3-, and 1,4-, respectively.

Radicals derived from monocyclic substituted aromatic hydrocarbons and having the free valence at a ring atom (numbered 1) are named phenyl (for benzene as parent, since benzyl is used for the radical $C_6H_5CH_2-$), cumenyl, mesityl, tolyl, and xylyl. All other radicals are named as substituted phenyl radicals. For radicals having a single free valence in the side chain, these trivial names are retained:

Benzyl $C_6H_5CH_2-$ Phenethyl $C_6H_5CH_2CH_2-$ Benzhydryl (alternative to
diphenylmethyl) $(C_6H_5)_2CH-$ Styryl $C_6H_5CH=CH-$ Trityl $(C_6H_5)_3C-$ Cinnamyl $C_6H_5CH=CH-CH_2-$

Otherwise, radicals having the free valence(s) in the side chain are named in accordance with the rules for alkanes, alkenes, or alkynes.

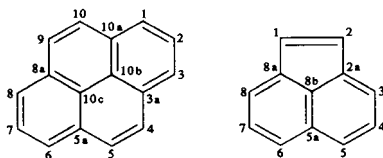
The name *phenylene* (*o*-, *m*-, or *p*-) is retained for the radical $-C_6H_4-$. Bivalent radicals formed from substituted benzene derivatives and having the free valences at ring atoms are named as substituted phenylene radicals, with the carbon atoms having the free valences being numbered 1,2-, 1,3-, or 1,4-, as appropriate.

Radicals having three or more free valences are named by adding the suffixes -triylyl, -tetraylyl, etc. to the systematic name of the corresponding hydrocarbon.

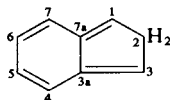
1.1.1.5 Fused Polycyclic Hydrocarbons. The names of polycyclic hydrocarbons containing the maximum number of conjugated double bonds end in -ene. Here the ending does not denote one double bond. Names of hydrocarbons containing five or more fused benzene rings in a linear arrangement are formed from a numerical prefix (see Table 2.4) followed by -acene. A partial list of the names of polycyclic hydrocarbons is given in Table 1.2. Many names are trivial.

Numbering of each ring system is fixed, as shown in Table 1.2, but it follows a systematic pattern. The individual rings of each system are oriented so that the greatest number of rings are (1) in a horizontal row and (2) the maximum number of rings are above and to the right (upper-right quadrant) of the horizontal row. When two orientations meet these requirements, the one is chosen that has the fewest rings in the lower-left quadrant. Numbering proceeds in a clockwise direction, commencing with the carbon atom not engaged in ring fusion that lies in the most counterclockwise position of the uppermost ring (upper-right quadrant); omit atoms common to two or more rings. Atoms common to two or more rings are designated by adding lowercase roman letters to the number of the position immediately preceding. Interior atoms follow the highest number, taking a clockwise

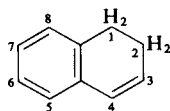
sequence wherever there is a choice. Anthracene and phenanthrene are two exceptions to the rule on numbering. Two examples of numbering follow:



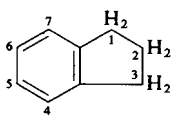
When a ring system with the maximum number of conjugated double bonds can exist in two or more forms differing only in the position of an “extra” hydrogen atom, the name can be made specific by indicating the position of the extra hydrogen(s). The compound name is modified with a locant followed by an italic capital *H* for each of these hydrogen atoms. Carbon atoms that carry an indicated hydrogen atom are numbered as low as possible. For example, *1H*-indene is illustrated in Table 1.2; *2H*-indene would be



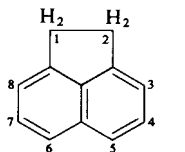
Names of polycyclic hydrocarbons with less than the maximum number of noncumulative double bonds are formed from a prefix dihydro-, tetrahydro-, etc., followed by the name of the corresponding unreduced hydrocarbon. The prefix perhydro- signifies full hydrogenation. For example, 1,2-dihydro-naphthalene is



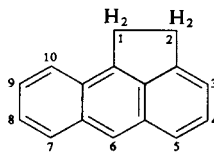
Examples of retained names and their structures are as follows:



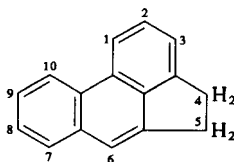
Indan



Acenaphthene



Aceanthrene



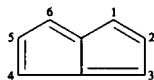
Acephenanthrene

Polycyclic compounds in which two rings have two atoms in common or in which one ring contains two atoms in common with each of two or more rings of a contiguous series of rings and which contain at least two rings of five or more members with the maximum number of noncumu-

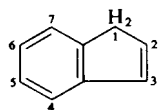
TABLE 1.2 Fused Polycyclic Hydrocarbons

Listed in order of increasing priority for selection as parent compound.

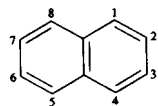
1. Pentalene



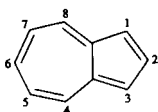
2. Indene



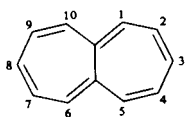
3. Naphthalene



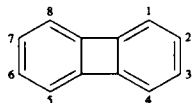
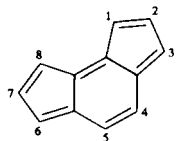
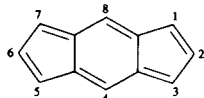
4. Azulene



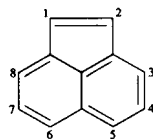
5. Heptalene



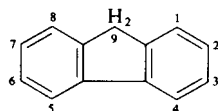
6. Biphenylene

7. *asym*-Indacene8. *sym*-Indacene

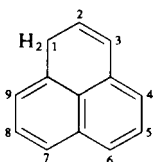
9. Acenaphthylene



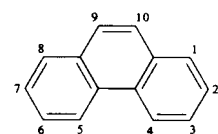
10. Fluorene



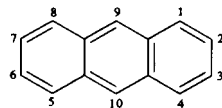
11. Phenalene



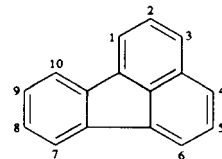
12. Phenanthrene*



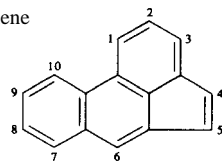
13. Anthracene*



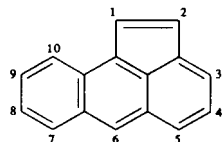
14. Fluoranthene



15. Acephenanthrylene

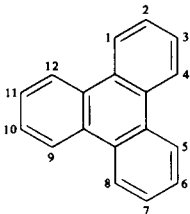
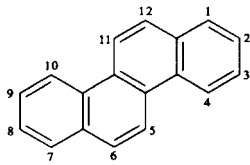
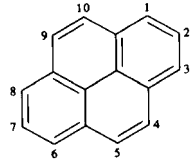
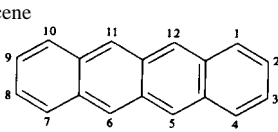


16. Aceanthrylene



* Asterisk after a compound denotes exception to systematic numbering.

TABLE 1.2 Fused Polycyclic Hydrocarbons (Continued)

17. Triphenylene		19. Chrysene	
18. Pyrene		20. Naphthacene	

lative double bonds and which have no accepted trivial name (Table 1.2) are named by prefixing to the name of the parent ring or ring system designations of the other components. The parent name should contain as many rings as possible (provided it has a trivial name) and should occur as far as possible from the beginning of the list in Table 1.2. Furthermore, the attached component(s) should be as simple as possible. For example, one writes dibenzophenanthrene and not naphthophenanthrene because the attached component benzo- is simpler than naphtho-. Prefixes designating attached components are formed by changing the ending -ene into -eno-; for example, indeno- from indene. Multiple prefixes are arranged in alphabetical order. Several abbreviated prefixes are recognized; the parent is given in parentheses:

Acenaphtho- (acenaphthylene)

Naphtho- (naphthalene)

Anthra- (anthracene)

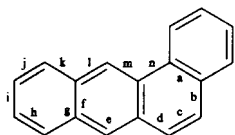
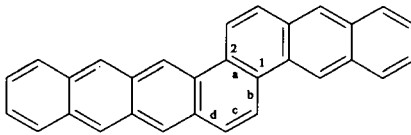
Perylo- (perylene)

Benzo- (benzene)

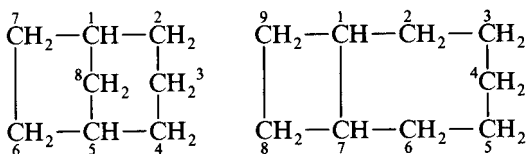
Phenanthro- (phenanthrene)

For monocyclic prefixes other than benzo-, the following names are recognized, each to represent the form with the maximum number of noncumulative double bonds: cyclopenta-, cyclohepta-, cycloocta-, etc.

Isomers are distinguished by lettering the peripheral sides of the parent beginning with *a* for the side 1,2, and so on, lettering every side around the periphery. If necessary for clarity, the numbers of the attached position (1,2, for example) of the substituent ring are also denoted. The prefixes are cited in alphabetical order. The numbers and letters are enclosed in square brackets and placed immediately after the designation of the attached component. Examples are

Benz[α]anthraceneAnthra[2,1- α]naphthacene

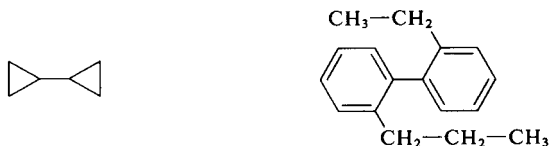
1.1.1.6 Bridged Hydrocarbons. Saturated alicyclic hydrocarbon systems consisting of two rings that have two or more atoms in common take the name of the open-chain hydrocarbon containing the same total number of carbon atoms and are preceded by the prefix bicyclo-. The system is numbered commencing with one of the bridgeheads, numbering proceeding by the longest possible path to the second bridgehead. Numbering is then continued from this atom by the longer remaining unnumbered path back to the first bridgehead and is completed by the shortest path from the atom next to the first bridgehead. When a choice in numbering exists, unsaturation is given the lowest numbers. The number of carbon atoms in each of the bridges connecting the bridgeheads is indicated in brackets in descending order. Examples are



Bicyclo[3.2.1]octane

Bicyclo[5.2.0]nonane

1.1.1.7 Hydrocarbon Ring Assemblies. Assemblies are two or more cyclic systems, either single rings or fused systems, that are joined directly to each other by double or single bonds. For identical systems naming may proceed (1) by placing the prefix bi- before the name of the corresponding radical or (2), for systems joined through a single bond, by placing the prefix bi- before the name of the corresponding hydrocarbon. In each case, the numbering of the assembly is that of the corresponding radical or hydrocarbon, one system being assigned unprimed numbers and the other primed numbers. The points of attachment are indicated by placing the appropriate locants before the name; an unprimed number is considered lower than the same number primed. The name *biphenyl* is used for the assembly consisting of two benzene rings. Examples are



1,1'-Bicyclopropyl or 1,1'-bicyclopropane

2-Ethyl-2'-propylbiphenyl

For nonidentical ring systems, one ring system is selected as the parent and the other systems are considered as substituents and are arranged in alphabetical order. The parent ring system is assigned unprimed numbers. The parent is chosen by considering the following characteristics in turn until a decision is reached: (1) the system containing the larger number of rings, (2) the system containing the larger ring, (3) the system in the lowest state of hydrogenation, and (4) the highest-order number of ring systems set forth in Table 1.2. Examples are given, with the deciding priority given in parentheses preceding the name:

- (1) 2-Phenyl(naphthalene)
- (2) and (4) 2-(2'-Naphthyl)azulene
- (3) Cyclohexylbenzene

1.1.1.8 Radicals from Ring Systems. Univalent substituent groups derived from polycyclic hydrocarbons are named by changing the final *e* of the hydrocarbon name to -yl. The carbon atoms having free valences are given locants as low as possible consistent with the fixed numbering of the

hydrocarbon. Exceptions are naphthyl (instead of naphthalenyl), anthryl (for anthracenyl), and phenanthryl (for phenanthrenyl). However, these abbreviated forms are used only for the simple ring systems. Substituting groups derived from fused derivatives of these ring systems are named systematically. Substituting groups having two or more free bonds are named as described in Monocyclic Aliphatic Hydrocarbons on p. 1.5.

1.1.1.9 Cyclic Hydrocarbons with Side Chains. Hydrocarbons composed of cyclic and aliphatic chains are named in a manner that is the simplest permissible or the most appropriate for the chemical intent. Hydrocarbons containing several chains attached to one cyclic nucleus are generally named as derivatives of the cyclic compound, and compounds containing several side chains and/or cyclic radicals attached to one chain are named as derivatives of the acyclic compound. Examples are

2-Ethyl-1-methylnaphthalene	Diphenylmethane
1,5-Diphenylpentane	2,3-Dimethyl-1-phenyl-1-hexene

Recognized trivial names for composite radicals are used if they lead to simplifications in naming. Examples are

1-Benzyl-naphthalene	1,2,4-Tris(3- <i>p</i> -tolylpropyl)benzene
----------------------	---

Fulvene, for methylenecyclopentadiene, and stilbene, for 1,2-diphenylethylene, are trivial names that are retained.

1.1.1.10 Heterocyclic Systems. Heterocyclic compounds can be named by relating them to the corresponding carbocyclic ring systems by using replacement nomenclature. Heteroatoms are denoted by prefixes ending in *a*, as shown in Table 1.3. If two or more replacement prefixes are required in a single name, they are cited in the order of their listing in the table. The lowest possible numbers consistent with the numbering of the corresponding carbocyclic system are assigned to the heteroatoms and then to carbon atoms bearing double or triple bonds. Locants are cited immediately preceding the prefixes or suffixes to which they refer. Multiplicity of the same heteroatom is indicated by the appropriate prefix in the series: di-, tri-, tetra-, penta-, hexa-, etc.

TABLE 1.3 Specialist Nomenclature for Heterocyclic Systems

Heterocyclic atoms are listed in decreasing order of priority.

Element	Valence	Prefix	Element	Valence	Prefix
Oxygen	2	Oxa-	Antimony	3	Stiba-*
Sulfur	2	Thia-	Bismuth	3	Bisma-
Selenium	2	Selena-	Silicon	4	Sila-
Tellurium	2	Tellura-	Germanium	4	Germa-
Nitrogen	3	Aza-	Tin	4	Stanna-
Phosphorus	3	Phospha-*	Lead	4	Plumba-
Arsenic	3	Arsa-*	Boron	3	Bora-
			Mercury	2	Mercura-

* When immediately followed by -in or -ine, phospha- should be replaced by phosphor-, arsa- by arsen-, and stiba- by antimon-. The saturated six-membered rings corresponding to phosphorin and arsenin are named *phosphorinane* and *arsenane*. A further exception is the replacement of borin by borinane.

TABLE 1.4 Suffixes for Specialist Nomenclature of Heterocyclic Systems

Number of ring members	Rings containing nitrogen		Rings containing no nitrogen	
	Unsaturation*	Saturation	Unsaturation*	Saturation
3	-irine	-iridine	-irene	-irane
4	-ete	-etidine	-ete	-etane
5	-ole	-olidine	-ole	-olane
6	-ine†	‡	-in	-ane§
7	-epine	‡	-epin	-epane
8	-ocine	‡	-ocin	-ocane
9	-onine	‡	-onin	-onane
10	-ecine	‡	-ecin	-ecane

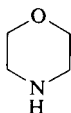
* Unsaturation corresponding to the maximum number of noncumulative double bonds. Heteroatoms have the normal valences given in Table 1.3.

† For phosphorus, arsenic, antimony, and boron, see the special provisions in Table 1.3.

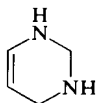
‡ Expressed by prefixing perhydro- to the name of the corresponding unsaturated compound.

§ Not applicable to silicon, germanium, tin, and lead; perhydro- is prefixed to the name of the corresponding unsaturated compound.

If the corresponding carbocyclic system is partially or completely hydrogenated, the additional hydrogen is cited using the appropriate *H*- or hydro- prefixes. A trivial name from Tables 1.5 and 1.6, if available, along with the state of hydrogenation may be used. In the specialist nomenclature for heterocyclic systems, the prefix or prefixes from Table 1.3 are combined with the appropriate stem from Table 1.4, eliding an *a* where necessary. Examples of acceptable usage, including (1) replacement and (2) specialist nomenclature, are



- (1) 1-Oxa-4-azacyclohexane
(2) 1,4-Oxazoline
Morpholine



- (1) 1,3-Diazacyclohex-5-ene
(2) 1,2,3,4-Tetrahydro-1,3-diazine



- (1) Thiacyclopropane
(2) Thiirane
Ethylene sulfide

Radicals derived from heterocyclic compounds by removal of hydrogen from a ring are named by adding -yl to the names of the parent compounds (with elision of the final *e*, if present). These exceptions are retained:

Furyl (from furan)

Pyridyl (from pyridine)

Piperidyl (from piperidine)

Quinolyl (from quinoline)

Isoquinolyl

Thenylidene (for thienylmethylene)

Furfuryl (for 2-furylmethyl)

Furfurylidene (for 2-furylmethylene)

Thienyl (from thiophene)

Thenylidyne (for thienylmethylidyne)

Furfurylidyne (for 2-furylmethylidyne)

Thenyl (for thienylmethyl)

Also, piperidino- and morpholino- are preferred to 1-piperidyl- and 4-morpholinyl-, respectively.

TABLE 1.5 Trivial Names of Heterocyclic Systems Suitable for Use in Fusion Names
Listed in order of increasing priority as senior ring system.

Structure	Parent name	Radical name	Structure	Parent name	Radical name
	Thiophene	Thienyl		2H-Pyrrole	2H-Pyrrolyl
	Thianthrene	Thianthrenyl		Pyrrole	Pyrrolyl
	Furan	Furyl		Imidazole	Imidazolyl
	Pyran (2H-shown)	Pyranyl		Pyrazole	Pyrazolyl
	Isobenzofuran	Isobenzofuranyl		Isothiazole	Isothiazolyl
	Chromene (2H-shown)	Chromenyl		Isoxazole	Isoxazolyl
	Xanthene*	Xanthenyl		Pyridine	Pyridyl
	Phenoxathiin	Phenoxathiinyl		Pyrazine	Pyrazinyl
				Pyrimidine	Pyrimidinyl
				Pyridazine	Pyridazinyl

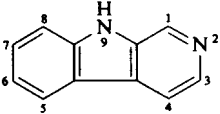
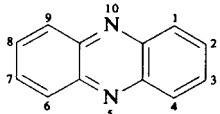
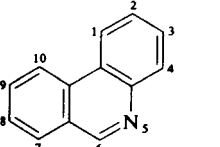
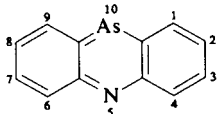
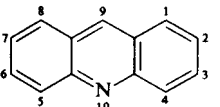
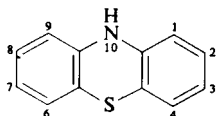
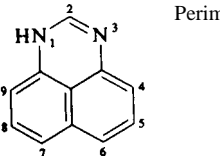
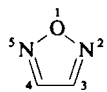
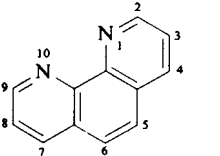
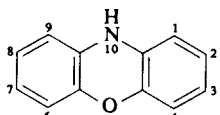
* Asterisk after a compound denotes exception to systematic numbering.

TABLE 1.5 Trivial Names of Heterocyclic Systems Suitable for Use in Fusion Names (*Continued*)

Structure	Parent name	Radical name	Structure	Parent name	Radical name
	Indolizine	IndolizinyI		Phthalazine	Phthalazinyl
	Isoindole	Isoindolyl		Naphthyridine (1,8-shown)	Naphthyridinyl
	3H-Indole	3H-Indolyl		Quinoxaline	QuinoxalinyI
	Indole	Indolyl		Quinazoline	QuinazolinyI
	1H-Indazole	1H-Indazolyl		Cinnoline	CinnolinyI
	Purine*	PurinyI		Pteridine	Pteridinyl
	4H-Quinoline	4H-QuinolinyI		4aH-Carbazole*	4aH-Carbazolyl
	Isoquinoline	Isoquinolyl		Carbazole*	Carbazolyl
	Quinolone	Quinolyl			

* Asterisk after a compound denotes exception to systematic numbering.

TABLE 1.5 Trivial Names of Heterocyclic Systems Suitable for Use in Fusion Names (*Continued*)

Structure	Parent name	Radical name	Structure	Parent name	Radical name
	β -Carboline	β -Carbolinyl		Phenazine	Phenazinyl
	Phenanthri- dine	Phenanthri- dinyl		Phenarsazine	Phenarsazinyl
	Acridine*	Acridinyl		Phenothiazine	Phenothiazinyl
	Perimidine	Perimidinyl		Furazan	Furazanyl
	Phenanthroline (1,10-shown)	Phenanthrolinyl		Phenoxazine	Phenoxazinyl

* Asterisk after a compound denotes exception to systematic numbering.

If there is a choice among heterocyclic systems, the parent compound is decided in the following order of preference:

1. A nitrogen-containing component
2. A component containing a heteroatom, in the absence of nitrogen, as high as possible in Table 1.3
3. A component containing the greater number of rings

TABLE 1.6 Trivial Names of Heterocyclic Systems That Are Not Recommended for Use in Fusion Names
Listed in order of increasing priority.

Structure	Parent name	Radical name	Structure	Parent name	Radical name
	Isochroman	Isochromanyl		Pyrazoline (3-shown*)	Pyrazolinyl
	Chroman	Chromanyl		Piperidine	Piperidyl†
	Pyrrolidine	Pyrrolinyl		Piperazine	Piperazinyl
	Pyrroline (2-shown*)	Pyrrolinyl		Indoline	Indolinyl
	Imidazolidine	Imidazolidinyl		Isoindoline	Isoindolinyl
	Imidazoline (2-shown*)	Imidazoliny		Quinuclidine	Quinuclidinyl
	Pyrazolidine	Pyrazolidinyl		Morpholine	Morpholinyl‡

* Denotes position of double bond.

† For 1-piperidyl, use piperidino.

‡ For 4-morpholinyl, use morpholino.

4. A component containing the largest possible individual ring
5. A component containing the greatest number of heteroatoms of any kind
6. A component containing the greatest variety of heteroatoms
7. A component containing the greatest number of heteroatoms first listed in Table 1.3

If there is a choice between components of the same size containing the same number and kind of heteroatoms, choose as the base component that one with the lower numbers for the heteroatoms before fusion. When a fusion position is occupied by a heteroatom, the names of the component rings to be fused are selected to contain the heteroatom.

1.1.2 Functional Compounds

There are several types of nomenclature systems that are recognized. Which type to use is sometimes obvious from the nature of the compound. Substitutive nomenclature, in general, is preferred because of its broad applicability, but radicofunctional, additive, and replacement nomenclature systems are convenient in certain situations.

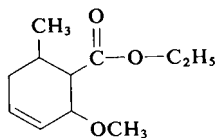
1.1.2.1 Substitutive Nomenclature. The first step is to determine the kind of characteristic (functional) group for use as the principal group of the parent compound. A characteristic group is a recognized combination of atoms that confers characteristic chemical properties on the molecule in which it occurs. Carbon-to-carbon unsaturation and heteroatoms in rings are considered nonfunctional for nomenclature purposes.

Substitution means the replacement of one or more hydrogen atoms in a given compound by some other kind of atom or group of atoms, functional or nonfunctional. In substitutive nomenclature, each substituent is cited as either a prefix or a suffix to the name of the parent (or substituting radical) to which it is attached; the latter is denoted the parent compound (or parent group if a radical).

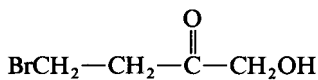
In Table 1.7 are listed the general classes of compounds in descending order of preference for citation as suffixes, that is, as the parent or characteristic compound. When oxygen is replaced by sulfur, selenium, or tellurium, the priority for these elements is in the descending order listed. The higher valence states of each element are listed before considering the successive lower valence states. Derivative groups have priority for citation as principal group after the respective parents of their general class.

In Table 1.8 are listed characteristic groups that are cited only as prefixes (never as suffixes) in substitutive nomenclature. The order of listing has no significance for nomenclature purposes.

Systematic names formed by applying the principles of substitutive nomenclature are single words except for compounds named as acids. First one selects the parent compound, and thus the suffix, from the characteristic group listed earliest in Table 1.7. All remaining functional groups are handled as prefixes that precede, in alphabetical order, the parent name. Two examples may be helpful:



Structure I



Structure II

Structure I contains an ester group and an ether group. Since the ester group has higher priority, the name is ethyl 2-methoxy-6-methyl-3-cyclohexene-1-carboxylate. Structure II contains a carbonyl group, a hydroxy group, and a bromo group. The latter is never a suffix. Between the other two, the carbonyl group has higher priority, the parent has -one as suffix, and the name is 4-bromo-1-hydroxy-2-butanone.

Selection of the principal alicyclic chain or ring system is governed by these selection rules:

- For purely alicyclic compounds, the selection process proceeds successively until a decision is reached: (a) the maximum number of substituents corresponding to the characteristic group cited earliest in Table 1.7, (b) the maximum number of double and triple bonds considered together, (c) the maximum length of the chain, and (d) the maximum number of double bonds. Additional criteria, if needed for complicated compounds, are given in the IUPAC nomenclature rules.
- If the characteristic group occurs only in a chain that carries a cyclic substituent, the compound is named as an aliphatic compound into which the cyclic component is substituted; a radical prefix is used to denote the cyclic component. This chain need not be the longest chain.
- If the characteristic group occurs in more than one carbon chain and the chains are not directly

TABLE 1.7 Characteristic Groups for Substitutive Nomenclature

Listed in order of decreasing priority for citation as principal group or parent name.

Class	Formula*	Prefix	Suffix
1. Cations:		-onio-	-onium
	H ₄ N ⁺	Ammonio-	-ammonium
	H ₃ O ⁺	Oxonio-	-oxonium
	H ₃ S ⁺	Sulfonio-	-sulfonium
	H ₃ Se ⁺	Selenonio-	-selenonium
	H ₂ Cl ⁺	Chloronio-	-chloronium
	H ₂ Br ⁺	Bromonio-	-bromonium
	H ₂ I ⁺	Iodonio-	-iodonium
2. Acids:			
Carboxylic	—COOH	Carboxy-	-carboxylic acid
	—(C)OOH		-oic acid
	—C(=O)OOH		-peroxy···carboxylic acid
	—(C=O)OOH		-peroxy···oic acid
Sulfonic	—SO ₃ H	Sulfo-	-sulfonic acid
Sulfinic	—SO ₂ H	Sulfino-	-sulfinic acid
Sulfenic	—SOH	Sulfeno-	-sulfenic acid
Salts	—COOM		Metal···carboxylate
	—(C)OOM		Metal···oate
	—SO ₃ M		Metal···sulfonate
	—SO ₂ M		Metal···sulfinate
	—SOM		Metal···sulfenate
3. Derivatives of acids:			
Anhydrides	—C(=O)OC(=O)—		-carboxylic anhydride
	—(C=O)O(C=O)—		-oic anhydride
Esters	—COOR	R-oxycarbonyl-	R···carboxylate
	—C(OOR)		R···oate
Acid halides	—CO—halogen	Haloformyl	-carbonyl halide
Amides	—CO—NH ₂	Carbamoyl-	-carboxamide
	(C)O—NH ₂		-amide

TABLE 1.7 Characteristic Groups for Substitutive Nomenclature (*Continued*)

Class	Formula*	Prefix	Suffix
Hydrazides	—CO—NHNH ₂	Carbonyl- hydrazino-	-carbohydrazide
Imides	—(CO)—NHNH ₂ —CO—NH—CO—	R-imido-	-ohydrazide -carboximide
Amidines	—C(=NH)—NH ₂ —(C=NH)—NH ₂	Amidino-	-carboxamidine -amidine
4. Nitrile (cyanide)	—CN —(C)N	Cyano-	-carbonitrile -nitrile
5. Aldehydes	—CHO —(C=O)H (then their analogs and derivatives)	Formyl- Oxo-	-carbaldehyde -al
6. Ketones	>(C=O) (then their analogs and derivatives)	Oxo-	-one
7. Alcohols (and phenols)	—OH	Hydroxy-	-ol
Thiols	—SH	Mercapto-	-thiol
8. Hydroperoxides	—O—OH	Hydroperoxy-	
9. Amines	—NH ₂	Amino-	-amine
Imines	>NH	Imino-	-imine
Hydrazines	—NHNH ₂	Hydrazino-	-hydrazine
10. Ethers	—OR	R-oxy-	
Sulfides	—SR	R-thio-	
11. Peroxides	—O—OR	R-dioxy-	

* Carbon atoms enclosed in parentheses are included in the name of the parent compound and not in the suffix or prefix.

TABLE 1.8 Characteristic Groups Cited Only as Prefixes in Substitutive Nomenclature

Characteristic group	Prefix	Characteristic group	Prefix
—Br	Bromo-	—IX ₂	X may be halogen or a radical; dihalogenoiodo- or diacetoxyiodo-, e.g., —ICl ₂ is dichloroiodo-
—Cl	Chloro-		
—ClO	Chlorosyl-		
—ClO ₂	Chloryl-	>N ₂	Diazo-
—ClO ₃	Perchloryl-	—N ₃	Azido-
—F	Fluoro-	—NO	Nitroso-
—I	Iodo-	—NO ₂	Nitro-
—IO	Iodosyl-	>N(=O)OH	<i>aci</i> -Nitro-
—IO ₂	Iodyl*	—OR	R-oxy-
—I(OH) ₂	Dihydroxyiodo-	—SR	R-thio-
		—SeR (—TeR)	R-seleno- (R-telluro-)

* Formerly iodoxy.

attached to one another, then the chain chosen as parent should carry the largest number of the characteristic group. If necessary, the selection is continued as in rule 1.

4. If the characteristic group occurs only in one cyclic system, that system is chosen as the parent.
5. If the characteristic group occurs in more than one cyclic system, that system is chosen as parent which (a) carries the largest number of the principal group or, failing to reach a decision, (b) is the senior ring system.
6. If the characteristic group occurs both in a chain and in a cyclic system, the parent is that portion in which the principal group occurs in largest number. If the numbers are the same, that portion is chosen which is considered to be the most important or is the senior ring system.
7. When a substituent is itself substituted, all the subsidiary substituents are named as prefixes and the entire assembly is regarded as a parent radical.
8. The seniority of ring systems is ascertained by applying the following rules successively until a decision is reached: (a) all heterocycles are senior to all carbocycles, (b) for heterocycles, the preference follows the decision process described under Heterocyclic Systems, p. 1.11, (c) the largest number of rings, (d) the largest individual ring at the first point of difference, (e) the largest number of atoms in common among rings, (f) the lowest letters in the expression for ring functions, (g) the lowest numbers at the first point of difference in the expression for ring junctions, (h) the lowest state of hydrogenation, (i) the lowest-numbered locant for indicated hydrogen, (j) the lowest-numbered locant for point of attachment (if a radical), (k) the lowest-numbered locant for an attached group expressed as a suffix, (l) the maximum number of substituents cited as prefixes, (m) the lowest-numbered locant for substituents named as prefixes, hydro prefixes, -ene, and -yne, all considered together in one series in ascending numerical order independent of their nature, and (n) the lowest-numbered locant for the substituent named as prefix which is cited first in the name.

Numbering of Compounds. If the rules for aliphatic chains and ring systems leave a choice, the starting point and direction of numbering of a compound are chosen so as to give lowest-numbered locants to these structural factors, if present, considered successively in the order listed below until a decision is reached. Characteristic groups take precedence over multiple bonds.

1. Indicated hydrogen, whether cited in the name or omitted as being conventional
2. Characteristic groups named as suffix following the ranking order of Table 1.7
3. Multiple bonds in acyclic compounds; in bicycloalkanes, tricycloalkanes, and polycycloalkanes, double bonds having priority over triple bonds; and in heterocyclic systems whose names end in -etine, -oline, or -olene
4. The lowest-numbered locant for substituents named as prefixes, hydro prefixes, -ene, and -yne, all considered together in one series in ascending numerical order
5. The lowest locant for that substituent named as prefix which is cited first in the name

For cyclic radicals, indicated hydrogen and thereafter the point of attachment (free valency) have priority for the lowest available number.

Prefixes and Affixes. Prefixes are arranged alphabetically and placed before the parent name; multiplying affixes, if necessary, are inserted and *do not* alter the alphabetical order already attained. The parent name includes any syllables denoting a change of ring member or relating to the structure of a carbon chain. Nondetachable parts of parent names include

1. Forming rings; cyclo-, bicyclo-, spiro-
2. Fusing two or more rings: benzo-, naphtho-, imidazo-
3. Substituting one ring or chain member atom for another: oxa-, aza-, thia-
4. Changing positions of ring or chain members: iso-, *sec*-, *tert*-, neo-
5. Showing indicated hydrogen
6. Forming bridges: ethano-, epoxy-
7. Hydro-

Prefixes that represent complete terminal characteristic groups are preferred to those representing only a portion of a given group. For example, for the prefix —C(=O)CH_3 , the name (formylmethyl) is preferred to (oxoethyl).

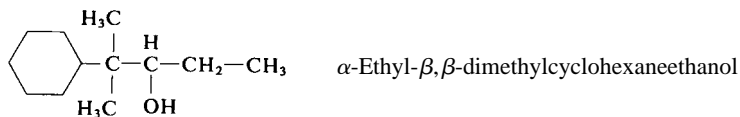
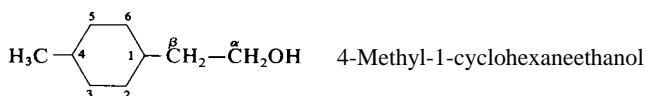
The multiplying affixes di-, tri-, tetra-, penta-, hexa-, hepta-, octa-, nona-, deca-, undeca-, and so on are used to indicate a set of *identical* unsubstituted radicals or parent compounds. The forms bis-, tris-, tetrakis-, pentakis-, and so on are used to indicate a set of identical radicals or parent compounds *each substituted in the same way*. The affixes bi-, ter-, quater-, quinque-, sexi-, septi-, octi-, novi-, deci-, and so on are used to indicate the number of identical rings joined together by a single or double bond.

Although multiplying affixes may be omitted for very common compounds when no ambiguity is caused thereby, such affixes are generally included throughout this handbook in alphabetical listings. An example would be ethyl ether for diethyl ether.

1.1.2.2 Conjunctive Nomenclature. Conjunctive nomenclature may be applied when a principal group is attached to an acyclic component that is directly attached by a carbon-carbon bond to a cyclic component. The name of the cyclic component is attached directly in front of the name of the acyclic component carrying the principal group. This nomenclature is not used when an unsaturated side chain is named systematically. When necessary, the position of the side chain is indicated by a locant placed before the name of the cyclic component. For substituents on the acyclic chain, carbon atoms of the side chain are indicated by Greek letters proceeding from the principal group to the cyclic component. The terminal carbon atom of acids, aldehydes, and nitriles is omitted when allocating Greek positional letters. Conjunctive nomenclature is not used when the side chain carries more than one of the principal group, except in the case of malonic and succinic acids.

The side chain is considered to extend only from the principal group to the cyclic component. Any other chain members are named as substituents, with appropriate prefixes placed before the name of the cyclic component.

When a cyclic component carries more than one identical side chain, the name of the cyclic component is followed by di-, tri-, etc., and then by the name of the acyclic component, and it is preceded by the locants for the side chains. Examples are



When side chains of two or more different kinds are attached to a cyclic component, only the senior side chain is named by the conjunctive method. The remaining side chains are named as prefixes. Likewise, when there is a choice of cyclic component, the senior is chosen. Benzene derivatives may be named by the conjunctive method only when two or more identical side chains are present. Trivial names for oxo carboxylic acids may be used for the acyclic component. If the cyclic and acyclic components are joined by a double bond, the locants of this bond are placed as superscripts to a Greek capital delta that is inserted between the two names. The locant for the cyclic component precedes that for the acyclic component, e.g., indene- $\Delta^{1,\alpha}$ -acetic acid.

1.1.2.3 Radicofunctional Nomenclature. The procedures of radicofunctional nomenclature are identical with those of substitutive nomenclature except that suffixes are never used. Instead, the functional class name (Table 1.9) of the compound is expressed as one word and the remainder of the molecule as another that precedes the class name. When the functional class name refers to a characteristic group that is bivalent, the two radicals attached to it are each named, and when different, they are written as separate words arranged in alphabetical order. When a compound contains more than one kind of group listed in Table 1.9, that kind is cited as the functional group or class name that occurs higher in the table, all others being expressed as prefixes.

Radicofunctional nomenclature finds some use in naming ethers, sulfides, sulfoxides, sulfones, selenium analogs of the preceding three sulfur compounds, and azides.

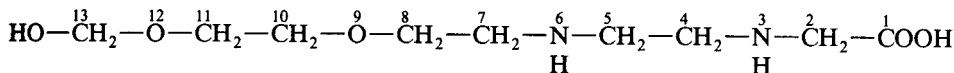
TABLE 1.9 Functional Class Names Used in Radicofunctional Nomenclature

Groups are listed in order of decreasing priority.

Group	Functional class names
X in acid derivatives	Name of X (in priority order: fluoride, chloride, bromide, iodide, cyanide, azide; then the sulfur and selenium analogs)
—CN, —NC	Cyanide, isocyanide
>CO	Ketone; then S and Se analogs
—OH	Alcohol; then S and Se analogs
—O—OH	Hydroperoxide
>O	Ether or oxide
>S, >SO, >SO ₂	Sulfide, sulfoxide, sulfone
>Se, >SeO, >SeO ₂	Selenide, selenoxide, selenone
—F, —Cl, —Br, —I	Fluoride, chloride, bromide, iodide
—N ₃	Azide

1.1.2.4 Replacement Nomenclature. Replacement nomenclature is intended for use only when other nomenclature systems are difficult to apply in the naming of chains containing heteroatoms. When no group is present that can be named as a principal group, the longest chain of carbon and heteroatoms terminating with carbon is chosen and named as though the entire chain were that of an acyclic hydrocarbon. The heteroatoms within this chain are identified by means of prefixes aza-, oxa-, thia-, etc., in the order of priority stated in Table 1.3. Locants indicate the positions of the heteroatoms in the chain. Lowest-numbered locants are assigned to the principal group when

such is present. Otherwise, lowest-numbered locants are assigned to the heteroatoms considered together and, if there is a choice, to the heteroatoms cited earliest in Table 1.3. An example is



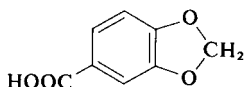
13-Hydroxy-9,12-dioxo-3,6-diazatridecanoic acid

1.1.3 Specific Functional Groups

Characteristic groups will now be treated briefly in order to expand the terse outline of substitutive nomenclature presented in Table 1.7. Alternative nomenclature will be indicated whenever desirable.

1.1.3.1 Acetals and Acylals. Acetals, which contain the group $>\text{C}(\text{OR})_2$, where R may be different, are named (1) as dialkoxo compounds or (2) by the name of the corresponding aldehyde or ketone followed by the name of the hydrocarbon radical(s) followed by the word *acetal*. For example, $\text{CH}_3-\text{CH}(\text{OCH}_3)_2$ is named either (1) 1,1-dimethoxyethane or (2) acetaldehyde dimethyl acetal.

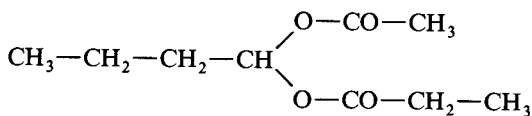
A cyclic acetal in which the two acetal oxygen atoms form part of a ring may be named (1) as a heterocyclic compound or (2) by use of the prefix methylenedioxy for the group $-\text{O}-\text{CH}_2-\text{O}-$ as a substituent in the remainder of the molecule. For example,



(1) 1,3-Benzo[d]dioxole-5-carboxylic acid

(2) 3,4-Methylenedioxybenzoic acid

Acylals, $\text{R}^1\text{R}^2\text{C}(\text{OCOR}^3)_2$, are named as acid esters;



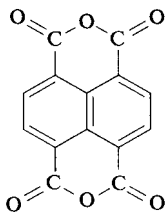
Butylidene acetate
propionate

α -Hydroxy ketones, formerly called acyloins, had been named by changing the ending -ic acid or -oic acid of the corresponding acid to -oin. They are preferably named by substitutive nomenclature; thus



1.1.3.2 Acid Anhydrides. Symmetrical anhydrides of monocarboxylic acids, when unsubstituted, are named by replacing the word *acid* by *anhydride*. Anhydrides of substituted monocarboxylic acids, if symmetrically substituted, are named by prefixing bis- to the name of the acid and replacing the word *acid* by *anhydride*. Mixed anhydrides are named by giving in alphabetical order the first part of the names of the two acids followed by the word *anhydride*, e.g., acetic propionic anhydride or acetic propanoic anhydride. Cyclic anhydrides of polycarboxylic acids, although possessing a

heterocyclic structure, are preferably named as acid anhydrides. For example,



1,8;4,5-Naphthalenetetracarboxylic dianhydride (note the use of a semicolon to distinguish the pairs of locants)

1.1.3.3 Acyl Halides. Acyl halides, in which the hydroxyl portion of a carboxyl group is replaced by a halogen, are named by placing the name of the corresponding halide after that of the acyl radical. When another group is present that has priority for citation as principal group or when the acyl halide is attached to a side chain, the prefix haloformyl- is used as, for example, in fluoroformyl-.

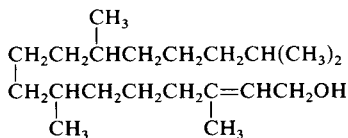
1.1.3.4 Alcohols and Phenols. The hydroxyl group is indicated by a suffix -ol when it is the principal group attached to the parent compound and by the prefix hydroxy- when another group with higher priority for citation is present or when the hydroxy group is present in a side chain. When confusion may arise in employing the suffix -ol, the hydroxy group is indicated as a prefix; this terminology is also used when the hydroxyl group is attached to a heterocycle, as, for example, in the name 3-hydroxythiophene to avoid confusion with thiophenol (C_6H_5SH). Designations such as isopropanol, *sec*-butanol, and *tert*-butanol are incorrect because no hydrocarbon exists to which the suffix can be added. Many trivial names are retained. These structures are shown in Table 1.10. The radicals ($RO-$) are named by adding -oxy as a suffix to the name of the R radical, e.g., pentyloxy for $CH_3CH_2CH_2CH_2CH_2O-$. These contractions are exceptions: methoxy (CH_3O-), ethoxy (C_2H_5O-), propoxy (C_3H_7O-), butoxy (C_4H_9O-), and phenoxy (C_6H_5O-). For unsubstituted radicals only, one may use isopropoxy [$(CH_3)_2CH-O-$], isobutoxy [$(CH_3)_2CH_2CH-O-$], *sec*-butoxy [$CH_3CH_2CH(CH_3)-O-$], and *tert*-butoxy [$(CH_3)_3C-O-$].

TABLE 1.10 Retained Trivial Names of Alcohols and Phenols with Structures

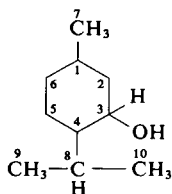
Ally alcohol	$CH_2=CHCH_2OH$
<i>tert</i> -Butyl alcohol	$(CH_3)_3COH$
Benzyl alcohol	$C_6H_5CH_2OH$
Phenethyl alcohol	$C_6H_5CH_2CH_2OH$
Ethylene glycol	$HOCH_2CH_2OH$
1,2-Propylene glycol	$CH_3CHOHCH_2OH$
Glycerol	$HOCH_2CHOHCH_2OH$
Pentaerythritol	$C(CH_2OH)_4$
Pinacol	$(CH_3)_2COHCOH(CH_3)_2$
Phenol	C_6H_5OH
Xylitol	$ \begin{array}{ccccccc} & & OH & & & & \\ & & & & & & \\ HOCH_2 & -CH & - & CH & - & CH & -CH_2OH \\ & & & & & & \\ & OH & & & & OH & \end{array} $
Geraniol	$ \begin{array}{ccccccc} & & & & & & \\ & & & & & & \\ (CH_3)_2C & = & CH & CH_2 & CH_2 & C & =CHCH_2OH \\ & & & & & & \\ & & & & & CH_3 & \end{array} $

TABLE 1.10 Retained Trivial Names of Alcohols and Phenols with Structures (Continued)

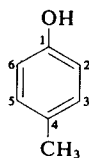
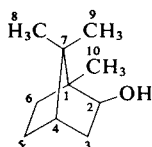
Phytol



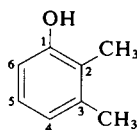
Menthol



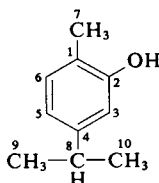
Borneol



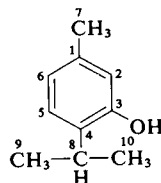
Cresol (1,4-isomer shown)



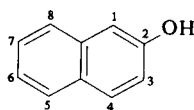
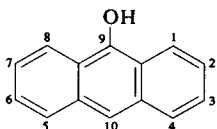
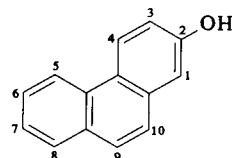
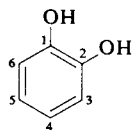
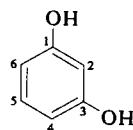
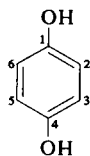
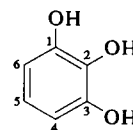
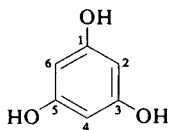
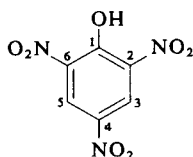
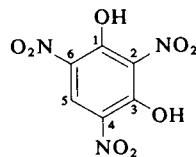
Xylenol (2,3-isomer shown)



Carvacrol



Thymol

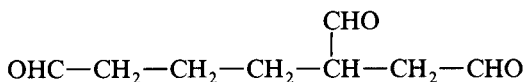
Naphthol (2-isomer shown)
2-HydroxynaphthaleneAnthrol (9-isomer shown)
9-HydroxyanthracenePhenanthrol (2-isomer shown)
2-HydroxyphenanthrenePyrocatechol
1,2-DihydroxybenzeneResorcinol
1,3-DihydroxybenzeneHydroquinone
1,4-DihydroxybenzenePyrogallol
1,2,3-TrihydroxybenzenePhloroglucinol
1,3,5-TrihydroxybenzenePicric acid
2,4,6-TrinitrophenolStyphnic acid
1,3-Dihydroxy-2,4,6-trinitrobenzene

Bivalent radicals of the form $O-Y-O$ are named by adding -dioxy to the name of the bivalent radicals except when forming part of a ring system. Examples are $-O-CH_2-O-$ (methylene-dioxy), $-O-CO-O-$ (carbonyldioxy), and $-O-SO_2-O-$ (sulfonyldioxy). Anions derived from alcohols or phenols are named by changing the final $-ol$ to $-olate$.

Salts composed of an anion, $RO-$, and a cation, usually a metal, can be named by citing first the cation and then the RO anion (with its ending changed to -yl oxide), e.g., sodium benzyl oxide for $C_6H_5CH_2ONa$. However, when the radical has an abbreviated name, such as methoxy, the ending -oxy is changed to -oxide. For example, CH_3ONa is named sodium methoxide (not sodium methylate).

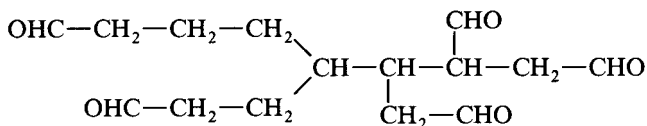
1.1.3.5 Aldehydes. When the group $-C(=O)H$, usually written $-CHO$, is attached to carbon at one (or both) end(s) of a linear acyclic chain the name is formed by adding the suffix $-al$ (or $-dial$) to the name of the hydrocarbon containing the same number of carbon atoms. Examples are butanal for $CH_3CH_2CH_2CHO$ and propanedial for, $OHCCH_2CHO$.

Naming an acyclic polyaldehyde can be handled in two ways. First, when more than two aldehyde groups are attached to an unbranched chain, the proper affix is added to $-carbaldehyde$, which becomes the suffix to the name of the longest chain carrying the maximum number of aldehyde groups. The name and numbering of the main chain do not include the carbon atoms of the aldehyde groups. Second, the name is formed by adding the prefix $formyl-$ to the name of the $-dial$ that incorporates the principal chain. Any other chains carrying aldehyde groups are named by the use of $formylalkyl-$ prefixes. Examples are



(1) 1,2,5-Pentanetricarbaldehyde

(2) 3-Formylheptanedial



(1) 4-(2-Formylethyl)-3-(formylmethyl)-1,2,7-heptanetricarbaldehyde

(2) 3-Formyl-5-(2-formylethyl)-4-(formylmethyl)nonanedial

When the aldehyde group is directly attached to a carbon atom of a ring system, the suffix $-carbaldehyde$ is added to the name of the ring system, e.g., 2-naphthalenecarbaldehyde. When the aldehyde group is separated from the ring by a chain of carbon atoms, the compound is named (1) as a derivative of the acyclic system or (2) by conjunctive nomenclature, for example, (1) (2-naphthyl)propionaldehyde or (2) 2-naphthalenepropionaldehyde.

An aldehyde group is denoted by the prefix $formyl-$ when it is attached to a nitrogen atom in a ring system or when a group having priority for citation as principal group is present and part of a cyclic system.

When the corresponding monobasic acid has a trivial name, the name of the aldehyde may be formed by changing the ending $-ic$ acid or $-oic$ acid to $-aldehyde$. Examples are

Formaldehyde

Acrylaldehyde (not acrolein)

Acetaldehyde

Benzaldehyde

Propionaldehyde

Cinnamaldehyde

Butyraldehyde

2-Furaldehyde (not furfural)

The same is true for polybasic acids, with the proviso that all the carboxyl groups must be changed to aldehyde; then it is not necessary to introduce affixes. Examples are

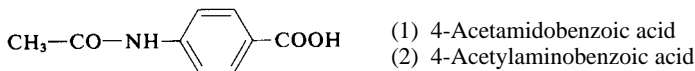
Glyceraldehyde	Succinaldehyde
Glycolaldehyde	Phthalaldehyde (<i>o</i> -, <i>m</i> -, <i>p</i> -)
Malonaldehyde	

These trivial names may be retained: citral (3,7-dimethyl-2,6-octadienal), vanillin (4-hydroxy-3-methoxybenzaldehyde), and piperonal (3,4-methylenedioxybenzaldehyde).

1.1.3.6 Amides. For primary amides the suffix -amide is added to the systematic name of the parent acid. For example, $\text{CH}_3\text{—CO—NH}_2$ is acetamide. Oxamide is retained for $\text{H}_2\text{N—CO—CO—NH}_2$. The name -carboxylic acid is replaced by -carboxamide.

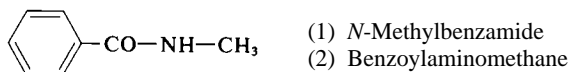
For amino acids having trivial names ending in -ine, the suffix -amide is added after the name of the acid (with elision of *e* for monoamides). For example, $\text{H}_2\text{N—CH}_2\text{—CO—NH}_2$ is glycine-amide.

In naming the radical R—CO—NH— , either (1) the -yl ending of RCO— is changed to -amido or (2) the radicals are named as acylamino radicals. For example,

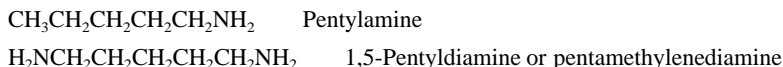


The latter nomenclature is always used for amino acids with trivial names.

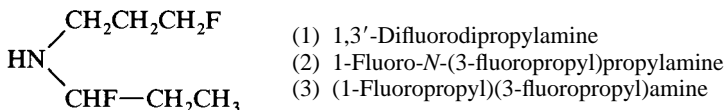
N-substituted primary amides are named either (1) by citing the substituents as *N* prefixes or (2) by naming the acyl group as an *N* substituent of the parent compound. For example,



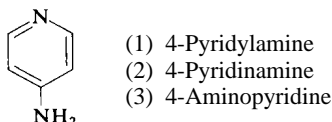
1.1.3.7 Amines. Amines are preferably named by adding the suffix -amine (and any multiplying affix) to the name of the parent radical. Examples are



Locants of substituents of symmetrically substituted derivatives of symmetrical amines are distinguished by primes or else the names of the complete substituted radicals are enclosed in parentheses. Unsymmetrically substituted derivatives are named similarly or as *N*-substituted products of a primary amine (after choosing the most senior of the radicals to be the parent amine). For example,



Complex cyclic compounds may be named by adding the suffix -amine or the prefix amino- (or aminoalkyl-) to the name of the parent compound. Thus three names are permissible for

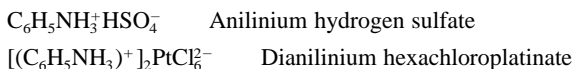


Complex linear polyamines are best designated by replacement nomenclature. These trivial names are retained: aniline, benzidine, phenetidine, toluidine, and xylydine.

The bivalent radical —NH— linked to two identical radicals can be denoted by the prefix imino-, as well as when it forms a bridge between two carbon ring atoms. A trivalent nitrogen atom linked to three identical radicals is denoted by the prefix nitrilo-. Thus ethylenediaminetetraacetic acid (an allowed exception) should be named ethylenedinitrilotetraacetic acid.

1.1.3.8 Ammonium Compounds. Salts and hydroxides containing quadrivalent nitrogen are named as a substituted ammonium salt or hydroxide. The names of the substituting radicals precede the word *ammonium*, and then the name of the anion is added as a separate word. For example, $(\text{CH}_3)_4\text{N}^+\text{I}^-$ is tetramethylammonium iodide.

When the compound can be considered as derived from a base whose name does not end in -amine, its quaternary nature is denoted by adding *ium* to the name of that base (with elision of *e*), substituent groups are cited as prefixes, and the name of the anion is added separately at the end. Examples are



The names *choline* and *betaine* are retained for unsubstituted compounds.

In complex cases, the prefixes amino- and imino- may be changed to ammonio- and iminio- and are followed by the name of the molecule representing the most complex group attached to this nitrogen atom and are preceded by the names of the other radicals attached to this nitrogen. Finally the name of the anion is added separately. For example, the name might be 1-trimethylammonio-acridine chloride or 1-acridinyltrimethylammonium chloride.

When the preceding rules lead to inconvenient names, then (1) the unaltered name of the base may be used followed by the name of the anion or (2) for salts of hydrohalogen acids only the unaltered name of the base is used followed by the name of the hydrohalide. An example of the latter would be 2-ethyl-*p*-phenylenediamine monohydrochloride.

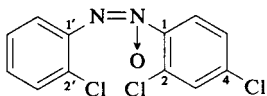
1.1.3.9 Azo Compounds. When the azo group (—N=N—) connects radicals derived from identical unsubstituted molecules, the name is formed by adding the prefix azo- to the name of the parent unsubstituted molecules. Substituents are denoted by prefixes and suffixes. The azo group has priority for lowest-numbered locant. Examples are azobenzene for $\text{C}_6\text{H}_5\text{—N=N—C}_6\text{H}_5$, azobenzene-4-sulfonic acid for $\text{C}_6\text{H}_5\text{—N=N—C}_6\text{H}_4\text{SO}_3\text{H}$, and 2',4-dichloroazobenzene-4'-sulfonic acid for $\text{ClC}_6\text{H}_4\text{—N=N—C}_6\text{H}_3\text{ClSO}_3\text{H}$.

When the parent molecules connected by the azo group are different, azo is placed between the complete names of the parent molecules, substituted or unsubstituted. Locants are placed between the affix azo and the names of the molecules to which each refers. Preference is given to the more complex parent molecule for citation as the first component, e.g., 2-aminonaphthalene-1-azo-(4'-chloro-2'-methylbenzene).

In an alternative method, the senior component is regarded as substituted by RN=N— , this group R being named as a radical. Thus 2-(7-phenylazo-2-naphthylazo)anthracene is the name by this alternative method for the compound named anthracene-2-azo-2'-naphthalene-7'-azobenzene.

1.1.3.10 Azoxy Compounds. Where the position of the azoxy oxygen atom is unknown or immaterial, the compound is named in accordance with azo rules, with the affix azo replaced by azoxy. When the position of the azoxy oxygen atom in an unsymmetrical compound is designated, a prefix *NNO-* or *ONN-* is used. When both the groups attached to the azoxy radical are cited in the name of the compound, the prefix *NNO-* specifies that the second of these two groups is attached directly

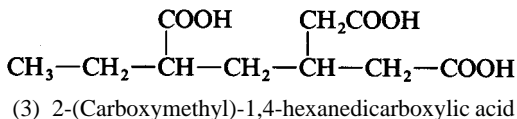
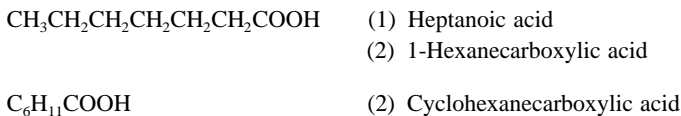
to —N(O)— ; the prefix *ONN-* specifies that the first of these two groups is attached directly to —N(O)— . When only one parent compound is cited in the name, the prefixed *ONN-* and *NNO-* specify that the group carrying the primed and unprimed substituents is connected, respectively, to the —N(O)— group. The prefix *NON-* signifies that the position of the oxygen atom is unknown; the azoxy group is then written as $\text{—N}_2\text{O—}$. For example,

2,2',4-Trichloro-*NNO*-azoxybenzene

1.1.3.11 Boron Compounds. Molecular hydrides of boron are called boranes. They are named by using a multiplying affix to designate the number of boron atoms and adding an Arabic numeral within parentheses as a suffix to denote the number of hydrogen atoms present. Examples are pentaborane(9) for B_5H_9 and pentaborane(11) for B_5H_{11} .

Organic ring systems are named by replacement nomenclature. Three- to ten-membered monocyclic ring systems containing uncharged boron atoms may be named by the specialist nomenclature for heterocyclic systems. Organic derivatives are named as outlined for substitutive nomenclature. The complexity of boron nomenclature precludes additional details; the text by Rigaudy and Klesney should be consulted.

1.1.3.12 Carboxylic Acids. Carboxylic acids may be named in several ways. First, —COOH groups replacing $\text{CH}_3\text{—}$ at the end of the main chain of an acyclic hydrocarbon are denoted by adding -oic acid to the name of the hydrocarbon. Second, when the —COOH group is the principal group, the suffix -carboxylic acid can be added to the name of the parent chain whose name and chain numbering *does not include* the carbon atom of the —COOH group. The former nomenclature is preferred unless use of the ending -carboxylic acid leads to citation of a larger number of carboxyl groups as suffix. Third, carboxyl groups are designated by the prefix carboxy- when attached to a group named as a substituent or when another group is present that has higher priority for citation as principal group. In all cases, the principal chain should be linked to as many carboxyl groups as possible even though it might not be the longest chain present. Examples are



Removal of the OH from the —COOH group to form the acyl radical results in changing the ending -oic acid to -oyl or the ending -carboxylic acid to -carbonyl. Thus the radical $\text{CH}_3\text{CH}_2\text{CH}_2\text{CH}_2\text{CO—}$ is named either pentanoyl or butanecarbonyl. When the hydroxyl has not been removed from all carboxyl groups present in an acid, the remaining carboxyl groups are denoted by the prefix carboxy-. For example, $\text{HOOCCH}_2\text{CH}_2\text{CH}_2\text{CH}_2\text{CH}_2\text{CO—}$ is named 6-carboxyhexanoyl.

TABLE 1.11 Names of Some Carboxylic Acids

Systematic name	Trivial name	Systematic name	Trivial name
Methanoic	Formic	<i>trans</i> -Methylbutenedioic	Mesaconic*
Ethanoic	Acetic		
Propanoic	Propionic	1,2,2-Trimethyl-1,3-cyclopentanedicarboxylic acid	Camphoric
Butanoic	Butyric		
2-Methylpropanoic	Isobutyric*		
Pentanoic	Valeric	Benzenecarboxylic	Benzoic
3-Methylbutanoic	Isovaleric*	1,2-Benzenedicarboxylic	Phthalic
2,2-Dimethylpropanoic	Pivalic*	1,3-Benzenedicarboxylic	Isophthalic
Hexanoic	(Caproic)	1,4-Benzenedicarboxylic	Terephthalic
Heptanoic	(Enanthic)	Naphthalenecarboxylic	Naphthoic
Octanoic	(Caprylic)	Methylbenzenecarboxylic	Toluic
Decanoic	(Capric)	2-Phenylpropanoic	Hydratropic
Dodecanoic	Lauric*	2-Phenylpropenoic	Atropic
Tetradecanoic	Myristic*	<i>trans</i> -3-Phenylpropenoic	Cinnamic
Hexadecanoic	Palmitic*	Furancarboxylic	Furoic
Octadecanoic	Stearic*	Thiophenecarboxylic	Thenoic
		3-Pyridinecarboxylic	Nicotinic
		4-Pyridinecarboxylic	Isonicotinic
Ethanedioic	Oxalic		
Propanedioic	Malonic	Hydroxyethanoic	Glycolic
Butanedioic	Succinic	2-Hydroxypropanoic	Lactic
Pentanedioic	Glutaric	2,3-Dihydroxypropanoic	Glyceric
Hexanedioic	Adipic	Hydroxypropanedioic	Tartronic
Heptanedioic	Pimelic*	Hydroxybutanedioic	Malic
Octanedioic	Suberic*	2,3-Dihydroxybutanedioic	Tartaric
Nonanedioic	Azelaic*	3-Hydroxy-2-phenylpropanoic	Tropic
Decanedioic	Sebacic*	2-Hydroxy-2,2-diphenylethanoic	Benzilic
Propenoic	Acrylic	2-Hydroxybenzoic	Salicylic
Propynoic	Propiolic	Methoxybenzoic	Anisic
2-Methylpropenoic	Methacrylic	4-Hydroxy-3-methoxybenzoic	Vanillic
<i>trans</i> -2-Butenoic	Crotonic		
<i>cis</i> -2-Butenoic	Isocrotonic		
<i>cis</i> -9-Octadecenoic	Oleic		
<i>trans</i> -9-Octadecenoic	Elaidic	3,4-Dimethoxybenzoic	Veratric
<i>cis</i> -Butenedioic	Maleic	3,4-Methylenedioxybenzoic	Piperonylic
<i>trans</i> -Butenedioic	Fumaric	3,4-Dihydroxybenzoic	Protocatechuic
<i>cis</i> -Methylbutenedioic	Citraconic*	3,4,5-Trihydroxybenzoic	Galic

* Systematic names should be used in derivatives formed by substitution on a carbon atom.

Note: The names in parentheses are abandoned but are listed for reference to older literature.

Many trivial names exist for acids; these are listed in Table 1.11. Generally, radicals are formed by replacing -ic acid by -oyl.* When a trivial name is given to an acyclic monoacid or diacid, the numeral 1 is always given as locant to the carbon atom of a carboxyl group in the acid or to the carbon atom with a free valence in the radical RCO—.

* Exceptions: formyl, acetyl, propionyl, butyryl, isobutyryl, valeryl, isovaleryl, oxalyl, malonyl, succinyl, glutaryl, furoyl, and thenoyl.

1.1.3.13 Ethers (R^1-O-R^2). In substitutive nomenclature, one of the possible radicals, $R-O-$, is stated as the prefix to the parent compound that is senior from among R^1 or R^2 . Examples are methoxyethane for $CH_3OCH_2CH_3$ and butoxyethanol for $C_4H_9OCH_2CH_2OH$.

When another principal group has precedence and oxygen is linking two identical parent compounds, the prefix oxy- may be used, as with 2,2'-oxydiethanol for $HOCH_2CH_2OCH_2CH_2OH$.

Compounds of the type $RO-Y-OR$, where the two parent compounds are identical and contain a group having priority over ethers for citation as suffix, are named as assemblies of identical units. For example, $HOOC-CH_2-O-CH_2CH_2-O-CH_2-COOH$ is named 2,2'-(ethylene-dioxy)diacetic acid.

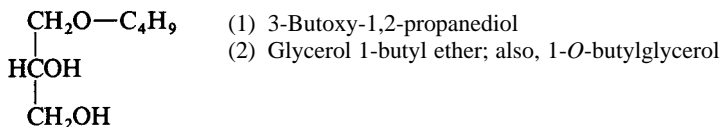
Linear polyethers derived from three or more molecules of aliphatic dihydroxy compounds, particularly when the chain length exceeds ten units, are most conveniently named by open-chain replacement nomenclature. For example, $CH_3CH_2-O-CH_2CH_2-O-CH_2CH_3$ could be 3,6-dioxaoctane or (2-ethoxy)ethoxyethane.

An oxygen atom directly attached to two carbon atoms already forming part of a ring system or to two carbon atoms of a chain may be indicated by the prefix epoxy-. For example, $CH_2-CH-O-CH_2Cl$ is named 1-chloro-2,3-epoxypropane.



Symmetrical linear polyethers may be named (1) in terms of the central oxygen atom when there is an odd number of ether oxygen atoms or (2) in terms of the central hydrocarbon group when there is an even number of ether oxygen atoms. For example, $C_2H_5-O-O-C_4H_8-O-C_4H_8-O-C_2H_5$ is bis-(4-ethoxybutyl)ether, and 3,6-dioxaoctane (earlier example) could be named 1,2-bis(ethoxy)ethane.

Partial ethers of polyhydroxy compounds may be named (1) by substitutive nomenclature or (2) by stating the name of the polyhydroxy compound followed by the name of the etherifying radical(s) followed by the word *ether*. For example,



Cyclic ethers are named either as heterocyclic compounds or by specialist rules of heterocyclic nomenclature. Radicofunctional names are formed by citing the names of the radicals R^1 and R^2 followed by the word *ether*. Thus methoxyethane becomes ethyl methyl ether and ethoxyethane becomes diethyl ether.

1.1.3.14 Halogen Derivatives. Using substitutive nomenclature, names are formed by adding prefixes listed in Table 1.8 to the name of the parent compound. The prefix perhalo- implies the replacement of all hydrogen atoms by the particular halogen atoms.

Cations of the type $R^1R^2X^+$ are given names derived from the halonium ion, H_2X^+ , by substitution, e.g., diethyliodonium chloride for $(C_2H_5)_2I^+Cl^-$.

Retained are these trivial names; bromoform ($CHBr_3$), chloroform ($CHCl_3$), fluoroform (CHF_3), iodoform (CHI_3), phosgene ($COCl_2$), thiophosgene ($CSCl_2$), and dichlorocarbene radical ($\triangleright CCl_2$). Inorganic nomenclature leads to such names as carbonyl and thiocarbonyl halides (COX_2 and CSX_2) and carbon tetrahalides (CX_4).

1.1.3.15 Hydroxylamines and Oximes. For $RNH-OH$ compounds, prefix the name of the radical R to hydroxylamine. If another substituent has priority as principal group, attach the prefix

hydroxyamino- to the parent name. For example, C_6H_5NHOH would be named *N*-phenylhydroxylamine, but HOC_6H_4NHOH would be (hydroxyamino)phenol, with the point of attachment indicated by a locant preceding the parentheses.

Compounds of the type R^1NH-OR^2 are named (1) as alkoxyamino derivatives of compound R^1H , (2) as *N,O*-substituted hydroxylamines, (3) as alkoxyamines (even if R^1 is hydrogen), or (4) by the prefix aminooxy- when another substituent has priority for parent name. Examples of each type are

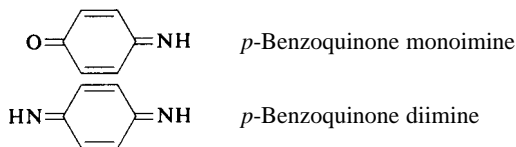
1. 2-(Methoxyamino)-8-naphthalenecarboxylic acid for $CH_3ONH-C_{10}H_6COOH$
2. *O*-Phenylhydroxylamine for $H_2N-O-C_6H_5$ or *N*-phenylhydroxylamine for C_6H_5NH-OH
3. Phenoxyamine for $H_2N-O-C_6H_5$ (not preferred to *O*-phenylhydroxylamine)
4. Ethyl (aminooxy)acetate for $H_2N-O-CH_2CO-OC_2H_5$

Acyl derivatives, $RCO-NH-OH$ and $H_2N-O-CO-R$, are named as *N*-hydroxy derivatives of amides and as *O*-acylhydroxylamines, respectively. The former may also be named as hydroxamic acids. Examples are *N*-hydroxyacetamide for $CH_3CO-NH-OH$ and *O*-acetylhydroxylamine for $H_2N-O-CO-CH_3$. Further substituents are denoted by prefixes with *O*- and/or *N*-locants. For example, $C_6H_5NH-O-C_2H_5$ would be *O*-ethyl-*N*-phenylhydroxylamine or *N*-ethoxyaniline.

For oximes, the word *oxime* is placed after the name of the aldehyde or ketone. If the carbonyl group is not the principal group, use the prefix hydroxyimino-. Compounds with the group >N-OR are named by a prefix alkoxyimino- as oxime *O*-ethers or as *O*-substituted oximes. Compounds with the group >C=N(O)R are named by adding *N*-oxide after the name of the alkylideneaminc compound. For amine oxides, add the word *oxide* after the name of the base, with locants. For example, C_5H_5N-O is named pyridine *N*-oxide or pyridine 1-oxide.

1.1.3.16 Imines. The group >C=NH is named either by the suffix -imine or by citing the name of the bivalent radical $R^1R^2C<$ as a prefix to amine. For example, $CH_3CH_2CH_2CH=NH$ could be named 1-butanimine or butylideneamine. When the nitrogen is substituted, as in $CH_2=N-CH_2CH_3$, the name is *N*-(methylidene)ethylamine.

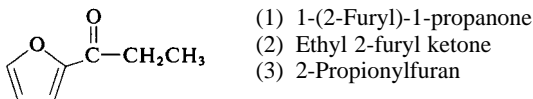
Quinones are exceptions. When one or more atoms of quinonoid oxygen have been replaced by >NH or >NR , they are named by using the name of the quinone followed by the word *imine* (and preceded by proper affixes). Substituents on the nitrogen atom are named as prefixes. Examples are



1.1.3.17 Ketenes. Derivatives of the compound ketene, $CH_2=C=O$, are named by substitutive nomenclature. For example, $C_4H_9CH=C=O$ is butyl ketene. An acyl derivative, such as $CH_3CH_2-CO-CH_2CH=C=O$, may be named as a polyketone, 1-hexene-1,4-dione. Bisketene is used for two to avoid ambiguity with diketene (dimeric ketene).

1.1.3.18 Ketones. Acyclic ketones are named (1) by adding the suffix -one to the name of the hydrocarbon forming the principal chain or (2) by citing the names of the radicals R^1 and R^2 followed

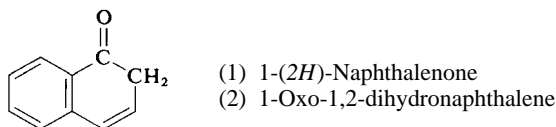
by the word *ketone*. In addition to the preceding nomenclature, acyclic monoacyl derivatives of cyclic compounds may be named (3) by prefixing the name of the acyl group to the name of the cyclic compound. For example, the three possible names of



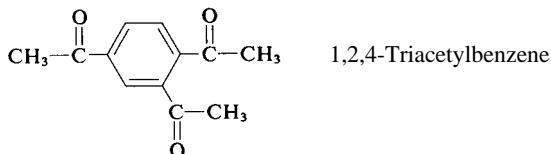
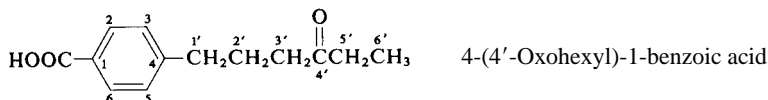
When the cyclic component is benzene or naphthalene, the -ic acid or -oic acid of the acid corresponding to the acyl group is changed to -ophenone or -onaphthone, respectively. For example, $C_6H_5-CO-CH_2CH_2CH_3$ can be named either butyrophenone (or butanophenone) or phenyl propyl ketone.

Radicalfunctional nomenclature can be used when a carbonyl group is attached directly to carbon atoms in two ring systems and no other substituent is present having priority for citation.

When the methylene group in polycarbocyclic and heterocyclic ketones is replaced by a keto group, the change may be denoted by attaching the suffix -one to the name of the ring system. However, when $\geq CH$ in an unsaturated or aromatic system is replaced by a keto group, two alternative names become possible. First, the maximum number of noncumulative double bonds is added after introduction of the carbonyl group(s), and any hydrogen that remains to be added is denoted as indicated hydrogen with the carbonyl group having priority over the indicated hydrogen for lower-numbered locant. Second, the prefix oxo- is used, with the hydrogenation indicated by hydro prefixes; hydrogenation is considered to have occurred before the introduction of the carbonyl group. For example,



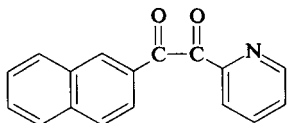
When another group having higher priority for citation as principal group is also present, the ketonic oxygen may be expressed by the prefix oxo-, or one can use the name of the carbonyl-containing radical, as, for example, acyl radicals and oxo-substituted radicals. Examples are



Diketones and tetraketones derived from aromatic compounds by conversion of two or four $\geq CH$ groups into keto groups, with any necessary rearrangement of double bonds to a quinonoid structure, are named by adding the suffix -quinone and any necessary affixes.

Polyketones in which two or more contiguous carbonyl groups have rings attached at each end

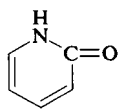
may be named (1) by the radicofunctional method or (2) by substitutive nomenclature. For example,



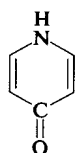
- (1) 2-Naphthyl 2-pyridyl diketone
 (2) 1-(2-Naphthyl)-2-(2-pyridyl)ethanedione

Some trivial names are retained: acetone (2-propanone), biacetyl (2,3-butanedione), propiophenone ($C_6H_5-CO-CH_2CH_3$), chalcone ($C_6H_5-CH=CH-CO-C_6H_5$), and deoxybenzoin ($C_6H_5-CH_2-CO-C_6H_5$).

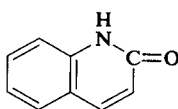
These contracted names of heterocyclic nitrogen compounds are retained as alternatives for systematic names, sometimes with indicated hydrogen. In addition, names of oxo derivatives of fully saturated nitrogen heterocycles that systematically end in -idinone are often contracted to end in -idone when no ambiguity might result. For example,



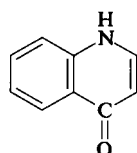
2-Pyridone
2(1H)-Pyridone



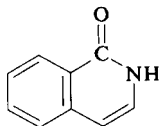
4-Pyridone
4(1H)-Pyridone



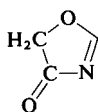
2-Quinolone
2(1H)-Quinolone



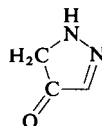
4-Quinolone
4(1H)-Quinolone



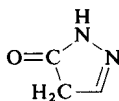
1-Isoquinolone
1(2H)-Isoquinolone



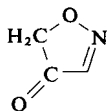
4-Oxazolone
4(5H)-Oxazolone



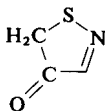
4-Pyrazolone
4(5H)-Pyrazolone



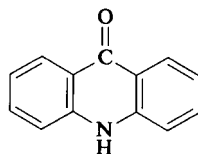
5-Pyrazolone
5(4H)-Pyrazolone



4-Isoxazoline
4(5H)-Isoxazolone



4-Thiazolone
4(5H)-Thiazolone



9-Acridone
9(10H)-Acridone

1.1.3.19 Lactones, Lactides, Lactams, and Lactims. When the hydroxy acid from which water may be considered to have been eliminated has a trivial name, the lactone is designated by substituting -olactone for -ic acid. Locants for a carbonyl group are numbered as low as possible, even before that of a hydroxyl group.

Lactones formed from aliphatic acids are named by adding -olide to the name of the nonhydroxylated hydrocarbon with the same number of carbon atoms. The suffix -olide signifies the change of $\geq CH \cdots CH_3$ into $\geq C \cdots C=O$.

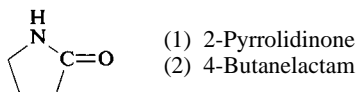


Structures in which one or more (but not all) rings of an aggregate are lactone rings are named by placing -carbolactone (denoting the $-O-CO-$ bridge) after the names of the structures that

remain when each bridge is replaced by two hydrogen atoms. The locant for —CO— is cited before that for the ester oxygen atom. An additional carbon atom is incorporated into this structure as compared to the -olide.

These trivial names are permitted: γ -butyrolactone, γ -valerolactone, and δ -valerolactone. Names based on heterocycles may be used for all lactones. Thus, γ -butyrolactone is also tetrahydro-2-furanone or dihydro-2(3*H*)-furanone.

Lactides, intermolecular cyclic esters, are named as heterocycles. *Lactams* and *lactims*, containing a —CO—NH— and —C(OH)=N— group, respectively, are named as heterocycles, but they may also be named with -lactam or -lactim in place of -olide. For example,



1.1.3.20 Nitriles and Related Compounds. For acids whose systematic names end in -carboxylic acid, nitriles are named by adding the suffix -carbonitrile when the —CN group replaces the —COOH group. The carbon atom of the —CN group is excluded from the numbering of a chain to which it is attached. However, when the triple-bonded nitrogen atom is considered to replace three hydrogen atoms at the end of the main chain of an acyclic hydrocarbon, the suffix -nitrile is added to the name of the hydrocarbon. Numbering begins with the carbon attached to the nitrogen. For example, $\text{CH}_3\text{CH}_2\text{CH}_2\text{CH}_2\text{CH}_2\text{CN}$ is named (1) pentanecarbonitrile or (2) hexanenitrile.

Trivial acid names are formed by changing the endings -oic acid or -ic acid to -onitrile. For example, CH_3CN is acetoneitrile. When the —CN group is not the highest priority group, the —CN group is denoted by the prefix cyano-.

In order of decreasing priority for citation of a functional class name, and the prefix for substitutive nomenclature, are the following related compounds:

Functional group	Prefix	Radicofunctional ending
—NC	Isocyano-	Isocyanide
—OCN	Cyanato-	Cyanate
—NCO	Isocyanato-	Isocyanate
—ONC	—	Fulminate
—SCN	Thiocyanato-	Thiocyanate
—NCS	Isothiocyanato-	Isothiocyanate
—SeCN	Selenocyanato-	Selenocyanate
—NCSe	Isoselenocyanato-	Isoselenocyanate

1.1.3.21 Peroxides. Compounds of the type R—O—OH are named (1) by placing the name of the radical R before the word *hydroperoxide* or (2) by use of the prefix hydroperoxy- when another parent name has higher priority. For example, $\text{C}_2\text{H}_5\text{OOH}$ is ethyl hydroperoxide.

Compounds of the type $\text{R}^1\text{O—OR}^2$ are named (1) by placing the names of the radicals in alphabetical order before the word *peroxide* when the group —O—O— links two chains, two rings, or a ring and a chain, (2) by use of the affix dioxy to denote the bivalent group —O—O— for naming assemblies of identical units or to form part of a prefix, or (3) by use of the prefix epidioxy- when the peroxide group forms a bridge between two carbon atoms, a ring, or a ring system.

Examples are methyl propyl peroxide for $\text{CH}_3\text{—O—O—C}_3\text{H}_7$ and 2,2'-dioxydiacetic acid for $\text{HOOC—CH}_2\text{—O—O—CH}_2\text{—COOH}$.

1.1.3.22 Phosphorus Compounds. Acyclic phosphorus compounds containing only one phosphorus atom, as well as compounds in which only a single phosphorus atom is in each of several functional groups, are named as derivatives of the parent structures listed in Table 1.12. Often these

TABLE 1.12 Parent Structures of Phosphorus-Containing Compounds

Formula	Parent name	Substitutive prefix	Radicofunctional ending
H_3P H_5P	Phosphine Phosphorane	$\text{H}_2\text{P—}$ Phosphino- $\text{H}_4\text{P—}$ Phosphoranyl- $\text{H}_3\text{P} \leq$ Phosphoroanediyl- $\text{H}_2\text{P} \equiv$ Phosphoranetriyl-	Phosphide
H_3PO H_3PS H_3PNH $\text{P}(\text{OH})_3$ $\text{HP}(\text{OH})_2$ H_2POH $\text{P}(\text{O})(\text{OH})_3$ $\text{HP}(\text{O})(\text{OH})_2$	Phosphine oxide Phosphine sulfide Phosphine imide Phosphorous acid Phosphonous acid Phosphinous acid Phosphoric acid Phosphonic acid	$\text{P}(\text{O}) \equiv$ Phosphoryl- $\text{HP}(\text{O}) \leq$ Phosphonyl- $\text{—P}(\text{O})\text{OH}_2$ Phosphono- $\text{H}_2\text{P}(\text{O})\text{—}$ Phosphinoyl- $\text{>P}(\text{O})\text{OH}$ Phosphinoco- Phosphinato-	Phosphite Phosphonite Phosphinite Phosphate(V) Phosphonate
$\text{H}_2\text{P}(\text{O})\text{OH}$	Phosphinic acid		Phosphinate

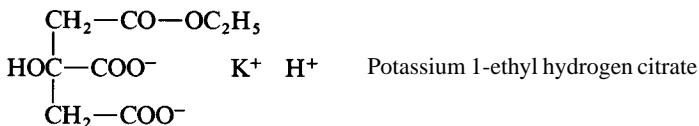
are purely hypothetical parent structures. When hydrogen attached to phosphorus is replaced by a hydrocarbon group, the derivative is named by substitution nomenclature. When hydrogen of an —OH group is replaced, the derivative is named by radicofunctional nomenclature. For example, $\text{C}_2\text{H}_5\text{PH}_2$ is ethylphosphine; $(\text{C}_2\text{H}_5)_2\text{PH}$, diethylphosphine; $\text{CH}_3\text{P}(\text{OH})_2$, dihydroxy-methyl-phosphine or methylphosphonous acid; $\text{C}_2\text{H}_5\text{—PO}(\text{Cl})(\text{OH})$, ethylchlorophosphonic acid or ethylphosphonochloridic acid or hydrogen chlorodioxoethylphosphate(V); $\text{CH}_3\text{CH}(\text{PH}_2)\text{COOH}$, 2-phosphinopropionic acid; $\text{HP}(\text{CH}_2\text{COOH})_2$, phosphinediyl diacetic acid; $(\text{CH}_3)\text{HP}(\text{O})\text{OH}$, methylphosphinic acid or hydrogen hydridomethyl dioxophosphate(V); $(\text{CH}_3\text{O})_3\text{PO}$, trimethyl phosphate; and $(\text{CH}_3\text{O})_3\text{P}$, trimethyl phosphite.

1.1.3.23 Salts and Esters of Acids. Neutral salts of acids are named by citing the cation(s) and then the anion, whose ending is changed from -oic to -oate or from -ic to -ate. When different acidic residues are present in one structure, prefixes are formed by changing the anion ending -ate to -ato- or -ide to -ido-. The prefix carboxylato- denotes the ionic group —COO^- . The phrase (metal) salt of (the acid) is permissible when the carboxyl groups are not all named as affixes.

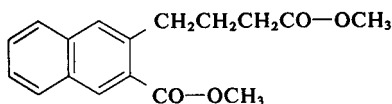
Acid salts include the word *hydrogen* (with affixes, if appropriate) inserted between the name of the cation and the name of the anion (or word *salt*).

Esters are named similarly, with the name of the alkyl or aryl radical replacing the name of the

cation. Acid esters of acids and their salts are named as neutral esters, but the components are cited in the order: cation, alkyl or aryl radical, hydrogen, and anion. Locants are added if necessary. For example,



Ester groups in $\text{R}^1-\text{CO}-\text{OR}^2$ compounds are named (1) by the prefix alkoxy-carbonyl- or aryloxy-carbonyl- for $-\text{CO}-\text{OR}^2$ when the radical R^1 contains a substituent with priority for citation as principal group or (2) by the prefix acyloxy- for $\text{R}^1-\text{CO}-\text{O}-$ when the radical R^2 contains a substituent with priority for citation as principal group. Examples are



Methyl 3-methoxycarbonyl-2-naphthalenebutyrate



The trivial name *acetoxy* is retained for the $\text{CH}_3-\text{CO}-\text{O}-$ group. Compounds of the type $\text{R}^2\text{C}(\text{OR}^2)_3$ are named as R^2 esters of the hypothetical ortho acids. For example, $\text{CH}_3\text{C}(\text{OCH}_3)_3$ is trimethyl orthoacetate.

1.1.3.24 Silicon Compounds. SiH_4 is called silane; its acyclic homologs are called disilane, trisilane, and so on, according to the number of silicon atoms present. The chain is numbered from one end to the other so as to give the lowest-numbered locant in radicals to the free valence or to substituents on a chain. The abbreviated form silyl is used for the radical SiH_3- . Numbering and citation of side chains proceed according to the principles set forth for hydrocarbon chains. Cyclic nonaromatic structures are designated by the prefix *cyclo-*.

When a chain or ring system is composed entirely of alternating silicon and oxygen atoms, the parent name *siloxane* is used with a multiplying affix to denote the number of silicon atoms present. The parent name *silazane* implies alternating silicon and nitrogen atoms; multiplying affixes denote the number of silicon atoms present.

The prefix *sila-* designates replacement of carbon by silicon in replacement nomenclature. Prefix names for radicals are formed analogously to those for the corresponding carbon-containing compounds. Thus silyl is used for SiH_3- , silylene for $-\text{SiH}_2-$, silyldiyne for $-\text{SiH}<$, as well as trily, tetrayl, and so on for free valences(s) on ring structures.

1.1.3.25 Sulfur Compounds

Bivalent Sulfur. The prefix *thio*, placed before an affix that denotes the oxygen-containing group or an oxygen atom, implies the replacement of that oxygen by sulfur. Thus the suffix *-thiol* denotes $-\text{SH}$, *-thione* denotes $-(\text{C})=\text{S}$ and implies the presence of an $=\text{S}$ at a nonterminal carbon atom, *-thioic acid* denotes $[(\text{C})=\text{S}]\text{OH} \rightleftharpoons [(\text{C})=\text{O}]\text{SH}$ (that is, the *O*-substituted acid and the *S*-substi-

tuted acid, respectively), -dithioc acid denotes $[-C(S)]SH$, and -thial denotes $-(C)HS$ (or -carbothialdehyde denotes $-CHS$). When -carboxylic acid has been used for acids, the sulfur analog is named -carbothioic acid or -carbodithioic acid.

Prefixes for the groups $HS-$ and $RS-$ are mercapto- and alkylthio-, respectively; this latter name may require parentheses for distinction from the use of thio- for replacement of oxygen in a trivially named acid. Examples of this problem are $4-C_2H_5-C_6H_4-CSOH$ named *p*-ethyl(thio)benzoic acid and $4-C_2H_5-S-C_6H_4-COOH$ named *p*-(ethylthio)benzoic acid. When $-SH$ is not the principal group, the prefix mercapto- is placed before the name of the parent compound to denote an unsubstituted $-SH$ group.

The prefix thioxo- is used for naming $=S$ in a thioketone. Sulfur analogs of acetals are named as alkylthio- or arylthio-. For example, $CH_3CH(SCH_3)OCH_3$ is 1-methoxy-1-(methylthio)ethane. Prefix forms for -carbothioic acids are hydroxy(thiocarbonyl)- when referring to the *O*-substituted acid and mercapto(carbonyl)- for the *S*-substituted acid.

Salts are formed as with oxygen-containing compounds. For example, C_2H_5-S-Na is named either sodium ethanethiolate or sodium ethyl sulfide. If mercapto- has been used as a prefix, the salt is named by use of the prefix sulfido- for $-S^-$.

Compounds of the type R^1-S-R^2 are named alkylthio- (or arylthio-) as a prefix to the name of R^1 or R^2 , whichever is the senior.

Sulfonium Compounds. Sulfonium compounds of the type $R^1R^2R^3S^+X^-$ are named by citing in alphabetical order the radical names followed by -sulfonium and the name of the anion. For heterocyclic compounds, -ium is added to the name of the ring system. Replacement of $>CH$ by sulfonium sulfur is denoted by the prefix thionia-, and the name of the anion is added at the end.

Organosulfur Halides. When sulfur is directly linked only to an organic radical and to a halogen atom, the radical name is attached to the word *sulfur* and the name(s) and number of the halide(s) are stated as a separate word. Alternatively, the name can be formed from $R-SOH$, a sulfenic acid whose radical prefix is sulfenyl-. For example, CH_3CH_2-S-Br would be named either ethylsulfur monobromide or ethanesulfenyl bromide. When another principal group is present, a composite prefix is formed from the number and substitutive name(s) of the halogen atoms in front of the syllable thio. For example, $BrS-COOH$ is (bromothio)formic acid.

Sulfoxides. Sulfoxides, R^1-SO-R^2 , are named by placing the names of the radicals in alphabetical order before the word *sulfoxide*. Alternatively, the less senior radical is named followed by sulfynyl- and concluded by the name of the senior group. For example, $CH_3CH_2-SO-CH_2CH_2CH_3$ is named either ethyl propyl sulfoxide or 1-(ethylsulfynyl)propane.

When an $>SO$ group is incorporated in a ring, the compound is named an oxide.

Sulfones. Sulfones, $R^1-SO_2-R^2$, are named in an analogous manner to sulfoxides, using the word *sulfone* in place of *sulfoxide*. In prefixes, the less senior radical is followed by -sulfonyl-. When the $>SO_2$ group is incorporated in a ring, the compound is named as a dioxide.

Sulfur Acids. Organic oxy acids of sulfur, that is, $-SO_3H$, $-SO_2H$, and $-SOH$, are named sulfonic acid, sulfinic acid, and sulfenic acid, respectively. In subordinate use, the respective prefixes are sulfo-, sulfino, and sulfeno-. The grouping $-SO_2-O-SO_2-$ or $-SO-O-SO$ is named sulfonic or sulfinic anhydride, respectively.

Inorganic nomenclature is employed in naming sulfur acids and their derivatives in which sulfur is linked only through oxygen to the organic radical. For example, $(C_2H_5O)_2SO_2$ is diethyl sulfate and $C_2H_5O-SO_2-OH$ is ethyl hydrogen sulfate. Prefixes *O*- and *S*- are used where necessary to denote attachment to oxygen and to sulfur, respectively, in sulfur replacement compounds. For example, CH_3-S-SO_2-ONa is sodium *S*-methyl thiosulfate.

When sulfur is linked only through nitrogen, or through nitrogen and oxygen, to the organic radical, naming is as follows: (1) *N*-substituted amides are designated as *N*-substituted derivatives of the sulfur amides and (2) compounds of the type $R-NH-SO_3H$ may be named as *N*-substituted

sulfamic acids or by the prefix sulfoamino- to denote the group $\text{HO}_3\text{S}-\text{NH}-$. The groups $-\text{N}=\text{SO}$ and $-\text{N}=\text{SO}_2$ are named sulfinylamines and sulfonylamines, respectively.

Sultones and Sultams. Compounds containing the group $-\text{SO}_2-\text{O}-$ as part of the ring are called -sultone. The $-\text{SO}_2-$ group has priority over the $-\text{O}-$ group for lowest-numbered locant.

Similarly, the $-\text{SO}_2-\text{N}=\text{O}$ group as part of a ring is named by adding -sultam to the name of the hydrocarbon with the same number of carbon atoms. The $-\text{SO}_2-$ has priority over $-\text{N}=\text{O}$ for lowest-numbered locant.

1.1.4 Stereochemistry

Concepts in stereochemistry, that is, chemistry in three-dimensional space, are in the process of rapid expansion. This section will deal with only the main principles. The compounds discussed will be those that have identical molecular formulas but differ in the arrangement of their atoms in space. *Stereoisomers* is the name applied to these compounds.

Stereoisomers can be grouped into three categories: (1) Conformational isomers differ from each other only in the way their atoms are oriented in space, but can be converted into one another by rotation about sigma bonds. (2) Geometric isomers are compounds in which rotation about a double bond is restricted. (3) Configurational isomers differ from one another only in configuration about a chiral center, axis, or plane. In subsequent structural representations, a broken line denotes a bond projecting behind the plane of the paper and a wedge denotes a bond projecting in front of the plane of the paper. A line of normal thickness denotes a bond lying essentially in the plane of the paper.

1.1.4.1 Conformational Isomers. A molecule in a conformation into which its atoms return spontaneously after small displacements is termed a *conformer*. Different arrangements of atoms that can be converted into one another by rotation about single bonds are called *conformational isomers* (see Fig. 1.1). A pair of conformational isomers can be but do not have to be mirror images of each other. When they are not mirror images, they are called *diastereomers*.

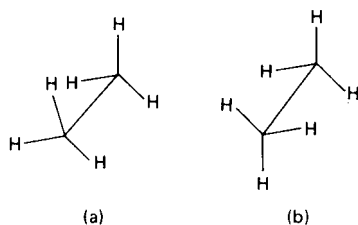


FIGURE 1.1 Conformations of ethane.
(a) Eclipsed; (b) staggered.

Acyclic Compounds. Different conformations of acyclic compounds are best viewed by construction of ball-and-stick molecules or by use of Newman projections (see Fig. 1.2). Both types of representations are shown for ethane. Atoms or groups that are attached at opposite ends of a single bond should be viewed along the bond axis. If two atoms or groups attached at opposite ends of the bond appear one directly behind the other, these atoms or groups are described as eclipsed. That portion of the molecule is described as being in the eclipsed conformation. If not eclipsed, the atoms

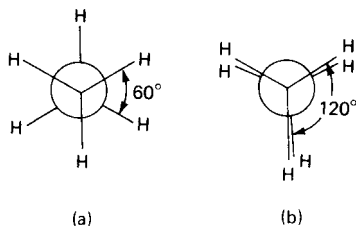


FIGURE 1.2 Newman projections for ethane. (a) Staggered; (b) eclipsed.

or groups and the conformation may be described as staggered. Newman projections show these conformations clearly.

Certain physical properties show that rotation about the single bond is not quite free. For ethane there is an energy barrier of about $3 \text{ kcal} \cdot \text{mol}^{-1}$ ($12 \text{ kJ} \cdot \text{mol}^{-1}$). The potential energy of the molecule is at a minimum for the staggered conformation, increases with rotation, and reaches a maximum at the eclipsed conformation. The energy required to rotate the atoms or groups about the carbon-carbon bond is called *torsional energy*. Torsional strain is the cause of the relative instability of the eclipsed conformation or any intermediate skew conformations.

In butane, with a methyl group replacing one hydrogen on each carbon of ethane, there are several different staggered conformations (see Fig. 1.3). There is the *anti*-conformation in which the methyl groups are as far apart as they can be (dihedral angle of 180°). There are two *gauche* conformations in which the methyl groups are only 60° apart; these are two nonsuperimposable mirror images of each other. The *anti*-conformation is more stable than the *gauche* by about $0.9 \text{ kcal} \cdot \text{mol}^{-1}$ ($4 \text{ kJ} \cdot \text{mol}^{-1}$). Both are free of torsional strain. However, in a *gauche* conformation the methyl groups are closer together than the sum of their van der Waals' radii. Under these conditions van der Waals' forces are repulsive and raise the energy of conformation. This strain can affect not only the relative stabilities of various staggered conformations but also the heights of the energy barriers

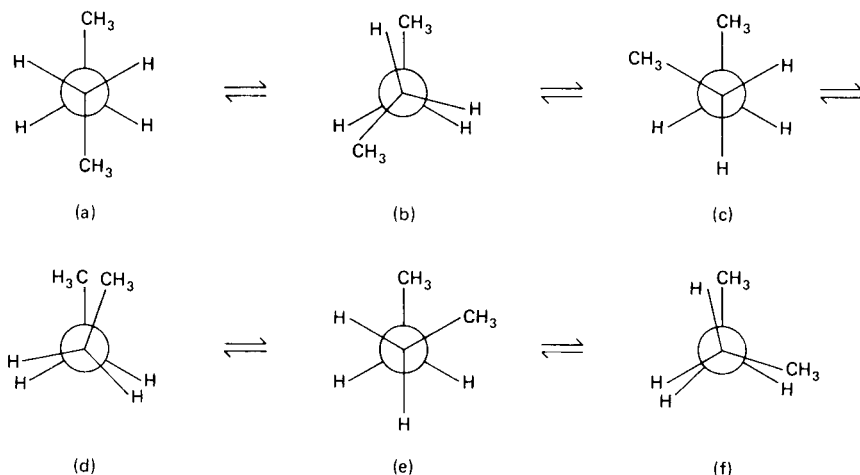


FIGURE 1.3 Conformations of butane. (a) *Anti*-staggered; (b) eclipsed; (c) *gauche*-staggered; (d) eclipsed; (e) *gauche*-staggered; (f) eclipsed. (Eclipsed conformations are slightly staggered for convenience in drawing; actually they are superimposed.)

between them. The energy maximum (estimated at 4.8 to 6.1 kcal · mol⁻¹ or 20 to 25 kJ · mol⁻¹) is reached when two methyl groups swing past each other (the eclipsed conformation) rather than past hydrogen atoms.

Cyclic Compounds. Although cyclic aliphatic compounds are often drawn as if they were planar geometric figures (a triangle for cyclopropane, a square for cyclobutane, and so on), their structures are not that simple. Cyclopropane does possess the maximum angle strain if one considers the difference between a tetrahedral angle (109.5°) and the 60° angle of the cyclopropane structure. Nevertheless the cyclopropane structure is thermally quite stable. The highest electron density of the carbon-carbon bonds does not lie along the lines connecting the carbon atoms. Bonding electrons lie principally outside the triangular internuclear lines and result in what is known as *bent bonds* (see Fig. 1.4).

Cyclobutane has less angle strain than cyclopropane (only 19.5°). It is also believed to have some bent-bond character associated with the carbon-carbon bonds. The molecule exists in a nonplanar conformation in order to minimize hydrogen-hydrogen eclipsing strain.

Cyclopentane is nonplanar, with a structure that resembles an envelope (see Fig. 1.5). Four of the carbon atoms are in one plane, and the fifth is out of that plane. The molecule is in continual motion so that the out-of-plane carbon moves rapidly around the ring.

The 12 hydrogen atoms of cyclohexane do not occupy equivalent positions. In the chair conformation six hydrogen atoms are perpendicular to the average plane of the molecule and six are directed outward from the ring, slightly above or below the molecular plane (see Fig. 1.6). Bonds which are perpendicular to the molecular plane are known as *axial bonds*, and those which extend outward

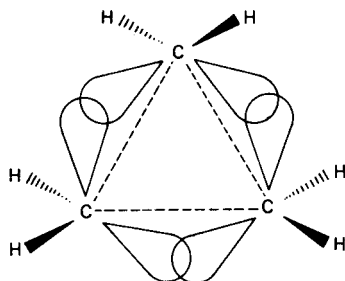


FIGURE 1.4 The bent bonds ("tear drops") of cyclopropane.

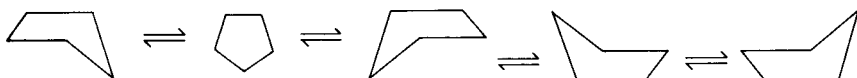


FIGURE 1.5 The conformations of cyclopentane.

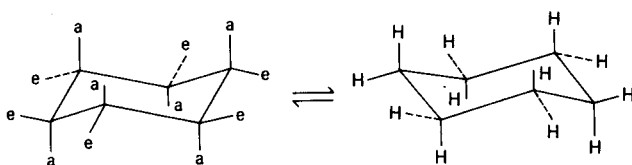


FIGURE 1.6 The two chair conformations of cyclohexane; *a* = axial hydrogen atom and *e* = equatorial hydrogen atom.

from the ring are known as *equatorial bonds*. The three axial bonds directed upward originate from alternate carbon atoms and are parallel with each other; a similar situation exists for the three axial bonds directed downward. Each equatorial bond is drawn so as to be parallel with the ring carbon-carbon bond once removed from the point of attachment to that equatorial bond. At room temperature, cyclohexane is interconverting rapidly between two chair conformations. As one chair form converts to the other, all the equatorial hydrogen atoms become axial and all the axial hydrogens become equatorial. The interconversion is so rapid that all hydrogen atoms on cyclohexane can be considered equivalent. Interconversion is believed to take place by movement of one side of the chair structure to produce the twist boat, and then movement of the other side of the twist boat to give the other chair form. The chair conformation is the most favored structure for cyclohexane. No angle strain is encountered since all bond angles remain tetrahedral. Torsional strain is minimal because all groups are staggered.

In the boat conformation of cyclohexane (Fig. 1.7) eclipsing torsional strain is significant, although no angle strain is encountered. Nonbonded interaction between the two hydrogen atoms across the ring from each other (the “flagpole” hydrogens) is unfavorable. The boat conformation is about $6.5 \text{ kcal} \cdot \text{mol}^{-1}$ ($27 \text{ kJ} \cdot \text{mol}^{-1}$) higher in energy than the chair form at 25°C .

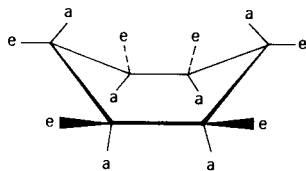


FIGURE 1.7 The boat conformation of cyclohexane. *a* = axial hydrogen atom and *e* = equatorial hydrogen atom.



FIGURE 1.8 Twist-boat conformation of cyclohexane.

A modified boat conformation of cyclohexane, known as the twist boat (Fig. 1.8), or skew boat, has been suggested to minimize torsional and nonbonded interactions. This particular conformation is estimated to be about $1.5 \text{ kcal} \cdot \text{mol}^{-1}$ ($6 \text{ kJ} \cdot \text{mol}^{-1}$) lower in energy than the boat form at room temperature.

The medium-size rings (7 to 12 ring atoms) are relatively free of angle strain and can easily take a variety of spatial arrangements. They are not large enough to avoid all nonbonded interactions between atoms.

Disubstituted cyclohexanes can exist as *cis-trans* isomers as well as axial-equatorial conformers. Two isomers are predicted for 1,4-dimethylcyclohexane (see Fig. 1.9). For the *trans* isomer the diequatorial conformer is the energetically favorable form. Only one *cis* isomer is observed, since the two conformers of the *cis* compound are identical. Interconversion takes place between the conformational (equatorial-axial) isomers but not configurational (*cis-trans*) isomers.

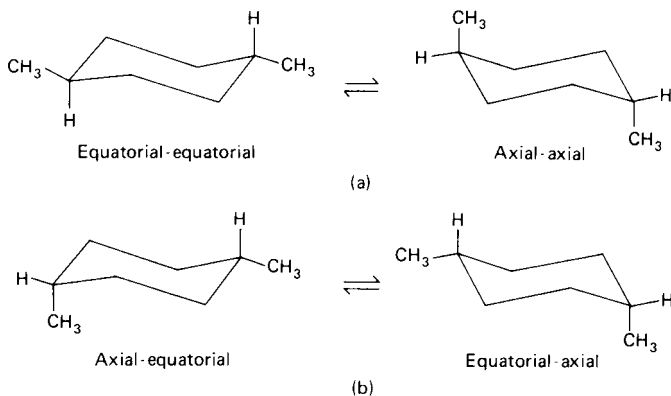


FIGURE 1.9 Two isomers of 1,4-dimethylcyclohexane. (a) *Trans* isomer; (b) *cis* isomer.

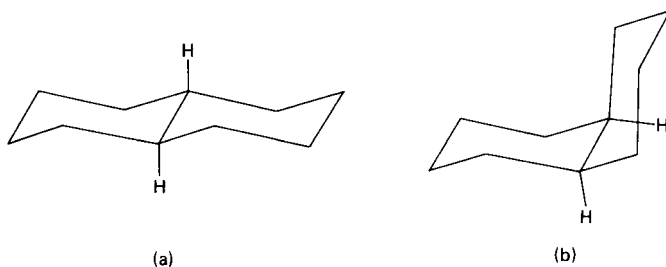


FIGURE 1.10 Two isomers of decahydronaphthalene, or bicyclo[4.4.0]decane. (a) *Trans* isomer; (b) *cis* isomer.

The bicyclic compound decahydronaphthalene, or bicyclo[4.4.0]decane, has two fused six-membered rings. It exists in *cis* and *trans* forms (see Fig. 1.10), as determined by the configurations at the bridgehead carbon atoms. Both *cis*- and *trans*-decahydronaphthalene can be constructed with two chair conformations.

1.1.4.2 Geometrical Isomerism. Rotation about a carbon-carbon double bond is restricted because of interaction between the p orbitals which make up the pi bond. Isomerism due to such restricted rotation about a bond is known as *geometric isomerism*. Parallel overlap of the p orbitals of each carbon atom of the double bond forms the molecular orbital of the pi bond. The relatively large barrier to rotation about the pi bond is estimated to be nearly $63 \text{ kcal} \cdot \text{mol}^{-1}$ ($263 \text{ kJ} \cdot \text{mol}^{-1}$).

When two different substituents are attached to each carbon atom of the double bond, *cis-trans* isomers can exist. In the case of *cis*-2-butene (Fig. 1.11a), both methyl groups are on the same side of the double bond. The other isomer has the methyl groups on opposite sides and is designated as *trans*-2-butene (Fig. 1.11b). Their physical properties are quite different. Geometric isomerism can also exist in ring systems; examples were cited in the previous discussion on conformational isomers.

For compounds containing only double-bonded atoms, the reference plane contains the double-bonded atoms and is perpendicular to the plane containing these atoms and those directly attached to them. It is customary to draw the formulas so that the reference plane is perpendicular to that of

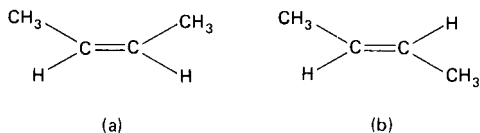


FIGURE 1.11 Two isomers of 2-butene. (a) *Cis* isomer, bp 3.8°C, mp -138.9°C, dipole moment 0.33 D; (b) *trans* isomer, bp 0.88°C, mp -105.6°C, dipole moment 0 D.

the paper. For cyclic compounds the reference plane is that in which the ring skeleton lies or to which it approximates. Cyclic structures are commonly drawn with the ring atoms in the plane of the paper.

1.1.4.3 Sequence Rules for Geometric Isomers and Chiral Compounds. Although *cis* and *trans* designations have been used for many years, this approach becomes useless in complex systems. To eliminate confusion when each carbon of a double bond or a chiral center is connected to different groups, the Cahn, Ingold, and Prelog system for designating configuration about a double bond or a chiral center has been adopted by IUPAC. Groups on each carbon atom of the double bond are assigned a first (1) or second (2) priority. Priority is then compared at one carbon relative to the other. When both first priority groups are on the *same side* of the double bond, the configuration is designated as *Z* (from the German *zusammen*, “together”), which was formerly *cis*. If the first priority groups are on *opposite sides* of the double bond, the designation is *E* (from the German *entgegen*, “in opposition to”), which was formerly *trans*. (See Fig. 1.12.)

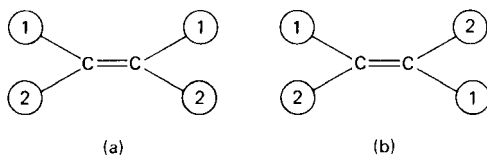
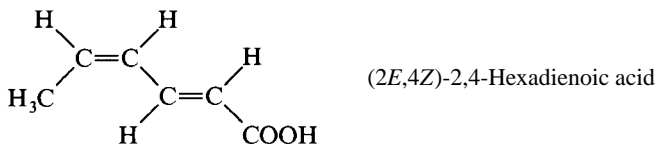


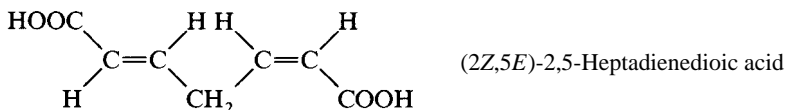
FIGURE 1.12 Configurations designated by priority groups. (a) *Z* (*cis*); (b) *E* (*trans*).

When a molecule contains more than one double bond, each *E* or *Z* prefix has associated with it the lower-numbered locant of the double bond concerned. Thus (see also the rules that follow)



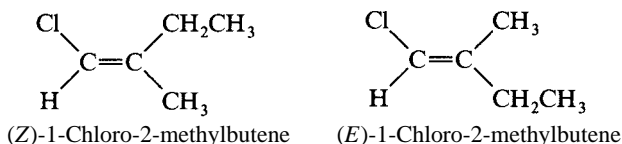
When the sequence rules permit alternatives, preference for lower-numbered locants and for inclusion in the principal chain is allotted as follows in the order stated: *Z* over *E* groups and *cis* over *trans* cyclic groups. If a choice is still not attained, then the lower-numbered locant for such a preferred

group at the first point of difference is the determining factor. For example,



Rule 1. Priority is assigned to atoms on the basis of atomic number. Higher priority is assigned to atoms of higher atomic number. If two atoms are isotopes of the same element, the atom of higher mass number has the higher priority. For example, in 2-butene, the carbon atom of each methyl group receives first priority over the hydrogen atom connected to the same carbon atom. Around the asymmetric carbon atom in chloriodomethanesulfonic acid, the priority sequence is I, Cl, S, H. In 1-bromo-1-deuteroethane, the priority sequence is Cl, C, D, H.

Rule 2. When atoms attached directly to a double-bonded carbon have the same priority, the second atoms are considered and so on, if necessary, working outward once again from the double bond or chiral center. For example, in 1-chloro-2-methylbutene, in CH_3 the second atoms are H, H, H and in CH_2CH_3 they are C, H, H. Since carbon has a higher atomic number than hydrogen, the ethyl group has the next highest priority after the chlorine atom.



Rule 3. When groups under consideration have double or triple bonds, the multiple-bonded atom is replaced conceptually by two or three single bonds to that same kind of atom.

Thus, $=\text{A}$ is considered to be equivalent to two A's, or $\begin{matrix} \text{A} \\ \diagdown \\ \text{C} \\ \diagup \\ \text{A} \end{matrix}$ and $\equiv\text{A}$ equals $\begin{matrix} \text{A} \\ \diagdown \\ \text{C} \\ \diagup \\ \text{A} \\ \diagdown \\ \text{A} \\ \diagup \\ \text{A} \end{matrix}$. However, a real $\begin{matrix} \text{A} \\ \diagdown \\ \text{C} \\ \diagup \\ \text{A} \end{matrix}$ has priority over $=\text{A}$; likewise a real $\begin{matrix} \text{A} \\ \diagdown \\ \text{C} \\ \diagup \\ \text{A} \end{matrix}$ has priority over $\equiv\text{A}$. Actually, both atoms of

a multiple bond are duplicated, or triplicated, so that $\text{C}=\text{O}$ is treated as $\begin{matrix} \text{C}-\text{O} \\ | \quad | \\ \text{O} \quad \text{C} \end{matrix}$, that

is $\begin{matrix} \text{C}-\text{O} \\ | \\ \text{O} \end{matrix}$ and $\begin{matrix} \text{O}-\text{C} \\ | \\ \text{C} \end{matrix}$, and $\text{C}\equiv\text{N}$ is treated as $\begin{matrix} \text{C} & \text{---} & \text{N} \\ \diagdown \quad \diagup & & \diagdown \quad \diagup \\ \text{(N)} & & \text{(C)} \quad \text{(C)} \end{matrix}$. A phenyl carbon

becomes $\begin{matrix} \text{CH} \\ | \\ \text{---C} \\ | \\ \text{CH} \end{matrix}$. Only the double-bonded atoms themselves are duplicated, not the atoms or

groups attached to them. The duplicated atoms (or phantom atoms) may be considered as carrying atomic number zero. For example, among the groups OH, CHO, CH_2OH , and H, the OH group has the highest priority, and the C(O, O, H) of CHO takes priority over the C(O, H, H) of CH_2OH .

1.1.4.4 Chirality and Optical Activity. A compound is chiral (the term *dissymmetric* was formerly used) if it is not superimposable on its mirror image. A chiral compound does not have a plane of symmetry. Each chiral compound possesses one (or more) of three types of chiral element, namely, a chiral center, a chiral axis, or a chiral plane.

Chiral Center. The chiral center, which is the chiral element most commonly met, is exemplified by an asymmetric carbon with a tetrahedral arrangement of ligands about the carbon. The ligands comprise four different atoms or groups. One “ligand” may be a lone pair of electrons; another, a phantom atom of atomic number zero. This situation is encountered in sulfoxides or with a nitrogen atom. Lactic acid is an example of a molecule with an asymmetric (chiral) carbon. (See Fig. 1.13b.)

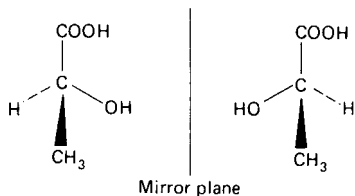
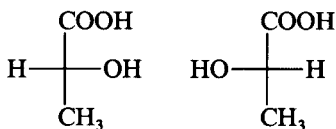


FIGURE 1.13 Asymmetric (chiral) carbon in the lactic acid molecule.

A simpler representation of molecules containing asymmetric carbon atoms is the Fischer projection, which is shown here for the same lactic acid configurations. A Fischer projection involves



drawing a cross and attaching to the four ends the four groups that are attached to the asymmetric carbon atom. The asymmetric carbon atom is understood to be located where the lines cross. The horizontal lines are understood to represent bonds coming toward the viewer out of the plane of the paper. The vertical lines represent bonds going away from the viewer behind the plane of the paper as if the vertical line were the side of a circle. The principal chain is depicted in the vertical direction; the lowest-numbered (locant) chain member is placed at the top position. These formulas may be moved sideways or rotated through 180° in the plane of the paper, but they may not be removed from the plane of the paper (i.e., rotated through 90°). In the latter orientation it is essential to use thickened lines (for bonds coming toward the viewer) and dashed lines (for bonds receding from the viewer) to avoid confusion.

Enantiomers. Two nonsuperimposable structures that are mirror images of each other are known as *enantiomers*. Enantiomers are related to each other in the same way that a right hand is related to a left hand. Except for the direction in which they rotate the plane of polarized light, enantiomers are identical in all physical properties. Enantiomers have identical chemical properties except in their reactivity toward optically active reagents.

Enantiomers rotate the plane of polarized light in opposite directions but with equal magnitude. If the light is rotated in a clockwise direction, the sample is said to be dextrorotatory and is designed as (+). When a sample rotates the plane of polarized light in a counterclockwise direction, it is said to be levorotatory and is designed as (-). Use of the designations *d* and *l* is discouraged.

Specific Rotation. Optical rotation is caused by individual molecules of the optically active compound. The amount of rotation depends upon how many molecules the light beam encounters in passing through the tube. When allowances are made for the length of the tube that contains the sample and the sample concentration, it is found that the amount of rotation, as well as its direction, is a characteristic of each individual optically active compound.

Specific rotation is the number of degrees of rotation observed if a 1-dm tube is used and the compound being examined is present to the extent of 1 g per 100 mL. The density for a pure liquid replaces the solution concentration.

$$\text{Specific rotation} = [\alpha] = \frac{\text{observed rotation (degrees)}}{\text{length (dm)} \times (\text{g}/100 \text{ mL})}$$

The temperature of the measurement is indicated by a superscript and the wavelength of the light employed by a subscript written after the bracket; for example, $[\alpha]_{590}^{20}$ implies that the measurement was made at 20°C using 590-nm radiation.

Optically Inactive Chiral Compounds. Although chirality is a necessary prerequisite for optical activity, chiral compounds are not necessarily optically active. With an equal mixture of two enantiomers, no net optical rotation is observed. Such a mixture of enantiomers is said to be *racemic* and is designated as (\pm) and not as *dl*. Racemic mixtures usually have melting points higher than the melting point of either pure enantiomer.

A second type of optically inactive chiral compounds, *meso* compounds, will be discussed in the next section.

Multiple Chiral Centers. The number of stereoisomers increases rapidly with an increase in the number of chiral centers in a molecule. A molecule possessing two chiral atoms should have four optical isomers, that is, four structures consisting of two pairs of enantiomers. However, if a compound has two chiral centers but both centers have the same four substituents attached, the total number of isomers is three rather than four. One isomer of such a compound is not chiral because it is identical with its mirror image; it has an internal mirror plane. This is an example of a diastereomer. The achiral structure is denoted as a *meso* compound. Diastereomers have different physical and chemical properties from the optically active enantiomers. Recognition of a plane of symmetry is usually the easiest way to detect a *meso* compound. The stereoisomers of tartaric acid are examples of compounds with multiple chiral centers (see Fig. 1.14), and one of its isomers is a *meso* compound.

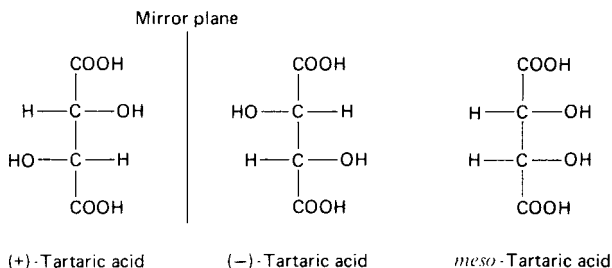


FIGURE 1.14 Isomers of tartaric acid.

When the asymmetric carbon atoms in a chiral compound are part of a ring, the isomerism is more complex than in acyclic compounds. A cyclic compound which has two different asymmetric carbons with different sets of substituent groups attached has a total of $2^2 = 4$ optical isomers: an enantiomeric pair of *cis* isomers and an enantiomeric pair of *trans* isomers. However, when the two asymmetric centers have the same set of substituent groups attached, the *cis* isomer is a *meso* compound and only the *trans* isomer is chiral. (See Fig. 1.15.)

Torsional Asymmetry. Rotation about single bonds of most acyclic compounds is relatively free at ordinary temperatures. There are, however, some examples of compounds in which nonbonded

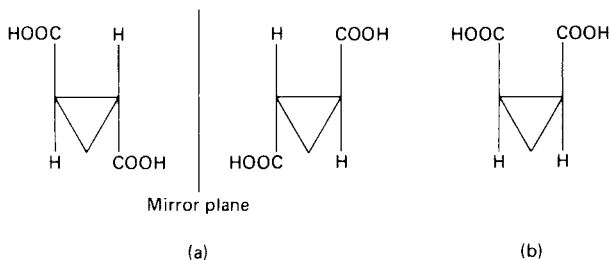


FIGURE 1.15 Isomers of cyclopropane-1,2-dicarboxylic acid. (a) *Trans* isomer; (b) *meso* isomer.

interactions between large substituent groups inhibit free rotation about a sigma bond. In some cases these compounds can be separated into pairs of enantiomers.

A *chiral axis* is present in chiral biaryl derivatives. When bulky groups are located at the *ortho* positions of each aromatic ring in biphenyl, free rotation about the single bond connecting the two rings is inhibited because of torsional strain associated with twisting rotation about the central single bond. Interconversion of enantiomers is prevented (see Fig. 1.16).

For compounds possessing a chiral axis, the structure can be regarded as an elongated tetrahedron to be viewed along the axis. In deciding upon the absolute configuration it does not matter from which end it is viewed; the nearer pair of ligands receives the first two positions in the order of precedence (see Fig. 1.17). For the meaning of (*S*), see the discussion under Absolute Configuration on p. 1.49.

A *chiral plane* is exemplified by the plane containing the benzene ring and the bromine and oxygen atoms in the chiral compound shown in Fig. 1.18. Rotation of the benzene ring around the oxygen-to-ring single bonds is inhibited when x is small (although no critical size can be reasonably established).

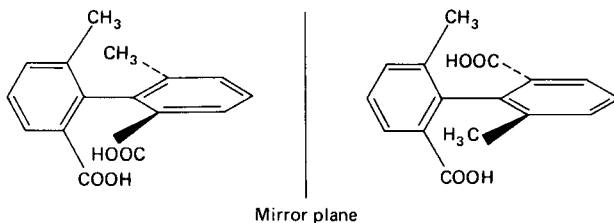


FIGURE 1.16 Isomers of biphenyl compounds with bulky groups attached at the *ortho* positions.

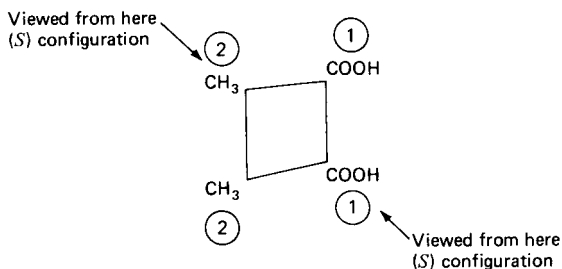


FIGURE 1.17 Example of a chiral axis.

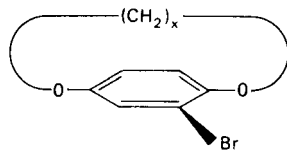


FIGURE 1.18 Example of a chiral plane.

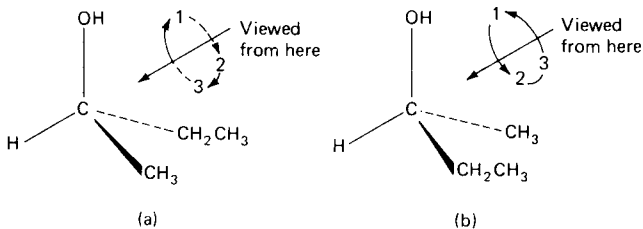


FIGURE 1.19 Viewing angle as a means of designating the absolute configuration of compounds with a chiral axis. (a) *(R)*-2-Butanol (sequence clockwise); (b) *(S)*-2-butanol (sequence counterclockwise).

Absolute Configuration. The terms absolute stereochemistry and absolute configuration are used to describe the three-dimensional arrangement of substituents around a chiral element. A general system for designating absolute configuration is based upon the priority system and sequence rules. Each group attached to a chiral center is assigned a number, with number one the highest-priority group. For example, the groups attached to the chiral center of 2-butanol (see Fig. 1.19) are assigned these priorities: 1 for OH, 2 for CH_2CH_3 , 3 for CH_3 , and 4 for H. The molecule is then viewed from the side opposite the group of lowest priority (the hydrogen atom), and the arrangement of the remaining groups is noted. If, in proceeding from the group of highest priority to the group of second priority and thence to the third, the eye travels in a clockwise direction, the configuration is specified *R* (from the Latin *rectus*, “right”); if the eye travels in a counterclockwise direction, the configuration is specified *S* (from the Latin *sinister*, “left”). The complete name includes both configuration and direction of optical rotation, as for example, *(S)*-(+)-2-butanol.

The relative configurations around the chiral centers of many compounds have been established. One optically active compound is converted to another by a sequence of chemical reactions which are stereospecific; that is, each reaction is known to proceed spatially in a specific way. The configuration of one chiral compound can then be related to the configuration of the next in sequence. In order to establish absolute configuration, one must carry out sufficient stereospecific reactions to relate a new compound to another of known absolute configuration. Historically the configuration of *D*-(+)-2,3-dihydroxypropanal has served as the standard to which all configuration has been compared. The absolute configuration assigned to this compound has been confirmed by an X-ray crystallographic technique.

1.1.5 Chemical Abstracts Indexing System

When compounds of complex structure are considered, the number of name possibilities grows rapidly. To avoid having index entries for all possible names, Chemical Abstracts Service has developed what might be called the principle of inversion. The indexing system employs inverted

entries to bring together related compounds in an alphabetically arranged index. The *index heading parent* from the Chemical Substance Index appears in the Formula Index in lightface before the “comma of inversion.” The *substituents* follow the “comma of inversion” in alphabetical order. Any *name modification* appears on a separate line. If necessary, the chemical description is completed by citation of an associated ion, a functional derivative, a “salt with” or “compound with” term, and/or a stereochemical descriptor.

Quite naturally there is a certain amount of arbitrariness in this system, although the IUPAC nomenclature is followed. The preferred *Chemical Abstracts* index names for chemical substances have been, with very few exceptions, continued unchanged (since 1972) as set forth in the *Ninth Collective Index Guide* and in a journal article.* Any revisions appear in the updated *Index Guide*; new editions appear at 18-month intervals. Appendix VI is of particular interest to chemists. Reprints of the Appendix may be purchased from Chemical Abstracts Service, Marketing Division, P.O. Box 3012, Columbus, Ohio 43210.

* *J. Chem. Doc.* **14**(1):3–15 (1974).

TABLE 1.13 Names and Formulas of Organic Radicals

For more comprehensive lists, see the various lists of radicals given in the subject indexes of the annual and decennial indexes of Chemical Abstracts.

Name	Formula	Name	Formula
Acenaphthenyl	$C_{12}H_9-$	Azido	N_3-
Acenaphthenylene	$-C_{12}H_8-$	Azino	$=N-N=$
Acenaphthenylidene	$C_{12}H_8=$	Azo	$-N=N-$
Acetamido	$CH_3-CO-NH-$	Azoxy	$-N(O)-N-$
Acetimidoyl	$CH_3C(=NH)-$	Azulenyl	$C_{10}H_7-$
Acetoacetyl	$CH_3-CO-CH_2-CO-$	Benzamido	$C_6H_5-CO-NH-$
Acetohydrazonoyl	$CH_3-C(=NNH_2)-$	Benzeneazo	$C_6H_5-N=N-$
Acetohydroximoyl	$CH_3-C(=NOH)-$	Benzeneazoxy	$C_6H_5-N_2O-$
Acetonyl	$CH_3-CO-CH_2-$	1,2-Benzenedicarbonyl,	
Acetonylidene	$CH_3-CO-CH=$	see Phthaloyl	
Acetoxy	$CH_3-CO-O-$	1,3-Benzenedicarbonyl (or	$-CO-C_6H_4-CO-$ (<i>m</i> -)
Acetyl (not ethanoyl)	CH_3-CO-	isophthaloyl)	
Acetyl amino	$CH_3-CO-NH-$	1,4-Benzenedicarbonyl (or	$-CO-C_6H_4-CO-$ (<i>p</i> -)
Acetylhydrazino	$CH_3-CO-NH-NH-$	terephthaloyl)	
Acetylimino	$CH_3-CO-N=$	Benzenesulfinyl	C_6H_5-SO-
Acridinyl (from acridine)	$NC_{13}H_8-$	Benzenesulfonamido	$C_6H_5-SO_2-NH-$
Acroyloyl (or propenoyl)	$CH_2=CH-CO-$	Benzenesulfonyl	$C_6H_5-SO_2-$
Adipoyl (or hexanedioyl)	$-CO-(CH_2)_4-CO-$	Benzenesulfonylamino	$C_6H_5-SO_2-NH-$
Alanyl	$CH_3-CH(NH_2)-CO-$	Benzenetriyl	C_6H_3-
β -Alanyl	$H_2N-CH_2-CH_2-CO-$	Benzhydryl (or diphenyl-	$(C_6H_5)_2CH-$
Allyl (or 2-propenyl)	$CH_2=CH-CH_2-$	methyl)	
Allylidene	$CH_2=CH-CH=$	Benzidino	$p\text{-}H_2N-C_6H_4-C_6H_4-NH-$
Allyloxy	$CH_2=CH-CH_2-O-$		$(C_6H_5)_2C(OH)-CO-$
Amidino	$H_2N-C(=NH)-$	Benziloyl (or 2-hydroxy-	
Amino	H_2N-	2,2-diphenylethanoyl)	
Aminomethyleneamino	$H_2N-CH=N-$	Benzimidazolyl	$N_2C_7H_5-$
Aminoxy	H_2N-O-	Benzimidoyl	$C_6H_5-C(=NH)-$
Ammonio	$+H_3N-$	Benzofuranyl	OC_8H_4-
Amyl, see Pentyl		Benzopyranyl	OC_9H_7-
Anilino	C_6H_5-NH-	Benzoquinonyl (1,2- or	$(O=)_2C_6H_3-$
Anisidino (<i>o</i> -, <i>m</i> -, or	$CH_3O-C_6H_4-NH-$	1,4-)	
<i>p</i> -)		Benzo[<i>b</i>]thienyl	SC_8H_5-
Anisoyl (<i>o</i> -, <i>m</i> -, or	$CH_3O-C_6H_4-CO-$	Benzoyl	C_6H_5-CO-
<i>p</i> -; or methoxyben-		Benzoylamino	$C_6H_5-CO-NH-$
zoyl)		Benzoylhydrazino	$C_6H_5-CO-NH-NH-$
Anthraniloyl	<i>o</i> -NH ₂ -C ₆ H ₄ -CO-	Benzoylimino	$C_6H_5-CO-N=$
Anthryl (from anthracene)	$C_{14}H_9-$	Benzoyloxy	$C_6H_5-CO-O-$
Anthrylene	$-C_{14}H_8-$	Benzyl	$C_6H_5-CH_2-$
Arginyl	$H_2N-C(=NH)-NH-$ $[CH_2]_3-CH(NH)-$ $CO-$	Benzylidene	$C_6H_5-CH=$
Asparaginyl	$H_2N-CO-CH_2-$ $CH(NH_2)-CO-$	Benzylidyne	$C_6H_5-C\equiv$
Aspartoyl	$-CO-CH_2-$ $CH(NH_2)-CO-$	Benzylloxy	$C_6H_5-CH_2-O-$
α -Aspartyl	$HO_2C-CH_2CH(NH_2)-$	Benzylloxycarbonyl	$C_6H_5-CH_2-O-CO-$
Atropoyl (or 2-phenylpro-	$C_6H_5-C(=CH_2)-CO-$	Benzylthio	$C_6H_5-CH_2-S-$
penoyl)		Biphenylenyl	$C_{12}H_7-$
Azelaoyl, see Nonane-		Biphenyllyl	$C_6H_5-C_6H_4-$
dioyl		Bornenyl	$C_{10}H_{15}-$
		Bornyl (not camphyl or	$C_{10}H_{17}-$
		bornyllyl)	
		Bromo	$Br-$
		Bromoformyl	$Br-CO-$

TABLE 1.13 Names and Formulas of Organic Radicals (Continued)

Name	Formula	Name	Formula
Bromonio	$^+\text{HBr}-$	Cinnamoyl (or <i>3-phenyl-propenoyl</i>)	$\text{C}_6\text{H}_5-\text{CH}=\text{CH}-\text{CO}$
Butadienyl (1,3- shown)	$\text{CH}_2=\text{CH}-\text{CH}=\text{CH}-$	Cinnamyl	$\text{C}_6\text{H}_5-\text{CH}=\text{CH}-\text{CH}_2-$
Butanedioyl, <i>see</i> Succinyl		Cinnamylidene	$\text{C}_6\text{H}_5-\text{CH}=\text{CH}-\text{CH}=\text{CH}-$
Butanediylidene	$=\text{CH}-\text{CH}_2-\text{CH}_2-$	Citraconoyl (<i>unsubstituted only</i>)	$\begin{array}{c} \text{HC}-\text{CO}- \\ \\ \text{CH}_3-\text{C}-\text{CO}- \end{array}$
	$\text{CH}=\text{CH}-$	Crotonoyl	$\text{CH}_3-\text{CH}=\text{CH}-\text{CO}-$
Butanediylidene	$\equiv\text{C}-\text{CH}_2-\text{CH}_2-\text{C}\equiv$		(<i>trans</i>)
Butanoyl, <i>see</i> Butyryl		Crotyl, <i>see</i> 2-Butenyl	
<i>cis</i> -Butenedioyl, <i>see</i> Maleoyl		Cumenyl (<i>o</i> -, <i>m</i> -, or <i>p</i> -)	$(\text{CH}_3)_2\text{CH}-\text{C}_6\text{H}_4-$
<i>trans</i> -Butenedioyl, <i>see</i> Fumaroyl		Cyanato	$\text{NCO}-$
Butenyl, <i>see</i> Butyryl		Cyano	$\text{NC}-$
<i>cis</i> -Butenedioyl, <i>see</i> Maleoyl		Cyclobutyl	C_4H_7-
<i>trans</i> -Butenedioyl, <i>see</i> Fumaroyl		Cycloheptyl	$\text{C}_7\text{H}_{13}-$
Butenyl, <i>see</i> Butyryl		Cyclohexadienyl (2,4- shown)	$\begin{array}{c} \text{CH}=\text{CH}-\text{CH}- \\ \\ \text{CH}=\text{CH}-\text{CH}_2 \end{array}$
2-Butenyl (<i>not</i> crotyl)	$\text{CH}_3-\text{CH}=\text{CH}-\text{CH}_2-$	Cyclohexadienylidene (2,4- shown)	$\begin{array}{c} \text{CH}-\text{CH}_2-\text{C} \\ \quad \diagdown \\ \text{CH}-\text{CH}=\text{CH} \end{array}$
2-Butenylene	$-\text{CH}_2-\text{CH}=\text{CH}-$	Cyclohexanecarbonyl	$\text{C}_6\text{H}_{11}-\text{CO}-$
	CH_2-	Cyclohexanecarbothioyl	$\text{C}_6\text{H}_{11}-\text{CS}-$
Butenylidene (2- shown)	$\text{CH}_3\text{CH}=\text{CH}-\text{CH}=\text{CH}-$	Cyclohexanecarboxamido	$\text{C}_6\text{H}_{11}-\text{CO}-\text{NH}-$
Butenylidyne (2- shown)	$\text{CH}_3-\text{CH}=\text{CH}-\text{C}\equiv$	Cyclohexanecarboximidoyl	$\text{C}_6\text{H}_{11}-\text{C}(=\text{NH})-$
Butoxy	$\text{CH}_3-[\text{CH}_2]_3-\text{O}-$	Cyclohexenyl	C_6H_9-
<i>sec</i> -Butoxy (<i>unsubstituted only</i>)	$\text{C}_2\text{H}_5-\text{CH}(\text{CH}_3)-\text{O}-$	2-Cyclohexenylidene	$\begin{array}{c} \text{CH}=\text{CH}-\text{C} \\ \quad \diagdown \\ \text{H}_2\text{C}-\text{CH}_2-\text{CH}_2 \end{array}$
<i>tert</i> -Butoxy (<i>unsubstituted only</i>)	$(\text{CH}_3)_3\text{C}-\text{O}-$	Cyclohexyl	$\text{C}_6\text{H}_{11}-$
Butyl	$\text{CH}_3-[\text{CH}_2]_3-$ or C_4H_9-	Cyclohexylcarbonyl	$\text{C}_6\text{H}_{11}-\text{CO}-$
		Cyclohexylene	$-\text{C}_6\text{H}_{10}-$
<i>sec</i> -Butyl (<i>unsubstituted only</i>)	$\text{C}_2\text{H}_5-\text{CH}(\text{CH}_3)-$	Cyclohexylidene	$\begin{array}{c} \text{CH}_2-\text{CH}_2-\text{C} \\ \quad \diagdown \\ \text{CH}_2-\text{CH}_2-\text{CH}_2 \end{array}$
<i>tert</i> -Butyl (<i>unsubstituted only</i>)	$(\text{CH}_3)_3\text{C}-$	Cyclohexylthiocarbonyl	$\text{C}_6\text{H}_{11}-\text{CS}-$
Butylidene	$\text{CH}_3-\text{CH}_2-\text{CH}_2-\text{CH}=\text{CH}-$	Cyclopentadienyl	C_5H_5-
<i>sec</i> -Butylidene (<i>unsubstituted only</i>)	$\text{C}_2\text{H}_5\text{C}(\text{CH}_3)=$	Cyclopentadienylidene	$\text{CH}=\text{CH}-\text{CH}=\text{CH}-\text{C}=\text{CH}-$
Butylidyne	$\text{CH}_3-[\text{CH}_2]_2-\text{C}\equiv$	Cyclopenta[<i>a</i>]phenanthryl	$\text{C}_{17}\text{H}_{17}-$
Butyryl (<i>or</i> butanoyl)	$\text{CH}_3-\text{CH}_2-\text{CH}_2-\text{CO}-$	1,2-Cyclopentenophenanthryl	$\text{C}_{17}\text{H}_{11}-$
Camphoroyl	$\text{C}_{10}\text{H}_{14}\text{O}_2-$	Cyclopentenyl	C_5H_7-
Carbamoyl	$\text{H}_2\text{N}-\text{CO}-$	Cyclopentyl	C_5H_9-
Carbazolyl	$\text{NC}_{12}\text{H}_8-$	Cyclopentylene	$-\text{C}_5\text{H}_8-$
Carbazoyl	$\text{H}_2\text{N}-\text{NH}-\text{CO}-$	Cyclopropyl	C_3H_5-
Carbonimidoyl	$-\text{C}(=\text{NH})-$	Cysteinyl	$\text{HS}-\text{CH}_2-\text{CH}(\text{NH}_2)-\text{CO}-$
Carbonohydrazido (<i>preferred to carbohydrazido or carbazido</i>)	$\text{H}_2\text{N}-\text{NH}-\text{CO}-\text{NH}-$		
	$\text{NH}-$		
Carbonyl	$-\text{CO}-$ or $=\text{C}(\text{O})-$		
Carbonyldioxy	$-\text{O}-\text{CO}-\text{O}-$		
Carboxy	$\text{HO}_2\text{C}-$		
Carboxylato	$-\text{O}_2\text{C}-$		
Chloro	$\text{Cl}-$		
Chlorocarbonyl, <i>see</i> Chloroformyl			
Chloroformyl	$\text{Cl}-\text{C}(\text{O})-$		
Chlorosyl	$\text{OCl}-$		
Chlorothio	$\text{ClS}-$		
Chloryl	$\text{O}_2\text{Cl}-$		
		Decanedioyl	$-\text{CO}-\text{CH}(\text{NH}_2)-\text{CO}-$
		Decanoyl	$\text{CH}_3-[\text{CH}_2]_8-\text{CO}-$
		Decyl	$\text{CH}_3-[\text{CH}_2]_9-$
		Diacetoxyiodo	$(\text{CH}_3-\text{CO}-\text{O})_2\text{I}-$
		Diacetylamino	$(\text{CH}_3-\text{CO})_2\text{N}-$
		Diaminomethyleneamino	$(\text{NH}_2)_2\text{C}=\text{N}-$

TABLE 1.13 Names and Formulas of Organic Radicals (Continued)

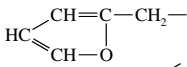
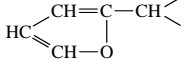
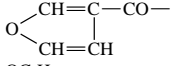
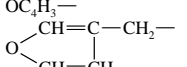
Name	Formula	Name	Formula
Diazo	$=N_2$	Fluorenyl	$C_{13}H_9-$
Diazoamino	$-N=N-NH-$	Fluoro	$F-$
Dibenzoylamino	$(C_6H_5-CO)_2N-$	Fluoroformyl	$F-CO-$
Dichloroiodo	Cl_2I-	Formamido	$OCH-NH-$
Diethylamino	$(C_2H_5)_2N-$	Formimidoyl	$CH(=NH)-$
3,4-Dihydroxybenzoyl, <i>see</i> Protocatechuoyl		Formyl (<i>not methanoyl</i>)	$OCH-$ or $-C(O)H$
2,3-Dihydroxybutanedioyl, <i>see</i> Tartaroyl		Formylamino	$H-CO-NH-$
Dihydroxyiodo	$(HO)_2I-$	Formylimino	$H-CO-N=$
2,3-Dihydroxypropanoyl, <i>see</i> Glyceroyl		Formyloxy	$H-CO-O-$
3,4-Dimethoxybenzoyl, <i>see</i> Veratroyl		Fumaroyl (<i>or trans-butene-</i> <i>dioyl</i>)	$-CO-CH=CH-CO-$ (<i>trans</i>)
3,4-Dimethoxyphenethyl		Furancarbonyl, <i>see</i> Furoyl	
3,4-Dimethoxyphenylace- tyl	3,4- $(CH_3O)_2C_6H_3CH_2CH-$	Furfuryl (2- <i>only</i> ; <i>pre-</i> <i>ferred to 2-furylmethyl</i>)	
3,4-Dimethoxyphenylace- tyl	3,4- $(CH_3O)_2C_6H_3CH_2CO-$	Furfurylidene (2- <i>only</i>)	
Dimethylamino	$(CH_3)_2N-$	Furoyl (3- <i>shown</i> ; <i>pre-</i> <i>ferred to furancarbonyl</i>)	
Dimethylbenzoyl	$(CH_3)_2C_6H_3-CO-$	Furyl	OC_4H_3-
Dioxy	$-O-O-$	3-Furylmethyl	
Diphenylamino	$(C_6H_5)_2N-$		
Diphenylmethylene	$(C_6H_5)_2C=$		
Dithio	$-S-S-$	Galloyl (<i>or 3,4,5-trihy-</i> <i>droxybenzoyl</i>)	$3,4,5-(HO)_3C_6H_2-CO-$
Diethiocarboxy	$HSSC-$	Geranyl (<i>from geraniol</i>)	$C_{10}H_{17}-$
Dithiosulfo	HOS_2-	Glutaminyl	$H_2N-CO-CH_2-CH_2-$ $CH(NH_2)-CO-$
Dodecanoyl	$CH_3[CH_2]_{10}-CO-$	Glutamoyl	$-CO-CH_2-CH_2-$ $CH(NH_2)-CO-$
Dodecyl	$CH_3[CH_2]_{11}-$	α -Glutamyl	$HOOC[CH_2]_2CH(NH_2)-$ $CO-$
Elaidoyl (<i>or trans-9-octa-</i> <i>decenoyl</i>)	$CH_3[CH_2]_7CH=CH-$ $[CH_2]_7-CO-$	γ -Glutamyl	$HOOC-CH(NH_2)-$ $[CH_2]_2-CO-$
Epidioxy (as a bridge)	$-O-O-$	Glutaryl (<i>or pentanedioyl</i>)	$-CO-[CH_2]_3-CO-$
Epidiseleno (as a bridge)	$-Se-Se-$	Glyceroyl (<i>or 2,3-dihy-</i> <i>droxypropanoyl</i>)	$HO-CH_2-CH(OH)-$ $CO-$
Epidithio (as a bridge)	$-S-S-$	Glycoloyl (<i>or hydroxy-</i> <i>ethanoyl</i>)	$HO-CH_2-CO-$
Epimino (as a bridge)	$-NH-$	Glycyl	H_2N-CH_2-CO-
Episeleno (as a bridge)	$-Se-$	Glycylamino	$H_2N-CH_2-CO-NH-$
Epithio (as a bridge)	$-S-$	Glyoxylyl	$OHC-CO-$
Epoxy (as a bridge)	$-O-$	Guanidino	$H_2N-C(=NH)-NH-$
Ethanesulfonamide	$C_2H_5-SO_2-NH-$	Guanyl, <i>see</i> Amidino	
Ethanoyl, <i>see</i> Acetyl		Heptanamido	$CH_3-[CH_2]_5-CO-NH-$
Ethenyl, <i>see</i> Vinyl		Heptanedioyl	$-CO-[CH_2]_5-CO-$
Ethoxalyl	$C_2H_5-OOC-CO-$	Heptanoyl	$CH_3-[CH_2]_5-CO-$
Ethoxy	C_2H_5-O-	Heptyl	$CH_3-[CH_2]_5-CH_2-$
Ethoxycarbonyl	$C_2H_5-O-CO-$	Hexadecanoyl	$CH_3-[CH_2]_{14}-CO-$
Ethyl	C_2H_5- or CH_3-CH_2-	Hexadecyl	$CH_3-[CH_2]_{14}-CH_2-$
Ethylamino	C_2H_5-NH-	Hexamethylene	$-[CH_2]_6-$
Ethylene	$-CH_2-CH_2-$	Hexanamido	$CH_3-[CH_2]_4-CO-NH-$
Ethylenedioxy	$-O-CH_2-CH_2-O-$	Hexanedioyl (<i>or adipoyl</i>)	$-CO-[CH_2]_4-CO-$
Ethylidene	$CH_3-CH=$		
Ethylidyne	$CH_3-C\equiv$		
Ethylsulfonlamino	$C_2H_5-SO_2-NH-$		
Ethylthio	C_2H_5-S-		
Ethynyl	$HC\equiv C-$		
Ethynylene	$-C\equiv C-$		
Fluoranthenyl	$C_{16}H_9-$		

TABLE 1.13 Names and Formulas of Organic Radicals (Continued)

Name	Formula	Name	Formula
Hexanimidoyl	$\text{CH}_3\text{—}[\text{CH}_2]_4\text{—C(=NH)—}$	Iodonio	$^+\text{HI—}$
Hexanoyl	$\text{CH}_3\text{—}[\text{CH}_2]_4\text{—CO—}$	Iodosyl	OI—
Hexanoylamino	$\text{CH}_3\text{—}[\text{CH}_2]_4\text{—CO—NH—}$	Iodyl	$\text{O}_2\text{I—}$
Hexyl	$\text{CH}_3\text{—}[\text{CH}_2]_4\text{—CH}_2\text{—}$	Isobutoxy (<i>unsubstituted only</i>)	$(\text{CH}_3)_2\text{CH—CH}_2\text{—O—}$
Hexylidene	$\text{CH}_3\text{—}[\text{CH}_2]_4\text{—CH=}$	Isobutyl (<i>unsubstituted only</i>)	$(\text{CH}_3)_2\text{CH—CH}_2\text{—}$
Hexyloxy	$\text{CH}_3[\text{CH}_2]_5\text{—O—}$	Isobutylidene (<i>unsubstituted only</i>)	$(\text{CH}_3)_2\text{CH—CH=}$
Hippuroyl	$\text{C}_6\text{H}_5\text{—CO—NH—CH}_2\text{—CO—}$	Isobutylidyne (<i>unsubstituted only</i>)	$(\text{CH}_3)_2\text{CH—C}\equiv$
Histidyl	$\text{N}_2\text{C}_3\text{H}_5\text{—CH}_2\text{—CH(NH}_2\text{)—CO—}$	Isocarbonohydrazido	$\text{H}_2\text{N—N=C(OH)—NH—NH—}$
Homocysteinyl	$\text{HS—CH}_2\text{—CH}_2\text{—CH(NH}_2\text{)—CO—}$	Isocrotonoyl	$\text{CH}_3\text{—CH=CH—CO—}$ (<i>cis</i>)
Homoseryl	$\text{HO—CH}_2\text{—CH}_2\text{—CH(NH}_2\text{)—CO—}$	Isocyanato	OCN—
Hydantoyl	$\text{H}_2\text{N—CO—NH—CH}_2\text{—CO—}$	Isocyanoyl	CN—
Hydratropoyl (<i>or 2-phenylpropanoyl</i>)	$\text{C}_6\text{H}_5\text{—CH(CH}_3\text{)—CO—}$	Isohexyl (<i>unsubstituted only</i>)	$(\text{CH}_3)_2\text{CH—}[\text{CH}_2]_3\text{—}$
Hydrazi	—NH—NH— (to single atom)	Isoleucyl	$\text{C}_2\text{H}_5\text{—CH(CH}_3\text{)—CH(NH}_2\text{)—CO—}$
Hydrazino	$\text{H}_2\text{N—NH—}$	Isonicotinoyl (<i>or 4-pyridinecarbonyl</i>)	$\text{NC}_5\text{H}_4\text{—CO—}$ (4-)
Hydrazo	—NH—NH— (to different atoms)	Isopentyl (<i>unsubstituted only</i>)	$(\text{CH}_3)_2\text{CH—CH}_2\text{—CH}_2\text{—}$
Hydrazono	$\text{H}_2\text{N—N=}$	Isophthaloyl (<i>or 1,3-benzenedicarbonyl</i>)	$\text{—CO—C}_6\text{H}_4\text{—CO—}$ (<i>m-</i>)
Hydroperoxy	HO—O—	Isopropenyl (<i>unsubstituted only</i> ; <i>or 1-methylvinyl</i>)	$\text{CH}_2=\text{C(CH}_3\text{)—}$
Hydroseleno	HSe—	Isopropoxy (<i>unsubstituted only</i>)	$(\text{CH}_3)_2\text{CH—O—}$
Hydroxy	HO—	Isopropyl (<i>unsubstituted only</i>)	$(\text{CH}_3)_2\text{CH—}$
Hydroxyamino	HO—NH—	<i>p</i> -Isopropylbenzoyl	$p\text{—}(\text{CH}_3)_2\text{CH—C}_6\text{H}_4\text{—CO—}$
<i>o</i> -Hydroxybenzoyl (<i>or salicyloyl</i>)	$o\text{—HO—C}_6\text{H}_4\text{—CO—}$	Isopropylbenzyl	$(\text{CH}_3)_2\text{CH—C}_6\text{H}_4\text{—CH}_2\text{—}$
<i>m</i> -Hydroxybenzoyl	$m\text{—HO—C}_6\text{H}_4\text{—CO—}$	Isopropylidene	$(\text{CH}_3)_2\text{C=}$
<i>p</i> -Hydroxybenzoyl	$p\text{—HO—C}_6\text{H}_4\text{—CO—}$	Isoselenocyanato	SeCN—
Hydroxybutanedioyl, <i>see</i> Maloyl		Isosemicarbazido	$\text{H}_2\text{N—NH—C(OH)=N—}$
2-Hydroxy-2,2-diphenylethanoyl, <i>see</i> Benziloyl		Isothiocyanato	SCN—
Hydroxyethanoyl, <i>see</i> Glycoloyl		Isothioureido	$\text{HN=C(SH)—NH—, H}_2\text{N—C(SH)=N—}$
Hydroxyimino	HO—N=	Isoureido	$\text{HN=C(OH)—NH—, H}_2\text{N—C(OH)=N—}$
4-Hydroxy-3-methoxybenzoyl (<i>or vanilloyl</i>)	$4\text{—HO, 3—CH}_3\text{, O—C}_6\text{H}_3\text{—CO—}$	Isovaleryl (<i>unsubstituted only</i> ; <i>or 3-methylbutanoyl</i>)	$(\text{CH}_3)_2\text{CH—CH}_2\text{—CO—}$
3-Hydroxy-2-phenylpropanoyl (<i>or tropoyl</i>)	$\text{C}_6\text{H}_5\text{—CH(CH}_2\text{OH)—CO—}$	Lactoyl	$\text{CH}_3\text{—CH(OH)—CO—}$
Hydroxypropanedioyl (<i>or tartronoyl</i>)	—CO—CH(OH)—CO—	Lauroyl (<i>unsubstituted only</i>)	$\text{CH}_3\text{—}[\text{CH}_2]_{10}\text{—CO—}$
2-Hydroxypropanoyl (<i>or lactoyl</i>)	$\text{CH}_3\text{—CH(OH)—CO—}$		
Icosyl	$\text{CH}_3\text{—}[\text{CH}_2]_{18}\text{—CH}_2\text{—}$		
Imino	—NH—, HN=		
Iminomethylamino	HN=CH—NH—		
Iodo	I—		
Iodoformyl	I—CO—		

TABLE 1.13 Names and Formulas of Organic Radicals (Continued)

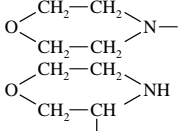
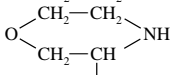
Name	Formula	Name	Formula
Leucyl	$(\text{CH}_3)_2\text{CH}-\text{CH}_2-$ $\text{CH}(\text{NH}_2)-\text{CO}-$	5-Methylhexyl	$(\text{CH}_3)_2\text{CH}-[\text{CH}_2]_4-$
Lysyl	$\text{H}_2\text{N}-[\text{CH}_2]_4-$ $\text{CH}(\text{NH}_2)-\text{CO}-$	Methyldiylne	$\text{HC}\equiv$
Maleoyl	$-\text{CO}-\text{CH}=\text{CH}-\text{CO}-$	Methylsulfinimidoyl	$\text{CH}_3-\text{S}(=\text{NH})-$
Malonyl	$-\text{CO}-\text{CH}_2-\text{CO}-$	Methylsulfinohydrazonoyl	$\text{CH}_3-\text{S}(=\text{NNH}_2)-$
Maloyl	$-\text{CO}-\text{CH}(\text{OH})-\text{CH}_2-$ $\text{CO}-$	Methylsulfinohydroxi- moyl	$\text{CH}_3-\text{S}(=\text{N}-\text{OH})-$
Mercapto-	$\text{HS}-$	Methylsulfinyl	$\text{CH}_3-\text{SO}-$
Mesaconoyl (<i>unsubstituted only</i>)	$-\text{CO}-\text{CH}=\text{C}(\text{CH}_3)-\text{CO}-$	Methylsulfinylamino	$\text{CH}_3-\text{SO}-\text{NH}-$
Mesityl	$2,4,6-(\text{CH}_3)_3\text{C}_6\text{H}_2-$	Methylsulfonyldiazo- nonyl	$\text{CH}_3-\text{S}(\text{O})(\text{NNH}_2)-$
Mesoxalo	$\text{HOOC}-\text{CO}-\text{CO}-$	Methylsulfonylimidoyl	$\text{CH}_3-\text{S}(\text{O})(=\text{NH})-$
Mesoxalyl	$-\text{CO}-\text{CO}-\text{CO}-$	Methylsulfonylhydroxa- moyl	$\text{CH}_3-\text{S}(\text{O})(\text{N}-\text{OH})-$
Mesyl	CH_3-SO_2-	Methylsulfonyl	CH_3-SO_2-
Methacryloyl (<i>or 2-methyl- propenoyl</i>)	$\text{CH}_2=\text{C}(\text{CH}_3)-\text{CO}-$	Methylthio	$\text{CH}_3\text{S}-$
Methaneazo	$\text{CH}_3-\text{N}=\text{N}-$	(Methylthio)sulfonyl	$\text{CH}_3\text{S}-\text{SO}_2-$
Methaneazoxy	$\text{CH}_3-\text{N}_2\text{O}-$	1-Methylvinyl, <i>see</i> Isopro- penyl	
Methanesulfinamidoyl	$\text{CH}_3-\text{SO}-\text{NH}-$	Morpholino (<i>4- only</i>)	
Methanesulfinyl	$\text{CH}_3-\text{SO}-$	Morpholinyl (<i>3- shown</i>)	
Methanesulfonamidoyl	$\text{CH}_3-\text{SO}_2-\text{NH}-$	Myristoyl (<i>unsubstituted only</i>)	$\text{CH}_3-[\text{CH}_2]_{12}-\text{CO}-$
Methanesulfonoyl, <i>see</i> Mesyl		Naphthalenazo	$\text{C}_{10}\text{H}_7-\text{N}=\text{N}-$
Methanoyl, <i>see</i> Formyl		Naphthalenecarbonyl, <i>see</i> Naphthoyl	
Methionyl	$\text{CH}_3-\text{S}-\text{CH}_2-\text{CH}_2-$ $\text{CH}(\text{NH}_2)-\text{CO}-$	Naphthoyl	$\text{C}_{10}\text{H}_7-\text{CO}-$
Methoxalyl	$\text{CH}_3\text{OOC}-\text{CO}-$	Naphthoyloxy	$\text{C}_{10}\text{H}_7-\text{CO}-\text{O}-$
Methoxy	$\text{CH}_3\text{O}-$	Naphthyl	C_{10}H_7-
Methoxybenzoyl (<i>o-, m-, or p-</i>)	$\text{CH}_3\text{O}-\text{C}_6\text{H}_4-\text{CO}-$	Naphthylazo	$\text{C}_{10}\text{H}_7-\text{N}=\text{N}-$
Methoxycarbonyl	$\text{CH}_3\text{O}-\text{CO}-$	Naphthylene	$-\text{C}_{10}\text{H}_6-$
Methoxyimino	$\text{CH}_3\text{O}-\text{N}=\text{N}-$	Naphthylenebisazo	$-\text{N}=\text{N}-\text{C}_{10}\text{H}_6-$ $\text{N}=\text{N}-$
Methoxyphenyl	$\text{CH}_3\text{O}-\text{C}_6\text{H}_4-$	Naphthylloxy	$\text{C}_{10}\text{H}_7-\text{O}-$
Methoxysulfinyl	$\text{CH}_3\text{O}-\text{SO}-$	Neopentyl (<i>unsubstituted only</i>)	$(\text{CH}_3)_3\text{C}-\text{CH}_2-$
Methoxysulfonyl	$\text{CH}_3\text{O}-\text{SO}_2-$	Nicotinoyl	$\text{NC}_5\text{H}_4-\text{CO}-$ (<i>3-</i>)
Methoxy(thiosulfonyl)	$\text{CH}_3\text{O}-\text{S}_2\text{O}-$	Nitriolo	$\text{N}\equiv$
Methyl	CH_3-	Nitro	$\text{O}_2\text{N}-$
Methylallyl	$\text{CH}_2=\text{C}(\text{CH}_3)-\text{CH}_2-$	<i>aci</i> -Nitro	$\text{HO}-(\text{O}=\text{N})\text{N}=\text{N}-$
Methylamino	$\text{CH}_3-\text{NH}-$	Nitroso	$\text{ON}-$
Methylazo	$\text{CH}_3-\text{N}=\text{N}-$	Nonanedioyl	$-\text{CO}-[\text{CH}_2]_7-\text{CO}-$
Methylazoxy	$\text{CH}_3-\text{N}_2\text{O}-$	Nonanoyl	$\text{CH}_3-[\text{CH}_2]_7-\text{CO}-$
α -Methylbenzyl	$\text{C}_6\text{H}_5-\text{CH}(\text{CH}_3)-$	Nonyl	$\text{CH}_3-[\text{CH}_2]_7-\text{CH}_2-$
Methylbenzyl	$\text{CH}_3-\text{C}_6\text{H}_4-\text{CH}_2-$	Norbornyl	$\text{C}_7\text{H}_{11}-$
3-Methylbutanoyl	$(\text{CH}_3)_2\text{CH}-\text{CH}_2-\text{CO}-$	Norbornyllyl, <i>see</i> Norbor- nyl	
<i>cis</i> -Methylbutenedioyl	$\text{HC}-\text{CO}-$ \parallel $\text{CH}_3-\text{C}-\text{CO}-$	Norcamphyl, <i>see</i> Norbor- nyl	
<i>trans</i> -Methylbutenedioyl	$-\text{CO}-\text{CH}=\text{C}(\text{CH}_3)-\text{CO}-$	Norleucyl	$\text{CH}_3-[\text{CH}_2]_3-\text{CH}(\text{NH}_2)-$ $\text{CO}-$
Methyldithio	$\text{CH}_3-\text{S}-\text{S}-$	Norvalyl	$\text{CH}_3-\text{CH}_2-\text{CH}_2-$ $\text{CH}(\text{NH}_2)-\text{CO}-$
Methylene	$-\text{CH}_2-$, $\text{H}_2\text{C}=\text{C}=\text{C}=\text{C}-$	Octadecanoyl	$\text{CH}_3-[\text{CH}_2]_{16}-\text{CO}-$
Methylenedioxy	$-\text{O}-\text{CH}_2-\text{O}-$		
3,4-Methylenedioxyben- zoyl	$3,4-\text{CH}_2\text{O}_2:\text{C}_6\text{H}_3-$ $\text{CO}-$		

TABLE 1.13 Names and Formulas of Organic Radicals (Continued)

Name	Formula	Name	Formula
<i>cis</i> -9-Octadecenoyl	$\text{H}[\text{CH}_2]_8-\text{CH}=\text{CH}-$ $[\text{CH}_2]_7-\text{CO}-$	Phenylsulfamoyl	$\text{C}_6\text{H}_5-\text{NH}-\text{SO}_2$
Octadecyl	$\text{CH}_3-[\text{CH}_2]_{16}-\text{CH}_2-$	Phenylsulfinyl	$\text{C}_6\text{H}_5-\text{SO}-$
Octanedioyl	$-\text{CO}-[\text{CH}_2]_6-\text{CO}-$	Phenylsulfonyl	$\text{C}_6\text{H}_5-\text{SO}_2-$
Octanoyl	$\text{CH}_3-[\text{CH}_2]_6-\text{CO}-$	Phenylsulfonylamino	$\text{C}_6\text{H}_5-\text{SO}_2-\text{NH}-$
Octyl	$\text{CH}_3-[\text{CH}_2]_6-\text{CH}_2-$	Phenylthio	$\text{C}_6\text{H}_5-\text{S}-$
Oleoyl	$\text{H}[\text{CH}_2]_8-\text{CH}=\text{CH}-$ $[\text{CH}_2]_7-\text{CO}-$	3-Phenylureido	$\text{C}_6\text{H}_5-\text{NH}-\text{CO}-\text{NH}-$
Ornithyl	$\text{H}_2\text{N}-[\text{CH}_2]_3-$ $\text{CH}(\text{NH}_2)-\text{CO}-$	Phthalamoyl	$\text{H}_2\text{N}-\text{CO}-\text{C}_6\text{H}_4-\text{CO}-$ $(o-)$
Oxalacetyl	$-\text{CO}-\text{CH}_2-\text{CO}-$ $\text{CO}-$	Phthalidyl	$\text{C}_6\text{H}_4-\text{CO}-\text{O}-\text{CH}-$ N
Oxalaceto	$\text{HOOC}-\text{CO}-\text{CH}_2-$ $\text{CO}-$	Phthalimido	$\text{CO}-\text{C}_6\text{H}_4-\text{CO}-\text{N}-$ $-\text{CO}-\text{C}_6\text{H}_4-\text{CO}- (o-)$
Oxalo	$\text{HOOC}-\text{CO}-$	Phthaloyl	
Oxalyl	$-\text{CO}-\text{CO}-$	Picryl	$2,4,6-(\text{NO}_2)_3\text{C}_6\text{H}_2-$
Oxamoyl	$\text{H}_2\text{N}-\text{CO}-\text{CO}-$	Pimeloyl (<i>unsubstituted only</i>)	$-\text{CO}-[\text{CH}_2]_5-\text{CO}-$
Oxido	$^-\text{O}-$ (ion)	Piperidyl (<i>1- only</i>)	$\text{C}_5\text{H}_{10}\text{N}-$
Oxo	$\text{O}=\text{O}=\text{O}$	Piperidyl (<i>2-, 3-, 4-</i>)	NC_5H_9-
Oxonio	$^+\text{H}_3\text{O}-$	Piperonyl	$3,4-\text{CH}_2\text{O}_2:\text{C}_6\text{H}_3-\text{CH}_2-$
Oxy	$-\text{O}-$	Pivaloyl (<i>unsubstituted only</i>)	$(\text{CH}_3)_3\text{C}-\text{CO}-$
Palmitoyl (<i>unsubstituted only</i>)	$\text{CH}_3-[\text{CH}_2]_{14}-\text{CO}-$	Polythio	$-\text{S}_4-$
Pentafluorothio	$\text{F}_5\text{S}-$	Propanedioyl, <i>see</i> Malonyl	
Pentamethylene	$-\text{CH}_2-\text{CH}_2-\text{CH}_2-$ CH_2-CH_2-	Propanoyl, <i>see</i> Propionyl	
Pentanedioyl, <i>see</i> Glutaryl		Propargyl, <i>see</i> 2-Propynyl	
Pentanoyl, <i>see</i> Valeryl		Propenoyl, <i>see</i> Acryloyl	
Pentenyl (<i>2- shown</i>)	$\text{CH}_3-\text{CH}_2-\text{CH}=\text{CH}-$ CH_2-	1-Propenyl	$\text{CH}_3-\text{CH}=\text{CH}-$
Pentyl	$\text{CH}_3-\text{CH}_2-\text{CH}_2-\text{CH}_2-$ CH_2-	2-Propenyl, <i>see</i> Allyl	
Pentyloxy	$\text{CH}_3-[\text{CH}_2]_4-\text{O}-$	Propenylene	$-\text{CH}_2-\text{CH}=\text{CH}-$ $\text{CH}=\text{C}-\text{CO}-$
Perchloryl	$\text{O}_3\text{Cl}-$	Propioloyl	
Phenacyl	$\text{C}_6\text{H}_5-\text{CO}-\text{CH}_2-$	Propionamido	$\text{CH}_3-\text{CH}_2-\text{CO}-\text{NH}-$
Phenacylidene	$\text{C}_6\text{H}_5-\text{CO}-\text{CH}=\text{CH}-$	Propionyl	$\text{CH}_3-\text{CH}_2-\text{CO}-$
Phenanthryl	C_{14}H_9-	Propionylamino	$\text{CH}_3-\text{CH}_2-\text{CO}-\text{NH}-$
Phenethyl	$\text{C}_6\text{H}_5-\text{CH}_2-\text{CH}_2-$	Propionylloxy	$\text{CH}_3-\text{CH}_2-\text{CO}-\text{O}-$
Phenetidino (<i>o-, m-, or p-</i>)	$\text{C}_2\text{H}_5\text{O}-\text{C}_6\text{H}_4-\text{NH}-$	Propoxy	$\text{CH}_3-\text{CH}_2-\text{CH}_2-\text{O}$
Phenoxy	$\text{C}_6\text{H}_5-\text{O}-$	Propyl	$\text{CH}_3-\text{CH}_2-\text{CH}_2-$ $-\text{CH}(\text{CH}_3)-\text{CH}_2-$
Phenyl	C_6H_5-	Propylene	$\text{CH}_3-\text{CH}_2-\text{CH}=\text{CH}-$
Phenylacetyl	$\text{C}_6\text{H}_5-\text{CH}_2-\text{CO}-$	Propylidene	$\text{CH}_3-\text{CH}_2-\text{CH}=\text{CH}-$
Phenylazo	$\text{C}_6\text{H}_5-\text{N}=\text{N}-$	Propylidyne	$\text{CH}_3-\text{CH}_2-\text{C}\equiv$
Phenylazoxy	$\text{C}_6\text{H}_5-\text{N}_2\text{O}-$	Propynoyl, <i>see</i> Propiolyl	
Phenylcarbamoyl	$\text{C}_6\text{H}_5-\text{NH}-\text{CO}-$	1-Propynyl	$\text{CH}_3-\text{C}\equiv\text{C}-$
Phenylene	$-\text{C}_6\text{H}_4-$	2-Propynyl	$\text{HC}\equiv\text{C}-\text{CH}_2-$
Phenylenebisazo	$-\text{N}=\text{N}-\text{C}_6\text{H}_4-$ $\text{N}=\text{N}-$	Protocatechuoyl	$3,4-(\text{HO})_2\text{C}_6\text{H}_3-\text{CO}-$
Phenylimino	$\text{C}_6\text{H}_5-\text{N}=\text{N}-$	3-Pyridinecarbonyl	$\text{NC}_5\text{H}_4-\text{CO}- (3-)$
2-Phenylpropanoyl	$\text{C}_6\text{H}_5-\text{CH}(\text{CH}_3)-\text{CO}-$	4-Pyridinecarbonyl	$\text{NC}_5\text{H}_4-\text{CO}- (4-)$
3-Phenylpropenoyl, <i>see</i> Cinnamoyl		Pyridinio	$^+\text{NC}_5\text{H}_5-$ (ion)
3-Phenylpropyl	$\text{C}_6\text{H}_5-\text{CH}_2-\text{CH}_2-$ CH_2-	Pyridyl	NC_5H_4-
		2-Pyridylcarbonyl	$\text{NC}_5\text{H}_4-\text{CO}- (2-)$
		Pyridyloxy	$\text{NC}_5\text{H}_4-\text{O}-$
		Pyruvoyl	$\text{CH}_3-\text{CO}-\text{CO}-$
		Salicyl	$o\text{-HO}-\text{C}_6\text{H}_4-\text{CH}_2-$
		Salicylidene	$o\text{-HO}-\text{C}_6\text{H}_4-\text{CH}=\text{CH}-$
		Salicyloyl	$o\text{-HO}-\text{C}_6\text{H}_4-\text{CO}-$
		Sarcosyl	$\text{CH}_3-\text{NH}-\text{CH}_2-\text{CO}-$

TABLE 1.13 Names and Formulas of Organic Radicals (Continued)

Name	Formula	Name	Formula
Sebacoyl (<i>unsubstituted only</i>)	$-\text{CO}-[\text{CH}_2]_8-\text{CO}-$	(Terthiophenyl)	$\text{SC}_4\text{H}_3-\text{SC}_4\text{H}_2-\text{SC}_4\text{H}_2-$
Seleneno	$\text{HOSe}-$	Tetradecanoyl	$\text{CH}_3-[\text{CH}_2]_{12}-\text{CO}-$
Selenino	$\text{HO}_2\text{Se}-$	Tetradecyl	$\text{CH}_3-[\text{CH}_2]_{12}-\text{CH}_2-$
Seleninyl	$\text{OSe}=\text{}$	Tetramethylene	$-\text{CH}_2-\text{CH}_2-\text{CH}_2-\text{CH}_2-$
Seleno	$-\text{Se}-$		
Selenocyanato	$\text{NC}-\text{Se}-$	Thenoyl (2- shown)	$\begin{array}{c} \text{CO}- \\ \\ \text{CH}=\text{C} \\ \\ \text{CH}=\text{CH} \\ \\ \text{S} \end{array}$
Selenoformyl	$\text{HSeC}-$	Thenyl	$\text{SC}_4\text{H}_3-\text{CH}_2-$
Selenonio	$^+\text{H}_2\text{Se}-$ (ion)	Thienyl	SC_4H_3-
Selenono	$\text{HO}_2\text{Se}-$	Thio	$-\text{S}-$
Selenonyl	$\text{O}_2\text{Se}-$	Thioacetyl	$\text{CH}_3-\text{CS}-$
Selenoureido	$\text{H}_2\text{N}-\text{CSe}-\text{NH}-$	Thiobenzoyl	$\text{C}_6\text{H}_5-\text{CS}-$
Selenoxo	$(\text{C})=\text{Se}$	Thiocarbamoyl	$\text{H}_2\text{N}-\text{CS}-$
Semicarbazido	$\text{H}_2\text{N}-\text{CO}-\text{NH}-\text{NH}-$	Thiocarbazono	$\text{HN}=\text{N}-\text{CS}-\text{NH}-$
Semicarbazono	$\text{H}_2\text{N}-\text{CO}-\text{NH}-\text{N}=\text{}$		$\text{NH}-$
Seryl	$\text{HO}-\text{CH}_2-\text{CH}(\text{NH}_2)-\text{CO}-$	Thiocarbodiazono	$\text{HN}=\text{N}-\text{CS}-\text{N}=\text{N}-$
Stearoyl (<i>unsubstituted only</i>)	$\text{CH}_3-[\text{CH}_2]_{16}-\text{CO}-$	Thiocarbohydrazido	$\text{H}_2\text{N}-\text{NH}-\text{CS}-\text{NH}-$
Styryl	$\text{C}_6\text{H}_5-\text{CH}=\text{CH}-$	Thiocarbonyl	$\text{NH}-$
Suberoyl (<i>unsubstituted only</i>)	$-\text{CO}-[\text{CH}_2]_6-\text{CO}-$	Thiocarboxy	$-\text{CS}-, \text{SC}=\text{}$
Succinamoyl	$\text{H}_2\text{N}-\text{CO}-\text{CH}_2-\text{CH}_2-\text{CO}-$	Thiocyanato	$\text{NCS}-, \text{HS}-\text{CO}-$
Succinimido	$\begin{array}{c} \text{CH}_2-\text{C}=\text{O} \\ \quad \diagdown \\ \text{CH}_2-\text{C}=\text{O} \quad \text{N} \end{array}$	Thioformyl	$\text{SHC}-, \text{HCS}-$
Succinimidoyl	$-\text{C}(=\text{NH})-\text{CH}_2-$ $\text{CH}_2\text{C}(=\text{NH})-$	Thiophenecarbonyl, <i>see</i> Thenoyl	
Succinyl	$-\text{CO}-\text{CH}_2-\text{CH}_2-\text{CO}-$	Thiosemicarbazido	$\text{H}_2\text{N}-\text{CS}-\text{NH}-\text{NH}-$
Sulfamoyl	$\text{H}_2\text{N}-\text{SO}_2-$	Thiosulfino	HOS_2-
Sulfanilamido	$p\text{-H}_2\text{N}-\text{C}_6\text{H}_4-\text{SO}_2-$ $\text{NH}-$	Thiosulfo	HO_2S_2-
Sulfanilyl	$p\text{-H}_2\text{N}-\text{C}_6\text{H}_4-\text{SO}_2-$	Thioreido	$\text{H}_2\text{N}-\text{CS}-\text{NH}-$
Sulfenamoyl	$\text{H}_2\text{N}-\text{S}-$	Thioxo	$\text{S}=\text{}$
Sulfeno	$\text{HO}-\text{S}-$	Threonyl	$\text{CH}_3-\text{CH}(\text{OH})-\text{CH}(\text{NH}_2)-\text{CO}-$
Sulfido	$-\text{S}-$ (ion)	Toluenesulfonyl (<i>o</i> -, <i>m</i> -)	$\text{CH}_3-\text{C}_6\text{H}_4-\text{SO}_2-$
Sulfinamoyl	$\text{H}_2\text{N}-\text{SO}-$	Toluidino (<i>o</i> -, <i>m</i> -, or <i>p</i> -)	$\text{CH}_3-\text{C}_6\text{H}_4-\text{NH}-$
Sulfino	$\text{HO}_2\text{S}-$	Toluoyl (<i>o</i> -, <i>m</i> -, or <i>p</i> -)	$\text{CH}_3-\text{C}_6\text{H}_4-\text{CO}-$
Sulfinyl	$-\text{SO}-$	Tolyl (<i>o</i> -, <i>m</i> -, or <i>p</i> -)	$\text{CH}_3-\text{C}_6\text{H}_4-$
Sulfo	$\text{HO}-\text{SO}_2-$	Tolylsulfonyl	$\text{CH}_3-\text{C}_6\text{H}_4-\text{SO}_2-$
Sulfoamino	$\text{HO}_2\text{S}-\text{NH}-$	Tosyl (<i>p</i> - only)	$p\text{-CH}_3-\text{C}_6\text{H}_4-\text{SO}_2-$
Sulfonato	$-\text{O}_3\text{S}-$ (ion)	Triazano	$\text{H}_2\text{N}-\text{NH}-\text{NH}-$
Sulfonio	$^+\text{H}_2\text{S}-$ (ion)	Triazeno	$\text{H}_2\text{N}-\text{N}=\text{N}-$
Sulfonyl	$-\text{SO}_2-$	Trichlorothio	$\text{Cl}_3\text{S}-$
Sulfonyldioxy	$-\text{O}-\text{SO}_2-\text{O}-$	Tridecanoyl	$\text{CH}_3-[\text{CH}_2]_{11}-\text{CO}-$
Tartaroyl	$-\text{CO}-\text{CH}(\text{OH})-\text{CH}(\text{OH})-\text{CO}-$	Tridecyl	$\text{CH}_3-[\text{CH}_2]_{12}-$
Tartronoyl	$-\text{CO}-\text{CH}(\text{OH})-\text{CO}-$	Trifluorothio	$\text{F}_3\text{S}-$
Tauryl	$\text{H}_2\text{N}-\text{CH}_2-\text{CH}_2-\text{SO}_2-$	3,4,5-Trihydroxybenzoyl	$3,4,5\text{-(HO)}_3\text{C}_6\text{H}_2-\text{CO}-$
Telluro	Te replacing O	Trimethylammonio	$(\text{CH}_3)_3\text{N}^+-$ (ion)
Terephthaloyl	$-\text{CO}-\text{C}_6\text{H}_4-\text{CO}-$ (<i>p</i> -)	Trimethylanilino (<i>all isomers</i>)	$(\text{CH}_3)_3\text{C}_6\text{H}_2-\text{NH}-$
Terphenyl	$\text{C}_6\text{H}_5-\text{C}_6\text{H}_4-\text{C}_6\text{H}_4-$	Trimethylene	$-\text{CH}_2-\text{CH}_2-\text{CH}_2-$
		Trimethylenedioxy	$-\text{O}-\text{CH}_2-\text{CH}_2-\text{O}-$
		Triphenylmethyl	$(\text{C}_6\text{H}_5)_3\text{C}-$
		Trithio	$-\text{S}_3-$
		Trithiosulfo	$\text{HS}-\text{S}_3-$

TABLE 1.13 Names and Formulas of Organic Radicals (*Continued*)

Name	Formula	Name	Formula
Trityl	$(C_6H_5)_3C-$	Vanilloyl	$3,4\text{-}CH_3O(HO)C_6H_3-$
Tropoyl	$C_6H_5-CH(CH_2OH)-$ $CO-$	Vanillyl	$3,4\text{-}CH_3O(HO)C_6H_3-$ CH_2-
Tyrosyl	$p\text{-}HO-C_6H_4-CH_2-$ $CH(NH_2)-CO-$	Veratrolyl	$3,4\text{-}(CH_2O)_2C_6H_3-$ $CO-$
Undecanoyl	$CH_3-[CH_2]_9-CO-$	Veratryl	$3,4\text{-}(CH_2O)_2C_6H_2-$ CH_2-
Undecyl	$CH_3-[CH_2]_9-CH_2-$	Vinyl	$CH_2=CH-$
Ureido	$H_2N-CO-NH-$	Vinylene	$-CH=CH-$
Ureylene	$-NH-CO-NH-$	Xylidino (<i>all isomers</i>)	$(CH_3)_2C_6H_3-NH-$
Valeryl	$CH_3-[CH_2]_3-CO-$	Xylyl (<i>all isomers</i>)	$(CH_3)_2C_6H_3-$
Valyl	$(CH_3)_2CH-CH(NH_2)-$ $CO-$		

1.2 PHYSICAL PROPERTIES OF PURE SUBSTANCES

TABLE 1.14 Empirical Formula Index of Organic Compounds

The alphanumeric designations are keyed to Table 1.15.

Br_2OS : t149 $ClHO_3S$: c248 ClH_4NO : h139 Cl_2OS : t150 Cl_2H_2Si : d270a Cl_3HSi : t249 Cl_3PS : t158 H_3NO_3S : s23 H_4N_2 : h85 H_6Si_2 : d791 <hr/> <div style="text-align: center;">C_1</div> <hr/> CBr_4 : c13 $CBrClF_2$: b301 $CBrCl_3$: b432 $CBrF_3$: b434 $CBrN$: c325 CBr_2F_2 : d93 CBr_4 : c13 $CClF_3$: c264 $CClNO_3S$: c249 CCl_2F_2 : d218 CCl_3D : c146 CCl_3F : t237 CCl_4 : c14 CCl_4S : t240 CD_2Cl_2 : d236 CD_4O : m36 CD_7O : m40 $CFCl_3$: f30 CF_4 : c15 $CHBrCl_2$: b316 $CHBr_2Cl$: d88	$CHBr_2F$: d104a $CHBr_3$: t204 $CHClF_2$: c101 $CHCl_2F$: d233 $CHCl_3$: c145 CHF_3 : t307 CHF_3O_3S : t308 CHI_3 : i33 CH_2BrCl : b305 CH_2Br_2 : d110 CH_2Cl_2 : d235 CH_2F_2 : d409 CH_2I_2 : d452 CH_2N_2 : c318, d63 CH_2N_4 : t131 CH_2O : f32 $(CH_2O)_x$: p1 CH_2O_2 : f36 CH_2O_3 : g29 CH_2S_3 : t451 CH_3Br : b354 CH_3Br_3Ge : m260 CH_3Cl : c157 CH_3ClO_2S : m36 CH_3Cl_3Si : m450, t242 CH_3DO : m39 CH_3F : f18 CH_3I : i37 CH_3NO : f33 CH_3NO_2 : m325, n56 CH_3NO_3 : m324 CH_3N_5 : a294 CH_4 : m33 CH_4Cl_2Si : d240	CH_4N_2O : f38, u16 CH_4N_2S : t161 $CH_4N_4O_2$: n54 CH_4O : m38 $^{13}CH_4O$: m41 CH_4O_2 : m279 CH_4O_3S : m34 CH_4S : m37 CH_5AsO_3 : m137 CH_5N : m127 CH_5NO_3S : a201 CH_5N_3 : g30 CH_5N_3S : t160 CH_6ClN_3O : s3 CH_6N_2 : m274 CH_6N_4 : a180 CH_6N_4O : c9 Cl_4 : c16 CN_4O_8 : t123 CS_2 : c10 CO : c11 COS : c12 <hr/> <div style="text-align: center;">C_2</div> <hr/> $C_2Br_2ClF_3$: d90 $C_2Br_2Cl_4$: d129 $C_2Br_2F_4$: d130 $C_2Br_2O_2$: o54 C_2ClF_3 : c263 $C_2Cl_2F_4$: d270b, d271 $C_2Cl_2O_2$: o55 $C_2Cl_3F_3$: t256, t257 C_2Cl_3N : t222
--	---	---

TABLE 1.14 Empirical Formula Index of Organic Compounds (Continued)

The alphanumeric designations are keyed to Table 1.15.

C ₂ Cl ₄ : t38	C ₂ H ₃ Cl ₃ O: t233	C ₂ H ₅ NO ₂ : e225, g26, m187, n52
C ₂ Cl ₄ F ₂ : d411, d412, t36	C ₂ H ₃ Cl ₃ Si: t258	C ₂ H ₅ NO ₃ : e224
C ₂ Cl ₄ O: t224	C ₂ H ₃ DO ₂ : a20	C ₂ H ₅ NS: t138
C ₂ Cl ₆ : h27	C ₂ H ₃ FO: a43	C ₂ H ₅ N ₃ O ₂ : b238, o57
C ₂ D ₃ N: a30	C ₂ H ₃ FO ₂ : f5	C ₂ H ₆ : e20
C ₂ D ₄ O ₂ : a21	C ₂ H ₃ F ₃ O: t305	C ₂ H ₆ AlCl: d533
C ₂ D ₆ OS: d698	C ₂ H ₃ F ₃ O ₃ S: m453	C ₂ H ₆ BrN: b333
C ₂ F ₄ : t65	C ₂ H ₃ IO: a48	C ₂ H ₆ Cd: d578
C ₂ F ₆ : h42	C ₂ H ₃ IO ₂ : i21	C ₂ H ₆ ClN: c126
C ₂ F ₆ O ₃ S: t309	C ₂ H ₃ N: a29	C ₂ H ₆ ClNO ₂ S: d692
C ₂ HBrClF ₃ : b308	C ₂ H ₃ NO: m288	C ₂ H ₆ ClO ₂ PS: d582
C ₂ HBr ₂ F ₃ : d133	C ₂ H ₃ NS: m294, m440	C ₂ H ₆ Cl ₃ Si: d222
C ₂ HBr ₂ N: d77	C ₂ H ₃ N ₃ : t197	C ₂ H ₆ Hg: d631
C ₂ HBr ₃ : t203	C ₂ H ₃ N ₃ S ₂ : a284	C ₂ H ₆ N ₂ : a8
C ₂ HBr ₃ O: t199	C ₂ H ₄ : e131	C ₂ H ₆ N ₂ O: m460, n78
C ₂ HBr ₃ O ₂ : t200	C ₂ H ₄ BrCl: b303	C ₂ H ₆ N ₂ O ₂ : m275
C ₂ HClF ₂ : c100a	C ₂ H ₄ BrNO: b247	C ₂ H ₆ N ₂ S: m444
C ₂ HClF ₂ O ₂ : c98	C ₂ H ₄ Br ₂ : d96, d97	C ₂ H ₆ N ₄ O: o56
C ₂ HCl ₃ : t235	C ₂ H ₄ ClNO: c24	C ₂ H ₆ O: d603, e27
C ₂ HCl ₃ O: d186, t218	C ₂ H ₄ ClO: b165a	C ₂ H ₆ OS: d697, m20
C ₂ HCl ₃ O ₂ : t219	C ₂ H ₄ Cl ₂ : d225, d226	C ₂ H ₆ O ₂ : e21a, e135
C ₂ HCl ₅ : p7	C ₂ H ₄ Cl ₂ O: d237	C ₂ H ₆ O ₂ S: d696
C ₂ HF ₃ O ₂ : t300	C ₂ H ₄ Cl ₆ Si ₂ : b227	C ₂ H ₆ O ₃ S: d695, e25, m301
C ₂ H ₂ : a41	C ₂ H ₄ F ₂ : d407	C ₂ H ₆ O ₄ S: d693
C ₂ H ₂ BrClO: b255	C ₂ H ₄ INO: i20	C ₂ H ₆ O ₅ S ₂ : m35
C ₂ H ₂ Br ₂ : d99, d100	C ₂ H ₄ I ₂ : d451	C ₂ H ₆ S: d694, e26a
C ₂ H ₂ Br ₂ F ₂ : d92	C ₂ H ₄ N ₂ : a109	C ₂ H ₆ S ₂ : d600, e24
C ₂ H ₂ Br ₂ O: b254	C ₂ H ₄ N ₂ O ₂ : o58	C ₂ H ₆ Te: d700
C ₂ H ₂ Br ₂ O ₂ : d76	C ₂ H ₄ N ₂ S ₂ : d795	C ₂ H ₆ Zn: d709
C ₂ H ₂ Br ₄ : t16	C ₂ H ₄ N ₄ : a289, d281	C ₂ H ₇ AsO ₂ : d560
C ₂ H ₂ ClF ₃ : c262	C ₂ H ₄ N ₄ O ₂ : a314	C ₂ H ₇ ClSi: c111
C ₂ H ₂ ClN: c30	C ₂ H ₄ O: e147	C ₂ H ₇ N: d534, e63
C ₂ H ₂ Cl ₂ : d227, d228, d229	C ₂ H ₄ OS: t147	C ₂ H ₇ NO: a162, a163, e29
C ₂ H ₂ Cl ₃ O: c34	C ₂ H ₄ O ₂ : a19, h87, m257	C ₂ H ₇ NO ₃ S: a160
C ₂ H ₂ Cl ₂ O ₂ : d182	C ₂ H ₄ O ₂ S: m16	C ₂ H ₇ NO ₄ S: a169
C ₂ H ₂ Cl ₃ NO: t217	C ₂ H ₄ O ₃ : h88, p60	C ₂ H ₇ NS: a161
C ₂ H ₂ Cl ₄ : t36a, t37	C ₂ H ₄ O ₅ S: s26	C ₂ H ₇ N ₅ : b137
C ₂ H ₂ F ₂ : d408	C ₂ H ₄ S: e148	C ₂ H ₇ O ₃ P: d625
C ₂ H ₂ F ₃ NO: t299	C ₂ H ₅ AlCl ₃ : e61	C ₂ H ₈ N ₂ : d623, d624, e21, e133
C ₂ H ₂ F ₄ : t64	C ₂ H ₅ Br: b329	C ₂ H ₈ N ₂ O: h125
C ₂ H ₂ N ₂ S ₃ : d488	C ₂ H ₅ BrNaO ₂ S: b330	C ₂ H ₉ BD: b243
C ₂ H ₂ O: k1	C ₂ H ₅ BrO: b331, b369	C ₂ H ₁₀ BN: b242
C ₂ H ₂ O ₂ : g28	C ₂ H ₅ Cl: c121	
C ₂ H ₂ O ₃ : g29	C ₂ H ₅ ClHg: e198	
C ₂ H ₂ O ₄ : o52, o53	C ₂ H ₅ ClO: c122, c156, c173	
C ₂ H ₃ Br: b336	C ₂ H ₅ ClS: c174	
C ₂ H ₃ BrO: a35	C ₂ H ₅ Cl ₂ OPS: e124	
C ₂ H ₃ BrO ₂ : b249	C ₂ H ₅ Cl ₂ O ₂ P: e123	
C ₂ H ₃ Br ₂ Cl ₃ Si: d101	C ₂ H ₅ Cl ₃ Si: c171, e269, t236	
C ₂ H ₃ Br ₃ O: t202	C ₂ H ₅ DO: e28	
C ₂ H ₃ Cl: c129	C ₂ H ₅ F: f17	
C ₂ H ₃ ClF ₂ : c100	C ₂ H ₅ I: i31	
C ₂ H ₃ ClO: a37, c23a	C ₂ H ₅ IO: i32	
C ₂ H ₃ ClO ₂ : c27, m194	C ₂ H ₅ N: e146	
C ₂ H ₃ Cl ₃ : t231, t232	C ₂ H ₅ NO: a5, a6, m255, m291	
		C ₃
		C ₃ Br ₂ F ₃ : d105
		C ₃ Cl ₃ N ₃ : t255
		C ₃ Cl ₃ N ₃ O ₃ : t239
		C ₃ Cl ₆ : h30
		C ₃ Cl ₆ O: a27, h2
		C ₃ F ₆ : h44
		C ₃ HCl ₅ O: p5
		C ₃ H ₂ ClN: c35
		C ₃ H ₂ Cl ₂ O ₂ : m6

TABLE 1.14 Empirical Formula Index of Organic Compounds (*Continued*)*The alphanumeric designations are keyed to Table 1.15.*

C ₃ H ₂ Cl ₄ O: t31	C ₃ H ₅ NO ₂ : o59	C ₃ H ₇ NS: d704
C ₃ H ₂ Cl ₄ O ₂ : t234	C ₃ H ₅ NS: e193, m435	C ₃ H ₈ : p188
C ₃ H ₂ F ₆ O: h43	C ₃ H ₅ NS ₂ : m26	C ₃ H ₈ BrClSi: b366
C ₃ H ₂ N ₂ : m5	C ₃ H ₅ N ₃ O: c321	C ₃ H ₈ ClN: c225
C ₃ H ₂ O ₂ : p248	C ₃ H ₅ N ₃ O ₉ : g22	C ₃ H ₈ Cl ₂ Si: c88, d232
C ₃ H ₃ Br: b415	C ₃ H ₅ N ₃ S: c293	C ₃ H ₈ N ₂ O: d708, e274
C ₃ H ₃ Br ₂ N: d126	C ₃ H ₆ : c406, p204	C ₃ H ₈ N ₂ O ₂ : e103
C ₃ H ₃ Cl: c241	C ₃ H ₆ BrCl: b307	C ₃ H ₈ N ₂ S: d705
C ₃ H ₃ ClO: a63a	C ₃ H ₆ BrNO ₃ : b381	C ₃ H ₈ O: e10, e210, p201, p202
C ₃ H ₃ Cl ₃ O: e18, t221	C ₃ H ₆ Br ₂ : d120, d121	C ₃ H ₈ OS ₂ : d485, m315
C ₃ H ₃ Cl ₃ O ₂ : m449	C ₃ H ₆ Br ₂ O: d122, d123	C ₃ H ₈ O ₂ : d507, m71, p191, p192
C ₃ H ₃ F ₃ O: t302	C ₃ H ₆ ClI: c155	C ₃ H ₈ O ₂ S: m21
C ₃ H ₃ F ₃ O ₂ : m452	C ₃ H ₆ ClNO: d578	C ₃ H ₈ O ₃ : g19
C ₃ H ₃ N: a63	C ₃ H ₆ Cl ₂ : d262, d263	C ₃ H ₈ S: e221, p198, p199
C ₃ H ₃ NOS ₂ : r7	C ₃ H ₆ Cl ₂ N ₂ O: d173	C ₃ H ₈ S ₂ : p195
C ₃ H ₃ NO ₂ : c320	C ₃ H ₆ Cl ₂ O: d231, d264	C ₃ H ₉ Al: t352
C ₃ H ₃ NS: t136	C ₃ H ₆ Cl ₂ Si: d241	C ₃ H ₉ BO ₃ : t338
C ₃ H ₃ N ₃ O ₂ S: a244	C ₃ H ₆ Cl ₄ Si: t230	C ₃ H ₉ B ₃ O ₆ : t339
C ₃ H ₃ N ₃ O ₃ : a289, c332	C ₃ H ₆ I ₂ : d454	C ₃ H ₉ BrGe: b437
C ₃ H ₄ : a72, p246	C ₃ H ₆ NO: a61	C ₃ H ₉ BrSi: b438
C ₃ H ₄ BrClO: b410, b411	C ₃ H ₆ N ₂ : d583	C ₃ H ₉ ClGe: c265
C ₃ H ₄ BrN: b408	C ₃ H ₆ N ₂ O: i5	C ₃ H ₉ ClSi: c266
C ₃ H ₄ Br ₂ : d124	C ₃ H ₆ N ₂ O ₃ : m4	C ₃ H ₉ IOS: t400
C ₃ H ₄ Br ₂ O: b409	C ₃ H ₆ N ₂ OS: a58	C ₃ H ₉ IS: t399
C ₃ H ₄ Br ₂ O ₂ : d125	C ₃ H ₆ N ₂ O ₂ : m4, m270	C ₃ H ₉ ISi: i56
C ₃ H ₄ ClN: c233	C ₃ H ₆ N ₂ S: a286, i4	C ₃ H ₉ N: i100, p223, t354
C ₃ H ₄ Cl ₂ : d265, d266	C ₃ H ₆ O: a26, a78, e15, m462, p211, p232	C ₃ H ₉ NO: a263, a264, a265, a266, m77, m131
C ₃ H ₄ Cl ₂ O: c235, c236, d183, d184	C ₃ H ₆ OS: t159	C ₃ H ₉ NO ₂ : a262
C ₃ H ₄ Cl ₂ O ₂ : m227	C ₃ H ₆ O ₂ : d734, e16, e154, h90, m122, p213	C ₃ H ₉ N ₃ Si: a309
C ₃ H ₄ F ₄ O: t66	C ₃ H ₆ O ₂ S: m22, m23, m298	C ₃ H ₉ O ₃ P: d635, t390
C ₃ H ₄ N ₂ : i3, m241, p254	C ₃ H ₆ O ₃ : d445, d580, L1, L2, m43, m265, t407	C ₃ H ₉ O ₄ P: t389
C ₃ H ₄ N ₂ O: c287	C ₃ H ₆ O ₃ S: p197	C ₃ H ₁₀ N ₂ : d54, d55, m254, p189, p190
C ₃ H ₄ N ₂ O ₂ : h84	C ₃ H ₆ S: p205, p233	C ₃ H ₁₀ N ₂ O: d56
C ₃ H ₄ N ₂ S: a285	C ₃ H ₆ S ₂ : t450	C ₃ H ₁₀ O ₃ Si: t343
C ₃ H ₄ N ₃ NaS: c326	C ₃ H ₇ Br: b400, b401	C ₃ H ₁₁ Br ₂ N ₃ S: a171
C ₃ H ₄ O: p203, p249	C ₃ H ₇ BrO: b402	
C ₃ H ₄ O ₂ : a62, o64	C ₃ H ₇ Cl: c172, c225, c226	C ₄
C ₃ H ₄ O ₃ : e132, o65, p210	C ₃ H ₇ ClO: c132, c153, c230, c231	C ₄ Cl ₆ : h23
C ₃ H ₄ O ₄ : m3	C ₃ H ₇ CLOS: c156	C ₄ Cl ₆ O ₃ : t220
C ₃ H ₄ Br: b314, b404, b405	C ₃ H ₇ ClO ₂ : c227	C ₄ D ₆ O ₃ : a23
C ₃ H ₃ BrO: b328, b403	C ₃ H ₇ ClO ₂ S: p196	C ₄ F ₆ O ₃ : t301
C ₃ H ₃ BrO ₂ : b406, b407, m143	C ₃ H ₇ Cl ₂ OP: p241	C ₄ HBrO ₃ : b352
C ₃ H ₃ Br ₃ : t206	C ₃ H ₇ Cl ₃ Si: d214, p242	C ₄ HCl ₃ N ₂ : t248
C ₃ H ₃ Cl: c236a	C ₃ H ₇ I: i48, i49	C ₄ HF ₇ O ₂ : h2
C ₃ H ₃ ClO: c120, c232, p216	C ₃ H ₇ N: a76, p231	C ₄ H ₂ : b452
C ₃ H ₃ ClO ₂ : c228, c229, e109, m188	C ₃ H ₇ NO: a28, d606, m120, p212	C ₄ H ₂ Br ₂ S: d131
C ₃ H ₃ Cl ₃ : t247	C ₃ H ₇ NO ₂ : a68, a69, a70, e102, i125, m264, n73, n74	C ₄ H ₂ Cl ₃ N ₂ : d267
C ₃ H ₃ Cl ₃ Si: a98	C ₃ H ₇ NO ₂ S: c411	C ₄ H ₂ Cl ₂ O ₂ : f43
C ₃ H ₃ F ₃ O ₃ S: m453	C ₃ H ₇ NO ₃ : i124, n75, p238, s4	C ₄ H ₂ Cl ₂ S: d272
C ₃ H ₃ I: a87, i50		C ₄ H ₂ F ₆ O ₂ : t306
C ₃ H ₃ N: p215		C ₄ H ₂ O ₃ : m2
C ₃ H ₃ NO: c323, h172, h173, v11		

TABLE 1.14 Empirical Formula Index of Organic Compounds (*Continued*)*The alphanumeric designations are keyed to Table 1.15.*

C ₄ H ₂ O ₄ : q42	C ₄ H ₆ N ₂ : a149, m284, m285, m286	C ₄ H ₈ O ₂ : b480, b481, b614, d732, d733, e57, h107, h108, i81, m64, m401, p234
C ₄ H ₃ IS: i52	C ₄ H ₆ N ₂ O ₂ : e121, m273	C ₄ H ₈ O ₂ S: e196, m299, t107
C ₄ H ₅ N ₃ O ₄ : n88	C ₄ H ₆ N ₂ S: a225	C ₄ H ₈ O ₃ : e24, e153, h120, h138, m70, m296, m302
C ₄ H ₄ : b489	C ₄ H ₆ N ₂ S ₂ : d584	C ₄ H ₈ S: a90, t87
C ₄ H ₄ BrNO ₂ : b422	C ₄ H ₆ N ₄ O: d39	C ₄ H ₈ S ₂ : d792
C ₄ H ₄ Br ₂ O ₂ : d86	C ₄ H ₆ N ₄ O ₃ : a71	C ₄ H ₉ Br: b274, b275, b371, b372
C ₄ H ₄ Br ₂ O ₄ : d128	C ₄ H ₆ O: b488, c306, d421, m27, m407	C ₄ H ₉ BrO: b337
C ₄ H ₄ ClNO ₂ : c247	C ₄ H ₆ O ₂ : b466, b483, b484, b485, b611, b616, b617, c307, c409, m29, m126, v5	C ₄ H ₉ BrO ₂ : b319
C ₄ H ₄ ClO ₃ : c28	C ₄ H ₆ O ₂ S: b450	C ₄ H ₉ Cl: c75, c76, c179, c180
C ₄ H ₄ Cl ₂ : d213	C ₄ H ₆ O ₃ : a22, a24, m355, o60, p230	C ₄ H ₉ ClO: a64, c77, c131, m74
C ₄ H ₄ Cl ₂ O ₂ : s19	C ₄ H ₆ O ₄ : d652, s15	C ₄ H ₉ ClO ₂ : c105, c123, m67
C ₄ H ₄ Cl ₂ O ₃ : c25	C ₄ H ₆ O ₄ S: m25, t143	C ₄ H ₉ ClSi: c112
C ₄ H ₄ N ₂ : b456, p251, p256, p277, s18	C ₄ H ₆ O ₅ : d690, h186, h187, o67	C ₄ H ₉ Cl ₃ Si: b604, b603, d215
C ₄ H ₄ N ₂ O ₂ : d448, p278	C ₄ H ₆ O ₆ : t1, t2, t3, t4	C ₄ H ₉ Cl ₃ Sn: b600
C ₄ H ₄ N ₂ O ₂ S: d437	C ₄ H ₇ Br: b276, b277, b278	C ₄ H ₉ F: f21
C ₄ H ₄ N ₂ O ₃ : b1	C ₄ H ₇ BrO ₂ : b282, b332, b368, b373, e83, m156	C ₄ H ₉ I: i26, i27, i38, i39
C ₄ H ₄ N ₂ O ₃ S: a73	C ₄ H ₇ Cl: c79, c80, c81, c181, c182, c312	C ₄ H ₉ N: e53, p280
C ₄ H ₄ N ₄ : d50	C ₄ H ₇ ClO: b620, c78, c136, i85	C ₄ H ₉ NO: a311, b476, b613, d526, i80, m110, m463
C ₄ H ₄ O: f45	C ₄ H ₇ ClO ₂ : c84, c85, e105, m196, p228	C ₄ H ₉ NO ₂ : a133, a133a, a134, b578, b579, h119, i73, n48
C ₄ H ₄ O ₂ : d483	C ₄ H ₇ Cl ₃ O: t241	C ₄ H ₉ NO ₂ S: a200
C ₄ H ₄ O ₃ : s16	C ₄ H ₇ FO ₂ : e153	C ₄ H ₉ NO ₃ : a185, a186, i72, m341, n49
C ₄ H ₄ O ₄ : f42, m1	C ₄ H ₇ N: b618, i83	C ₄ H ₉ NO ₃ S: t442
C ₄ H ₄ S: t151	C ₄ H ₇ NO: h153, i115, m28, m99a, m352, p236, p285	C ₄ H ₉ NSi: c331
C ₄ H ₄ BrO ₂ : b283	C ₄ H ₇ NO ₂ : b467, h146, m351	C ₄ H ₉ N ₃ O ₂ : c301
C ₄ H ₄ BrO ₄ : b421	C ₄ H ₇ NO ₃ : a46, e233, s13	C ₄ H ₁₀ : b454, m390
C ₄ H ₄ Cl: c74, c74a, c83	C ₄ H ₇ NO ₄ : a304, i7	C ₄ H ₁₀ AlCl: d320, e62
C ₄ H ₄ ClNO ₂ : c184	C ₄ H ₇ NS: m434	C ₄ H ₁₀ ClO ₂ PS: d351
C ₄ H ₄ ClO: c310, c408, m31	C ₄ H ₇ N ₃ O: c302	C ₄ H ₁₀ ClO ₃ P: d350
C ₄ H ₄ ClO ₂ : a82	C ₄ H ₈ : b477, b478, b479, c333, m399	C ₄ H ₁₀ Cl ₂ Si: b165
C ₄ H ₄ ClO ₃ : c194, e232	C ₄ H ₈ BrCl: b298, b306	C ₄ H ₁₀ Cl ₄ Si ₂ : b174
C ₄ H ₄ Cl ₃ O ₂ : e268	C ₄ H ₈ Br ₂ : d81, d82, d83, d84	C ₄ H ₁₀ N ₂ : p178
C ₄ H ₄ N: b482, c309, c407, m30a, p279	C ₄ H ₈ Br ₂ O: b148	C ₄ H ₁₀ N ₂ O: a227
C ₄ H ₄ NO: m47, m295	C ₄ H ₈ Br ₂ O ₂ : d85	C ₄ H ₁₀ N ₂ O ₄ S: a8
C ₄ H ₄ NO ₂ : m201, s17	C ₄ H ₈ Cl ₂ : d210	C ₄ H ₁₀ O: b473, b474, d365, m397, m398, m404
C ₄ H ₄ NO ₂ S: e39	C ₄ H ₈ Cl ₂ O: b163, d230	C ₄ H ₁₀ OS: e180
C ₄ H ₄ NO ₃ : h183	C ₄ H ₈ I ₂ : d450	C ₄ H ₁₀ OS ₂ : b208
C ₄ H ₄ NS: a88, m432	C ₄ H ₈ N ₂ : d535	C ₄ H ₁₀ O ₂ : b457, b457a, b457b, b458, b563, d504, d505, e40, e141, m105, m393
C ₄ H ₄ N ₃ : a278, i8	C ₄ H ₈ N ₂ O: a102	C ₄ H ₁₀ O ₂ S: t144
C ₄ H ₄ N ₃ O: a194	C ₄ H ₈ N ₂ O ₂ : d610, s14	C ₄ H ₁₀ O ₂ S ₂ : d484, h123
C ₄ H ₄ N ₃ OS: a187	C ₄ H ₈ N ₂ O ₃ : a313, g27	C ₄ H ₁₀ O ₃ : b198, b472, d361, o62, t378
C ₄ H ₄ N ₃ O ₂ : a152, a153, c322, m338	C ₄ H ₈ N ₂ S: a97, t85	C ₄ H ₁₀ O ₃ S: d399
C ₄ H ₄ N ₄ O: d49	C ₄ H ₈ O: b475, b486, b487, b612, c311, e3, e276, i79, m106, m389, m400, t69	C ₄ H ₁₀ O ₄ : e19
C ₄ H ₄ : b448, b449, b610a, b610b		C ₄ H ₁₀ O ₄ S: d397
C ₄ H ₄ Br ₂ O: b374		
C ₄ H ₄ Br ₂ N ₂ O ₂ : d95		
C ₄ H ₄ Br ₂ O ₂ : d87		
C ₄ H ₄ ClN: c86		
C ₄ H ₄ Cl ₂ : c89, d211, d212		
C ₄ H ₄ Cl ₂ O: c87		
C ₄ H ₄ Cl ₂ O ₂ : m229		
C ₄ H ₄ Cl ₃ NSi: t250		

TABLE 1.14 Empirical Formula Index of Organic Compounds (Continued)

The alphanumeric designations are keyed to Table 1.15.

C ₄ H ₁₀ S: b470, b471, d398, i104, m394, m395, m396, m406	C ₅ H ₄ O ₂ : f44	C ₅ H ₉ Br: b313, b365
C ₄ H ₁₀ S ₂ : b468, d356	C ₅ H ₄ O ₂ S: t155	C ₅ H ₉ BrO ₂ : b364, e93, e94, m155
C ₄ H ₁₀ S ₃ : b209	C ₅ H ₄ O ₃ : c285, f54	C ₅ H ₉ Cl: c93
C ₄ H ₁₀ Zn: d405	C ₅ H ₅ ClN ₂ : a148	C ₅ H ₉ ClO: c206, d681, m186, p45, t75, t351
C ₄ H ₁₁ ClSi: c183	C ₅ H ₅ ClN ₂ O ₂ : c168	C ₅ H ₉ ClOS: c238
C ₄ H ₁₁ N: b453, b509, b510, b511, d323, d604, i66, m293	C ₅ H ₅ N: p257	C ₅ H ₉ ClO ₂ : b538, c237, e110, e111, i68, i107, m193
C ₄ H ₁₁ NO: a135, a164, a203, a216, d376, d539, e44, e67, m112	C ₅ H ₅ NO: h179, h180, h181, p271	C ₅ H ₉ N: d683, m185, p35
C ₄ H ₁₁ NO ₂ : a215, d297, d506	C ₅ H ₅ NO ₂ : d448, h183	C ₅ H ₉ NO: b565, b566, c400, d531, e53, e234, m419, m461
C ₄ H ₁₁ NO ₃ : t439	C ₅ H ₅ N ₂ O ₂ : a243	C ₅ H ₉ NO ₂ : d523, f39, m130, p187
C ₄ H ₁₁ OP: d390	C ₅ H ₅ N ₂ O ₃ : a158	C ₅ H ₉ NO ₄ : g12
C ₄ H ₁₁ O ₂ PS ₂ : d358	C ₅ H ₅ N ₃ : a61	C ₅ H ₁₀ : c396, m165a, m166, m167, p48, p49, p50
C ₄ H ₁₁ O ₃ P: d375	C ₅ H ₆ : c395, m174	C ₅ H ₁₀ Br ₂ : d117, d118
C ₄ H ₁₂ BrN: t93	C ₅ H ₆ BrClN ₂ O ₂ : b302	C ₅ H ₁₀ ClNO: d348
C ₄ H ₁₂ ClN: d324, t94	C ₅ H ₆ Br ₂ N ₂ O ₂ : d76	C ₅ H ₁₀ Cl ₂ : d209
C ₄ H ₁₂ Ge: t109	C ₅ H ₆ Cl ₂ NO ₂ : d220	C ₅ H ₁₀ Cl ₂ : d251
C ₄ H ₁₂ IN: t95	C ₅ H ₆ Cl ₂ O ₂ : g18	C ₅ H ₁₀ I ₂ : d453
C ₄ H ₁₂ N ₂ : b455, b560, b562, d41, d605, m391, m392	C ₅ H ₆ N ₂ : a275, a276, a277, g17, m408, v12	C ₅ H ₁₀ NO ₃ P: d293a
C ₄ H ₁₂ N ₂ O: a165	C ₅ H ₆ N ₂ O: a47, a193	C ₅ H ₁₀ N ₂ : d548
C ₄ H ₁₂ N ₂ S ₄ : b183	C ₅ H ₆ N ₂ OS: h140, h141	C ₅ H ₁₀ N ₂ O: d627
C ₄ H ₁₂ OSi: m119	C ₅ H ₆ O: m259	C ₅ H ₁₀ N ₂ O ₃ : g13
C ₄ H ₁₂ O ₂ Si: d502	C ₅ H ₆ OS: f48, m443	C ₅ H ₁₀ N ₂ O ₄ S ₂ : c412
C ₄ H ₁₂ O ₃ Si: m455	C ₅ H ₆ O ₂ : f50	C ₅ H ₁₀ O: a85, c398, d653, d677, e252, m165, m171, m172, m173, m180, m181, m429, p28, p42, p43, t83
C ₄ H ₁₂ Pb: t112	C ₅ H ₆ O ₃ : g15, h156	C ₅ H ₁₀ OS: m439
C ₄ H ₁₂ Si: t118	C ₅ H ₆ O ₄ : c284, m253	C ₅ H ₁₀ O ₂ : b557, c398, d521, d679, e252, h147, h164, i69, i99, m86, m182, m183, m184, m237, m290, m353, p38, p222, t71, t349
C ₄ H ₁₂ Sn: t121	C ₅ H ₆ O ₅ : b156	C ₅ H ₁₀ O ₃ S: e197, e222, m316, m431
C ₄ H ₁₃ N ₃ : d362	C ₅ H ₆ S: m441, m442	C ₅ H ₁₀ O ₃ : d349, d520, e194, m75, m282, m307
C ₄ H ₁₄ BN: b239	C ₅ H ₇ BN: b244	C ₅ H ₁₀ O ₄ : b201, m72
C ₄ H ₁₄ OSi ₂ : t106	C ₅ H ₇ BrO ₃ : e91	C ₅ H ₁₀ O ₅ : a300, r9, x8
C ₄ H ₁₆ O ₄ Si ₄ : t104	C ₅ H ₇ ClO ₃ : c205, d581	C ₅ H ₁₁ Br: b362, b363, b387, b388
	C ₅ H ₇ ClO ₅ : m189, m190, m195	C ₅ H ₁₁ BrO: b322
C ₅	C ₅ H ₇ N: m417, p51, p52	C ₅ H ₁₁ BrO ₂ : b320
	C ₅ H ₇ NO: e31, f51	C ₅ H ₁₁ Br ₂ O: b148
	C ₅ H ₇ NO ₂ : c324, e115	C ₅ H ₁₁ Br ₂ O ₂ : b150
	C ₅ H ₇ N ₃ : a224, d58	C ₅ H ₁₁ Cl: c109, c150, c169a, c170, c204a
	C ₅ H ₇ N ₃ O: a188	C ₅ H ₁₁ ClO: c110
	C ₅ H ₈ : c401, d424, m157, m178, p15, p16, p17, p18, p58	C ₅ H ₁₁ Cl ₂ N: b164
	C ₅ H ₈ Br ₂ O ₂ : e122	C ₅ H ₁₁ I: i47
	C ₅ H ₈ N ₂ : d626, d684, e191, p283	
	C ₅ H ₈ N ₂ O ₂ : d622	
	C ₅ H ₈ N ₄ O ₁₂ : p22	
	C ₅ H ₈ O: c399, c410, d364, e6, m179	
	C ₅ H ₈ O ₂ : a74, c334, d532, e60, g16, i95, m65, m168, m169, m170, m200, m225, m300, p33, p34, p207, v2, v3, v10, v14	
	C ₅ H ₈ O ₃ : e237, h121, m123, o63	
	C ₅ H ₈ O ₄ : d547, g14, m278	

TABLE 1.14 Empirical Formula Index of Organic Compounds (*Continued*)*The alphanumeric designations are keyed to Table 1.15.*

C ₅ H ₁₁ N: a85, c404, m418, p180	C ₆ Cl ₆ : h22	C ₆ H ₄ INO ₂ : i40, i41
C ₅ H ₁₁ NO: b558, d369, d678, m317, t72	C ₆ D ₆ : b11	C ₆ H ₄ I ₂ : d449
C ₅ H ₁₁ NO ₂ : a248, a249, b133, b532, e275, i92, m310a, v4	C ₆ D ₁₂ : c348	C ₆ H ₄ N ₂ : a267, c328, c329, c330
C ₅ H ₁₁ NO ₂ S: m42	C ₆ F ₆ : h41	C ₆ H ₄ N ₂ O ₂ : b43
C ₅ H ₁₁ NO ₃ : n58	C ₆ F ₁₄ : t42	C ₆ H ₄ N ₂ O ₄ : d711
C ₅ H ₁₁ NS ₂ : d357	C ₆ HBBr ₅ O: p4	C ₆ H ₄ N ₂ O ₅ : d720
C ₅ H ₁₁ O ₃ P: t391	C ₆ HCl ₄ NO ₂ : t39	C ₆ H ₄ N ₄ O ₆ : t402
C ₅ H ₁₂ : d673, m155, p29	C ₆ HCl ₅ O: p9	C ₆ H ₄ O ₂ : b58
C ₅ H ₁₂ Cl ₂ O ₂ Si: b162	C ₆ H ₂ BrFN ₂ O ₄ : b324	C ₆ H ₅ BO ₂ : c22
C ₅ H ₁₂ N ₂ : a261, m381, m382	C ₆ H ₂ Br ₄ : t14	C ₆ H ₅ Br: b262
C ₅ H ₁₂ N ₂ O: b608, d702, t122	C ₆ H ₂ Cl ₃ NO ₂ : t243	C ₆ H ₅ BrO: b392, b393, b394
C ₅ H ₁₂ N ₂ O ₂ : b533, o46	C ₆ H ₂ Cl ₄ : t32, t33	C ₆ H ₅ BrS: b428
C ₅ H ₁₂ N ₂ S: t119	C ₆ H ₃ Br ₂ F: d103, d104	C ₆ H ₅ Cl: c47
C ₅ H ₁₂ N ₂ S ₂ : p282	C ₆ H ₃ Br ₂ NO ₂ : d115	C ₆ H ₅ ClHg: p129
C ₅ H ₁₂ O: b572, d676, e254, m161, m162, m163, m164, p31, p32, p39, p40, p41	C ₆ H ₃ Br ₃ O: t211	C ₆ H ₅ ClN ₂ O ₂ : c188, c189, c190, c191
C ₅ H ₁₂ O ₂ : b504, d307, d518, d519, d675, i97, m64, p218	C ₆ H ₃ ClFNO ₂ : c141	C ₆ H ₅ ClN ₃ O ₄ : c113
C ₅ H ₁₂ O ₂ Si: d509, t395, v18	C ₆ H ₃ ClF ₂ : c99	C ₆ H ₅ ClN ₃ O ₄ : c113
C ₅ H ₁₂ O ₃ : m73, t340, t377, t440	C ₆ H ₃ ClN ₂ O ₄ : c114, c115	C ₆ H ₅ ClO: c208, c209, c210
C ₅ H ₁₂ O ₃ S: p36	C ₆ H ₃ ClN ₂ O ₄ S: d712	C ₆ H ₅ ClO ₂ : c102, c103, c244
C ₅ H ₁₂ O ₄ : p19	C ₆ H ₃ Cl ₂ NO ₂ : d245, d246, d247, d248	C ₆ H ₅ ClO ₂ S: b24
C ₅ H ₁₂ O ₅ : x7	C ₆ H ₃ Cl ₂ NO ₃ : d249	C ₆ H ₅ ClO ₃ S: c49
C ₅ H ₁₂ S: b577, e255, m159, m160, p37	C ₆ H ₃ Cl ₃ : t227, t228, t229	C ₆ H ₅ ClS: c252
C ₅ H ₁₂ Si: t401	C ₆ H ₃ Cl ₃ O: t244, t245	C ₆ H ₅ Cl ₂ N: d187, d188, d189, d190, d191, d192
C ₅ H ₁₃ CLOSi: c125	C ₆ H ₃ Cl ₃ O ₂ S: d201	C ₆ H ₅ Cl ₂ OP: p140
C ₅ H ₁₃ N: a246, a247, d380, d628, d682, m175, m176, p54	C ₆ H ₃ D ₃ : b9	C ₆ H ₅ Cl ₂ O ₃ P: p100
C ₅ H ₁₃ NO: a209, a250, d546, d547, e54, p224	C ₆ H ₃ FN ₂ O ₄ : d718	C ₆ H ₅ Cl ₂ P: d260
C ₅ H ₁₃ NOSi: t394	C ₆ H ₃ F ₂ NO ₂ : d410	C ₆ H ₅ Cl ₃ Si: p159
C ₅ H ₁₃ NO ₂ : a176, d508, d545, d607, m230	C ₆ H ₃ F ₃ : t303	C ₆ H ₅ F: f11
C ₅ H ₁₃ N ₃ : t110	C ₆ H ₃ N ₃ O ₆ : t403, t404	C ₆ H ₅ FN ₂ O ₂ : f22
C ₅ H ₁₄ ClN ₃ O: g5	C ₆ H ₃ N ₃ O ₇ : p174	C ₆ H ₅ FO: f28
C ₅ H ₁₄ N ₂ : d549, d674, p30, t105, t113	C ₆ H ₄ BrCl: b287, b288, b296	C ₆ H ₅ FO ₂ S: b25
C ₅ H ₁₄ N ₂ O: a150, a166	C ₆ H ₄ BrClO ₂ S: b264	C ₆ H ₅ I: b28, i23
C ₅ H ₁₄ O: b560, b561	C ₆ H ₄ BrF: b340, b341, b342	C ₆ H ₅ NO: n77, p261, p262, p263
C ₅ H ₁₄ OSi: e56	C ₆ H ₄ BrNO ₂ : b378	C ₆ H ₅ NOS: t148
C ₅ H ₁₅ NSi: d707	C ₆ H ₄ BrN ₃ O ₄ : b323	C ₆ H ₅ NO ₂ : n30, n82, p265, p266, p267
C ₅ H ₁₅ N ₃ : a175	C ₆ H ₄ Br ₂ : d79, d112	C ₆ H ₅ NO ₃ : h182, n59, n60
	C ₆ H ₄ Br ₂ N ₂ O ₂ : d114	C ₆ H ₅ NO ₄ : e288
	C ₆ H ₄ Br ₂ O: d119	C ₆ H ₅ N ₃ : b61
	C ₆ H ₄ Br ₃ N: t201	C ₆ H ₅ N ₃ O: h104
	C ₆ H ₄ ClF: c137, c138	C ₆ H ₅ N ₃ O ₄ : d710
	C ₆ H ₄ ClFO: c142	C ₆ H ₆ : b8
	C ₆ H ₄ ClI: c154	¹³ C ₆ H ₆ : b10
	C ₆ H ₄ CINO ₂ : c192, c193, c194	C ₆ H ₆ AsNO ₆ : h162
	C ₆ H ₄ CINO ₃ : c201	C ₆ H ₆ BrN: b256, b257, b258
	C ₆ H ₄ CINO ₄ S: n33	C ₆ H ₆ ClN: c38, c39, c40
	C ₆ H ₄ Cl ₂ : d198, d199, d200	C ₆ H ₆ CINO: a147, c162
	C ₆ H ₄ Cl ₂ N ₂ O ₂ : d244	C ₆ H ₆ CINO ₂ S: c48
	C ₆ H ₄ Cl ₂ O: d252, d253, d254, d255	C ₆ H ₆ Cl ₆ : h24
	C ₆ H ₄ Cl ₂ O ₂ S: c50	C ₆ H ₆ FN: f7, f8
	C ₆ H ₄ Cl ₃ N: t225, t226	C ₆ H ₆ F ₉ O ₃ P: t447
	C ₆ H ₄ FNO ₂ : f23	C ₆ H ₆ HgO: p130
	C ₆ H ₄ F ₂ : d406	
C ₆ BrD ₅ : b263		
C ₆ BrF ₅ : b386		
C ₆ Cl ₄ O ₂ : t34, t35		
C ₆ Cl ₅ NO ₂ : p8		
C ₆		

TABLE 1.14 Empirical Formula Index of Organic Compounds (*Continued*)*The alphanumeric designations are keyed to Table 1.15.*

C ₆ H ₆ IN: i22	C ₆ H ₉ BrO ₃ : b285	C ₆ H ₁₂ F ₃ NOSi: m457
C ₆ H ₆ NO ₆ : n20	C ₆ H ₉ ClO ₃ : e106, e107	C ₆ H ₁₂ NO ₃ P: d294
C ₆ H ₆ N ₂ O: e49, p259, p260, p264	C ₆ H ₉ F ₃ O ₂ : b605	C ₆ H ₁₂ N ₂ : d61, d325, t279
C ₆ H ₆ N ₂ O ₂ : n23, n24, n25	C ₆ H ₉ NO: o62, v17	C ₆ H ₁₂ N ₂ S: b183, t119
C ₆ H ₆ N ₂ O ₃ : a238, a239, a240, m94	C ₆ H ₉ NOS: m433	C ₆ H ₁₂ N ₂ S ₄ : t120
C ₆ H ₆ N ₄ O ₄ : d721, n53	C ₆ H ₉ NO ₂ : b540	C ₆ H ₁₂ N ₂ Si: t396
C ₆ H ₆ O: p65	C ₆ H ₉ NO ₃ : m78, n49	C ₆ H ₁₂ N ₂ Zn: d601
C ₆ H ₆ OS: a57, m443	C ₆ H ₉ N ₃ : a156	C ₆ H ₁₂ N ₄ : h49
C ₆ H ₆ O ₂ : a44, c21, d428, d429, d430, h86, m258, r2	C ₆ H ₉ N ₃ O ₂ : a157, c317, h83	C ₆ H ₁₂ O: a96, b609, c365, d572, e11, e98, h51, h70, h71, h76, i78, m367, m430
C ₆ H ₆ O ₂ S: b21, t152	C ₆ H ₁₀ : c368, d566, h39, h82, m356	C ₆ H ₁₂ O ₂ : b465, b501, b502, b503, c359, d576, d577, e99, e100, e192, e209, e213, h64, h150, i63, m235, m312, m362, m363, m456, p244, t84
C ₆ H ₆ O ₃ : b34, m259a, t317, t318	C ₆ H ₁₀ Br ₂ : d89	C ₆ H ₁₂ O ₃ : d525, e42, e179, e182, i116, p2, p237, t70
C ₆ H ₆ O ₃ S: b23	C ₆ H ₁₀ N ₂ : e211, i114, p181	C ₆ H ₁₂ O ₄ : e149
C ₆ H ₆ O ₄ : d529	C ₆ H ₁₀ N ₂ O ₂ : c361	C ₆ H ₁₂ O ₄ Si: d27
C ₆ H ₆ O ₆ : p206	C ₆ H ₁₀ N ₂ O ₄ : d338	C ₆ H ₁₂ O ₄ Si: f41, g1, g8, i19, m11, s6
C ₆ H ₆ S: t156	C ₆ H ₁₀ N ₂ O ₅ : a14	C ₆ H ₁₂ O ₅ : g6
C ₆ H ₇ AsO ₃ : b12	C ₆ H ₁₀ N ₄ : p27	C ₆ H ₁₂ S: c364
C ₆ H ₇ BO ₂ : b13	C ₆ H ₁₀ O: c366, c370, d31, d362, e12, h77, m224, m368, m370, m372	C ₆ H ₁₃ Br: b346
C ₆ H ₇ ClN ₃ : c216, c217	C ₆ H ₁₀ O ₂ : a91, c397, d422, e114, e119, e142, e199, h60, h69, h74, h75, m369	C ₆ H ₁₃ BrO ₂ : b317
C ₆ H ₇ N: a293, a294, m409, m410, m411	C ₆ H ₁₀ O ₃ : d501, e58, e143, h126, h177, m402, p214	C ₆ H ₁₃ Cl: c149
C ₆ H ₇ NO: a252, a253, a254, h155, m113, p273, p274	C ₆ H ₁₀ O ₄ : d385, d634, d691, e22, e137, h54, m276, m303	C ₆ H ₁₃ ClO: c150
C ₆ H ₇ NO ₂ : m414	C ₆ H ₁₀ O ₅ : t146	C ₆ H ₁₃ ClO ₂ : c96
C ₆ H ₇ NO ₂ S: b22	C ₆ H ₁₀ O ₆ : d794, e136	C ₆ H ₁₃ ClO ₃ : c124
C ₆ H ₇ NO ₃ S: a115, a116, a117, s25	C ₆ H ₁₀ O ₇ : d386	C ₆ H ₁₃ I: i36
C ₆ H ₇ NS: a287	C ₆ H ₁₀ O ₈ : d699, g7	C ₆ H ₁₃ N: c375, e202, h48, m383, m384, m385, m386
C ₆ H ₇ N ₃ O ₂ : n65, n66, n67	C ₆ H ₁₀ S: d34	C ₆ H ₁₃ NO: d314, d637, e223, h133, h152
C ₆ H ₇ O ₂ P: p138	C ₆ H ₁₁ Br: b311	C ₆ H ₁₃ NO ₂ : a182, a183, h127, i88, L5, L6, m233
C ₆ H ₇ O ₃ P: p139	C ₆ H ₁₁ BrO: b424	C ₆ H ₁₃ NO ₄ : b199
C ₆ H ₈ AsNO ₃ : a113	C ₆ H ₁₁ BrO ₂ : b279, b347, b529, e85, e86, e89	C ₆ H ₁₃ NO ₅ : t441
C ₆ H ₈ Br ₂ O ₂ : d107	C ₆ H ₁₁ BrO ₄ : d346	C ₆ H ₁₄ : d567, d568, h52, m357, m358
C ₆ H ₈ Br ₂ O: t205	C ₆ H ₁₁ Cl: c91	C ₆ H ₁₄ CIN: d328
C ₆ H ₈ ClN ₃ O ₄ S ₂ : a137	C ₆ H ₁₁ ClO: h72	C ₆ H ₁₄ Cl ₄ OSi ₂ : b175
C ₆ H ₈ Cl ₂ O ₂ : m228	C ₆ H ₁₁ ClO ₂ : b535, c82, e98	C ₆ H ₁₄ NO ₂ : b213
C ₆ H ₈ N ₂ : a218, a219, a220, a221, a222, a223, d284, m263, p104, p105, p106, p117	C ₆ H ₁₁ I: i28	C ₆ H ₁₄ N ₂ : a214, c354, d43, d44, d671, e245
C ₆ H ₈ N ₂ O: a204, o69	C ₆ H ₁₁ N: d30, h61, m361	C ₆ H ₁₄ N ₂ O: a172, h129
C ₆ H ₈ N ₂ O ₂ S: b26, s24	C ₆ H ₁₁ NO: c367, e260, f40, m388, o61, t379	C ₆ H ₁₄ N ₂ O ₂ : L13
C ₆ H ₈ N ₂ O ₃ : d561a	C ₆ H ₁₁ NO ₂ : e66	C ₆ H ₁₄ N ₄ O ₂ : a301
C ₆ H ₈ O: c371, d609, d620, h38	C ₆ H ₁₂ : c347, d572a, d573, d574, e95a, h73, m222	C ₆ H ₁₄ O: b554, d476, d570, d570a, d571, d786, e95, h66, h67, h68, m364, m365, m366
C ₆ H ₈ O ₂ : b451, c360, h40, m223	C ₆ H ₁₂ Br ₂ : d94, d106	C ₆ H ₁₄ O ₂ Si: a93
C ₆ H ₈ O ₃ : a36, a311, d599, f47	C ₆ H ₁₂ ClNO: c133	
C ₆ H ₈ O ₄ : d598, d608, d629, d630	C ₆ H ₁₂ Cl ₂ : d217, d219, d234	
C ₆ H ₈ O ₆ : a302, g11, i61	C ₆ H ₁₂ Cl ₂ O: b166	
C ₆ H ₈ O ₇ : c289	C ₆ H ₁₂ Cl ₂ O ₂ : b161, d169	
C ₆ H ₈ Br: b312	C ₆ H ₁₂ Cl ₃ O ₃ P: t437	
	C ₆ H ₁₂ Cl ₃ O ₄ P: t436	

TABLE 1.14 Empirical Formula Index of Organic Compounds (Continued)

The alphanumeric designations are keyed to Table 1.15.

C ₆ H ₁₄ O ₂ : b493, d303, d304, d569, e138, e219, h55, h56, h57, m82, m360, p220	C ₆ H ₁₈ O ₅ Si ₃ : h45 C ₆ H ₁₉ NOSi ₂ : b233 C ₆ H ₁₉ NSi ₂ : h46	C ₇ H ₅ NO ₃ : n26, n27 C ₇ H ₅ NO ₃ S: s1 C ₇ H ₅ NO ₄ : n35, n36, n37, p268, p269, p270 C ₇ H ₅ NO ₅ : h163 C ₇ H ₅ NS: b59, p125 C ₇ H ₅ NS ₂ : m17, m19 C ₇ H ₅ N ₃ O ₂ : a234, n34, n55 C ₇ H ₅ N ₃ O ₃ S: a236 C ₇ H ₅ N ₃ O ₆ : t405 C ₇ H ₆ BrClO: b300 C ₇ H ₆ BrNO ₂ : n44 C ₇ H ₆ BrNO ₃ : h156 C ₇ H ₆ Br ₂ : b271, d132 C ₇ H ₆ Br ₂ O: d111 C ₇ H ₆ ClF: c143, c144, f16 C ₇ H ₆ ClNO: c46 C ₇ H ₆ ClNO ₂ : a138, a139, c202, c203, n45 C ₇ H ₆ Cl ₂ : c69, c70, d273, d274, d275, d276 C ₇ H ₆ F ₃ N: a126, a127, a128, t310 C ₇ H ₆ FNO ₂ : f24 C ₇ H ₆ INO ₂ : a199 C ₇ H ₆ N ₂ : a121, a122, a123, b39 C ₇ H ₆ N ₂ O ₃ : n28, n29 C ₇ H ₆ N ₂ O ₄ : a233, d723, d724 C ₇ H ₆ N ₂ O ₅ : d715, d716 C ₇ H ₆ N ₂ S: a125 C ₇ H ₆ N ₄ O ₂ : t134 C ₇ H ₆ O: b3 C ₇ H ₆ OS: t139 C ₇ H ₆ O ₂ : b44, h94, h95, h96, m251 C ₇ H ₆ O ₂ S: m18 C ₇ H ₆ O ₃ : d427, f46, h99, h100, h101 C ₇ H ₆ O ₄ : d431, d432, d433, d434 C ₇ H ₆ O ₅ : t319 C ₇ H ₆ O ₆ S: s31 C ₇ H ₇ Br: b85, b429, b430, b431 C ₇ H ₇ BrO: b259, b260, b270, b357, b358, b359 C ₇ H ₇ BrS: b425 C ₇ H ₇ Cl: b90, c255, c256, c257 C ₇ H ₇ ClNaO ₂ S: c258 C ₇ H ₇ ClN ₄ O ₂ : c253 C ₇ H ₇ ClO: c66, c160, c176, c177 C ₇ H ₇ ClO ₂ S: t177 C ₇ H ₇ ClO ₃ S: m56
C ₆ H ₁₄ O ₂ S: d789 C ₆ H ₁₄ O ₃ : b204, b214, d305, d779, e41, e183, h63, h176, t321, t341 C ₆ H ₁₄ O ₄ : t280 C ₆ H ₁₄ O ₄ S: d788 C ₆ H ₁₄ O ₄ S ₂ : b459 C ₆ H ₁₄ O ₆ : d824, m10, s5 C ₆ H ₁₄ O ₆ S ₂ : b210 C ₆ H ₁₄ S: b557, h62 C ₆ H ₁₄ Si: a101 C ₆ H ₁₅ Al: t273 C ₆ H ₁₅ AlI: d322 C ₆ H ₁₅ AlO: d321 C ₆ H ₁₅ As: t276 C ₆ H ₁₅ B: t277 C ₆ H ₁₅ ClGe: c260 C ₆ H ₁₅ ClO ₃ Si: c240 C ₆ H ₁₅ ClSi: b551, c261 C ₆ H ₁₅ Ga: t286 C ₆ H ₁₅ In: t288 C ₆ H ₁₅ N: d468, d575, d777, e97, h81, m371, t274 C ₆ H ₁₅ NO: a184, a211, a212, b513, b553, d327, d364, i98 C ₆ H ₁₅ NO ₂ : d306, d540, e125 C ₆ H ₁₅ NO ₃ : t266 C ₆ H ₁₅ N ₃ : a174 C ₆ H ₁₅ O ₃ B: t268 C ₆ H ₁₅ O ₃ P: d480, t294 C ₆ H ₁₅ O ₃ PS: t298 C ₆ H ₁₅ O ₄ P: t292 C ₆ H ₁₅ P: t293 C ₆ H ₁₅ Sb: t275 C ₆ H ₁₆ Br ₂ OSi ₂ : b149 C ₆ H ₁₆ Cl ₂ OSi ₂ : b167 C ₆ H ₁₆ N ₂ : d367, h53, m359, t108 C ₆ H ₁₆ OSi: p221 C ₆ H ₁₆ O ₂ Si: d301 C ₆ H ₁₆ O ₃ SSi: m24 C ₆ H ₁₆ O ₃ Si: t269, t342 C ₆ H ₁₆ Si: t297 C ₆ H ₁₇ NO ₃ Si: a274, t344 C ₆ H ₁₇ N ₃ : i9 C ₆ H ₁₈ ClN ₃ Si: c268a C ₆ H ₁₈ N ₂ Si: b179 C ₆ H ₁₈ N ₃ OP: h50 C ₆ H ₁₈ N ₄ : t285, t434 C ₆ H ₁₈ OSi ₂ : h47	C ₇ H ₃ BrClF ₃ : b297 C ₇ H ₃ BrF ₃ NO: b380 C ₇ H ₃ ClF ₃ NO ₂ : c199, c200 C ₇ H ₃ ClN ₂ O ₅ : d714 C ₇ H ₃ Cl ₂ F ₃ : d206, d207 C ₇ H ₃ Cl ₂ NO: d259 C ₇ H ₃ Cl ₃ O: d208, d209 C ₇ H ₄ BrF ₃ : b268, b269 C ₇ H ₄ Br ₂ O: t15 C ₇ H ₄ CiFO: f14, f15 C ₇ H ₄ ClF ₃ : c60, c61, c62 C ₇ H ₄ CIN: c54, c55 C ₇ H ₄ CINO: c219, c220 C ₇ H ₄ CINO ₃ : n39, n40 C ₇ H ₄ CINO ₄ : c195, c196, c197 C ₇ H ₄ ClO: c64, c65, d194, d195 C ₇ H ₄ Cl ₂ O ₂ : d202, d203, d204 C ₇ H ₄ Cl ₃ F: t238 C ₇ H ₄ Cl ₄ : c58, c59 C ₇ H ₄ F ₂ NO ₂ : n86, n87 C ₇ H ₄ I ₂ O ₃ : h113 C ₇ H ₄ N ₂ O: n38 C ₇ H ₄ N ₂ O ₆ : d713 C ₇ H ₄ N ₂ O ₇ : d722, h114 C ₇ H ₄ O ₃ S: h105 C ₇ H ₄ O ₄ S: s27 C ₇ H ₅ BrO: b65 C ₇ H ₅ BrO ₂ : b266, b265 C ₇ H ₅ BrO ₃ : b419 C ₇ H ₅ ClF ₃ N: a142, a143 C ₇ H ₅ ClO: b66, c43, c44, c45 C ₇ H ₅ ClO ₂ : c51, c52, c53, p99 C ₇ H ₅ ClO ₃ : c207, c245, c246 C ₇ H ₅ Cl ₂ F: c139 C ₇ H ₅ Cl ₂ NO: d196, d197 C ₇ H ₅ Cl ₃ : t251, t252, t253, t254 C ₇ H ₅ FO: b68, f9, f10 C ₇ H ₅ FO ₂ : f12, f13 C ₇ H ₅ F ₂ : t311 C ₇ H ₅ F ₃ N ₂ O ₂ : a237 C ₇ H ₅ F ₃ O: t304 C ₇ H ₅ F ₄ N: a179 C ₇ H ₅ IO ₂ : i25 C ₇ H ₅ IO ₃ : i51 C ₇ H ₅ I ₂ NO ₂ : a154 C ₇ H ₅ N: b51 C ₇ H ₅ NO: b62, p124	

TABLE 1.14 Empirical Formula Index of Organic Compounds (*Continued*)*The alphanumeric designations are keyed to Table 1.15.*

C ₇ H ₇ ClS: c73	C ₇ H ₁₀ N ₂ O: o66	C ₇ H ₁₅ Br: b343, b344
C ₇ H ₇ Cl ₃ Si: b128	C ₇ H ₁₀ N ₂ O ₂ : e212, m242	C ₇ H ₁₅ Cl: c147
C ₇ H ₇ F: f27, f28, f29	C ₇ H ₁₀ N ₂ O ₂ S: t175	C ₇ H ₁₅ ClO ₂ : c97
C ₇ H ₇ FO: f19, f20	C ₇ H ₁₀ O: d294, m67, n108, t67	C ₇ H ₁₅ I: i34
C ₇ H ₇ FO ₂ S: t178	C ₇ H ₁₀ O ₂ : a40, c402	C ₇ H ₁₅ N: c362, d672, e247, e248, m218, m219, m220
C ₇ H ₇ I: i53, i54, i55	C ₇ H ₁₀ O ₃ : e17, e144, m354, t367	C ₇ H ₁₅ NO: e186, h131, h134, m387, p182, p183
C ₇ H ₇ N: v15, v16	C ₇ H ₁₀ O ₄ : d29, d596, p208	C ₇ H ₁₅ NO ₂ : p286
C ₇ H ₇ NO: a53, a54, a55, b4, f35	C ₇ H ₁₀ O ₅ : d528	C ₇ H ₁₅ NO ₃ : m467
C ₇ H ₇ NO ₂ : a118, a119, a120, h97, h98, m412, m413, n83, n84, n85	C ₇ H ₁₁ Br: b383	C ₇ H ₁₅ O ₅ P: t296
C ₇ H ₇ NO ₃ : a280, a281, m92, m339, m340, n41, n42, n43	C ₇ H ₁₁ BrO ₄ : d346	C ₇ H ₁₆ : d654, e238, h6, t361
C ₇ H ₇ NO ₄ S: c17	C ₇ H ₁₁ ClO: c351	C ₇ H ₁₆ BrNO ₂ : a38
C ₇ H ₇ N ₃ : a197, a198	C ₇ H ₁₁ N: c350	C ₇ H ₁₆ ClNO ₂ : a39
C ₇ H ₈ : b134, c344, t166	C ₇ H ₁₁ NO: c381, h112	C ₇ H ₁₆ N ₂ : a210, a271, m308, t392
C ₇ H ₈ BrN: b360	C ₇ H ₁₁ NO ₂ : a52, b539	C ₇ H ₁₆ N ₂ S: d482
C ₇ H ₈ CIN: c37, c67, c68, c163, c164, c165, c166, c167	C ₇ H ₁₁ NO ₃ : m83	C ₇ H ₁₆ O: d657, h10, h11, h12, t362
C ₇ H ₈ CINO: c158, c159	C ₇ H ₁₁ NO ₄ : a45	C ₇ H ₁₆ O ₂ : b498, b499, d311, d393, m405
C ₇ H ₈ CINO ₂ : c19	C ₇ H ₁₁ NS: c382	C ₇ H ₁₆ O ₂ Si: d310
C ₇ H ₈ CINO ₂ S: c248	C ₇ H ₁₂ : c345, h20, m215, m216, n107	C ₇ H ₁₆ O ₃ : d784, t290
C ₇ H ₈ Cl ₂ Si: d239	C ₇ H ₁₂ N ₂ O: m464	C ₇ H ₁₆ O ₄ : t92, t284
C ₇ H ₈ N ₂ : h102	C ₇ H ₁₂ O: b506, c348, c352, c369, m212, m213, m214	C ₇ H ₁₆ S: h8
C ₇ H ₈ N ₂ O: a112, b71, p167	C ₇ H ₁₂ O ₂ : a80, b507a, b508, c353, d420, e126, i65	C ₇ H ₁₇ N: h19, m272
C ₇ H ₈ N ₂ O ₂ : d40, h149, h170, m326, m327, m328, m329, m330, m415	C ₇ H ₁₂ O ₃ : e43, e201, e226, h178, t73	C ₇ H ₁₇ NO: b500, d332, d333
C ₈ H ₈ N ₂ O ₃ : m89, m90, m91	C ₇ H ₁₂ O ₄ : d378, d379, d636, d656, h7, m76, m277, t125	C ₇ H ₁₇ NO ₂ : b515, d331
C ₇ H ₈ N ₂ S: p158	C ₇ H ₁₂ O ₆ Si: m448	C ₇ H ₁₇ NO ₃ : m261
C ₇ H ₈ N ₄ O ₂ : t133	C ₇ H ₁₃ Br: b310, b367	C ₇ H ₁₈ N ₂ : d334, d392, t116
C ₇ H ₈ O: b78, c303, c304, c305, m55	C ₇ H ₁₃ BrO ₂ : b390, e92	C ₇ H ₁₈ N ₂ O: b180
C ₇ H ₈ O ₂ : d438, h106, m97, m98, m99, m280	C ₇ H ₁₃ ClO: h17	C ₇ H ₁₈ N ₂ O ₂ : a270
C ₇ H ₈ O ₂ S: t172	C ₇ H ₁₃ N: a245	C ₇ H ₁₈ N ₂ O ₄ Si: t348
C ₇ H ₈ O ₃ : e155, f49, m314	C ₇ H ₁₃ NO: a307, b507, c380	C ₇ H ₁₈ O ₂ Si: b607
C ₇ H ₈ O ₃ S: m139, t176	C ₇ H ₁₃ NO ₂ : d541	C ₇ H ₁₈ O ₃ Si: b606, i77, m451
C ₇ H ₈ S: b106, m379, t142	C ₇ H ₁₃ NO ₃ : d418	C ₇ H ₁₉ NOSi ₂ : b232
C ₇ H ₉ BrO ₂ : e84	C ₇ H ₁₄ : c341, e118a, h18, h18a, h18b, m202	C ₇ H ₁₉ NSi: d404
C ₇ H ₉ N: b79, d685, d686, d687, d688, d689, e256, e257, e258, m134, t180, t181, t182	C ₇ H ₁₄ CIN: c134	C ₇ H ₁₉ N ₃ : d52
C ₇ H ₉ NO: a213, b101, h132, m48, m49, m50	C ₇ H ₁₄ N ₂ : d475	C ₇ H ₂₀ N ₂ OSi ₂ : b236
C ₇ H ₉ NO ₂ : d524	C ₇ H ₁₄ N ₂ O: a272	C ₇ H ₂₂ O ₄ Si ₃ : h5
C ₇ H ₉ NO ₂ S: t173, t174	C ₇ H ₁₄ N ₂ O ₂ : e246	
C ₇ H ₉ NO ₃ S: a205, a206, a288	C ₇ H ₁₄ O: c342, c384, d655, d658, h3, h14, h15, h16, m205, m206, m207, m208, m209, m210, m211, m271	C ₈
C ₇ H ₉ NS: m436	C ₇ H ₁₄ O ₂ : b559, b593, b594, d312, e128, e207, e208, e239, h9, i74, i91, i106, m270, p53, p228	C ₈ Br ₄ O ₃ : t17
C ₇ H ₁₀ : b135	C ₇ H ₁₄ O ₃ : b567, e130, e151	C ₈ Cl ₄ O ₃ : t40
C ₇ H ₁₀ CIN ₃ O: g4	C ₇ H ₁₄ O ₆ : m262	C ₈ D ₁₀ : e73
C ₇ H ₁₀ N ₂ : a177, a178, d59, d60, d287, d551, t167, t168, t169, t170		C ₈ F ₁₈ O ₂ S: p59
		C ₈ HCl ₄ NO ₂ : t39
		C ₈ H ₃ NO ₃ : n72
		C ₈ H ₄ BrNO ₂ : b348
		C ₈ H ₄ Cl ₂ O ₂ : b15, b16, p172
		C ₈ H ₄ Cl ₂ O ₄ : d261
		C ₈ H ₄ Cl ₆ : b225
		C ₈ H ₄ F ₆ : b229
		C ₈ H ₄ N ₂ : d282, d283

TABLE 1.14 Empirical Formula Index of Organic Compounds (*Continued*)*The alphanumeric designations are keyed to Table 1.15.*

C ₈ H ₄ N ₂ O ₂ : p107	C ₈ H ₈ Br ₂ : d98, d134, d135	C ₈ H ₁₀ O ₃ S: e75, m447
C ₈ H ₄ O ₃ : p169	C ₈ H ₈ CINO: c25, c26, c26a	C ₈ H ₁₀ O ₄ : d668, d669, d670
C ₈ H ₅ BrN: b272	C ₈ H ₈ CINO ₃ : a146	C ₈ H ₁₀ O ₈ : b469
C ₈ H ₅ ClO ₂ : c224	C ₈ H ₈ CINO ₃ S: a10	C ₈ H ₁₀ S: b110
C ₈ H ₅ Cl ₃ O: t223	C ₈ H ₈ Cl ₂ : d277, d278, d279	C ₈ H ₁₁ N: b108, d553, d554, d555, d556, d557, d558, d559, e68, e69, e70, e220,
C ₈ H ₅ Cl ₃ O ₃ : t246	C ₈ H ₈ HgO: p128	i130, m151, m152, p112, t393
C ₈ H ₅ D ₃ O: a32	C ₈ H ₈ N ₂ : a255, m140	C ₈ H ₁₁ NO: a173, a251, a256, a257, a295, d544, e32, h122, m62, m80, m81, p101, p275, p276
C ₈ H ₅ F ₃ O ₂ S: t132	C ₈ H ₈ O: a31, e9, m138, p77, s12	C ₈ H ₁₁ NO ₂ : d488, d489, d490
C ₈ H ₅ F ₆ N: b228	C ₈ H ₈ OS: m437	C ₈ H ₁₁ NO ₂ S: m446
C ₈ H ₅ NO: b67	C ₈ H ₈ O ₂ : b41, b99, h91, h92, h93, m51, m52, m53, m141, m142, m143, m144, p80, p81	C ₈ H ₁₁ NO ₃ : e150
C ₈ H ₅ NO ₂ : i17, p171	C ₈ H ₈ O ₂ S: p156, t157	C ₈ H ₁₂ : c387, c388, v9
C ₈ H ₅ NO ₃ : h171, i60	C ₈ H ₈ O ₃ : d425, h142, h165, m8, m57, m58, m59, m281, m424, p68, r4, t81	C ₈ H ₁₂ N ₂ : d288, d665, t117, x9
C ₈ H ₅ NO ₆ : n31, n32, n70, n71	C ₈ H ₈ O ₄ : d25, h143	C ₈ H ₁₂ N ₂ O ₂ : d461
C ₈ H ₆ : p84	C ₈ H ₈ O ₄ S: a33	C ₈ H ₁₂ N ₂ O ₃ : d339
C ₈ H ₆ BrClO: b286	C ₈ H ₈ O ₅ : m454	C ₈ H ₁₂ N ₄ : a313
C ₈ H ₆ BrN: b397	C ₈ H ₉ Br: b334a, b335, b443, b444, b445, b446	C ₈ H ₁₂ O: e278
C ₈ H ₆ Br ₂ O: d78	C ₈ H ₉ BrO: b321, b338, b361	C ₈ H ₁₂ O ₂ : d589, e262, n109
C ₈ H ₆ Br ₄ : t18, t19, t20	C ₈ H ₉ BrO ₂ : b318	C ₈ H ₁₂ O ₃ : e135, t74
C ₈ H ₆ CIN: c71, c72, c215	C ₈ H ₉ Cl: c127, c128, c269, c270, c271, c272, c273	C ₈ H ₁₂ O ₄ : c355, d28, d370, d377, m36
C ₈ H ₆ CINO ₃ : c187	C ₈ H ₉ ClO: c108, c218	C ₈ H ₁₂ O ₅ : d530
C ₈ H ₆ Cl ₂ O: c168, d185	C ₈ H ₉ ClO ₂ : c104	C ₈ H ₁₂ O ₆ Si: t194
C ₈ H ₆ Cl ₃ O ₃ : d256	C ₈ H ₉ N: b104, i18	C ₈ H ₁₃ N: e238
C ₈ H ₆ N ₂ : q4	C ₈ H ₉ NO: a18, a105, a106, a107, b98, m256	C ₈ H ₁₃ NO ₄ : m342
C ₈ H ₆ N ₂ O: q5	C ₈ H ₉ NO ₂ : a15, a16, a17, a207, a208, b89, d638, d639, d640, d641, e226, e259, m54, m129, p114, t77	C ₈ H ₁₄ : c393, o19, o49, v8
C ₈ H ₆ N ₂ O ₂ : n64	C ₈ H ₉ NO ₂ : a15, a16, a17, a207, a208, b89, d638, d639, d640, d641, e226, e259, m54, m129, p114, t77	C ₈ H ₁₄ N ₂ : p185, p281
C ₈ H ₆ O: b42	C ₈ H ₉ NO ₃ : a202, h167, h168, m95	C ₈ H ₁₄ NO ₄ : d472
C ₈ H ₆ O ₂ : b14, p170, t6	C ₈ H ₉ NO ₄ : d511	C ₈ H ₁₄ O: b576, c392, d592, d621, m217, m269, o50
C ₈ H ₆ O ₃ : b69, f37, m250	C ₈ H ₉ NO ₄ S: m133	C ₈ H ₁₄ O ₂ : b464, b570, c373, c374, c405, d620, h78, t71, m203, n31
C ₈ H ₆ O ₄ : b17, b18, p168	C ₈ H ₁₀ : e74, x4, x5, x6	C ₈ H ₁₄ O ₃ : b505, b615, e45, e101, i64, i82
C ₈ H ₆ S: b60	C ₈ H ₁₀ CIN: c107	C ₈ H ₁₄ O ₄ : b197, b460, d381, d396, d617, e139, e177, o25
C ₈ H ₇ Br: b420	C ₈ H ₁₀ N ₂ O: d642	C ₈ H ₁₄ O ₄ S: d703
C ₈ H ₇ BrO: b251, b253	C ₈ H ₁₀ N ₂ O ₃ : m85	C ₈ H ₁₄ O ₅ S ₂ : d793
C ₈ H ₇ BrO ₂ : b356, b396	C ₈ H ₁₀ N ₂ O ₃ S: m343	C ₈ H ₁₄ O ₆ : d400, d401
C ₈ H ₇ BrO ₃ : b355	C ₈ H ₁₀ N ₄ O ₂ : c1, d286	C ₈ H ₁₅ BrO ₂ : e88
C ₈ H ₇ ClO: c31, c32, c33, p83, t187, t188, t189	C ₈ H ₁₀ O: b136, d659, d660, d661, d662, d663, d664, e36, e240, e241, e242, m116, m117, m118, m149, m150, p109, p110	C ₈ H ₁₅ ClO: e163, o39
C ₈ H ₇ ClO ₂ : b91, c214, m60, m191, m192, p69	C ₈ H ₁₀ O ₂ : b19, d493, d494, d495, e51, m61, m84, p72, p108	C ₈ H ₁₅ N: n28
C ₈ H ₇ ClO ₃ : c161, c211	C ₈ H ₁₀ O ₃ : c308, c356, d512, h118, h145, m30, m234	C ₈ H ₁₅ NO: p243
C ₈ H ₇ FO: f6		C ₈ H ₁₅ NO ₂ : d543, e249, e250, p184
C ₈ H ₇ N: i15, p82, t183, t184, t185		C ₈ H ₁₆ : c389, d585, d586, d587, d587a, d588, e117, o40, t384
C ₈ H ₇ NO: m9, m147, t192		C ₈ H ₁₆ Br ₂ : d116
C ₈ H ₇ NS ₂ : m438		C ₈ H ₁₆ N ₂ O ₄ S: h130
C ₈ H ₇ NO ₃ : n21, n22		
C ₈ H ₇ NO ₃ S: t179		
C ₈ H ₇ NO ₄ : a114, m331, m332, m333, m334, m335, m336, m337, n61, n62, n63		
C ₈ H ₇ NO ₅ : m93		
C ₈ H ₇ NS: b126, m146		
C ₈ H ₇ N ₃ O ₂ : a151		
C ₈ H ₈ : s11		
C ₈ H ₈ BrNO: b248		

TABLE 1.14 Empirical Formula Index of Organic Compounds (*Continued*)*The alphanumeric designations are keyed to Table 1.15.*

C ₈ H ₁₆ O: c378, c391, d500, d590, d591, e118, e158, m268, o36, o37, o38, o43	C ₈ H ₂₀ O ₃ Si: e270 C ₈ H ₂₀ O ₄ Si: t48 C ₈ H ₂₀ O ₄ Ti: t163 C ₈ H ₂₀ Pb: t59 C ₈ H ₂₀ Si: t60 C ₈ H ₂₀ Sn: t63 C ₈ H ₂₁ NOSi ₂ : b230 C ₈ H ₂₁ NO ₂ Si: a269, d308 C ₈ H ₂₂ B: b241 C ₈ H ₂₂ N ₃ O ₃ Si: a166, t346 C ₈ H ₂₂ N ₄ : b145 C ₈ H ₂₂ O ₂ Si ₂ : b234 C ₈ H ₂₃ N ₅ : t56 C ₈ H ₂₄ Cl ₂ O ₃ Si ₄ : d250 C ₈ H ₂₄ O ₂ Si ₂ : o22 C ₈ H ₂₄ O ₄ Si ₄ : o21 C ₈ H ₃₅ N: d728	C ₉ H ₉ Cl: v7 C ₉ H ₉ ClO: c234 C ₉ H ₉ ClO ₂ : c213, d498 C ₉ H ₉ N: d564, m287 C ₉ H ₉ NO: m103, m104, p134 C ₉ H ₉ NO ₂ : a9 C ₉ H ₉ NO ₃ : a11, a12, b70 C ₉ H ₉ NO ₄ : e227 C ₉ H ₉ N ₃ O: a260 C ₉ H ₉ N ₃ O ₂ S ₂ : t137 C ₉ H ₉ N ₅ : d53 C ₉ H ₁₀ : a78, i10, m425, m426 C ₉ H ₁₀ BF ₂ : d109 C ₉ H ₁₀ F ₃ NO ₂ : m135 C ₉ H ₁₀ N: a196, a197 C ₉ H ₁₀ N ₂ : a296, p121 C ₉ H ₁₀ N ₂ O: p151 C ₉ H ₁₀ N ₂ O ₂ : p85 C ₉ H ₁₀ N ₂ O ₃ : a129 C ₉ H ₁₀ O: a94, a95, c282, e14, e72, i11, m124, p147, p148, p149, p209, p217 C ₉ H ₁₀ O ₂ : b63, b76, d563, e33, e34, e76, h174, h175, m44, m45, m46, m309, m310, m311, m375, p103, p150, t190 C ₉ H ₁₀ O ₃ : d491, d492, e37, e38, e46, e55, e178, e261, f52, m101, m283, m297, m304, m305, p74 C ₉ H ₁₀ O ₄ : d496, d492, h135, m292 C ₉ H ₁₁ Br: b350, b353, b399, b435, b436 C ₉ H ₁₁ BrO: b413, p75 C ₉ H ₁₁ Cl: c222 C ₉ H ₁₁ ClO ₃ S: c135 C ₉ H ₁₁ N: a77, c333, m288, t78, t86 C ₉ H ₁₁ NO: d536, d562, m121, m374, m445 C ₉ H ₁₁ NO ₂ : d537, d538, e35, e64, e65, i126, p86 C ₉ H ₁₁ NO ₃ : t455 C ₉ H ₁₂ : e190, i103, p225, t357, t358, t359, v13 C ₉ H ₁₂ N ₂ O ₄ : a241 C ₉ H ₁₂ N ₂ O ₆ : u18 C ₉ H ₁₂ N ₃ O: b111 C ₉ H ₁₂ O: b98, d632, d633, i127, i128, i129, m373, p145, p146, p240, t385, t386, t387 C ₉ H ₁₂ O ₂ : b115, c316, c358, e48, p73, p148, t365, t374
C ₈ H ₁₆ O ₂ : b531, c357, c390, e160, e161, h79, i70, m266, o30, p239	C ₈ H ₂₀ Si: t60 C ₈ H ₂₀ Sn: t63 C ₈ H ₂₁ NOSi ₂ : b230 C ₈ H ₂₁ NO ₂ Si: a269, d308 C ₈ H ₂₂ B: b241 C ₈ H ₂₂ N ₃ O ₃ Si: a166, t346 C ₈ H ₂₂ N ₄ : b145 C ₈ H ₂₂ O ₂ Si ₂ : b234 C ₈ H ₂₃ N ₅ : t56 C ₈ H ₂₄ Cl ₂ O ₃ Si ₄ : d250 C ₈ H ₂₄ O ₂ Si ₂ : o22 C ₈ H ₂₄ O ₄ Si ₄ : o21 C ₈ H ₃₅ N: d728	C ₉ H ₉ Cl: v7 C ₉ H ₉ ClO: c234 C ₉ H ₉ ClO ₂ : c213, d498 C ₉ H ₉ N: d564, m287 C ₉ H ₉ NO: m103, m104, p134 C ₉ H ₉ NO ₂ : a9 C ₉ H ₉ NO ₃ : a11, a12, b70 C ₉ H ₉ NO ₄ : e227 C ₉ H ₉ N ₃ O: a260 C ₉ H ₉ N ₃ O ₂ S ₂ : t137 C ₉ H ₉ N ₅ : d53 C ₉ H ₁₀ : a78, i10, m425, m426 C ₉ H ₁₀ BF ₂ : d109 C ₉ H ₁₀ F ₃ NO ₂ : m135 C ₉ H ₁₀ N: a196, a197 C ₉ H ₁₀ N ₂ : a296, p121 C ₉ H ₁₀ N ₂ O: p151 C ₉ H ₁₀ N ₂ O ₂ : p85 C ₉ H ₁₀ N ₂ O ₃ : a129 C ₉ H ₁₀ O: a94, a95, c282, e14, e72, i11, m124, p147, p148, p149, p209, p217 C ₉ H ₁₀ O ₂ : b63, b76, d563, e33, e34, e76, h174, h175, m44, m45, m46, m309, m310, m311, m375, p103, p150, t190 C ₉ H ₁₀ O ₃ : d491, d492, e37, e38, e46, e55, e178, e261, f52, m101, m283, m297, m304, m305, p74 C ₉ H ₁₀ O ₄ : d496, d492, h135, m292 C ₉ H ₁₁ Br: b350, b353, b399, b435, b436 C ₉ H ₁₁ BrO: b413, p75 C ₉ H ₁₁ Cl: c222 C ₉ H ₁₁ ClO ₃ S: c135 C ₉ H ₁₁ N: a77, c333, m288, t78, t86 C ₉ H ₁₁ NO: d536, d562, m121, m374, m445 C ₉ H ₁₁ NO ₂ : d537, d538, e35, e64, e65, i126, p86 C ₉ H ₁₁ NO ₃ : t455 C ₉ H ₁₂ : e190, i103, p225, t357, t358, t359, v13 C ₉ H ₁₂ N ₂ O ₄ : a241 C ₉ H ₁₂ N ₂ O ₆ : u18 C ₉ H ₁₂ N ₃ O: b111 C ₉ H ₁₂ O: b98, d632, d633, i127, i128, i129, m373, p145, p146, p240, t385, t386, t387 C ₉ H ₁₂ O ₂ : b115, c316, c358, e48, p73, p148, t365, t374
C ₈ H ₁₆ O ₃ : b497, e181 C ₈ H ₁₆ O ₄ : c313, e37, t124 C ₈ H ₁₇ Br: b385 C ₈ H ₁₇ Cl: c204 C ₈ H ₁₇ Cl ₃ Si: o48 C ₈ H ₁₇ I: i44 C ₈ H ₁₇ N: b597, c394, d593, d594 C ₈ H ₁₇ NO ₂ : e173 C ₈ H ₁₇ O ₃ P: t295 C ₈ H ₁₈ : d616a, e158a e214, e215, o23, t100, t380, t381, t382 C ₈ H ₁₈ AlCl: d455 C ₈ H ₁₈ ClNO ₂ : a49 C ₈ H ₁₈ Cl ₂ Sn: d177 C ₈ H ₁₈ F ₃ NOSi ₂ : b235 C ₈ H ₁₈ N ₂ : c349 C ₈ H ₁₈ N ₂ O ₄ S: h130 C ₈ H ₁₈ N ₂ O ₆ S ₂ : p179 C ₈ H ₁₈ O: d148, d458, e162, m267, o32, o33, o34, o35, o66a C ₈ H ₁₈ OSi ₂ : d799 C ₈ H ₁₈ OSn: d180 C ₈ H ₁₈ O ₂ : b494, d159, d618, e159, o26, o27, t383 C ₈ H ₁₈ O ₂ S: d173 C ₈ H ₁₈ O ₃ : b186, b495, t289 C ₈ H ₁₈ O ₃ S: d172 C ₈ H ₁₈ O ₃ Si: t272 C ₈ H ₁₈ O ₄ : b211, t282 C ₈ H ₁₈ O ₄ S: d169 C ₈ H ₁₈ O ₅ : t51 C ₈ H ₁₈ S: d170, d171, o29 C ₈ H ₁₈ S ₂ : b154, b155, d146, d147 C ₈ H ₁₈ Si ₂ : b231 C ₈ H ₁₉ Al: d456 C ₈ H ₁₉ N: d139, d140, d457, d477, d619, e166, o44, t103 C ₈ H ₁₉ NO: d413 C ₈ H ₁₉ NO ₂ : b549, d299, d300 C ₈ H ₁₉ O ₃ P: d164 C ₈ H ₂₀ BrN: t49 C ₈ H ₂₀ ClN: t50 C ₈ H ₂₀ Ge: t58 C ₈ H ₂₀ N ₂ : o24, t101, t102 C ₈ H ₂₀ N ₂ O ₂ S: t61	C ₉ H ₂ Cl ₆ O ₃ : h28 C ₉ H ₃ Cl ₃ O ₅ : b33 C ₉ H ₄ O ₅ : b32 C ₉ H ₅ BrClNO: b304 C ₉ H ₅ Br ₂ NO: d108 C ₉ H ₅ ClNO: c152 C ₉ H ₆ Cl ₂ N: d270 C ₉ H ₆ BrN: b418 C ₉ H ₆ ClNO: c153 C ₉ H ₆ INO ₂ S: h137 C ₉ H ₆ N ₂ O ₂ : t171 C ₉ H ₆ O ₂ : b55, c292 C ₉ H ₆ O ₃ : h111 C ₉ H ₆ O ₄ : i13 C ₉ H ₆ O ₆ : b29, b30, b31 C ₉ H ₇ BrO: b309 C ₉ H ₇ ClO: c280 C ₉ H ₇ ClO ₂ : c90 C ₉ H ₇ N: i133, q3 C ₉ H ₇ NO: h184 C ₉ H ₇ NO ₃ : h151, m289 C ₉ H ₇ NO ₄ : n50 C ₉ H ₇ NO ₄ S: h185 C ₉ H ₇ N ₃ O ₄ S ₂ : a242 C ₉ H ₈ : i14 C ₉ H ₈ Cl ₂ O ₃ : d258 C ₉ H ₈ N ₂ : m423, p120 C ₉ H ₈ N ₂ O ₆ : e129 C ₉ H ₈ O: c278, i12 C ₉ H ₈ O ₂ : c279, d417, v6 C ₉ H ₈ O ₃ : h109 C ₉ H ₈ O ₃ S: p247 C ₉ H ₈ O ₄ : p127 C ₉ H ₉ BrO: b412 C ₉ H ₉ BrO ₂ : b86	C ₉ H ₉ Cl: v7 C ₉ H ₉ ClO: c234 C ₉ H ₉ ClO ₂ : c213, d498 C ₉ H ₉ N: d564, m287 C ₉ H ₉ NO: m103, m104, p134 C ₉ H ₉ NO ₂ : a9 C ₉ H ₉ NO ₃ : a11, a12, b70 C ₉ H ₉ NO ₄ : e227 C ₉ H ₉ N ₃ O: a260 C ₉ H ₉ N ₃ O ₂ S ₂ : t137 C ₉ H ₉ N ₅ : d53 C ₉ H ₁₀ : a78, i10, m425, m426 C ₉ H ₁₀ BF ₂ : d109 C ₉ H ₁₀ F ₃ NO ₂ : m135 C ₉ H ₁₀ N: a196, a197 C ₉ H ₁₀ N ₂ : a296, p121 C ₉ H ₁₀ N ₂ O: p151 C ₉ H ₁₀ N ₂ O ₂ : p85 C ₉ H ₁₀ N ₂ O ₃ : a129 C ₉ H ₁₀ O: a94, a95, c282, e14, e72, i11, m124, p147, p148, p149, p209, p217 C ₉ H ₁₀ O ₂ : b63, b76, d563, e33, e34, e76, h174, h175, m44, m45, m46, m309, m310, m311, m375, p103, p150, t190 C ₉ H ₁₀ O ₃ : d491, d492, e37, e38, e46, e55, e178, e261, f52, m101, m283, m297, m304, m305, p74 C ₉ H ₁₀ O ₄ : d496, d492, h135, m292 C ₉ H ₁₁ Br: b350, b353, b399, b435, b436 C ₉ H ₁₁ BrO: b413, p75 C ₉ H ₁₁ Cl: c222 C ₉ H ₁₁ ClO ₃ S: c135 C ₉ H ₁₁ N: a77, c333, m288, t78, t86 C ₉ H ₁₁ NO: d536, d562, m121, m374, m445 C ₉ H ₁₁ NO ₂ : d537, d538, e35, e64, e65, i126, p86 C ₉ H ₁₁ NO ₃ : t455 C ₉ H ₁₂ : e190, i103, p225, t357, t358, t359, v13 C ₉ H ₁₂ N ₂ O ₄ : a241 C ₉ H ₁₂ N ₂ O ₆ : u18 C ₉ H ₁₂ N ₃ O: b111 C ₉ H ₁₂ O: b98, d632, d633, i127, i128, i129, m373, p145, p146, p240, t385, t386, t387 C ₉ H ₁₂ O ₂ : b115, c316, c358, e48, p73, p148, t365, t374
	C ₉	

TABLE 1.14 Empirical Formula Index of Organic Compounds (Continued)

The alphanumeric designations are keyed to Table 1.15.

C ₉ H ₁₂ O ₃ : d499, m204, t332, t333, t334	C ₉ H ₂₀ : d386a, d613a, e210a, n90, t370a	C ₁₀ H ₈ O ₃ S: n6, n7
C ₉ H ₁₂ O ₃ S: e263	C ₉ H ₂₀ Cl ₂ Si: d238	C ₁₀ H ₈ O ₄ : d443, d444
C ₉ H ₁₂ S: p144	C ₉ H ₂₀ N ₂ : a136, a290	C ₁₀ H ₉ N: a228, a229, m420, m421, m422, n17
C ₉ H ₁₃ N: b595, d565, d706, e80, e203, e264 e265, e266, i101, t355	C ₉ H ₂₀ N ₂ S: d136	C ₁₀ H ₉ NO: a51, a232
C ₉ H ₁₃ NO: b80, m96, n110	C ₉ H ₂₀ O: d615, n98, t371	C ₁₀ H ₉ NO ₂ : i16
C ₉ H ₁₃ NO ₂ : a258, b596	C ₉ H ₂₀ O ₂ : b556, n94	C ₁₀ H ₉ NO ₃ : h128
C ₉ H ₁₃ N ₂ : t191	C ₉ H ₂₀ O ₂ Si: c377	C ₁₀ H ₉ NO ₃ S: a230
C ₉ H ₁₄ BrN: p162	C ₉ H ₂₀ O ₃ : d783, t291	C ₁₀ H ₉ NO ₄ S: a189, a190, a191, a192
C ₉ H ₁₄ Br ₃ N: p165	C ₉ H ₂₀ O ₃ Si: a99	C ₁₀ H ₉ NO ₆ : d643
C ₉ H ₁₄ ClN: p163	C ₉ H ₂₀ O ₄ : t430	C ₁₀ H ₁₀ : d423
C ₉ H ₁₄ IN: p164	C ₉ H ₂₁ Al: t428	C ₁₀ H ₁₀ BrClO: b299
C ₉ H ₁₄ N ₂ : n92, t388	C ₉ H ₂₁ BO ₃ : t427, t326	C ₁₀ H ₁₀ ClFO: c121
C ₉ H ₁₄ O: d611, d613, i93, t364	C ₉ H ₂₁ BO ₆ : t445	C ₁₀ H ₁₀ ClNO ₂ : c29
C ₉ H ₁₄ O ₂ : m350	C ₉ H ₂₁ ClO ₃ Si: c239	C ₁₀ H ₁₀ Cl ₂ O ₃ : d257
C ₉ H ₁₄ O ₂ Si: d510	C ₉ H ₂₁ N: n105, t429	C ₁₀ H ₁₀ N ₂ : a279, n4, n5
C ₉ H ₁₄ O ₃ : b215, t76	C ₉ H ₂₁ NO ₂ : d470, d778	C ₁₀ H ₁₀ N ₂ O: m378
C ₉ H ₁₄ O ₃ Si: p161	C ₉ H ₂₁ NO ₃ : t325	C ₁₀ H ₁₀ N ₄ O ₂ S: s21
C ₉ H ₁₄ O ₅ : d315, d382	C ₉ H ₂₁ N ₃ : t287	C ₁₀ H ₁₀ O: d363, m197, p94, p95
C ₉ H ₁₄ O ₆ : p200	C ₉ H ₂₁ O ₂ P: t329	C ₁₀ H ₁₀ O ₂ : b63, m66, m198, s2
C ₉ H ₁₄ Si: p166	C ₉ H ₂₂ N ₂ : d387, n91	C ₁₀ H ₁₀ O ₃ : b72, m345
C ₉ H ₁₅ N: t195	C ₉ H ₂₂ O ₂ : d780, d781	C ₁₀ H ₁₀ O ₄ : d590, d591, d592, m125, p155, r3
C ₉ H ₁₅ NO: c362	C ₉ H ₂₂ Si: t330	C ₁₀ H ₁₁ BrO: b375
C ₉ H ₁₅ N ₃ : t439	C ₉ H ₂₃ N ₃ : p26	C ₁₀ H ₁₁ ClO ₃ : c212
C ₉ H ₁₆ : m348	C ₉ H ₂₄ N ₄ : b147	C ₁₀ H ₁₁ ClO ₄ : t336
C ₉ H ₁₆ N ₂ : d62	C ₉ H ₂₄ O ₂ Si ₃ : m153	C ₁₀ H ₁₁ IO ₄ : i24
C ₉ H ₁₆ O: d612, n103	C ₉ H ₂₇ BO ₃ Si ₃ : t449	C ₁₀ H ₁₁ N: p98
C ₉ H ₁₆ O ₂ : b571, c363, h80, n97	C ₉ H ₃₁ ClO ₃ Ti: c254	C ₁₀ H ₁₁ NO ₂ : a24, d514
C ₉ H ₁₆ O ₃ : b568, b582		C ₁₀ H ₁₁ NO ₄ : c8, d552a
C ₉ H ₁₆ O ₄ : d368, d371, d478, d614, n93	C ₁₀	C ₁₀ H ₁₁ O ₂ S: b94
C ₉ H ₁₆ O ₆ : d345	C ₁₀ H ₂ O ₆ : b28	C ₁₀ H ₁₂ : d292, t80
C ₉ H ₁₇ BrO ₂ : e87	C ₁₀ H ₄ Cl ₂ O ₂ : d243	C ₁₀ H ₁₂ N ₂ : a170, b81
C ₉ H ₁₇ Cl: c92	C ₁₀ H ₆ Br ₂ O: d113	C ₁₀ H ₁₂ O: a89, b77a, b619, e59, e279, i84, i102, m107, m403, p96
C ₉ H ₁₇ ClO: n102, t372	C ₁₀ H ₆ Cl ₂ O: d242	C ₁₀ H ₁₂ O ₂ : d419, e204, e205, e206, e243, h154, h166, m79, m102, m108, m109, m111, m148, p79, p97, p111, p226
C ₉ H ₁₇ ClO ₂ : e167	C ₁₀ H ₆ N ₂ : b103	C ₁₀ H ₁₂ O ₃ : d487, e47, e195, m306, p71, p102, p235
C ₉ H ₁₇ N: a83, n95	C ₁₀ H ₆ N ₂ O ₄ : d719	C ₁₀ H ₁₂ O ₄ : d26a, d513, m231, m232, t331
C ₉ H ₁₇ NO ₂ : e216, e217	C ₁₀ H ₆ N ₂ O ₄ S: d64	C ₁₀ H ₁₃ O ₅ : p245, t335
C ₉ H ₁₈ : i108, p229, t363	C ₁₀ H ₆ O ₂ : n11	C ₁₀ H ₁₃ Br: b280, b351
C ₉ H ₁₈ NO: t115	C ₁₀ H ₆ O ₃ : h161	C ₁₀ H ₁₃ BrO ₂ : b395
C ₉ H ₁₈ N ₂ O: d550	C ₁₀ H ₆ O ₃ : b27	C ₁₀ H ₁₃ Cl: b536, c178
C ₉ H ₁₈ O: c385, d616, n99, n100, n101, n104, t370	C ₁₀ H ₇ Br: b376	C ₁₀ H ₁₃ NO: d527, p131
C ₉ H ₁₈ O ₂ : e156, m349, n96	C ₁₀ H ₇ BrO: b377, b378	C ₁₀ H ₁₃ NO ₂ : m380
C ₉ H ₁₈ O ₃ : d144	C ₁₀ H ₇ Br ₂ NO: d112	C ₁₀ H ₁₃ NS ₂ : b95
C ₉ H ₁₈ O ₄ : d785	C ₁₀ H ₇ Cl: c185, c186	
C ₉ H ₁₉ Br: b382	C ₁₀ H ₇ NO ₂ : n57, n80, p126	
C ₉ H ₁₉ BrO ₂ : e90	C ₁₀ H ₇ NO ₈ S ₂ : n81	
C ₉ H ₁₉ I: i42	C ₁₀ H ₈ : a316, d1, n2	
C ₉ H ₁₉ NO: d151	C ₁₀ H ₈ BrNO ₂ : b339	
C ₉ H ₁₉ NO ₃ Si: t270	C ₁₀ H ₈ N ₂ : d790	
C ₉ H ₁₉ N ₂ S: d175	C ₁₀ H ₈ N ₂ O ₄ : b205, f53	
	C ₁₀ H ₈ O: n9, n10	
	C ₁₀ H ₈ O ₂ : d439, d440, d441, d442, m199	
	C ₁₀ H ₈ O ₃ : h148	

TABLE 1.14 Empirical Formula Index of Organic Compounds (*Continued*)*The alphanumeric designations are keyed to Table 1.15.*

C ₁₀ H ₁₃ N ₅ O ₄ : a67	C ₁₀ H ₁₈ O ₂ : c379, d17, d650	C ₁₁ H ₉ Br: b370
C ₁₀ H ₁₃ O ₂ S: b94	C ₁₀ H ₁₈ O ₃ : d680, t77, t350, v1	C ₁₁ H ₉ Cl: c175
C ₁₀ H ₁₄ : b521, b522, b523, d340a, d341, d342, i67, i118, i119, i120, t97, t98, t99	C ₁₀ H ₁₈ O ₄ : b185, d10, d158, d318, d394, d651, t283	C ₁₁ H ₉ N: p152
C ₁₀ H ₁₄ CIN: c130	C ₁₀ H ₁₈ O ₆ : d481	C ₁₁ H ₁₀ : m318, m319
C ₁₀ H ₁₄ NO ₃ PS: p3	C ₁₀ H ₁₈ S ₂ : b154	C ₁₁ H ₁₀ O: m87, m88
C ₁₀ H ₁₄ N ₂ : n19, p141	C ₁₀ H ₁₉ ClO: d21	C ₁₁ H ₁₂ ClF: c140
C ₁₀ H ₁₄ N ₂ O: d383	C ₁₀ H ₁₉ N: d13, d13a, t356	C ₁₁ H ₁₂ N ₂ O: a299
C ₁₀ H ₁₄ N ₂ O ₄ : b206	C ₁₀ H ₁₉ NO ₂ : d329, e251	C ₁₁ H ₁₂ N ₂ O ₂ : t454
C ₁₀ H ₁₄ N ₄ O ₄ : d446	C ₁₀ H ₂₀ : b541, b542, c335, d22	C ₁₁ H ₁₂ O ₂ : b107, c281, e112, m115
C ₁₀ H ₁₄ O: c20, i104	C ₁₀ H ₂₀ Br ₂ : d91	C ₁₁ H ₁₂ O ₃ : b77, b200, e77, e145, e244
C ₁₀ H ₁₄ O: b585, b586, b587, b588, b591, c20, i104, i121, i122, i123, k2, m376, t162a, t260	C ₁₀ H ₂₀ Cl ₂ : d216	C ₁₁ H ₁₃ ClO: b527
C ₁₀ H ₁₄ O ₂ : b534, d516, p78	C ₁₀ H ₂₀ N ₂ S ₄ : t62	C ₁₁ H ₁₃ ClO ₃ : c259
C ₁₀ H ₁₄ O ₃ : c7	C ₁₀ H ₂₀ O: b543, b544, c290, d7, d18, d19, d20, e7, e175, m12, m313	C ₁₁ H ₁₃ NO: b124, d666
C ₁₀ H ₁₄ O ₄ : b461, e23, e140, m100, t337	C ₁₀ H ₂₀ O ₂ : d15, e164, e231, m177, o42	C ₁₁ H ₁₃ NO ₄ : b580
C ₁₀ H ₁₄ O ₅ PS: p3	C ₁₀ H ₂₀ O ₄ : b496, b530	C ₁₁ H ₁₃ N ₃ O: a110
C ₁₀ H ₁₅ BrO: b284	C ₁₀ H ₂₀ O ₅ : p46	C ₁₁ H ₁₄ O: p44, m114
C ₁₀ H ₁₅ N: b516, b517, b518, b519, d336, d278, e2, e277, i105, i117, m377, p96	C ₁₀ H ₂₀ O ₅ Si: t347	C ₁₁ H ₁₄ O ₂ : a84, b524, b526, d522, e52, e176, p113
C ₁₀ H ₁₅ NO: b490, c403, d330, e2, p219	C ₁₀ H ₂₁ Br: b315	C ₁₁ H ₁₄ O ₃ : b491, b584, b590, e200
C ₁₀ H ₁₅ NO ₂ : d517	C ₁₀ H ₂₁ Cl: c94	C ₁₁ H ₁₄ O ₄ : e158
C ₁₀ H ₁₅ NO ₄ : d309	C ₁₀ H ₂₁ I: i29	C ₁₁ H ₁₅ N: p142
C ₁₀ H ₁₆ : a65, c2, d595, d648, d736, L7, L8, m467, p25, p175, p176, t10, t11, t259, t400a	C ₁₀ H ₂₁ N: d353	C ₁₁ H ₁₅ NO: b121, d326
C ₁₀ H ₁₆ CIN: b131	C ₁₀ H ₂₁ NO: a226	C ₁₁ H ₁₅ NO ₂ : b512, d542, e127
C ₁₀ H ₁₆ Cl ₂ O ₂ : d13	C ₁₀ H ₂₁ NO ₂ : e218	C ₁₁ H ₁₆ : b602, p24, p55
C ₁₀ H ₁₆ N ₂ : d388	C ₁₀ H ₂₁ NO ₄ Si: t271	C ₁₁ H ₁₆ N ₂ : b119
C ₁₀ H ₁₆ N ₂ O ₄ : d35	C ₁₀ H ₂₂ : d8	C ₁₁ H ₁₆ O: b87, b573, b574, b575, d667, p57
C ₁₀ H ₁₆ N ₂ O ₈ : e134	C ₁₀ H ₂₂ N ₂ : d51	C ₁₁ H ₁₆ O ₄ : d800
C ₁₀ H ₁₆ O: c3, c4, c286, d416, d614, d645, L9, L10, p177, p250, t376	C ₁₀ H ₂₂ O: d16, d646, d647, d738, t79	C ₁₁ H ₁₇ N: b538, d403
C ₁₀ H ₁₆ O ₂ : c383, m344	C ₁₀ H ₂₂ O ₂ : d11, d12, d137	C ₁₁ H ₁₇ NO: e267
C ₁₀ H ₁₆ O ₄ : c4, d319	C ₁₀ H ₂₂ O ₃ : d699, t433	C ₁₁ H ₁₇ NO ₂ : b109, m416
C ₁₀ H ₁₆ O ₄ S: c5	C ₁₀ H ₂₂ O ₄ : t432	C ₁₁ H ₁₇ O ₃ P: d344
C ₁₀ H ₁₆ O ₅ : d317, d366	C ₁₀ H ₂₂ O ₅ : b212, p47, t55	C ₁₁ H ₁₈ N ₂ O ₂ : t366
C ₁₀ H ₁₆ Si: b132	C ₁₀ H ₂₂ O ₇ : d735	C ₁₁ H ₁₈ O: d372, n106
C ₁₀ H ₁₇ N: a64, p284	C ₁₀ H ₂₃ N: d23, d649, d737	C ₁₁ H ₁₈ O ₅ : d316
C ₁₀ H ₁₇ NO: c386, m465	C ₁₀ H ₂₃ NO: d141	C ₁₁ H ₁₉ ClO: u15
C ₁₀ H ₁₈ : d2, d3	C ₁₀ H ₂₃ NO ₂ : d313	C ₁₁ H ₁₉ NO ₂ : e168, o45
C ₁₀ H ₁₈ NO ₂ : b514	C ₁₀ H ₂₄ N ₂ : d9, t57, t111	C ₁₁ H ₂₀ O: u12
C ₁₀ H ₁₈ N ₂ O ₇ : h124	C ₁₀ H ₂₄ N ₂ O ₂ : d731	C ₁₁ H ₂₀ O ₂ : e165, i89, u13
C ₁₀ H ₁₈ O: b245, b545, b546, c277, d4, g2, i62, i132, L11, m13, t12, t13, t375	C ₁₀ H ₂₄ N ₄ : b146, t89	C ₁₁ H ₂₀ O ₄ : d155, d347, d354, d373
	C ₁₀ H ₂₄ O ₃ Si: i76	C ₁₁ H ₂₁ BrO ₂ : b442
	C ₁₀ H ₂₈ N ₆ : p23	C ₁₁ H ₂₁ N: u3
	C ₁₀ H ₃₀ O ₃ Si ₄ : d6	C ₁₁ H ₂₁ O ₂ : c287
	C ₁₀ H ₃₀ O ₅ Si ₅ : d5	C ₁₁ H ₂₂ : u12a
		C ₁₁ H ₂₂ N ₂ : d776
	C ₁₁	C ₁₁ H ₂₂ O: u1, u9, u10, u11, u14
		C ₁₁ H ₂₂ O ₂ : e171, e228, m69, m226, u4, u5, u6
	C ₁₁ H ₇ N: c327	C ₁₁ H ₂₃ Br: b441
	C ₁₁ H ₇ NO: n18	C ₁₁ H ₂₃ I: i57
	C ₁₁ H ₈ O: n1	C ₁₁ H ₂₄ : u2
	C ₁₁ H ₈ O ₂ : h157, m321, n3	
	C ₁₁ H ₈ O ₃ : h158, h159, h160	

TABLE 1.14 Empirical Formula Index of Organic Compounds (Continued)

The alphanumeric designations are keyed to Table 1.15.

C ₁₁ H ₂₄ O: u7, u8	C ₁₂ H ₁₁ N ₃ : p88	C ₁₂ H ₂ O ₁₁ : L3, L4, m7, s20
C ₁₁ H ₂₄ O ₆ Si: t444	C ₁₂ H ₁₁ O ₃ P: d763	C ₁₂ H ₂₃ N: d289
C ₁₁ H ₂₅ NO ₂ : a292	C ₁₂ H ₁₂ N ₂ : b140, d757, p137	C ₁₂ H ₂₃ NO: a308, o47
C ₁₁ H ₂₆ N ₂ : b555, d166	C ₁₂ H ₁₂ N ₂ O: o68	C ₁₂ H ₂₄ : d813
C ₁₁ H ₂₆ N ₂ O ₆ : b237	C ₁₂ H ₁₂ N ₂ O ₂ : b40	C ₁₂ H ₂₄ Cl ₂ : d224
	C ₁₂ H ₁₂ N ₂ O ₂ S: d47, d48	C ₁₂ H ₂₄ O: c326, d817, e8, m459
	C ₁₂ H ₁₂ O: e50	C ₁₂ H ₂₄ O ₂ : d809, e120
C ₁₂	C ₁₂ H ₁₂ O ₂ Si: d769	C ₁₂ H ₂₄ O ₆ : c314
	C ₁₂ H ₁₂ O ₃ : e78	C ₁₂ H ₂₅ Br: b327
C ₁₂ H ₄ Cl ₆ S ₂ : b226	C ₁₂ H ₁₃ O ₆ : t193, t360	C ₁₂ H ₂₅ Cl: e119
C ₁₂ H ₆ Br ₄ O ₄ S: s28	C ₁₂ H ₁₃ N: t68	C ₁₂ H ₂₅ Cl ₃ Si: d821
C ₁₂ H ₆ O ₃ : n8	C ₁₂ H ₁₃ N ₃ : d34	C ₁₂ H ₂₅ I: i30
C ₁₂ H ₆ O ₁₂ : b20	C ₁₂ H ₁₃ NO ₃ S: p272	C ₁₂ H ₂₅ N: c340
C ₁₂ H ₇ Cl ₆ O: d296	C ₁₂ H ₁₄ : d467	C ₁₂ H ₂₅ N ₃ : i6
C ₁₂ H ₈ : a3	C ₁₂ H ₁₄ N ₂ : d46	C ₁₂ H ₂₆ : d803
C ₁₂ H ₈ Br ₇ : d80	C ₁₂ H ₁₄ N ₄ O ₂ S: s22	C ₁₂ H ₂₆ O: d414, d810
C ₁₂ H ₈ Cl ₂ OS: b172	C ₁₂ H ₁₄ O: b525	C ₁₂ H ₂₆ O ₂ : d806, d807
C ₁₂ H ₈ Cl ₂ O ₂ S: b171, c223	C ₁₂ H ₁₄ O ₃ : e179	C ₁₂ H ₂₆ O ₃ : b151
C ₁₂ H ₈ N ₂ : p63	C ₁₂ H ₁₄ O ₄ : d391	C ₁₂ H ₂₆ O ₄ : d460, t91
C ₁₂ H ₈ N ₂ O ₄ S: b216	C ₁₂ H ₁₅ NO: b121	C ₁₂ H ₂₆ O ₃ S: d820
C ₁₂ H ₈ O: d66	C ₁₂ H ₁₅ N ₃ O ₃ : t196	C ₁₂ H ₂₆ O ₅ : t53
C ₁₂ H ₈ S: d67	C ₁₂ H ₁₅ N ₃ O ₄ S: d42	C ₁₂ H ₂₆ S: d808
C ₁₂ H ₉ Br: b273	C ₁₂ H ₁₆ : b598, c376, m221	C ₁₂ H ₂₇ Al: t322
C ₁₂ H ₉ BrO: b325, b398	C ₁₂ H ₁₆ O ₂ : p64	C ₁₂ H ₂₇ B: t209
C ₁₂ H ₉ ClO ₂ S: c221	C ₁₂ H ₁₆ O ₃ : d298	C ₁₂ H ₂₇ BO ₃ : t207
C ₁₂ H ₉ N: c6, d751, n16	C ₁₂ H ₁₇ N: b120	C ₁₂ H ₂₇ ClSn: t213
C ₁₂ H ₉ NO: b73, b74, b75	C ₁₂ H ₁₇ NO: d402	C ₁₂ H ₂₇ N: d413, d818, t208
C ₁₂ H ₉ NO ₂ : n46, n47	C ₁₂ H ₁₈ : c338, d473, d474, p116, t453	C ₁₂ H ₂₇ O ₃ P: t212
C ₁₂ H ₉ NO ₃ : n68, n69	C ₁₂ H ₁₈ Cl ₂ N ₄ OS: t135	C ₁₂ H ₂₇ O ₄ P: t211
C ₁₂ H ₉ NS: p67	C ₁₂ H ₁₈ N ₂ : p186	C ₁₂ H ₂₈ BrN: t130
C ₁₂ H ₉ N ₃ O ₄ : d717	C ₁₂ H ₁₈ N ₂ O: i94	C ₁₂ H ₂₈ N ₂ : d804
C ₁₂ H ₁₀ : a2, b138	C ₁₂ H ₁₈ O: b552, d479, e4	C ₁₂ H ₂₈ O ₄ Si: t129
C ₁₂ H ₁₀ ClN: a145	C ₁₂ H ₁₈ O ₂ : b550	C ₁₂ H ₂₈ O ₄ Ti: t164, t165
C ₁₂ H ₁₀ ClO ₃ P: c748	C ₁₂ H ₁₈ O ₃ : o41	C ₁₂ H ₂₈ Sn: t215
C ₁₂ H ₁₀ ClP: c118	C ₁₂ H ₁₈ O ₄ : b463, h58	C ₁₂ H ₂₉ N: t323
C ₁₂ H ₁₀ Cl ₂ Si: d223	C ₁₂ H ₁₉ N: d471	C ₁₂ H ₂₉ N ₃ : b196
C ₁₂ H ₁₀ Hg: d758	C ₁₂ H ₂₀ O ₂ : b202, b296, e112, g3, L12	
C ₁₂ H ₁₀ N ₂ : a312	C ₁₂ H ₂₀ O ₃ Si: p160	C ₁₃
C ₁₂ H ₁₀ N ₂ O: n79, p90	C ₁₂ H ₂₀ O ₄ : d154	C ₁₃ H ₆ Cl ₂ O ₂ : h29
C ₁₂ H ₁₀ N ₂ O ₂ : n51	C ₁₂ H ₂₀ O ₄ Sn: d179	C ₁₃ H ₈ ClNO ₃ : c198
C ₁₂ H ₁₀ N ₃ O ₃ P: d764	C ₁₂ H ₂₀ O ₇ : t278	C ₁₃ H ₈ Cl ₂ O: d205
C ₁₂ H ₁₀ O: d753, m322, m323, p135, p136	C ₁₂ H ₂₁ N: t446	C ₁₃ H ₈ O: f3
C ₁₂ H ₁₀ OS: d772	C ₁₂ H ₂₁ NO ₃ Si: t345	C ₁₃ H ₈ OS: t162
C ₁₂ H ₁₀ O ₂ : d436, h89, n14, n15	C ₁₂ H ₂₁ N ₃ : t429	C ₁₃ H ₈ O ₂ : x3
C ₁₂ H ₁₀ O ₂ S: d771, t145	C ₁₂ H ₂₂ : c339, d288	C ₁₃ H ₉ BrO: b267
C ₁₂ H ₁₀ O ₃ : n12	C ₁₂ H ₂₂ BCl: c95	C ₁₃ H ₉ ClO: c56, c57
C ₁₂ H ₁₀ O ₃ S: b142	C ₁₂ H ₂₂ N ₂ O ₈ : d45	C ₁₃ H ₉ ClO ₂ : c151
C ₁₂ H ₁₀ O ₄ : q1	C ₁₂ H ₂₂ O: c337, e5	C ₃ H ₉ N: a60
C ₁₂ H ₁₀ O ₄ S: s30	C ₁₂ H ₂₂ O ₂ : d811, e172, m14	C ₁₃ H ₁₀ : f2
C ₁₂ H ₁₀ S: d770	C ₁₂ H ₂₂ O ₃ : h65	C ₁₃ H ₁₀ ClNO: a140, a141, d745
C ₁₂ H ₁₀ S ₂ : d750	C ₁₂ H ₂₂ O ₄ : d168, d384, d597, d787, d805	C ₁₃ H ₁₀ Cl ₂ : d221
C ₁₂ H ₁₀ Se ₂ : d749	C ₁₂ H ₂₂ O ₆ : d174	C ₁₃ H ₁₀ Cl ₂ O ₂ : m243
C ₁₂ H ₁₁ N: a130, a131, b122, b123, d743		C ₁₃ H ₁₀ F ₂ : b195
C ₁₂ H ₁₁ NO: h115, n13, p70		C ₁₃ H ₁₀ N ₂ : p91

TABLE 1.14 Empirical Formula Index of Organic Compounds (*Continued*)*The alphanumeric designations are keyed to Table 1.15.*

C ₁₃ H ₁₀ N ₂ O ₃ : a235		C ₁₄ H ₂₂ O ₂ : d145
C ₁₃ H ₁₀ O: b53, x1		C ₁₄ H ₂₂ O ₃ : d153
C ₁₃ H ₁₀ O ₂ : b139, h103, m68, p92		C ₁₄ H ₂₂ O ₄ : h59
C ₁₃ H ₁₀ O ₃ : d435, d747, p154, r5		C ₁₄ H ₂₂ O ₆ : t281
C ₁₃ H ₁₀ O ₄ : t320		C ₁₄ H ₂₂ O ₇ : t52
C ₁₃ H ₁₀ O ₅ : t88		C ₁₄ H ₂₃ N: d142
C ₁₃ H ₁₁ Br: b326		C ₁₄ H ₂₃ N ₃ O ₁₀ : d299
C ₁₃ H ₁₁ Cl: c116		C ₁₄ H ₂₆ O ₂ : i87
C ₁₃ H ₁₁ N: b102		C ₁₄ H ₂₆ O ₃ : h10
C ₁₃ H ₁₁ NO: a124, b5		C ₁₄ H ₂₆ O ₄ : d152, d395, d459
C ₁₃ H ₁₁ NO ₃ : p87		C ₁₄ H ₂₇ ClO: t46
C ₁₃ H ₁₂ : d759		C ₁₄ H ₂₈ : t47
C ₁₃ H ₁₂ NO ₂ : b112		C ₁₄ H ₂₈ O: d822
C ₁₃ H ₁₂ N ₂ : b54, d754		C ₁₄ H ₂₈ O ₂ : d815, e272, t44
C ₁₃ H ₁₂ N ₂ O: d775		C ₁₄ H ₂₉ Br: b423
C ₁₃ H ₁₂ N ₂ S: d774, t141		C ₁₄ H ₂₉ O ₄ : b156
C ₁₃ H ₁₂ N ₄ O: d746, p89		C ₁₄ H ₃₀ : t43
C ₁₃ H ₁₂ N ₄ S: d773		C ₁₄ H ₃₀ O: t45
C ₁₃ H ₁₂ O: d760, h116, h117, m63, p76		C ₁₄ H ₃₀ O ₂ Sn: d136
C ₁₃ H ₁₂ O ₂ : m320		C ₁₄ H ₃₁ N: d602
C ₁₃ H ₁₂ O ₄ : d32		C ₁₄ H ₃₂ N ₂ O ₄ : t90
C ₁₃ H ₁₂ S: b118		C ₁₄ H ₃₂ OSn: t214
C ₁₃ H ₁₃ ClSi: c117		
C ₁₃ H ₁₃ N: d761, m238, p93		
C ₁₃ H ₁₃ NO ₂ : t187		
C ₁₃ H ₁₃ N ₃ : d755		
C ₁₃ H ₁₄ N ₂ : d35, m249		
C ₁₃ H ₁₄ N ₂ O ₃ : a59		
C ₁₃ H ₁₄ N ₄ O: d746		
C ₁₃ H ₁₅ NO: i96		
C ₁₃ H ₁₆ O ₃ : e79		
C ₁₃ H ₁₆ O ₄ : d389		
C ₁₃ H ₁₇ NO ₂ : e82		
C ₁₃ H ₁₈ O ₃ : b117		
C ₁₃ H ₁₈ O ₅ : t267		
C ₁₃ H ₂₀ : p115		
C ₁₃ H ₂₀ O: i58, i59		
C ₁₃ H ₂₂ ClN: b130		
C ₁₃ H ₂₂ N ₂ : d290		
C ₁₃ H ₂₂ O ₃ Si: b129		
C ₁₃ H ₂₄ O ₂ : e273, i86		
C ₁₃ H ₂₄ O ₄ : d337		
C ₁₃ H ₂₆ : t265		
C ₁₃ H ₂₆ N ₂ : m246, t369		
C ₁₃ H ₂₆ O: t263, t264		
C ₁₃ H ₂₆ O ₂ : e232, t262		
C ₁₃ H ₂₇ Br: b433		
C ₁₃ H ₂₈ : t261		
C ₁₃ H ₂₈ O ₄ : t431		
C ₁₃ H ₂₉ Cl: c250		
C ₁₃ H ₂₉ NO ₄ : b176		
C ₁₃ H ₃₀ OSn: t216		
	C ₁₄	
	C ₁₄ H ₆ Cl ₂ O ₂ : d193	
	C ₁₄ H ₇ ClO ₂ : c41, c42	
	C ₁₄ H ₈ O ₂ : a298	
	C ₁₄ H ₈ O ₄ : d426	
	C ₁₄ H ₉ Br: b391	
	C ₁₄ H ₉ ClO ₃ : c63	
	C ₁₄ H ₉ Cl ₂ : b173	
	C ₁₄ H ₉ NO ₂ : a108, a109	
	C ₁₄ H ₁₀ : a297, d742, p62	
	C ₁₄ H ₁₀ ClNO ₃ : a144	
	C ₁₄ H ₁₀ Cl ₂ O ₄ : b168	
	C ₁₄ H ₁₀ Cl ₄ : b169	
	C ₁₄ H ₁₀ N ₂ O ₂ : d36, d37, d38, d39	
	C ₁₄ H ₁₀ O ₂ : b35	
	C ₁₄ H ₁₀ O ₃ : b45, b64, x2	
	C ₁₄ H ₁₀ O ₄ : b141, d69, b71a	
	C ₁₄ H ₁₀ O ₄ S ₂ : d796	
	C ₁₄ H ₁₁ N: d741, p123	
	C ₁₄ H ₁₁ NOS: a50	
	C ₁₄ H ₁₂ : d415, s9	
	C ₁₄ H ₁₂ Cl ₂ O: b170	
	C ₁₄ H ₁₂ N ₂ O: b38	
	C ₁₄ H ₁₂ N ₂ O ₂ : b36	
	C ₁₄ H ₁₂ O: a34, d26, m145	
	C ₁₄ H ₁₂ O ₂ : b46, b83, b84, b113, d740	
	C ₁₄ H ₁₂ O ₃ : b37, b100, b125, h144	
	C ₁₄ H ₁₃ ClO: c169	
	C ₁₄ H ₁₃ N: e104, i9	
	C ₁₄ H ₁₃ NO: b82, d739	
	C ₁₄ H ₁₃ NO ₂ : b50	
	C ₁₄ H ₁₄ : d752	
	C ₁₄ H ₁₄ N ₂ : a168	
	C ₁₄ H ₁₄ N ₂ O: m240	
	C ₁₄ H ₁₄ N ₂ O ₃ : a315	
	C ₁₄ H ₁₄ O: d73	
	C ₁₄ H ₁₄ OS: b223	
	C ₁₄ H ₁₄ O ₂ : b114	
	C ₁₄ H ₁₄ O ₄ : d33	
	C ₁₄ H ₁₄ S ₂ : b222, d72	
	C ₁₄ H ₁₅ N: d71	
	C ₁₄ H ₁₆ N ₂ O ₄ : b207	
	C ₁₄ H ₁₆ O ₂ Si: d503	
	C ₁₄ H ₁₆ O ₄ : d340	
	C ₁₄ H ₁₈ N ₂ O ₂ : m132	
	C ₁₄ H ₁₈ O: p56	
	C ₁₄ H ₁₈ O ₄ : d343	
	C ₁₄ H ₁₈ O ₇ : p21	
	C ₁₄ H ₁₉ O ₃ : d293	
	C ₁₄ H ₂₂ O: d160, d161, d162, d163	
		C ₁₅
		C ₁₅ H ₁₀ N ₂ O ₂ : m247
		C ₁₅ H ₁₀ O ₂ : b105, m136, p122
		C ₁₅ H ₁₁ NO: d762
		C ₁₅ H ₁₁ NO ₂ : m128
		C ₁₅ H ₁₂ N ₂ O ₂ : d756
		C ₁₅ H ₁₂ O: c23
		C ₁₅ H ₁₂ O ₂ : d68
		C ₁₅ H ₁₃ NO: a13
		C ₁₅ H ₁₄ O: d767
		C ₁₅ H ₁₄ O ₂ : b49, d768, h169
		C ₁₅ H ₁₄ O ₃ : b116, m239
		C ₁₅ H ₁₆ O: c316a
		C ₁₅ H ₁₆ O ₂ : e189, i113
		C ₁₅ H ₁₇ N: b96a
		C ₁₅ H ₁₇ N ₃ : d797
		C ₁₅ H ₂₀ O ₆ : e184
		C ₁₅ H ₂₂ O ₃ : d117, e174
		C ₁₅ H ₂₂ O ₅ : o46
		C ₁₅ H ₂₃ N: b583
		C ₁₅ H ₂₄ : t327
		C ₁₅ H ₂₄ O: d156
		C ₁₅ H ₂₆ O ₆ : g20
		C ₁₅ H ₂₈ O ₂ : d816, i112
		C ₁₅ H ₂₉ N: p12
		C ₁₅ H ₃₀ N ₂ : t368
		C ₁₅ H ₃₀ O: p13
		C ₁₅ H ₃₀ O ₂ : m428
		C ₁₅ H ₃₂ : p11
		C ₁₅ H ₃₂ O ₁₀ : t409
		C ₁₅ H ₃₃ NO ₆ : t443

TABLE 1.14 Empirical Formula Index of Organic Compounds (Continued)

The alphanumeric designations are keyed to Table 1.15.

<p>C_{16}</p> <p>$C_{16}H_{10}$: b52, f1, p255 $C_{16}H_{11}NO_2$: p153 $C_{16}H_{12}N_4O_9S_2$: t5 $C_{16}H_{13}N$: p132, p133 $C_{16}H_{14}$: d744, e71 $C_{16}H_{14}O_2$: b93 $C_{16}H_{14}O_6S$: s29 $C_{16}H_{16}O_2$: b47 $C_{16}H_{16}O_3$: d515 $C_{16}H_{18}ClN_3S$: m248 $C_{16}H_{19}ClSi$: b537 $C_{16}H_{20}N_2$: d74 $C_{16}H_{20}N_2O$: b178 $C_{16}H_{20}O_2Si$: d302 $C_{16}H_{22}O_4$: d165, d410 $C_{16}H_{22}O_{11}$: g9 $C_{16}H_{24}N_2$: d150 $C_{16}H_{26}O_3$: d814 $C_{16}H_{26}O_7$: t54 $C_{16}H_{28}O$: c346 $C_{16}H_{30}O_2$: d819 $C_{16}H_{30}O_4$: b158, d157, d167, d360 $C_{16}H_{32}$: h37 $C_{16}H_{32}O$: e10 $C_{16}H_{32}O_2$: h34 $C_{16}H_{33}Br$: b345 $C_{16}H_{33}Cl$: c148 $C_{16}H_{33}I$: i35 $C_{16}H_{33}NO$: d359 $C_{16}H_{34}$: h4, h31, h36 $C_{16}H_{34}O$: d729, h35 $C_{16}H_{34}O_2$: h32 $C_{16}H_{34}O_4$: b157 $C_{16}H_{34}S$: d720, h33 $C_{16}H_{35}N$: d728, h37 $C_{16}H_{35}O_3P$: b192 $C_{16}H_{36}BF_4N$: t25 $C_{16}H_{36}BrN$: t21 $C_{16}H_{36}BrP$: t29 $C_{16}H_{36}Br_3N$: t26 $C_{16}H_{36}ClN$: t22 $C_{16}H_{36}IN$: t24 $C_{16}H_{36}O_4Si$: t28 $C_{16}H_{36}Sn$: t30 $C_{16}H_{37}NO_4S$: t23</p>	<p>$C_{17}H_{16}O_4$: d75, p194 $C_{17}H_{18}N_2O_4$: p193 $C_{17}H_{18}O_2$: b589 $C_{17}H_{18}O_3$: b592 $C_{17}H_{18}O_4$: b203 $C_{17}H_{20}N_2O$: b178 $C_{17}H_{20}N_4O_6$: r8 $C_{17}H_{21}NO_4$: b291 $C_{17}H_{22}N_2$: m245 $C_{17}H_{23}NO_3$: a305 $C_{17}H_{24}O_6$: b492 $C_{17}H_{25}NO_2$: m15 $C_{17}H_{27}NO_2$: e170 $C_{17}H_{28}NO$: d149 $C_{17}H_{28}O_7$: d181 $C_{17}H_{34}O_2$: m269a, i131 $C_{17}H_{34}O_4$: b160 $C_{17}H_{36}$: h1 $C_{17}H_{36}O$: h1a $C_{17}H_{37}N$: m236</p>	<p>$C_{18}H_{36}$: o8 $C_{18}H_{36}O$: e13, o12 $C_{18}H_{36}O_2$: e157, o5 $C_{18}H_{37}Br$: b384 $C_{18}H_{37}Cl$: c203a $C_{18}H_{37}Cl_3Si$: o17 $C_{18}H_{37}I$: i43 $C_{18}H_{37}N$: o9 $C_{18}H_{37}NO$: o2 $C_{18}H_{38}$: o3 $C_{18}H_{38}O$: o6 $C_{18}H_{38}S$: o4 $C_{18}H_{39}ClSi$: t315 $C_{18}H_{39}N$: o15, t313 $C_{18}H_{39}O_7P$: t435 $C_{18}H_{40}Si$: t316</p>
	<p>C_{18}</p> <p>$C_{18}H_{12}$: b6, b7 $C_{18}H_{12}N_5O_6$: d766 $C_{18}H_{14}$: t7, t8, t9 $C_{18}H_{14}O_8$: d70 $C_{18}H_{15}As$: t412 $C_{18}H_{15}B$: t414 $C_{18}H_{15}ClSn$: c268, t425 $C_{18}H_{15}N$: t410 $C_{18}H_{15}NO_2$: e116 $C_{18}H_{15}N_3Si$: a310 $C_{18}H_{15}OP$: t421 $C_{18}H_{15}O_3P$: t422 $C_{18}H_{15}O_4P$: t419 $C_{18}H_{15}P$: t420 $C_{18}H_{15}Sb$: t411 $C_{18}H_{16}OSn$: t426 $C_{18}H_{16}O_2$: b520, d280 $C_{18}H_{16}Si$: t423 $C_{18}H_{18}O_3$: e81 $C_{18}H_{20}N_2O_2$: e152 $C_{18}H_{20}O$: b548 $C_{18}H_{20}O_2$: b48 $C_{18}H_{22}$: b182 $C_{18}H_{26}O_6$: e185 $C_{18}H_{30}O$: t210 $C_{18}H_{30}O_2$: o7 $C_{18}H_{32}N_4O_{14}$: d364 $C_{18}H_{32}O_2$: o1 $C_{18}H_{32}O_{16}$: r1 $C_{18}H_{33}ClO$: o13 $C_{18}H_{34}O_2$: o10, o11 $C_{18}H_{34}O_4$: d143</p>	<p>C_{19}</p> <p>$C_{19}H_{13}Br$: b440, t417 $C_{19}H_{15}Cl$: c267, t418 $C_{19}H_{16}$: t415 $C_{19}H_{16}O$: t416 $C_{19}H_{18}BrP$: m458 $C_{19}H_{19}N_7O_6$: f31 $C_{19}H_{20}Br_4O_4$: i110 $C_{19}H_{20}O_4$: b88 $C_{19}H_{22}N_2O$: c276 $C_{19}H_{30}O_5$: m252 $C_{19}H_{31}N$: d24 $C_{19}H_{34}ClN$: b127 $C_{19}H_{36}O_2$: m347 $C_{19}H_{37}NO$: o16 $C_{19}H_{38}O_2$: i109, m346 $C_{19}H_{40}$: n89, t114</p>
<p>C_{17}</p> <p>$C_{17}H_{12}O_3$: p118, p119 $C_{17}H_{13}N_3O_5S_2$: p173 $C_{17}H_{15}N_2O$: d355</p>		<p>C_{20}</p> <p>$C_{20}H_{10}Br_2O_3$: d105 $C_{20}H_{12}$: b56, b57, d65 $C_{20}H_{12}O_5$: f4 $C_{20}H_{14}O_4$: d765, p66 $C_{20}H_{15}Br$: b439 $C_{20}H_{18}O_2Sn$: t424 $C_{20}H_{19}N_3$: b2 $C_{20}H_{20}BrOP$: h136 $C_{20}H_{32}O_5$: d782 $C_{20}H_{24}N_2O_2$: q2 $C_{20}H_{26}O_4$: d291 $C_{20}H_{27}O_3P$: i90 $C_{20}H_{30}O_2$: a1 $C_{20}H_{30}O_6$: b184 $C_{20}H_{31}N$: d20 $C_{20}H_{34}O_4$: b159 $C_{20}H_{36}O_2$: e229</p>

TABLE 1.14 Empirical Formula Index of Organic Compounds (*Continued*)*The alphanumeric designations are keyed to Table 1.15.*

C ₂₀ H ₃₈ O ₂ : e230	C ₂₃ H ₂₆ N ₂ O ₄ : b447	C ₂₇ H ₄₂ O: c274
C ₂₀ H ₃₈ O ₄ : b187	C ₂₃ H ₄₂ O ₂ : b581a	C ₂₇ H ₃₀ ClN: b96
C ₂₀ H ₄₀ : i2		C ₂₈ H ₃₁ ClN ₂ O ₃ : r6
C ₂₀ H ₄₀ O: o18	C ₂₄ to C ₂₉	C ₂₈ H ₃₂ : t127
C ₂₀ H ₄₂ : il		C ₂₈ H ₅₀ O ₈ : t314
C ₂₁ to C ₂₃	C ₂₄ H ₁₆ N ₂ O ₂ : b218	C ₂₈ H ₅₄ O ₆ Sn: b601
	C ₂₄ H ₁₈ : t413	C ₂₉ H ₄₄ O ₂ : m244
	C ₂₄ H ₂₀ BNa: t126	C ₂₉ H ₅₀ O ₇ : p20
	C ₂₄ H ₂₀ Sn: t128	C ₃₀ to C ₅₇
	C ₂₄ H ₂₇ NO ₂ : e169	
	C ₂₄ H ₃₈ O ₄ : b193, d374, d466, d466a	C ₃₀ H ₄₃ FO ₂ P: e188
C ₂₁ H ₁₅ NO: b143	C ₂₄ H ₄₀ O ₅ : c275	C ₃₀ H ₄₆ O ₂ : e187
C ₂₁ H ₂₁ N: t198	C ₂₄ H ₄₆ O ₄ : d725, d812	C ₃₀ H ₅₀ : s8
C ₂₁ H ₂₁ O ₄ P: t452	C ₂₄ H ₅₀ : t41	C ₃₀ H ₅₈ O ₄ S: d295
C ₂₁ H ₂₂ N ₂ O ₂ : s10	C ₂₄ H ₅₁ N: t406	C ₃₀ H ₆₂ : s7
C ₂₁ H ₂₄ O ₂ : b144	C ₂₄ H ₅₁ O ₃ P: t438	C ₃₀ H ₆₃ O ₃ P: t324
C ₂₁ H ₂₈ N ₂ O: b177	C ₂₄ H ₅₄ OSn ₂ : b224	C ₃₂ H ₆₄ O ₄ Sn: d178
C ₂₁ H ₃₆ O: p14	C ₂₅ H ₃₀ ClN ₃ : c315	C ₃₂ H ₆₆ : d823
C ₂₁ H ₄₀ O ₂ : o14	C ₂₅ H ₃₄ Cl ₆ O ₄ : b189	C ₃₆ H ₇₅ O ₃ P: d726
C ₂₁ H ₄₅ N ₃ O ₁₂ Si ₃ : t448	C ₂₅ H ₄₈ O ₄ : d465	C ₃₉ H ₇₄ O ₆ : g21
C ₂₂ H ₂₃ N ₃ O ₉ : a306	C ₂₆ H ₂₆ N ₂ O ₂ S: b153	C ₄₀ H ₈₂ O ₆ P ₂ : b217
C ₂₂ H ₂₆ O: b181	C ₂₆ H ₄₂ O ₂ : d138	C ₄₂ H ₈₂ O ₄ S: d727
C ₂₂ H ₃₀ O ₂ S: t140	C ₂₆ H ₄₂ O ₄ : d464	C ₄₅ H ₈₆ O ₆ : g25
C ₂₂ H ₃₄ O ₄ : b547, d463	C ₂₆ H ₄₇ O ₃ P: d462	C ₅₁ H ₉₈ O ₆ : g24
C ₂₂ H ₄₂ O ₈ : b152	C ₂₆ H ₄₆ O ₈ : t312	C ₅₅ H ₉₈ O ₆ P ₂ : i111
C ₂₂ H ₄₄ O ₂ : b581, i75	C ₂₆ H ₅₀ O ₄ : b190	C ₅₇ H ₁₀₄ O ₆ : g23
C ₂₂ H ₄₆ : d801		
C ₂₂ H ₄₆ O: d802		
C ₂₂ H ₄₈ N ₂ : t27		
C ₂₃ H ₁₈ BrO ₂ P: c18		

TABLE 1.15 Physical Constants of Organic Compounds*See also the special tables of polymers, rubbers, fats, oils, and waxes.*

Names of the compounds in the table starting on p. 1.76 are arranged alphabetically. Usually substitutive nomenclature is employed; exceptions generally involve ethers, sulfides, sulfones, and sulfoxides. Each compound is given a number within its letter classification; thus compound c209 is 3-chlorophenol. Section 1.1, Nomenclature of Organic Compounds, should be consulted to familiarize oneself with present nomenclature systems.

Synonyms or Alternate Names are found at the bottom of each spread in their alphabetical listing; the number following the same refers to the numerical place of this compound in the table. For example, epichlorohydrin, c120, indicates that this compound is found listed under the name 1-chloro-2,3-epoxypropane.

Formulas are presented in semistructural form when no ambiguity is possible. Complicated systems are drawn in complete structural form and located at the bottom of each page and keyed to the number of the entry.

Beilstein Reference. In this column is found the reference to the volume and page numbers of the fourth edition of Beilstein, *Handbuch der Organischen Chemie* (Springer-Verlag, New York, 1918). Thus the entry 9, 202 refers to an entry in volume 9 appearing on page 202. When the volume number has a superscript attached, reference is made to the appropriate supplementary volume. For example, 12², 404 indicates that the compound will be found listed in the second supplement to volume 12 on page 404. The earliest Beilstein entry is listed. Supplementary information may be found in the supplements to the basic series; such coordinating references (series number, volume number, and page number of the main edition) along with the system number are found at the top of each *odd-numbered page*. Similarly, a back reference such as H93; E II 64; E III 190 in a volume of Supplementary Series IV means that previous items on this compound are found in the same volume of the

SECTION 2

GENERAL INFORMATION, CONVERSION TABLES, AND MATHEMATICS

2.1	GENERAL INFORMATION AND CONVERSION TABLES	2.3
Table 2.1	Fundamental Physical Constants	2.3
Table 2.2	Physical and Chemical Symbols and Definitions	2.6
Table 2.3	Mathematical Symbols and Abbreviations	2.23
Table 2.4	SI Prefixes	2.24
Table 2.5	Greek Alphabet	2.25
Table 2.6	Abbreviations and Standard Letter Symbols	2.26
Table 2.7	Conversion Factors	2.35
Table 2.8	Temperature Conversion Table	2.54
2.1.1	Conversion of Thermometer Scales	2.66
2.1.2	Density and Specific Gravity	2.66
2.1.3	Barometry and Barometric Corrections	2.70
Table 2.9	Barometer Temperature Correction—Metric Units	2.72
Table 2.10	Barometric Latitude-Gravity Table—Metric Units	2.75
Table 2.11	Barometric Correction for Gravity—Metric Units	2.77
Table 2.12	Reduction of the Barometer to Sea Level—Metric Units	2.78
Table 2.13	Viscosity Conversion Table	2.82
Table 2.14	Conversion of Weighings in Air to Weighings in Vacuo	2.83
Table 2.15	Hydrometer Conversion Table	2.85
Table 2.16	Pressure Conversion Chart	2.87
Table 2.17	Corrections to Be Added to Molar Values to Convert to Molal	2.88
Table 2.18	Molar Equivalent of One Liter of Gas at Various Temperatures and Pressures	2.88
Table 2.19	Factors for Reducing Gas Volumes to Normal (Standard) Temperature and Pressure (760 mmHg)	2.91
Table 2.20	Values of Absorbance for Percent Absorption	2.96
Table 2.21	Transmittance-Absorbance Conversion Table	2.98
Table 2.22	Wavenumber/Wavelength Conversion Table	2.101
2.2	MATHEMATICAL TABLES	2.102
2.2.1	Logarithms	2.102
Table 2.23	Derivatives and Differentiation	2.104
Table 2.24	Integrals	2.105
2.2.2	Surface Areas and Volumes	2.109
2.2.3	Trigonometric Functions of an Angle α	2.113
2.2.4	Expansion in Series	2.115
Table 2.25	Some Constants	2.117
2.3	STATISTICS IN CHEMICAL ANALYSIS	2.117
2.3.1	Introduction	2.117
2.3.2	Errors in Quantitative Analysis	2.118
2.3.3	Representation of Sets of Data	2.118
2.3.4	The Normal Distribution of Measurements	2.119
Figure 2.10	The Normal Distribution Curve	2.119
Table 2.26a	Ordinates (Y) of the Normal Distribution Curve at Values of z	2.121
Table 2.26b	Areas Under the Normal Distribution Curve from 0 to z	2.122
2.3.5	Standard Deviation as a Measure of Dispersion	2.121

2.3.6 Student's Distribution or t Test	2.123
Table 2.27 Percentile Values for Student t Distribution	2.124
2.3.7 Hypotheses About Means	2.126
2.3.8 The Chi-square (χ^2) Distribution	2.128
Table 2.28 Percentile Values for the Chi-square (χ^2) Distribution	2.129
2.3.9 The F Statistic	2.130
Table 2.29 F Distribution	2.131
2.3.10 Curve Fitting	2.133
2.3.11 Control Charts	2.137
Bibliography	2.138

2.1 GENERAL INFORMATION AND CONVERSION TABLES

TABLE 2.1 Fundamental Physical Constants

E. R. Cohen and B. N. Taylor, CODATA Bull. 63:1-49 (1986); J. Res. Nat. Bur. Standards, 92:85 (1987).

A. Defined values			
Physical quantity	Name of SI unit	Symbol for SI unit	Definition
1. Base SI units			
Amount of substance	mole	mol	Amount of substance which contains as many specified entities as there are atoms of carbon-12 in exactly 0.012 kg of that nuclide. The elementary entities must be specified and may be atoms, molecules, ions, electrons, other particles, or specified groups of such particles.
Electric current	ampere	A	Magnitude of the current that, when flowing through each of two straight parallel conductors of infinite length, of negligible cross-section, separated by 1 meter in a vacuum, results in a force between the two wires of 2×10^{-7} newton per meter of length.
Length	meter	m	Distance light travels in a vacuum during 1/299 792 458 of a second.
Luminous intensity	candela	cd	Luminous intensity, in a given direction, of a source that emits monochromatic radiation of frequency 540×10^{12} hertz and that has a radiant intensity in that direction of 1/683 watt per steradian.
Mass	kilogram	kg	Mass of a cylinder of platinum-iridium alloy kept at Paris.
Temperature	kelvin	K	Defined as the fraction 1/273.16 of the thermodynamic temperature of the triple point of water.
Time	second	s	Duration of 9 192 631 770 periods of the radiation corresponding to the transition between the two hyperfine levels of the ground state of the cesium-133 atom.
2. Supplementary SI units			
Plane angle	radian	rad	The plane angle between two radii of a circle which cut off on the circumference an arc equal in length to the radius.
Solid angle	steradian	sr	The solid angle which, having its vertex in the center of a sphere, cuts off an area of the surface of the sphere equal to that of a square with sides of length equal to the radius of the sphere.

TABLE 2.1 Fundamental Physical Constants (Continued)

B. Derived SI units			
Physical quantity	Name of SI unit	Symbol for SI unit	Expression in terms of SI base units
Absorbed dose (of radiation)	gray	Gy	$\text{J} \cdot \text{kg}^{-1}$
Activity (radioactive)	becquerel	Bq	$\text{s}^{-1} = \text{m}^2 \cdot \text{s}^{-2}$
Capacitance (electric)	farad	F	$\text{C} \cdot \text{V}^{-1} = \text{m}^{-2} \cdot \text{kg}^{-1} \cdot \text{s}^4 \cdot \text{A}^2$
Charge (electric)	coulomb	C	$\text{A} \cdot \text{s}$
Conductance (electric)	siemens	S	$\Omega^{-1} = \text{m}^{-2} \cdot \text{kg}^{-1} \cdot \text{s}^3 \cdot \text{A}^2$
Dose equivalent (radiation)	sievert	Sv	$\text{J} \cdot \text{kg}^{-1} = \text{m}^2 \cdot \text{s}^{-2}$
Energy, work, heat	joule	J	$\text{N} \cdot \text{m} = \text{m}^2 \cdot \text{kg} \cdot \text{s}^{-2}$
Force	newton	N	$\text{m} \cdot \text{kg} \cdot \text{s}^{-2}$
Frequency	hertz	Hz	s^{-1}
Illuminance	lux	lx	$\text{cd} \cdot \text{sr} \cdot \text{m}^{-2}$
Inductance	henry	H	$\text{V} \cdot \text{A}^{-1} \cdot \text{s} = \text{m}^2 \cdot \text{kg} \cdot \text{s}^{-2} \cdot \text{A}^{-2}$
Luminous flux	lumen	Lm	$\text{cd} \cdot \text{sr}$
Magnetic flux	weber	Wb	$\text{V} \cdot \text{s} = \text{m}^2 \cdot \text{kg} \cdot \text{s}^{-2} \cdot \text{A}^{-1}$
Magnetic flux density	tesla	T	$\text{V} \cdot \text{s} \cdot \text{m}^{-2} = \text{kg} \cdot \text{s}^{-2} \cdot \text{A}^{-1}$
Potential, electric (electromotive force)	volt	V	$\text{J} \cdot \text{C}^{-1} = \text{m}^2 \cdot \text{kg} \cdot \text{s}^{-3} \cdot \text{A}^{-1}$
Power, radiant flux	watt	W	$\text{J} \cdot \text{s}^{-1} = \text{m}^2 \cdot \text{kg} \cdot \text{s}^{-3}$
Pressure, stress	pascal	Pa	$\text{N} \cdot \text{m}^{-2} = \text{m}^{-1} \cdot \text{kg} \cdot \text{s}^{-2}$
Resistance, electric	ohm	Ω	$\text{V} \cdot \text{A}^{-1} = \text{m}^2 \cdot \text{kg} \cdot \text{s}^{-3} \cdot \text{A}^{-2}$
Temperature, Celsius	degree Celsius	$^{\circ}\text{C}$	$^{\circ}\text{C} = (\text{K} - 273.15)$

C. Recommended consistent values of constants

Quantity	Symbol	Value*
Anomalous electron moment correction	$\mu_e - 1$	0.001 159 615(15)
Atomic mass constant	$m_u = 1 \text{ u}$	$1.660\ 540\ 2(10) \times 10^{-27} \text{ kg}$
Avogadro constant	L, N_A	$6.022\ 136\ 7(36) \times 10^{23} \text{ mol}^{-1}$
Bohr magneton ($= eh/4\pi m_e$)	μ_B	$9.274\ 015\ 4(31) \times 10^{-24} \text{ J} \cdot \text{T}^{-1}$
Bohr radius	a_0	$5.291\ 772\ 49(24) \times 10^{-11} \text{ m}$
Boltzmann constant	k	$1.380\ 658(12) \times 10^{-23} \text{ J} \cdot \text{K}^{-1}$
Charge-to-mass ratio for electron	e/m_e	$1.758\ 805(5) \times 10^{-11} \text{ C} \cdot \text{kg}^{-1}$
Compton wavelength of electron	λ_c	$2.426\ 309(4) \times 10^{-12} \text{ m}$
Compton wavelength of neutron	$\lambda_{c,n}$	$1.319\ 591(2) \times 10^{-15} \text{ m}$
Compton wavelength of proton	$\lambda_{c,p}$	$1.321\ 410(2) \times 10^{-15} \text{ m}$
Diamagnetic shielding factor, spherical water molecule	$1 + \sigma(\text{H}_2\text{O})$	1.000 025 64(7)
Electron magnetic moment	μ_e	$9.284\ 770\ 1(31) \times 10^{-24} \text{ J} \cdot \text{T}^{-1}$
Electron radius (classical)	r_e	$2.817\ 938(7) \times 10^{-15} \text{ m}$
Electron rest mass	m_e	$9.109\ 389\ 7(54) \times 10^{-31} \text{ kg}$
Elementary charge	e	$1.602\ 177\ 33(49) \times 10^{-19} \text{ C}$
Energy equivalents:		
1 electron mass		0.511 003 4(14) MeV
1 electronvolt	1 eV/k	$1.160\ 450(36) \times 10^4 \text{ K}$
	1 eV/hc	$8.065\ 479(21) \times 10^3 \text{ cm}^{-1}$
	1 eV/h	$2.417\ 970(6) \times 10^{14} \text{ Hz}$
1 neutron mass		939.573 1(27) MeV
1 proton mass		938.279 6(27) MeV

* The digits in parentheses following a numerical value represent the standard deviation of that value in terms of the final listed digits.

TABLE 2.1 Fundamental Physical Constants (*Continued*)

C. Recommended consistent values of constants (<i>continued</i>)		
Quantity	Symbol	Value*
1 u		931.501 6(26) MeV
Faraday constant	F	96 485.309(29) C · mol ⁻¹
Fine structure constant	α	0.007 297 353 08(33)
	α^{-1}	137.035 989 5(61)
First radiation constant	c_1	$3.741\ 774\ 9(22) \times 10^{-16}$ W · m ²
Gas constant	R	8.314 510(70) J · K ⁻¹ · mol ⁻¹
g factor (Lande) for free electron	g_e	2.002 319 304 386(20)
Gravitational constant	G	$6.672\ 59(85) \times 10^{-11}$ m ³ · kg ⁻¹ · s ⁻²
Hartree energy	E_h	$4.359\ 748\ 2(26) \times 10^{-18}$ J
Josephson frequency-voltage ratio		$4.835\ 939(13) \times 10^{14}$ Hz · V ⁻¹
Magnetic flux quantum	Φ_0	$2.067\ 851(5) \times 10^{-15}$ Wb
Magnetic moment of protons in water	μ_p/μ_B	$1.520\ 993\ 129(17) \times 10^{-3}$
Molar volume, ideal gas, $p = 1$ bar, $\theta = 0^\circ\text{C}$		22.711 08(19) L · mol ⁻¹
Neutron rest mass	m_n	$1.674\ 928\ 6(10) \times 10^{-27}$ kg
Nuclear magneton	μ_N	$5.050\ 786\ 6(17) \times 10^{-27}$ J · T ⁻¹
Permeability of vacuum	μ_0	$4\pi \times 10^{-7}$ H · m ⁻¹ exactly
Permittivity of vacuum	ϵ_0	$8.854\ 187\ 816 \times 10^{-12}$ F · m ⁻¹
	$\hbar = h/2\pi$	$1.054\ 572\ 66(63) \times 10^{-34}$ J · s
Planck constant	h	$6.626\ 075\ 5(40) \times 10^{-34}$ J · s
Proton magnetic moment	μ_p	$1.410\ 607\ 61(47) \times 10^{-26}$ J · T ⁻¹
Proton magnetogyric ratio	γ_p	$2.675\ 221\ 28(81) \times 10^8$ s ⁻¹ · T ⁻¹
Proton resonance frequency per field in H ₂ O	$\gamma'_p/2\pi$	$42.576\ 375(13)$ MHz · T ⁻¹
Proton rest mass	m_p	$1.672\ 623\ 1(10) \times 10^{-27}$ kg
Quantum-charge ratio	h/e	$4.135\ 701(11) \times 10^{-15}$ J · Hz ⁻¹ · C ⁻¹
Quantum of circulation	h/m_e	$7.273\ 89(1) \times 10^{-4}$ J · s · kg ⁻¹
Ratio, electron-to-proton magnetic moments	μ_e/μ_p	$6.582\ 106\ 88(7) \times 10^2$
Rydberg constant	R_∞	$1.097\ 373\ 153\ 4(13) \times 10^7$ m ⁻¹
Second radiation constant	c_2	$1.438\ 769(12) \times 10^{-2}$ m · K
Speed of light in vacuum	c_0	$299\ 792\ 458$ m · s ⁻¹ exactly
Standard acceleration of free fall	g_n	$9.806\ 65$ m · s ⁻² exactly
Standard atmosphere	atm	101 325 Pa exactly
Stefan-Boltzmann constant	σ	$5.670\ 51(19) \times 10^{-8}$ W · m ⁻² · K ⁻⁴
Thomson cross section	σ_e	$6.652\ 448(33) \times 10^{-29}$ m ²
Wien displacement constant	b	$0.289\ 78(4)$ cm · K
Zeeman splitting constant	μ_B/hc	$4.668\ 58(4) \times 10^{-5}$ cm ⁻¹ · G ⁻¹

D. Units in use together with SI units

Physical quantity	Name of unit	Symbol for unit	Value in SI units
Area	barn	b	10 ⁻²⁸ m ²
Energy	electronvolt	eV ($e \times V$)	$\approx 1.60218 \times 10^{-19}$ J
	megaelectronvolt ¹	MeV	
Length	ångström ²	Å	10 ⁻¹⁰ m; 0.1 nm
Mass	tonne	t	10 ³ kg; Mg

*The digits in parentheses following a numerical value represent the standard deviation of that value in terms of the final listed digits.

¹ The term million electronvolts is frequently used in place of megaelectronvolts.

² The ångström and bar are approved for temporary use with SI units; however, they should not be introduced if not used at present.

TABLE 2.1 Fundamental Physical Constants (*Continued*)

D. Units in use together with SI units (<i>continued</i>)			
Physical quantity	Name of unit	Symbol for unit	Value in SI units
	unified atomic mass unit	$u [= m_a(^{12}\text{C})/12]$	$\approx 1.66054 \times 10^{-27} \text{ kg}$
Plane angle	dalton ³	Da	
	degree	°	$(\pi/180) \text{ rad}$
	minute	'	$(\pi/10\ 800) \text{ rad}$
Pressure	second	"	$(\pi/648\ 000) \text{ rad}$
	bar ²	bar	$10^5 \text{ Pa} = 10^5 \text{ N m}^{-2}$
Time	minute	min	60 s
	hour	h	3600 s
	day	d	86 400 s
Volume	liter (litre)	L, l	$\text{dm}^3 = 10^{-3} \text{ m}^3$
	milliliter	mL, ml	$\text{cm}^3 = 10^{-6} \text{ m}^3$

² The ångström and bar are approved for temporary use with SI units; however, they should not be introduced if not used at present.

³ The name dalton and symbol Da have not been approved although they are often used for large molecules.

TABLE 2.2 Physical and Chemical Symbols and Definitions

Symbols separated by commas represent equivalent recommendations. Symbols for physical and chemical quantities should be printed in *italic* type. Subscripts and superscripts which are themselves symbols for physical quantities should be italicized; all others should be in Roman type. Vectors and matrices should be printed in boldface italic type, e.g., ***B***, ***b***. Symbols for units should be printed in Roman type and should remain unaltered in the plural, and should not be followed by a full stop except at the end of a sentence. References: International Union of Pure and Applied Chemistry, *Quantities, Units and Symbols in Physical Chemistry*, Blackwell, Oxford, 1988; "Manual of Symbols and Terminology for Physicochemical Quantities and Units," *Pure Applied Chem.* **31**:577–638 (1972), **37**:499–516 (1974), **46**:71–90 (1976), **51**:1–41, 1213–1218 (1979); **53**:753–771 (1981), **54**:1239–1250 (1982), **55**:931–941 (1983); IUPAP-SUN, "Symbols, Units and Nomenclature in Physics," *Physica* **93A**: 1–60 (1978).

A. Atoms and molecules

Name	Symbol	SI unit	Definition
Activity (radioactivity)	<i>A</i>	Bq	$A = -dN_B/dt$
Atomic mass constant	m_u	kg	$m_u = m_a(^{12}\text{C})/12$
Bohr magneton	μ_B	$\text{J} \cdot \text{T}^{-1}$	$\mu_B = eh/4\pi m_e$
Bohr radius	a_0	m	$a_0 = 2\epsilon_0 h^2/m_e e^2$
Decay (rate) constant	λ	s^{-1}	$A = \lambda N_B$
Dissociation energy	<i>D</i> , E_d	J	
From ground state	D_0	J	
From the potential minimum	D_e	J	
Electric dipole moment of a molecule	<i>p</i> , μ	$\text{C} \cdot \text{m}$	$E_p = -\mathbf{p} \cdot \mathbf{E}$
Electric field gradient	<i>q</i>	$\text{V} \cdot \text{m}^{-2}$	$q_{\alpha\beta} = -\partial^2 V/\partial\alpha\partial\beta$
Electric polarizability of a molecule	α	$\text{C} \cdot \text{m}^2 \cdot \text{V}^{-1}$	$p(\text{induced}) = \alpha E$
Electron affinity	E_{ea}	J	
Electron rest mass	m_e	kg	
Elementary charge, proton charge	<i>e</i>	C	
Fine structure constant	α		$\alpha = e^2/2\epsilon_0 hc$
<i>g</i> factor	<i>g</i>		

TABLE 2.2 Physical and Chemical Symbols and Definitions (Continued)

A. Atoms and molecules (continued)			
Name	Symbol	SI unit	Definition
Hartree energy	E_h	J	$E_h = h^2/4\pi^2 m_e a_0^2$
Ionization energy	E_i	J	
Larmor circular frequency	ω_L	s^{-1}	$\omega_L = (e/2m)B$
Larmor frequency	ν_L	Hz	$\nu_L = \omega_L/2\pi$
Longitudinal relaxation time	T_1	s	
Magnetogyric ratio	γ	$C \cdot kg^{-1}$	$\gamma = \mu/L$
Magnetic dipole moment of a molecule	m, μ	$J \cdot T^{-1}$	$E_p = -m \cdot B$
Magnetizability of a molecule	ξ	$J \cdot T^{-2}$	$m = \xi B$
Mass of atom, atomic mass	m, m_a	kg	
Neutron number	N		$N = A - Z$
Nuclear magneton	μ_N	$J \cdot T^{-1}$	$\mu_N = (m_e/m_p)\mu_B$
Nucleon number, mass number	A		
Planck constant	h	$J \cdot s$	
Planck constant/ 2π	\hbar	$J \cdot s$	$\hbar = h/2\pi$
Principal quantum number (H atom)	n		$E = -hcR/n^2$
Proton number, atomic number	Z		
Quadrupole interaction	χ	J	$\chi_{\alpha\beta} = eQq_{\alpha\beta}$
Quadrupole moment of a molecule	$Q; \Theta$	$C \cdot m^2$	$E_p = 0.5 Q: V''$ $= 1/3 \Theta V''$
Quadrupole moment	eQ	$C \cdot m^2$	$eQ = 2\langle \Theta_{zz} \rangle$
Rydberg constant	R_∞	m^{-1}	$R_\infty = E_H/2hc$
Transverse relaxation time	T_2	s	
B. Chemical reactions			
Name	Symbol	SI unit	Definition
Amount (of substance)	n	mol	$n_B = N_B/L$
Atomic mass	m, m_a	kg	
Atomic mass constant ^a	m_u	kg	$m_u = m_a(^{12}C)/12$
Avogadro constant	L, N_A	mol^{-1}	
Concentration, amount (concentration)	c	$mol \cdot m^{-3}$	$c_B = n_B/V$
Degree of dissociation	α		
Density (mass)	ρ, γ	$kg \cdot m^{-3}$	$\rho = m_B/V$
Extent of reaction, advancement	ξ	mol	$\Delta\xi = \Delta n_B/\nu_{B_B}$
Mass (molecular or formula unit)	m, m_f	kg	
Mass fraction	w		$w_B = m_B/\sum m_i$
Molality (of a solute)	m	$mol \cdot kg^{-1}$	$m_B = n_B/m_A$
Molar mass	M	$kg \cdot mol^{-1}$	$M_B = m/n_B$
Molar volume	V_m	$m^3 \cdot mol^{-1}$	$V_{m,B} = V/n_B$
Molecular weight (relative molar mass)	M_r		$M_{r,B} = m_B/m_u$
Mole fraction ^b , number fraction	x, y		$x_B = n_B/\sum n_i$
Number concentration	C, n	m^{-3}	$C_B = N_B/V$
Number of entities (e.g., molecules, atoms, ions, formula units)	N		
Pressure (partial)	p_B	Pa	$p_B = y_B p$
Pressure (total)	p, P	Pa	
Solubility	s	$mol \cdot m^{-3}$	$s_B = c_B$ (saturated solution)

^a In biochemistry this unit is called the dalton, with symbol Da.^b For condensed phases x is used, and for gaseous mixtures y may be used.

TABLE 2.2 Physical and Chemical Symbols and Definitions (*Continued*)

B. Chemical reactions (<i>continued</i>)				
Name		Symbol	SI unit	Definition
Stoichiometric number		ν		
Surface concentration		Γ	mol · m ⁻²	$\Gamma_B = n_B/A$
Volume fraction		ϕ		$\phi_B = V_B/\Sigma V_i$
Symbols for particles and nuclear reactions:				
	Alpha particle	α	Muon, positive	μ^+
	Beta particle	β^-, β^+	Neutron	n, n ⁰
	Deuteron	d, ² H	Photon	γ
	Electron	e, e ⁻	Proton	p, p ⁺
	Helion	h	Triton	t, ³ H
	Muon, negative	μ^-		
The meaning of the symbolic expression indicating a nuclear reaction:				
	initial nuclide	(incoming particles or quanta	outgoing particles , or quanta	final nuclide
<i>Examples:</i> ¹⁴ N(α , p) ¹⁷ O, ²³ Na(γ , 3n) ²⁰ Na				
States of aggregation:				
am	amorphous solid	cd	condensed phase (solid or liquid)	
aq	aqueous solution	cr	crystalline	
as, ∞	aqueous solution at infinite dilution	fl	fluid phase (gas or liquid)	
g	gas	lc	liquid crystal	
l	liquid	vit	vitreous substance	
s	solid	mon	monomeric form	
sln	solution	pol	polymeric form	
		ads	species adsorbed on a substance	
C. Chromatography				
Name		Symbol		Definition
Adjusted retention time		t'_R	$t'_R = t_R - t_M$	
Adjusted retention volume		V'_R	$V'_R = V_R - V_M$	
Average linear gas velocity		μ	$\mu = L/t_M$	
Band variance		σ^2		
Bed volume		V_g		
Capacity, volume		Q_v		
Capacity, weight		Q_w		
Column length		L		
Column temperature		θ		
Column volume		V_{col}	$V_{col} = \pi D_c^2/4$	
Concentration at peak maximum		C_{max}		
Concentration of solute in mobile phase		C_M		
Concentration of solute in stationary phase		C_S		
Density of liquid phase		ρ_L		
Diffusion coefficient, liquid film		D_f		
Diffusion coefficient, mobile phase		D_M		

TABLE 2.2 Physical and Chemical Symbols and Definitions (*Continued*)

C. Chromatography (<i>continued</i>)			
Name	Symbol	Definition	
Diffusion coefficient, stationary phase	D_s		
Distribution ratio	D_c	$= [A^+]_s/[A^+]_M$	
		$= \frac{\text{amount of A per cm}^3 \text{ stationary phase}}{\text{amount of A per cm}^3 \text{ of mobile phase}}$	
	D_g	$= \frac{\text{amount A per gram dry stationary phase}}{\text{amount A per cm}^3 \text{ of mobile phase}}$	
	D_v	$= \frac{\text{amount A, stationary phase per cm}^3 \text{ bed volume}}{\text{amount A per cm}^3 \text{ of mobile phase}}$	
	D_S	$= \frac{\text{amount of A per m}^2 \text{ of surface}}{\text{amount of A per cm}^3 \text{ of mobile phase}}$	
Elution volume, exclusion chromatography	V_e		
Flow rate, column	F_c	$F_c = (\pi d_c^2/4)(\epsilon_{tot})(L/t_M)$	
Gas/liquid volume ratio	β		
Inner column volume	V_i		
Interstitial (outer) volume	V_o		
Kovats retention indices	RI		
Matrix volume	V_g		
Net retention volume	V_N	$V_N = jV_R'$	
Obstruction factor	γ		
Packing uniformity factor	λ		
Particle diameter	d_p	$d_p = L/Nh$	
Partition coefficient	K	$K = C_s/C_M = (V_R - V_M)/V_S$	
Partition ratio	k'	$k' = C_s V_S / C_M V_M = K(V_S/V_M)$	
Peak asymmetry factor	AF	Ratio of peak half-widths at 10% peak height	
Peak resolution	Rs	$Rs = (t_{R,2} - t_{R,1})/0.5(W_2 + W_1)$	
Plate height	H	$H = L/N_{\text{eff}}$	
Plate number	N_{eff}	$N_{\text{eff}} = L/H = 16(t'_R/W_b)^2 = 5.54(t'_R/W_{1/2})^2$	
Porosity, column	ϵ		
Pressure, column inlet	P_i		
Pressure, column outlet	P_o		
Pressure drop	ΔP		
Pressure-gradient correction	j	$j = \frac{3[(p_i/p_o)^2 - 1]}{2[(p_i/p_o)^3 - 1]}$	
Recovery factor	R_n	$R_n = 1 - (rD_c + 1)^{-n}$; $r = V_{\text{org}}/V_{\text{aq}}$	
Reduced column length	λ	$\lambda = L/d_p$	
Reduced plate height	h	$h = H/d_p$	
Reduced velocity	v	$v = \mu d_p / D_M = K d_p / t_M D_M$	
Relative retention ratio	α	$\alpha = (k'_2/k'_1)$	
Retardation factor ^c	R_f	$R_f = d_{\text{solute}}/d_{\text{mobile phase}}$	
Retention time	t_R	$t_R = t_M(1 + k') = L/\mu$	
Retention volume	V_R	$V_R = t_R F_c$	
Selectivity coefficient ^d	$k_{A,B}$	$k_{A,B} = [A^+]_i[B^+]/[B^+]_i[A^+]$	
Separation factor	$\alpha_{A/B}$	$\alpha_{A/B} = (D_c)_A/(D_c)_B$	

^c The distance d corresponds to the movement of solute and mobile phase from the starting (sample spotting) line.^d Subscript "i" represents an ion-exchange resin phase. Two immiscible liquid phases might be represented similarly using subscripts "1" and "2."

TABLE 2.2 Physical and Chemical Symbols and Definitions (*Continued*)

C. Chromatography (<i>continued</i>)			
Name	Symbol		Definition
Specific retention volume	V_g^0		$V_g^0 = 273 R/(p^0 M_{wL})$
Thickness (effective) of stationary phase	d_f		
Total bed volume	V_{tot}		
Transit time of nonretained solute	t_M, t_0		
Vapor pressure	p		
Volume liquid phase in column	V_L		
Volume mobile phase in column	V_M		
Weight of liquid phase	w_L		
Zone width at baseline	W_b		$W_b = 4\sigma$
Zone width at $1/2$ peak height	$W_{1/2}$		
D. Colloid and surface chemistry			
Name	Symbol	SI unit	Definition
Adsorbed amount of B	n_B^s	mol	
Area per molecule	a, σ	m^2	$a_B = A/N_N^s$
Area per molecule in a filled monolayer	a_m	m^2	$a_{m,B} = A/N_{m,B}$
Average molar masses:			
Mass-average	M_m	$kg \cdot mol^{-1}$	$M_m = \sum n_i M_i^2 / \sum n_i M_i$
Number-average	M_n	$kg \cdot mol^{-1}$	$M_n = \sum n_i M_i / \sum n_i$
Z-average	M_Z	$kg \cdot mol^{-1}$	$M_Z = \sum n_i M_i^3 / \sum n_i M_i^2$
Contact angle	θ	rad	
Film tension	Σ_f	$N \cdot m^{-1}$	$\Sigma_f = 2\gamma_f$
Film thickness	t, h, δ	m	
Reciprocal thickness of the double layer	κ	m^{-1}	$\kappa = [2F^2 I_c / \epsilon RT]^{1/2}$
Retarded van der Waals constant	β, B	J	
Sedimentation coefficient ^e	s	s	$s = v/a$
Specific surface area	a, s, a_s	m^2/kg	$a = A/m$
Surface coverage	θ		$\theta = N_B^s / N_B$
Surface excess of B	n_B^s	mol	
Surface pressure	π^s, π	$N \cdot m^{-1}$	$\pi^s = \gamma^0 - \gamma$
Surface tension, interfacial tension	γ, σ	$J \cdot m^{-2}$	$\gamma = (\partial G / \partial A_s)_{T,p}$
Thickness of (surface or interfacial) layer	τ, δ, t	m	
Total surface excess concentration	Γ	$mol \cdot m^{-2}$	$\Gamma = \sum \Gamma_i$
van der Waals constant	λ	J	
van der Waals-Hamaker constant	A_H	J	

^e v is the velocity of sedimentation and a is the acceleration of free fall or centrifugation.

TABLE 2.2 Physical and Chemical Symbols and Definitions (*Continued*)

E. Electricity and magnetism			
Name	Symbol	SI unit	Definition
Admittance	Y	S	$Y = 1/Z$
Capacitance	C	F, C · V ⁻¹	$C = Q/U$
Charge density	ρ	C · m ⁻³	$\rho = Q/V$
Conductance	G	S	$G = 1/R$
Conductivity	κ	S · m ⁻¹	$\kappa = 1/\rho$
Dielectric polarization (dipole moment per volume)	\mathbf{P}	C · m ⁻²	$\mathbf{P} = \mathbf{D} - \epsilon_0 \mathbf{E}$
Electrical resistance	R	Ω	$R = U/I = \Delta V/I$
Electric current	I	A	$I = dQ/dt$
Electric current density	j, \mathbf{J}	A · m ⁻²	$I = \int j \, dA$
Electric dipole moment	$\mathbf{p}, \boldsymbol{\mu}$	C · m	$\mathbf{p} = Q\mathbf{r}$
Electric displacement	\mathbf{D}	C · m ⁻²	$\mathbf{D} = \epsilon \mathbf{E}$
Electric field strength	\mathbf{E}	V · m ⁻¹	$\mathbf{E} = \mathbf{F}/Q = -\text{grad } V$
Electric flux	Ψ	C	$\Psi = \int \mathbf{D} \, dA$
Electric potential	V, ϕ	V, J · C ⁻¹	$V = dW/dQ$
Electric potential difference	$U, \Delta V$	V	$U = V_2 - V_1$
Electric susceptibility	χ_e		$\chi_e = \epsilon_r - 1$
Electromotive force	E	V	$E = \int (F/Q) \, ds$
Impedance	Z	Ω	$Z = R + iX$
Loss angle ^f	δ	rad	$\delta = (\pi/2) + \phi_I - \phi_U$
Magnetic dipole moment	$\mathbf{m}, \boldsymbol{\mu}$	A · m ²	$E_p = -\mathbf{m}\mathbf{B}$
Magnetic field strength	\mathbf{H}	A · m ⁻¹	$\mathbf{B} = \mu\mathbf{H}$
Magnetic flux	Φ	Wb	$\Phi = \int \mathbf{B} \, dA$
Magnetization (magnetic dipole moment per volume)	\mathbf{M}	A · m ⁻¹	$\mathbf{M} = (\mathbf{B}/\mu_0) - \mathbf{H}$
Magnetic susceptibility	χ, κ		$\chi = \mu_r - 1$
Magnetic vector potential	\mathbf{A}	Wb · m ⁻¹	$\mathbf{B} = \nabla \mathbf{A}$
Molar magnetic susceptibility	χ_m	m ³ /mol	$\chi_m = V_m \chi$
Mutual inductance	M, L_{12}	H	$E_1 = L_{12}(dI_2/dt)$
Permeability	μ	H · m ⁻¹	$\mathbf{B} = \mu\mathbf{H}$
Permeability of vacuum	μ_0	H · m ⁻¹	
Permittivity	ϵ	F · m ⁻¹	$\mathbf{D} = \epsilon \mathbf{E}$
Permittivity of vacuum	ϵ_0	F · m ⁻¹	$\epsilon_0 = \mu_0^{-1} c_0^{-2}$
Poynting vector	\mathbf{S}	W · m ⁻²	$\mathbf{S} = \mathbf{E} \cdot \mathbf{H}$
Quantity of electricity, electric charge	Q	C	
Reactance	X	Ω	$X = (U/I) \sin \delta$
Relative permeability	μ_r		$\mu_r = \mu/\mu_0$
Relative permittivity ^g	ϵ_r		$\epsilon_r = \epsilon/\epsilon_0$
Resistivity	ρ	Ω · m	$\rho = E/j$
Self-inductance	L	H	$E = -L(dI/dt)$
Susceptance	B	S	$Y = G + iB$

^f ϕ_I and ϕ_U are the phases of current and potential difference.^g This quantity was formerly called the dielectric constant.

TABLE 2.2 Physical and Chemical Symbols and Definitions (Continued)

F. Electrochemistry			
Name	Symbol	SI unit	Definition
Charge density (surface)	σ	$\text{C} \cdot \text{m}^{-2}$	$\sigma = Q/A$
Charge number of an ion	z		$z_{\text{B}} = Q_{\text{B}}/e$
Charge number of electrochemical cell reaction	$n, (z)$		
Conductivity (specific conductance)	κ	$\text{S} \cdot \text{m}^{-1}$	$\kappa = j/E$
Conductivity cell constant	K_{cell}	m^{-1}	$K_{\text{cell}} = \kappa R$
Current density (electric)	j	$\text{A} \cdot \text{m}^{-2}$	$j = I/A$
Diffusion rate constant, mass transfer coefficient	k_{d}	$\text{m} \cdot \text{s}^{-1}$	$k_{\text{d,B}} = v_{\text{B}} I_{1,\text{B}}/nFC_A$
Electric current	I	A	$I = dQ/dt$
Electric mobility	μ	$\text{m}^2 \cdot \text{V}^{-1} \cdot \text{s}^{-1}$	$\mu_{\text{B}} = v_{\text{B}}/E$
Electric potential difference (of a galvanic cell)	$\Delta V, E, U$	V	$\Delta V = V_{\text{R}} - V_{\text{L}}$
Electrochemical potential	$\tilde{\mu}$	$\text{J} \cdot \text{mol}^{-1}$	$\tilde{\mu}_{\text{B}}^{\alpha} = (\partial G/\partial n_{\text{B}}^{\alpha})$
Electrode reaction rate constant	k	(varies)	$k_{\text{ox}} = I_{\text{a}} \left(nFA \prod_i c_i^{n_i} \right)$
Electrokinetic potential (zeta potential)	ζ	V	
Elementary charge (proton charge)	e	C	
emf, electromotive force	E	V	$E = \lim_{t \rightarrow 0} \Delta V$
emf of the cell	E	V	$E = E^{\circ} - (RT/nF) \times \sum v_i \ln a_i$
Faraday constant	F	$\text{C} \cdot \text{mol}^{-1}$	$F = eL$
Galvani potential difference	$\Delta\phi$	V	$\Delta_{\alpha}^{\beta}\phi = \phi^{\beta} - \phi^{\alpha}$
Inner electrode potential	ϕ	V	$\nabla\phi = -E$
Ionic conductivity	λ	$\text{S} \cdot \text{m}^2 \cdot \text{mol}^{-1}$	$\lambda_{\text{B}} = z_{\text{B}} F u_{\text{B}}$
Ionic strength	I_{c}, I	$\text{mol} \cdot \text{m}^{-3}$	$I_{\text{c}} = 1/2 \sum c_i z_i^2$
Mean ionic activity	a_{\pm}		$a_{\pm} = m_{\pm, \gamma} / m^{\circ}$
Mean ionic activity coefficient	γ_{\pm}		$\gamma_{\pm}^{(\nu_+ + \nu_-)} = (\gamma_{\pm}^{\nu_+})(\gamma_{\pm}^{\nu_-})$
Mean ionic mobility	m_{\pm}	$\text{mol} \cdot \text{kg}^{-1}$	$m_{\pm}^{(\nu_+ + \nu_-)} = (m_{\pm}^{\nu_+})(m_{\pm}^{\nu_-})$
Molar conductivity (of an electrolyte)	Λ	$\text{S} \cdot \text{m}^{-2} \text{mol}^{-1}$	$\Lambda_{\text{B}} = \kappa c_{\text{B}}$
pH	pH		$\text{pH} \approx -\log \left[\frac{c(\text{H}^+)}{\text{mol} \cdot \text{dm}^{-3}} \right]$
Outer electrode potential	ψ	V	$\psi = Q/4\pi\epsilon_0 r$
Overpotential	η	V	$\eta = E_{\text{t}} - E_{\text{t}=0} - IR_{\text{u}}$
Reciprocal radius of ionic atmosphere	κ	m^{-1}	$\kappa = (2F^2 I / \epsilon RT)^{1/2}$
Standard emf, standard potential of electrochemical cell reaction	E°	V	$E^{\circ} = -\Delta_{\text{r}}G^{\circ}/nF = (RT/nF) \ln K$
Surface electric potential	χ	V	$\chi = \phi - \psi$
Thickness diffusion layer	δ	m	$\delta_{\text{B}} = D_{\text{B}}/k_{\text{d,B}}$
Transfer coefficient	α		$\alpha_{\text{c}} = \frac{- v RT}{nF} \frac{\partial \ln I_{\text{c}} }{\partial E}$
Transport number	t		$t_{\text{B}} = j_{\text{B}} / \sum j_i$
Volta potential difference	$\Delta\psi$	V	$\Delta_{\alpha}^{\beta} = \psi^{\beta} - \psi^{\alpha}$

TABLE 2.2 Physical and Chemical Symbols and Definitions (Continued)

G. Electromagnetic radiation (continued)			
Name	Symbol	SI unit	Definition
Absorbance	α		$\alpha = \Phi_{\text{abs}}/\Phi_0$
Absorbance (decadic)	A		$A = -\log(1 - \alpha_i)$
Absorbance (napierian)	B		$B = -\ln(1 - \alpha_i)$
Absorption coefficient:			
Linear (decadic)	a, K	m^{-1}	$a = A/l$
Linear (napierian)	α	m^{-1}	$\alpha = B/l$
Molar (decadic)	ϵ	$\text{m}^2 \cdot \text{mol}^{-1}$	$\epsilon = a/d = A/cl$
Molar (napierian)	κ	$\text{m}^2 \cdot \text{mol}^{-1}$	$\kappa = \alpha/c = B/cl$
Absorption index	k		$k = \alpha/4\pi\bar{\nu}$
Angle of optical rotation	α	rad	
Circular frequency	ω	$\text{s}^{-1}, \text{rad} \cdot \text{s}^{-1}$	$\omega = 2\pi\nu$
Complex refractive index	\hat{n}		$\hat{n} = \eta + ik$
Concentration, amount of substance	c	$\text{mol} \cdot \text{m}^3$	
Concentration, mass	γ	$\text{kg} \cdot \text{m}^3$	
Einstein transition probabilities:			
Spontaneous emission	A_{nm}	s^{-1}	$dN_n/dt = -A_{nm}N_n$
Stimulated absorption	B_{mn}	$\text{s} \cdot \text{kg}^{-1}$	$dN_n/dt = \rho_{\bar{\nu}}(\bar{\nu}_{nm})B_{mn}N_m$
Stimulated emission	B_{mm}	$\text{s} \cdot \text{kg}^{-1}$	$dN_n/dt = \rho_{\bar{\nu}}(\bar{\nu}_{nm})B_{mm}N_m$
Emittance	ϵ		$\epsilon = M/M_{\text{bb}}$
By blackbody	M_{bb}		
First radiation constant	c_1	$\text{W} \cdot \text{m}^2$	$c_1 = 2\pi hc_0^2$
Frequency	ν	Hz	$\nu = c/\lambda$
Irradiance (radiant flux received)	$E, (I)$	$\text{W} \cdot \text{m}^{-2}$	$E = d\Phi/dA$
Molar refraction	R, R_m	$\text{m}^3 \cdot \text{mol}^{-1}$	$R = \frac{(n^2 - 1)}{(n^2 + 2)} V_m$
Path length (absorbing)	l	m	
Optical rotatory power	$[\alpha]_{\lambda}^{\theta}$	rad	$[\alpha]_{\lambda}^{\theta} = \alpha/\gamma l$
Planck constant	h	$\text{J} \cdot \text{s}$	
Planck constant/ 2π	\hbar	$\text{J} \cdot \text{s}$	$\hbar = h/2\pi$
Radiant energy	Q, W	J	
Radiant energy density	ρ, w	$\text{J} \cdot \text{m}^{-3}$	$\rho = Q/V$
Radiant exitance, emitted radiant flux	M	$\text{W} \cdot \text{m}^{-2}$	$M = d\Phi/dA_{\text{source}}$
Radiant intensity	I	$\text{W} \cdot \text{sr}^{-1}$	$I = d\Phi/d\Omega$
Radiant power, radiant energy per time	Φ, P	W	$\Phi = dQ/dt$
Refractive index	n		$n = c_0/c$
Reflectance	ρ		$\rho = \Phi_{\text{refl}}/\Phi_0$
Second radiation constant	c_2	$\text{K} \cdot \text{m}$	$c_2 = hc_0/k$
Spectral radiant energy density:			
In terms of frequency	ρ_{ν}, w_{ν}	$\text{J} \cdot \text{m}^{-3} \cdot \text{Hz}^{-1}$	$\rho_{\nu} = d\rho/d\nu$
In terms of wavelength	$\rho_{\lambda}, w_{\lambda}$	$\text{J} \cdot \text{m}^{-4}$	$\rho_{\lambda} = d\rho/d\lambda$
In terms of wavenumber	$\rho_{\bar{\nu}}, w_{\bar{\nu}}$	$\text{J} \cdot \text{m}^{-2}$	$\rho_{\bar{\nu}} = d\rho/d\bar{\nu}$

TABLE 2.2 Physical and Chemical Symbols and Definitions (*Continued*)

G. Electromagnetic radiation (<i>continued</i>)			
Name	Symbol	SI unit	Definition
Speed of light:			
In a medium	c	$\text{m} \cdot \text{s}^{-1}$	$c = c_0/n$
In vacuum	c_0	$\text{m} \cdot \text{s}^{-1}$	
Stefan-Boltzmann constant	σ	$\text{W} \cdot \text{m}^{-2} \cdot \text{K}^{-4}$	$M_{\text{bb}} = \sigma T^4$
Transmittance	τ, T		$\tau = \Phi_{\text{tr}}/\Phi_0$
Wavelength	λ	m	
Wavenumber:			
In a medium	σ	m^{-1}	$\sigma = 1/\lambda$
In vacuum	$\tilde{\nu}$	m^{-1}	$\tilde{\nu} = \nu/c_0 = 1/n\lambda$
H. Kinetics			
Name	Symbol	SI unit	Definition
Activation energy	E_{a}, E	$\text{J} \cdot \text{mol}^{-1}$	$E_{\text{a}} = RT^2 d \ln k/dT$
Boltzmann constant	k, k_{B}	$\text{J} \cdot \text{K}^{-1}$	
Collision cross section	σ	m^2	$\sigma_{\text{AB}} = \pi d_{\text{AB}}^2$
Collision diameter	d	m	$d_{\text{AB}} = r_{\text{A}} + r_{\text{B}}$
Collision frequency	Z_{A}	s^{-1}	
Collision frequency factor	$z_{\text{AB}}, z_{\text{AA}}$	$\text{m}^3 \cdot \text{mol}^{-1} \cdot \text{s}^{-1}$	$z_{\text{AB}} = Z_{\text{AB}}/Lc_{\text{A}}c_{\text{B}}$
Collision number	$Z_{\text{AB}}, Z_{\text{AA}}$	$\text{m}^{-3} \cdot \text{s}^{-1}$	
Half-life	$t_{1/2}$	s	$c(t_{1/2}) = c_0/2$
Overall order of reaction	n		$n = \sum n_{\text{B}}$
Partial order of reaction	n_{B}		$\nu = k \prod c_{\text{B}}^{n_{\text{B}}}$
Pre-exponential factor	A	$(\text{mol}^{-1} \cdot \text{m}^3)^{n-1} \cdot \text{s}^{-1}$	$k = A \exp(-E_{\text{a}}/RT)$
Quantum yield, photochemical yield	ϕ		
Rate of change of quantity X	\dot{X}	(varies)	$\dot{X} = dX/dt$
Rate of concentration change (chemical reaction)	$r_{\text{B}}, \nu_{\text{B}}$	$\text{mol} \cdot \text{m}^{-3} \cdot \text{s}^{-1}$	$r_{\text{B}} = dc_{\text{B}}/dt$
Rate constant, rate coefficient	k	$(\text{mol}^{-1} \cdot \text{m}^3)^{n-1} \cdot \text{s}^{-1}$	$\nu = k \prod c_{\text{B}}^{n_{\text{B}}}$
Rate of conversion change due to chemical reaction	$\dot{\zeta}$	$\text{mol} \cdot \text{s}^{-1}$	$\dot{\zeta} = d\zeta/dt$
Rate of reaction (based on concentration)	ν	$\text{mol} \cdot \text{m}^{-3} \cdot \text{s}^{-1}$	$\nu = \dot{\zeta}/V = \nu_{\text{B}}^{-1} dc_{\text{B}}/dt$
Relaxation time	τ	s	$\tau = 1/(k_1 + k_{-1})$
Standard enthalpy of activation	$\Delta H_{\ddagger}^{\circ}$	$\text{J} \cdot \text{mol}^{-1}$	
Standard entropy of activation	$\Delta S_{\ddagger}^{\circ}$	$\text{J} \cdot \text{mol}^{-1} \cdot \text{K}^{-1}$	
Standard Gibbs energy of activation	$\Delta G_{\ddagger}^{\circ}$	$\text{J} \cdot \text{mol}^{-1}$	
Volume of activation	$\Delta_{\ddagger}^{\circ}V$	$\text{m}^3 \cdot \text{mol}^{-1}$	$\Delta_{\ddagger}^{\circ}V = -RT (\partial \ln k / \partial p)_T$

TABLE 2.2 Physical and Chemical Symbols and Definitions (*Continued*)

I. Mechanics			
Name	Symbol	SI unit	Definition
Acoustic factors:			
Absorption	α_a		$\alpha_a = 1 - \rho$
Dissipation	δ		$\delta = \alpha_a - \tau$
Reflection	ρ		$\rho = P_r/P_0$
Transmission	τ		$\tau = P_t/P_0$
Angular momentum	\mathbf{L}	J · s	$\mathbf{L} = \mathbf{r} \times \mathbf{p}$
Bulk modulus, compression modulus	K	Pa	$K = -V_0(dp/dV)$
Density, mass density	ρ	kg · m ⁻³	$\rho = m/V$
Energy	E	J	
Fluidity, kinematic viscosity	ϕ	m · kg ⁻¹ · s	$\phi = 1/\eta$
Force	\mathbf{F}	N	$\mathbf{F} = d\mathbf{p}/dt = m\mathbf{a}$
Friction coefficient	$\mu, (f)$		$F_{\text{frict}} = \mu F_{\text{norm}}$
Gravitational constant	G	N · m ² · kg ⁻²	$F = Gm_1m_2/r^2$
Hamilton function	H	J	$H(q, p) = T(q, p) + V(q)$
Kinematic viscosity	ν	m ² · s ⁻¹	$\nu = \eta/\rho$
Kinetic energy	E_k	J	$E_k = \frac{1}{2}mv^2$
Lagrange function	L	J	$L(q, \dot{q}) = T(q, \dot{q}) - V(q)$
Linear strain, relative elongation	ϵ, e		$\epsilon = \Delta l/l$
Mass	m	kg	
Modulus of elasticity, Young's modulus	E	Pa	$E = \sigma/\epsilon$
Moment of inertia	I, J	kg · m ²	$I = \sum m_i r_i^2$
Momentum	\mathbf{p}	kg · m · s ⁻¹	$\mathbf{p} = m\mathbf{v}$
Normal stress	σ	Pa	$\sigma = F/A$
Potential energy	E_p	J	$E_p = \int -\mathbf{F} \cdot d\mathbf{s}$
Power	P	W	$P = dW/dt$
Pressure	p, P	Pa, N · m ⁻²	$p = F/A$
Reduced mass	μ	kg	$\mu = m_1m_2/(m_1 + m_2)$
Relative density	d		$d = \rho/\rho^0$
Shear modulus	G	Pa	$G = \tau/\gamma$
Shear strain	γ		$\gamma = \Delta x/d$
Shear stress	τ	Pa	$\tau = F/A$
Sound energy flux	P, P_a	W	$P = dE/dt$
Specific volume	v	m ³ · kg ⁻¹	$v = V/\mu = 1/\rho$
Surface density	ρ_A, ρ_S	kg · m ⁻²	$\rho_A = m/A$
Surface tension	γ, σ	N · m ⁻¹ , J · m ⁻²	$\rho_A = dW/dA$
Torque, moment of a force	$\mathbf{T}, (\mathbf{M})$	N · m	$\mathbf{T} = \mathbf{r} \times \mathbf{F}$
Viscosity (dynamic)	η, μ	Pa · s	$\tau_{x,z} = \lambda(dv_x/dz)$
Volume (or bulk) strain	θ		$\theta = \Delta V/V_0$
Weight	$G, (W, P)$	N	$G = m \cdot g$
Work	W, w	J	$W = \int \mathbf{F} \cdot d\mathbf{s}$

TABLE 2.2 Physical and Chemical Symbols and Definitions (Continued)

J. Solid state			
Name	Symbol	SI unit	Definition
Acceptor ionization energy	E_a	J	
Bragg angle	θ	rad	$n\lambda = 2d \sin \theta$
Bloch function	$\mathbf{u}_k(\mathbf{r})$	$\text{m}^{-3/2}$	$\psi(\mathbf{r}) = \mathbf{u}_k(\mathbf{r}) \exp(ik \cdot \mathbf{r})$
Burgers vector	\mathbf{b}	m	
Charge density of electrons	ρ	$\text{C} \cdot \text{m}^{-3}$	$\rho(\mathbf{r}) = -e\psi^*(\mathbf{r})\psi(\mathbf{r})$
Circular wave vector:			
For particles (k)	\mathbf{k}, \mathbf{q}	m^{-1}	$k = 2\pi/\lambda$
For phonons (q)			
Conductivity tensor	σ_{ik}	$\text{S} \cdot \text{m}^{-1}$	$\sigma = \rho^{-1}$
Curie temperature	T_C	K	
Debye circular frequency	ω_D	s^{-1}	
Debye circular wavenumber	q_D	m^{-1}	
Debye-Waller factor	B, D		
Density of states	N_E	$\text{J}^{-1} \cdot \text{m}^{-3}$	$N_E = dN(E)/dE$
Density of vibrational modes (spectral)	N_ω, g	$\text{s} \cdot \text{m}^{-3}$	$N_\omega = dN(\omega)/d\omega$
Diffusion coefficient	D	$\text{m}^2 \cdot \text{s}^{-1}$	$dN/dt = -DA \, dn/dx$
Diffusion length	L	m	$L = (D\tau)^{1/2}$
Displacement vector of an ion	\mathbf{u}	m	$\mathbf{u} = \mathbf{R} - \mathbf{R}_0$
Donor ionization energy	E_d	J	
Effective mass	m^*	kg	
Equilibrium position vector of an ion	\mathbf{R}_0	m	
Fermi energy	E_F	J	
Gap energy	E_g		
Grüneisen parameter	γ, Γ		$\gamma = \alpha V/\kappa C_V$
Hall coefficient	A_H, R_H	$\text{m}^3 \cdot \text{C}^{-1}$	$\mathbf{E} = \rho \cdot \mathbf{j} + \mathbf{R}_H(\mathbf{B} \times \mathbf{j})$
Lattice plane spacing	d	m	
Lattice vector	\mathbf{R}, \mathbf{R}_0	m	
Lorenz coefficient	L	$\text{V}^2 \cdot \text{K}^{-2}$	$L = \lambda/\sigma T$
Madelung constant	α		$E_{\text{coul}} = \frac{\alpha N_A Z_+ Z_- e^2}{4\pi\epsilon_0 R_0}$
Mobility	μ	$\text{m}^2 \cdot \text{V}^{-1} \cdot \text{s}^{-1}$	$\mu = v_{\text{drift}}/E$
Mobility ratio	b		$b = \mu_n/\mu_p$
Neel temperature	T_N	K	
Number density, number concentration	n	m^{-3}	
Order parameters:			
Long range	s		
Short range	σ		
Order of reflection	n		
Particle position vector:			
Electron	\mathbf{r}	m	
Ion position	\mathbf{R}_j	m	
Peltier coefficient	Π	V	
Reciprocal lattice vector (circular)	\mathbf{G}	m^{-1}	$\mathbf{G} \cdot \mathbf{R} = 2\pi m$

TABLE 2.2 Physical and Chemical Symbols and Definitions (Continued)

J. Solid state (continued)			
Name	Symbol	SI unit	Definition
Relaxation time	τ	s	$\tau = 1/\nu_F$
Residual resistivity	ρ_R	m	
Resistivity tensor	$\boldsymbol{\rho}$	$\Omega \cdot \text{m}$	$\mathbf{E} = \boldsymbol{\rho} \cdot \mathbf{j}$
Temperature	θ	K	
Thermal conductivity tensor	$\boldsymbol{\lambda}$	$\text{W} \cdot \text{m}^{-1} \cdot \text{K}^{-1}$	$\mathbf{J}_q = -\boldsymbol{\lambda} \cdot \text{grad } T$
Thermoelectric force	E	V	
Thomson coefficient	μ	$\text{V} \cdot \text{K}^{-1}$	
Translation vectors for the reciprocal lattice (circular)	$\mathbf{b}_1; \mathbf{b}_2; \mathbf{b}_3$ $\mathbf{a}^*; \mathbf{b}^*; \mathbf{c}^*$	m^{-1}	$\mathbf{a}_i \cdot \mathbf{b}_k = 2\pi\delta_{ik}$
Translation vectors for crystal lattice	$\mathbf{a}_1; \mathbf{a}_2; \mathbf{a}_3$ $\mathbf{a}; \mathbf{b}; \mathbf{c}$	m	$\mathbf{R} = n_1\mathbf{a}_1 + n_2\mathbf{a}_2 + n_3\mathbf{a}_3$
Work function	Φ	J	$\Phi = E_\infty - E_F$
K. Space and time			
Name	Symbol	SI unit	Definition
Acceleration	$\mathbf{a}, (g)$	$\text{m} \cdot \text{s}^{-2}$	$\mathbf{a} = d\mathbf{v}/dt$
Angular velocity	ω	$\text{rad} \cdot \text{s}^{-1}, \text{s}^{-1}$	$\omega = d\phi/dt$
Area	A, A_s, S	m^2	
Breadth	b	m	
Cartesian space coordinates	x, y, z	m	
Circular frequency, angular frequency	ω	$\text{rad} \cdot \text{s}^{-1}, \text{s}^{-1}$	$\omega = 2\pi\nu$
Diameter	d	m	
Distance	d	m	
Frequency	ν, f	Hz	$\nu = 1/T$
Generalized coordinate	q, q_i	(varies)	
Height	h	m	
Length	l	m	
Length of arc	s	m	
Path length	s	m	
Period	T	s	$T = t/N$
Plane angle	$\alpha, \beta, \gamma,$ θ, ϕ	rad, l	$\alpha = s/r$
Position vector	\mathbf{r}	m	$\mathbf{r} = x\mathbf{i} + y\mathbf{j} + z\mathbf{k}$
Radius	r	m	
Relaxation time, time constant	τ, T	s	$\tau = dt/d \ln x $
Solid angle	ω, Ω	sr, l	$\Omega = A/r^2$
Speed	v, u, w, c	$\text{m} \cdot \text{s}^{-1}$	$v = \mathbf{v} $
Spherical polar coordinates	r, θ, ϕ	m, l, l	
Thickness	d, δ	m	
Time	t	s	
Velocity	$\mathbf{v}, \mathbf{u}, \mathbf{w}, \mathbf{c}$	$\text{m} \cdot \text{s}$	$\mathbf{v} = d\mathbf{r}/dt$
Volume	$V, (v)$	m^3	

TABLE 2.2 Physical and Chemical Symbols and Definitions (Continued)

L. Spectroscopy			
Name	Symbol	SI unit	Definition
Asymmetry parameter	κ		$\kappa = \frac{2B - A - C}{A - C}$
Centrifugal distortion constants:			
A reduction	$\Delta_J \Delta_{JK} \Delta_K \delta_J \delta_K$	m^{-1}	
S reduction	$D_J D_{JK} D_K d_1 d_2$		
Degeneracy, statistical weight	g, d, β		
Electric dipole moment of a molecule	p, μ	$\text{C} \cdot \text{m}$	$E_p = -p \cdot E$
Electron spin resonance (ESR), electron paramagnetic resonance (EPR): Hyperfine coupling constant:			
In liquids	a, A	Hz	$\hat{H}_{\text{ms}}/h = a\hat{S} \cdot \mathbf{I}$
In solids	T	Hz	$\hat{H}_{\text{ms}}/h = \hat{S} \cdot \mathbf{T} \cdot \mathbf{I}$
g factor	g		$h\nu = g\mu_B B$
Electronic term	T_e	m^{-1}	$T_e = E_e/hc$
Harmonic vibration wave-number	ω_e, ω_r	m^{-1}	
Inertial defect	Δ	$\text{kg} \cdot \text{m}^2$	$\Delta = I_C - I_A - I_B$
Interatomic distances:			
Equilibrium distance	r_e	m	
Ground state distance	r_0	m	
Substitution structure distance	r_s	m	
Zero-point average distance	r_z	m	
Longitudinal relaxation time	T_1	s	
Nuclear magnetic resonance (NMR), chemical shift, δ scale	δ		$\delta = 10^6(\nu - \nu_0)/\nu_0$
Coupling constant, direct (dipolar)	D_{AB}	Hz	
Magnetogyric ratio	γ	$\text{C} \cdot \text{kg}^{-1}$	$\gamma = 2\pi\mu/ħh$
Shielding constant	σ_A		$B_A = (1 - \sigma_A)B$
Spin-spin coupling constant	J_{AB}	Hz	$H/h = J_{AB}\mathbf{I}_A \cdot \mathbf{I}_B$
Principal moments of inertia	$I_A; I_B; I_C$	$\text{kg} \cdot \text{m}^2$	$I_A \leq I_B \leq I_C$
Rotational constants:			
In frequency	$A; B; C$	Hz	$A = h/8\pi^2 I_A$
In wavenumber	$\tilde{A}; \tilde{B}; \tilde{C}$	m^{-1}	$\tilde{A} = h/8\pi^2 I_A$
Rotational term	F	m^{-1}	$F = E_{\text{rot}}/hc$
Spin orbit coupling constant	A	m^{-1}	$T_{\text{s.o.}} = A \langle \tilde{\mathbf{L}} \cdot \tilde{\mathbf{S}} \rangle$
Total term	T	m^{-1}	$T = E_{\text{tot}}/hc$
Transition dipole moment of a molecule	\mathbf{M}, \mathbf{R}	$\text{C} \cdot \text{m}$	$M = \int \psi' p \psi'' d\tau$

TABLE 2.2 Physical and Chemical Symbols and Definitions (Continued)

L. Spectroscopy (continued)					
Name	Symbol	SI unit	Definition		
Transition frequency	ν	Hz	$\nu = (E' - E'')/h$		
Transition wavenumber	$\tilde{\nu}$, (ν)	m^{-1}	$\tilde{\nu} = T' - T''$		
Transverse relaxation time	T_2	s			
Vibrational anharmonicity constant	$\omega_e X_e; \chi_{rs}; g_{tt'}$	m^{-1}			
Vibrational coordinates:					
Internal coordinates	R_i, r_j, θ_j , etc.				
Normal coordinates, dimensionless	q_r				
Mass adjusted	Q_r				
Vibrational force constants:					
Diatomic	$f, (k)$	$\text{J} \cdot \text{m}^{-2}$	$f = \partial^2 V / \partial r^2$		
Polyatomic					
Dimensionless normal coordinates	$\phi_{\text{rst}}, \dots, k_{\text{rst}}, \dots$	m^{-1}			
Internal coordinates	f_{ij}	(varies)	$f_{ij} = \partial^2 V / \partial r_i \partial r_j$		
Symmetry coordinates	F_{ij}	(varies)	$F_{ij} = \partial^2 V / \partial S_i \partial S_j$		
Vibrational quantum numbers	$v_r; l_t$				
Vibrational term	G	m^{-1}	$G = E_{\text{vib}}/hc$		
M. Thermodynamics					
Name	Symbol	SI unit	Quantum number symbol		
			Total	Z axis	z axis
Electron orbital	\hat{L}		L	M_L	Λ
One electron only	\hat{l}		l	m_l	λ
Electron orbital + spin	$\hat{L} + \hat{S}$				$\Omega = \Lambda + \Sigma$
Electron spin	\hat{S}		S	M_S	σ
One electron only	\hat{s}		s	m_s	Σ
Internal vibrational:					
Spherical top	\hat{I}		$l(l \zeta)$		K_I
Other	$\hat{J}, \hat{\pi}$				$l(l \zeta)$
Nuclear orbital (rotational)	\hat{R}		R		K_R, k_R
Nuclear spin	\hat{I}		I	M_I	
Sum of $J + I$	\hat{F}		F	M_F	
Sum of $N + S$	\hat{J}		J	M_J	K, k
Sum of $R + L(+j)$	\hat{N}		N		K, k
M. Thermodynamics					
Name	Symbol	SI unit	Definition		
Absolute activity	λ		$\lambda_B = \exp(\mu_B/RT)$		
Activity (referenced to Henry's law):					
Concentration basis	a_c		$a_{c,B} = \exp \left[\frac{\mu_B - \mu_B^*}{RT} \right]$		

TABLE 2.2 Physical and Chemical Symbols and Definitions (Continued)

M. Thermodynamics (continued)			
Name	Symbol	SI unit	Definition
Molality basis	a_m		$a_{m,B} = \exp \left[\frac{\mu_B - \mu_B^*}{RT} \right]$
Mole fraction basis	a_x		$a_{x,B} = \exp \left[\frac{\mu_B - \mu_B^*}{RT} \right]$
Activity (referenced to Raoult's law)	a		$a_B = \exp \left[\frac{\mu_B - \mu_B^*}{RT} \right]$
Activity coefficient (referenced to Henry's law):			
Concentration basis	γ_c		$a_{c,B} = \gamma_{c,B} c_B / c^0$
Molality basis	γ_m		$a_{m,B} = \gamma_{m,B} m_B / m^0$
Mole fraction basis	γ_x		$a_{x,B} = \gamma_{x,B} x_B$
Activity coefficient (referenced to Raoult's law)	f		$f_B = a_B / x_B$
Affinity of reaction	A	$\text{J} \cdot \text{mol}^{-1}$	$A = -(\partial G / \partial \xi)_{p,T}$
Celsius temperature	θ, t	$^{\circ}\text{C}$	$\theta / ^{\circ}\text{C} = T / \text{K} - 273.15$
Chemical potential	μ	$\text{J} \cdot \text{mol}^{-1}$	$\mu_B = (\partial G / \partial n_B)_{T,p,n}$
Compressibility:			
Isentropic	κ_S	Pa^{-1}	$\kappa_S = -(1/V)(\partial V / \partial p)_S$
Isothermal	κ_T	Pa^{-1}	$\kappa_T = -(1/V)(\partial V / \partial p)_T$
Compressibility factor	Z		$Z = pV_m / RT$
Cubic expansion coefficient	α, α_v, γ	K^{-1}	$\alpha = (1/V)(\partial V / \partial T)_p$
Enthalpy	H	J	$H = U + pV$
Entropy	S	$\text{J} \cdot \text{K}^{-1}$	$dS \geq dq/T$
Equilibrium constant	K^0, K		$K^0 = \exp(-\Delta_r G^0 / RT)$
Equilibrium constant:			
Concentration basis	K_c	$(\text{mol} \cdot \text{m}^{-3})^{\sum \nu}$	$K_c = \Pi c^\nu$
Molality basis	K_m	$(\text{mol} \cdot \text{m}^{-1})^{\sum \nu}$	$K_m = \Pi m^\nu$
Pressure basis	K_p	$\text{Pa}^{\sum \nu}$	$K_p = \Pi p^\nu$
Fugacity	f	Pa	$f_B^* = \lambda_B \lim_{p \rightarrow 0} (p_B / \lambda_B)_T$
Fugacity coefficient	ϕ		$\phi_B = f_B / p_B$
Gibbs energy	G	J	$G = H - TS$
Heat	q, Q	J	
Heat capacity:			
At constant pressure	C_p	$\text{J} \cdot \text{K}^{-1}$	$C_p = (\partial H / \partial T)_p$
At constant volume	C_v	$\text{J} \cdot \text{K}^{-1}$	$C_v = (\partial U / \partial T)_v$
Helmholtz energy	A	J	$A = U - TS$
Internal energy	U		$\Delta U = q + w$
Ionic strength:			
Concentration basis	I_c, I	$\text{mol} \cdot \text{kg}^{-3}$	$I_c = \frac{1}{2} \sum m_B z_B^2$
Molality basis	I_m, I	$\text{mol} \cdot \text{kg}^{-1}$	$I_m = \frac{1}{2} \sum m_B z_B^2$
Joule-Thomson coefficient	μ, μ_{JT}	$\text{K} \cdot \text{Pa}^{-1}$	$\mu = (\partial T / \partial p)_H$
Linear expansion coefficient	α_1	K^{-1}	$\alpha_1 = (1/l)(\partial l / \partial T)$
Massieu function	J	$\text{J} \cdot \text{K}^{-1}$	$J = -A/T$
Molar quantity X	X_m	(varies)	$X_m = X/n$
Osmotic coefficient:			
Molality basis	ϕ_m		$\phi_m = (\mu_A^* - \mu_A) / (RT m_A \sum m_B)$
Mole fraction basis	ϕ_x		$\phi_x = (\mu_A - \mu_A^*) / (RT \ln x_A)$

TABLE 2.2 Physical and Chemical Symbols and Definitions (*Continued*)

M. Thermodynamics (<i>continued</i>)			
Name	Symbol	SI unit	Definition
Osmotic pressure (ideal dilute solution)	Π	Pa	$\Pi = c_B RT$
Partial molar quantity X	X_B	(varies)	$X = (\partial X / \partial n_B)_{T,p,n}$
Planck function	Y	$J \cdot K^{-1}$	$Y = -G/T$
Pressure coefficient	β	$Pa \cdot K^{-1}$	$\beta = (\partial P / \partial T)_V$
Ratio of heat capacities	γ		$\gamma = C_p / C_v$
Relative pressure coefficient	α_p	K^{-1}	$\alpha_p = (1/p)(\partial p / \partial T)_V$
Second virial coefficient	B	$m^3 \cdot mol^{-1}$	$pV_m = RT(1 + B/V_m + \dots)$
Specific quantity X	x	(varies)	$x = X/m$
Standard chemical potential	μ^0	$J \cdot mol^{-1}$	
Standard partial molar enthalpy	H^0	$J \cdot mol^{-1}$	$H^0 = \mu^0 + TS$
Standard partial molar entropy	S^0	$J \cdot mol^{-1} \cdot K^{-1}$	$S^0 = -(\partial \mu^0 / \partial T)$
Standard reaction enthalpy	$\Delta_r H^0$	$J \cdot mol^{-1}$	$\Delta_r H^0 = \sum \nu H^0$
Standard reaction entropy	$\Delta_r S^0$	$J \cdot mol^{-1} \cdot K^{-1}$	$\Delta_r S^0 = \sum \nu S^0$
Standard reaction Gibbs energy	$\Delta_r G^0$	$J \cdot mol^{-1}$	$\Delta_r G^0 = \sum \nu \mu^0$
Surface tension	γ, σ	$J \cdot m^{-2},$ $N \cdot m^{-1}$	$\gamma = (\partial G / \partial A_s)_{T,p}$
Thermodynamic temperature	T	K	
Work	w, W	J	

Symbols used as subscripts to denote a chemical reaction or process:

ads	adsorption	mix	mixing of fluids
at	atomization	r	reaction in general
c	combustion reaction	sol	solution of solute in solvent
dil	dilution of a solution	sub	sublimation (solid to gas)
f	formation reaction	trs	transition (two phases)
fus	melting, fusion (solid to liquid)		

Recommended superscripts:

+	activated complex, transition state	∞	infinite solution
E	excess quantity	*	pure substance
id	ideal	\circ	standard

N. Transport properties

Name	Symbol	SI unit	Definition
Coefficient of heat transfer	$h, (k, K)$	$W \cdot m^{-2} \cdot K^{-1}$	$h = J_q / \Delta T$
Diffusion coefficient	D	$m^2 \cdot s^{-1}$	$D = J_n / (dc/dl)$
Flux (of a quantity X)	J_X, J	(varies)	$J_X = A^{-1} dX/dt$
Heat flow rate	ϕ	W	$\phi = dq/dt$
Heat flux	J_q	$W \cdot m^{-2}$	$J_q = \phi/A$
Mass flow rate	q_m, m	$kg \cdot s^{-1}$	$q_m = dm/dt$
Mass transfer coefficient	k_d	$m \cdot s^{-1}$	
Thermal conductance	G	$W \cdot K^{-1}$	$G = \phi / \Delta T$
Thermal conductivity	λ, k	$W \cdot m^{-1} \cdot K^{-1}$	$\lambda = J_q / (dT/dl)$

TABLE 2.2 Physical and Chemical Symbols and Definitions (*Continued*)

N. Transport properties (<i>continued</i>)			
Name	Symbol	SI unit	Definition
Thermal diffusivity	a	$\text{m}^2 \cdot \text{s}^{-1}$	$a = \lambda/\rho c_p$
Thermal resistance	R	$\text{K} \cdot \text{W}^{-1}$	$R = 1/G$
Volume flow rate	q_v, V	$\text{m}^3 \cdot \text{s}^{-1}$	$q_v = dV/dt$
Dimensionless quantities:			
Alfvén number	Al		$Al = v(\rho\mu)^{1/2}/B$
Cowling number	Co		$Co = B^2/\mu\rho v^2$
Euler number	Eu		$Eu = \Delta p/\rho v^2$
Fourier number	Fo		$Fo = at/l^2$
Fourier number for mass transfer in binary mixtures	Fo^*		$Fo^* = Dt/l^2$
Froude number	Fr		$Fr = v/(lg)^{1/2}$
Grashof number	Gr		$Gr = l^3 g \alpha \Delta T \rho^2/\eta^2$
Grashof number for mass transfer in binary mixtures	Gr^*		$Gr^* = l^3 g (\partial\rho/\partial x)_{T,p} (\Delta x \pi/\eta)$
Hartmann number	Ha		$Ha = Bl(\kappa/\eta)^{1/2}$
Knudsen number	Kn		$Kn = \lambda/l$
Lewis number	Le		$Le = a/D$
Mach number	Ma		$Ma = v/c$
Magnetic Reynolds number	Rm, Re_m		$Rm = \nu\mu\kappa l$
Nusselt number	Nu		$Nu = hl/k$
Nusselt number for mass transfer in binary mixtures	Nu^*		$Nu^* = k_d l/D$
Péclet number	Pe		$Pe = vl/a$
Péclet number for mass transfer in binary mixtures	Pe^*		$Pe^* = vl/D$
Prandtl number	Pr		$Pr = \eta/\rho a$
Rayleigh number	Ra		$Ra = l^3 g \alpha \Delta T \rho/\eta a$
Reynolds number	Re		$Re = \rho vl/\eta$
Schmidt number	Sc		$Sc = \eta/\rho D$
Sherwood number	Sh		$Sh = k_d l/D$
Stanton number	St		$St = h/\rho v c_p$
Stanton number for mass transfer in binary mixtures	St^*		$St^* = k_d/v$
Strouhal number	Sr		$Sr = lf/v$
Weber number	We		$We = \rho v^2 l/\gamma$

Symbols used in the definitions of dimensionless quantities:

Acceleration of free fall	g	Pressure	p
Area	A	Speed	v
Cubic expansion coefficient	α	Speed of sound	c
Density	ρ	Surface tension	γ
Frequency	f	Temperature	T
Length	l	Time	t
Mass	m	Viscosity	η
Mean free path	λ	Volume	V
Mole fraction	x		

TABLE 2.3 Mathematical Symbols and Abbreviations

Symbol or abbreviation	Meaning
+	Plus
-	Minus
±	Plus or minus
∓	Minus or plus
≡	Identically equal to
×, center dot	Multiplied by (ab , $a \times b$, $a \cdot b$)
÷	Divided by (a/b , ab^{-1})
≠	Not equal to
≈	Approximately equal to
≅	Asymptotically equal to
>	Greater than
<	Less than
≫	Much greater than
≪	Much less than
≥	Greater than or equal to
≤	Less than or equal to
∝, ~	Proportional to
→	Tends to, approaches
∞	Infinity
a	Magnitude of a
a^n	n th power of a
$\sqrt[n]{a}$, $a^{1/n}$	n th root of a
\sqrt{a} , $a^{1/2}$	Square root of a
$\langle a \rangle$, \bar{a}	Mean value of a
$\prod_{i=1}^n a_i$, Πa_i	Product of a_i
$\log a$ or $\log_{10} a$	Common (or Briggsian) logarithm to the base 10 of a
$\log_a b$	Logarithm to the base a of b
$\ln b$, $\log_e b$	Natural (Napierian) logarithm (to the base e) of b
e	Base (2.718) of natural system of logarithms
π	Pi (3.1416)
i	Imaginary quantity, square root of minus one
$n!$	n factorial ($n! = 1 \cdot 2 \cdot 3 \cdots n$)
∠	Angle
⊥	Perpendicular to
∥	Parallel to
a°	a degrees (angle)
a'	a minutes (angle); a prime
a''	a seconds (angle); a double prime
$\sin a$	sine of a
$\cos a$	cosine of a
$\tan a$	tangent of a
$\cot a$	cotangent of a
$\sec a$	secant of a
$\cos a$	cosecant of a
$\arcsin a$, $\sin^{-1} a$	Inverse sine of a (angle whose sine is a)
$\arccos a$, $\cos^{-1} a$	Inverse cosine of a (angle whose cosine is a)
$\arctan a$, $\tan^{-1} a$	Inverse tangent of a (angle whose tangent is a)
$\sinh a$	Hyperbolic sine of a
$\cosh a$	Hyperbolic cosine of a
$\tanh a$	Hyperbolic tangent of a

TABLE 2.3 Mathematical Symbols and Abbreviations (*Continued*)

Symbol or abbreviation	Meaning
$\operatorname{cotanh} a$	Hyperbolic cotangent of a
$P(x, y)$	Rectangular coordinate of point P
$P(r, \theta)$	Polar coordinate of point P
$f(x), F(x)$	Function of x
Δx	Increment of x
dy	Total differential of y
$\frac{dy}{dx}$ or $f'(x)$	Derivative of $y = f(x)$ with respect to x
$\frac{d^2y}{dx^2}$ or $f''(x)$	Second derivative of $y = f(x)$ with respect to x
$\frac{\partial z}{\partial x}$	Partial derivative of z with respect to x
$\frac{\partial^2 z}{\partial x \partial y}$	Second partial derivative of z with respect to x and y
\int	Integral of
\int_a^b	Integral between the limits a and b
$\lim_{x \rightarrow a} f(x)$	limit of $f(x)$ as x tends to a
$\sum_{i=1}^n$	Summation of a_i between the limits 1 and n

TABLE 2.4 SI Prefixes

Submultiple	Prefix	Symbol	Multiple	Prefix	Symbol
10^{-1}	deci	d	10	deka	da
10^{-2}	centi	c	10^2	hecto	h
10^{-3}	milli	m	10^3	kilo	k
10^{-6}	micro	μ	10^6	mega	M
10^{-9}	nano	n	10^9	giga	G
10^{-12}	pico	p	10^{12}	tera	T
10^{-15}	femto	f	10^{15}	peta	P
10^{-18}	atto	a	10^{18}	exa	E
10^{-21}	zepto	z	10^{21}	zetta	Z
10^{-24}	yocto	y	10^{24}	yotta	Y

TABLE 2.4 SI Prefixes (*Continued*)

Numerical (multiplying) prefixes					
Number	Prefix	Number	Prefix	Number	Prefix
0.5	hemi	19	nonadeca	39	nonatriaconta
1	mono	20	icosa	40	tetraconta
1.5	sesqui	21	henicosa	41	hentetraconta
2	di (bis)*	22	docosa	42	dotetraconta
3	tri (tris)*	23	tricoso	43	tritetraconta
4	tetra (tetrakis)*	24	tetracoso	44	tetratetraconta
5	penta	25	pentacoso	45	pentatetraconta
6	hexa	26	hexacoso	46	hexatetraconta
7	hepta	27	heptacoso	47	heptatetraconta
8	octa	28	octacoso	48	octatetraconta
9	nona	29	nonacoso	49	nonatetraconta
10	deca	30	triaconta	50	pentaconta
11	undeca	31	hentriaconta	60	hexaconta
12	dodeca	32	dotriaconta	70	heptaconta
13	trideca	33	tritriaconta	80	octaconta
14	tetradeca	34	tetratriaconta	90	nonaconta
15	pentadeca	35	pentatriaconta	100	hecta
16	hexadeca	36	hexatriaconta	110	decahecta
17	heptadeca	37	heptatriaconta	120	icosahecta
18	octadeca	38	octatriaconta	130	triacontahecta

* In the case of complex entities such as organic ligands (particularly if they are substituted) the multiplying prefixes bis-, tris-, tetrakis-, pentakis-, . . . are used, i.e., -kis is added starting from tetra-. The modified entity is often placed within parentheses to avoid ambiguity.

TABLE 2.5 Greek Alphabet

Capital	Lower case	Name	Capital	Lower case	Name
A	α	Alpha	N	ν	Nu
B	β	Beta	Ξ	ξ	Xi
Γ	γ	Gamma	O	o	Omicron
Δ	δ	Delta	Π	π	Pi
E	ϵ	Epsilon	P	ρ	Rho
Z	ζ	Zeta	Σ	σ	Sigma
H	η	Eta	T	τ	Tau
Θ	θ	Theta	Y	υ	Upsilon
I	ι	Iota	Φ	ϕ	Phi
K	κ	Kappa	X	χ	Chi
Λ	λ	Lambda	Ψ	ψ	Psi
M	μ	Mu	Ω	ω	Omega

TABLE 2.6 Abbreviations and Standard Letter Symbols

Abampere	abamp	Angular momentum	π
Absolute	abs	Angular momentum terms	j, J, l, L, N
Absolute activity	λ	Angular velocity	ω
Absorbance (decadic)	A	Anhydrous	anhyd
Absorbance (napierian)	B	Approximate (circa)	ca.
Absorptance	α	Aqueous solution	aq
Absorption coefficient, linear decadic	a, K	Aqueous solution at infinite dilution	aq, ∞
Absorption coefficient, linear napierian	α	Are, unit of area	a
Absorption coefficient, molar decadic	μ, ϵ	Area	A, S
Absorption coefficient, molar napierian	κ	Area per molecule	a, σ
Absorption index	k	Astronomical unit	AU
Acceleration	a	Asymmetry parameter	κ
Acceleration due to gravity	g, g_n	Atmosphere, unit of pressure	atm
Acetyl	Ac	Atomic mass	m_a
Acoustic absorption factor	α_n	Atomic mass constant	m_u
Acoustic dissipation factor	δ	Atomic mass unit	amu
Acoustic reflection factor	ρ	Atomic number	Z
Acoustic transmission factor	τ	Atomic percent	at. %
Activation energy	E_a	Atomic weight	at. wt.
Activity (referenced to Raoult's law)	a	Average	av
Activity (referenced to Henry's law):		Average linear gas velocity	μ
Concentration basis	a_c	Avogadro constant	L, N_A
Molality basis	a_m	Axial angular momentum	λ, Λ, Ω
Mole fraction basis	a_x	Axial spin angular momentum	σ, Σ
Activity (radioactive)	A	Bandwidth (10%) of a spectral filter	$\Delta\lambda_{0.1}$
Activity coefficient (referenced to Raoult's law)	f	Band variance	σ^2
Activity coefficient (referenced to Henry's law):		Bar, unit of pressure	bar
Concentration basis	γ_c	Barn, unit of area	b
Molality basis	γ_m	Barrel	bbl
Mole fraction basis	γ_x	Base of natural logarithms	e
Adjusted retention time	t'_R	Becquerel	Bq
Adjusted retention volume	V'_R	Bed volume	V_g
Admittance	Y	Beta particle	β
Affinity of reaction	A	Bloch function	$u_k(\mathbf{r})$
Alcohol	alc	Body-centered cubic	bcc
Alfvén number	Al	Bohr	b
Alkaline	alk	Bohr magneton	μ_B
Alpha particle	α	Bohr radius	a_0
Alternating current	ac	Boiling point	bp
Amorphous	am	Boltzmann constant	k, k_B
Amount concentration	c	Bragg angle	θ
Amount of substance	n	Breadth	b
Ampere	A	British thermal unit	Btu
Amplification factor	μ	Bulk modulus	K
Angle of optical rotation	α	Bulk strain	θ
Angstrom	$\text{Å}, A$	Burgers vector	\mathbf{b}
Angular dispersion	$d\theta/d\lambda$	Butyl	Bu
		Calorie, unit of energy	cal
		Calorie, international steam table	cal _{IT}
		Candela	cd
		Capacitance	C

TABLE 2.6 Abbreviations and Standard Letter Symbols (*Continued*)

Capacity, volume	Q_V	Concentration of solute in stationary phase	C_S
Capacity, weight	Q_W	Condensed phase (solid or liquid)	cd
Cartesian space coordinates	x, y, z	Conductance	G
Celsius temperature	t, θ	Conductivity	γ, κ
Centimeter-gram-second system	cgs	Conductivity cell constant	K_{cell}
Centrifugal distortion constants:		Conductivity tensor	σ_{ik}
A reduction	Δ, δ	Contact angle	θ
S reduction	D, d	Coordinate, position vector	r
Charge density of electrons	ρ	Coulomb	C
Charge number of electrochemical reaction	n	Counts per minute	cpm, c/m
Charge number of an ion	z	Coupling constant, direct dipolar	D_{AB}
Chemically pure	CP	Critical density	d_c
Chemical potential	μ	Critical temperature	t_c
Chemical shift	δ	Cross section	σ
Circa (approximate)	ca.	Crystalline	cr, cryst
Circular frequency	ω	Cubic	cub
Circular wave vector:		Cubic expansion coefficient	α, α_v, γ
For particles	k	Curie	Ci
For phonons	q	Cycles per second	Hz
Circumference divided by the diameter	π	Curie temperature	T_c
Citrate	Cit	Dalton (atomic mass unit)	Da
Coefficient of heat transfer	h	Day	d
Collision cross section	σ	Debye, unit of electric dipole	D
Collision diameter	d	Debye circular frequency	ω_D
Collision frequency	Z	Debye circular wave-number	q_D
Collision frequency factor	z	Debye-Waller factor	D, B
Collision number	Z	Decay constant (radioactive)	λ
Column volume	V_{col}	Decibel	dB
Compare (confer)	cf.	Decompose	dec
Complex refractive index	\hat{n}	Degeneracy, statistical weight	d, g, β
Component of angular momentum	k, K, m, M	Degree of dissociation	α
Compressibility:		Degrees Baume	$^{\circ}\text{Be}$
Isentropic	κ_S	Degrees Celsius	$^{\circ}\text{C}$
Isothermal	κ_T	Degrees Fahrenheit	$^{\circ}\text{F}$
Compression factor	Z	Density (mass)	ρ, γ
Compression modulus	K	Density, critical	d_c
Compton wavelength of electron	λ_c	Density, relative	d
Compton wavelength of neutron	$\lambda_{c,n}$	Density of liquid phase	ρ_L
Compton wavelength of proton	$\lambda_{c,p}$	Density of states	N_E, ρ
Concentration (amount of substance)	c	Density of vibrational modes (spectral)	N_{ω}
Concentration (mass)	γ	Detect, determine (d)	det(d)
Concentration at peak maximum	C_{max}	Determination	detn
Concentration of solute in mobile phase	C_M	Deuteron	d
		Diamagnetic shielding factor	$1 + \sigma$
		Diameter	d
		Dielectric polarization	P
		Differential thermal analysis	DTA
		Diffusion coefficient	D
		Diffusion coefficient, liquid film	D_f

TABLE 2.6 Abbreviations and Standard Letter Symbols (*Continued*)

Diffusion coefficient, mobile phase	D_M	Electron magnetic moment	μ_e
Diffusion coefficient, stationary phase	D_S	Electron paramagnetic resonance	EPR
Diffusion current	i_d	Electron radius	r_e
Diffusion length	L	Electron rest mass	m_e
Diffusion rate constant, mass transfer coefficient	k_d	Electron spin resonance	ESR
Dilute	dil	Electronvolt	eV
Dirac delta function	δ	Electrostatic unit	esu
Direct current	dc	Elementary charge	e
Direct dipolar coupling constant	D_{AB}	Elution volume, exclusion chromatography	V_e
Disintegration energy	Q	Emittance	ϵ
Disintegrations per minute	dpm	By blackbody	M_{bb}
Displacement vector of an ion	u	Energy	E
Dissociation energy	D, E_d	Energy density	w, ρ
From ground state	D_0	Energy per electron hole	ϵ
From the potential minimum	D_e	pair of ion pair in detector	
Distribution ratio	D	Enthalpy	H
Donor ionization energy	E_d	Entropy	S
Dropping mercury electrode	dme	Entropy unit	e.u.
Dyne, unit of force	dyn	Equilibrium constant	K, K^0
Einstein transition probabilities	A, B	Concentration basis	K_c
Spontaneous emission	A_{nm}	Molality basis	K_m
Stimulated absorption	B_{mn}	Pressure basis	K_p
Stimulated emission	B_{nm}	Equilibrium position vector of an ion	R_0
Electric charge	Q	Equivalent weight	equiv wt
Electric current	I	Erg, unit of energy	erg
Electric current density	j, J	Especially	esp.
Electric dipole moment of a molecule	p, μ	et alii (and others)	et al.
Electric displacement	D	et cetera (and so forth)	etc.
Electric field gradient	q	Ethyl	Et
Electric field strength	E	Ethylenediamine	en
Electric flux	Ψ	Ethylenediamine- N, N, N', N' -tetraacetic acid	EDTA
Electric mobility	u, μ	Euler number	Eu
Electric polarizability of a molecule	α	Exempli gratia (for example)	e.g.
Electric potential	V, ϕ	Expansion coefficient	α
Electric potential difference	$U, \Delta V$	Exponential	exp
Electric susceptibility	χ_e	Extent of reaction	ξ
Electrical conductivity	σ	Fano factor	F
Electrical conductance	G	Farad	F
Electrical resistance	R	Faraday constant	F
Electrochemical transfer coefficient	α	Fermi, unit of length	f
Electrokinetic potential	ζ	Fermi energy	E_F
Electromagnetic unit	emu	Film tension	Σ_f
Electromotive force	E, emf	Film thickness	h, t
Electron	e^-, e	Fine structure constant	α
Electron affinity	E_{ea}	Finite change	Δ
		First radiation constant	c_1
		Flow rate	q
		Flow rate, column chromatography	F_c
		Fluid phase (gas or liquid)	fl
		Fluidity	ϕ

TABLE 2.6 Abbreviations and Standard Letter Symbols (*Continued*)

Fluorescent efficiency	Φ_F	Helmholtz energy	A
Fluorescent power	P_F	Henry	H
Flux	F, J	Hertz	Hz
Focal length	f	Hexagonal	hex
Foot	ft	Horsepower	hp
For example (exempli gratia)	e.g.	Hour	h
Force	F	Hygroscopic	hygr
Force constant (vibrational levels)	k	Hyperfine coupling constant	a, A
Formal concentration	F	Hyperfine coupling tensor	T
Fourier number	Fo	ibidem (in the same place)	ibid.
Franklin, unit of electric charge	Fr	id est (that is)	i.e.
Freezing point	fp	Ignition	ign
Frequency	f, ν	Impedance	Z
Friction coefficient	f, μ	Inch	in
Froude number	Fr	Indices of a family of crystallographic planes	hkl
Fugacity	f	Indirect spin-spin coupling constant	J_{AB}
Fugacity coefficient	ϕ	Inductance	L
Gallon	gal	Inertial defect	Δ
Galvani potential difference	$\Delta\phi$	Infinitesimal change	δ
Gamma, unit of mass	γ	Infrared	ir
Gamma radiation	γ	Inner column volume	V_i
Gap energy (solid state)	E_g	Inner electric potential	ϕ
Gas (physical state)	g	Inner electrode potential	ϕ
Gas constant	R	Inorganic	inorg
Gauss	G	Inside diameter	i.d.
g factor	g	Insoluble	insol
Gibbs energy	G	Interatomic distances:	
Grade	grad	Equilibrium distance	r_e
Grain, unit of mass	gr	Ground-state distance	r_0
Gram	g	Substitution structure distance	r_s
Grand partition function	Ξ	Zero-point average distance	r_z
Grashof number	Gr	Internal energy	U
Gravimetric	grav	Interstitial (outer) volume	V_o
Gravitational constant	G	In the place cited (loco citato)	loc. cit.
Gray	Gy	In the same place	ibid.
Grüneisen parameter	γ, Γ	In the work cited	op. cit.
Half-life	$t_{1/2}$	Ionic conductivity	λ, Λ
Half-wave potential	$E_{1/2}$	Ionic strength	I
Hall coefficient	A_{H1}, R_H	Concentration basis	I_c
Hamilton function	H	Molality basis	I_m
Harmonic vibration wave-number	ω	Ionization energy	E_i
Hartmann number	Ha	Irradiance	E
Hartree energy	E_h	Joule	J
Heat	q, Q	Joule-Thomson coefficient	μ, μ_{JT}
Heat capacity	C	Kelvin	K
At constant pressure	C_p	Kilocalorie	kcal
At constant volume	C_v	Kilogram	kg
Heat flow rate	ϕ	Kilogram-force	kgf
Heat flux	J	Kilowatt-hour	kWh
Hectare, unit of area	ha	Kinematic viscosity	ν, ϕ
Height	h		
Helion	h		

TABLE 2.6 Abbreviations and Standard Letter Symbols (*Continued*)

Kinetic energy	K, T, E_k	Mass number	A
Knudsen number	Kn	Mass of atom	m, m_a
Kovats retention indices	RI	Mass transfer coefficient	k_d
Lagrange function	L	Matrix volume	V_g
Lambda, unit of volume	λ	Maximum	max
Landé g -factor	g, g_e	Maxwell, unit of magnetic flux	Mx
Larmor circular frequency	ω_L	Mean ionic activity	a_{\pm}
Larmor frequency	ν_L	Mean ionic activity coefficient	γ_{\pm}
Lattice plane spacing	d	Mean ionic mobility	W_{\pm}
Lattice vector	\mathbf{R}, \mathbf{R}_0	Melting point	mp
Lattice vectors	$\mathbf{a}, \mathbf{b}, \mathbf{c}$	Metallic	met
Length	l, L	Metastable	m
Length of arc	s	Metastable peaks	m^*
Lewis number	Le	Meter	m
Light year	l.y.	Methyl	Me
Limit (mathematics)	lim	Micrometer	μm
Linear expansion coefficient	α_1	Micron	μ
Linear reciprocal dispersion	$D^{-1}, d\lambda/dx$	Mile	mi
Linear strain	e, ϵ	Miller indices	h, l, k
Liquid	l, lq	Milliequivalent	meq
Liquid crystal	lc	Millimeters of mercury, unit of pressure	mmHg
Liter	L, l	Millimole	mM
loco citato (in the place cited)	loc. cit.	Minimum	min
Logarithm, common	log	Minute	m, min
Logarithm, base e	ln	Mixture	mixt
Longitudinal relaxation time	T_1	Mobility	μ
Lorenz coefficient	L	Mobility ratio	b
Loss angle	δ	Modulus of elasticity	E
Lumen	lm	Molal	m
Luminous intensity	I	Molality	b
Lux	lx	Molar	M, \mathbf{M}
Mach number	Ma	Molar (decadic) absorption coefficient	ϵ
Madelung constant	α	Molar ionic conductivity	λ, Λ
Magnetic dipole moment of a molecule	$\mathbf{m}, \boldsymbol{\mu}$	Molar magnetic susceptibility	χ_m
Magnetic field strength	\mathbf{H}	Molar mass	M
Magnetic flux	Φ	Molar quantity X	X_m
Magnetic flux density	B	Molar refraction	R, R_m
Magnetic moment of protons in water	μ_p/μ_B	Molar volume	V_m
Magnetic quantum number	M_j	Mole	mol
Magnetic Reynolds number	Rm	Mole fraction, condensed phase	x
Magnetic susceptibility	κ, χ	Gaseous mixtures	y
Magnetic vector potential	A	Mole percent	mol %
Magnetizability	ξ	Molecular weight	mol wt
Magnetization	\mathbf{M}	Moment of inertia	I, J
Magnetogyric ratio	γ	Momentum	p
Mass	m	Monoclinic	mn
Mass absorption coefficient	$\mu/\rho, \mu_m$	Monomeric form	mon
Mass concentration	γ, ρ	Muon, negative	μ^-
Mass density	ρ	Muon, positive	μ^+
Mass flow rate	q_m		
Mass fraction	w		
Massieu function	J		

TABLE 2.6 Abbreviations and Standard Letter Symbols (*Continued*)

Mutual inductance	M, L	Outer diameter	o.d.
Napierian absorbance	B	Outer electric potential	ψ
Napierian base	e	Overall order of reaction	n
Napierian molar absorption coefficient	κ	Overpotential	η
Neel temperature	T_N	Oxalate	Ox
Net retention volume	V_N	Oxidant	ox
Neutrino	ν_e	Packing uniformity factor	λ
Neutron	n	Page(s)	p. (pp.)
Neutron magnetic moment	μ_N	Parsec, unit of length	pc
Neutron number	N	Partial molar quantity	X
Neutron rest mass	m_n	Partial order of reaction	n_B
Newton	N	Particle diameter	d_p
Normal concentration	N	Particle position vector:	
Normal stress	σ	Electron	r
Nuclear magnetic resonance	NMR	Ion position	R_j
Nuclear magneton	μ_N	Partition coefficient	K
Nuclear spin angular momentum	I	Partition function	q, Q, z, Z, Ω
Nucleon number	A	Partition ratio	k'
Number concentration	C	Parts per billion, volume	ng/mL
Number density	n	Parts per billion, weight	ng/g
Number of entities	N	Parts per million, volume	$\mu\text{g/mL}$
Numerical aperture	NA	Parts per million, weight	$\mu\text{g/g}$
Nusselt number	Nu	Pascal	Pa
Obstruction factor	γ	Path length (absorbing)	l
Oersted, unit of magnetic field	Oe	Peak asymmetry factor	AF
Ohm	Ω	Peak resolution	R_s
opere citato (in the work cited)	op. cit.	Péclet number	Pe
Optical speed	f/number	Peltier coefficient	Π
Orbital angular momentum:		Percent	%
Quantum number	$L = 0, 1, 2, 3, \dots$	Period of time	T
Series symbol	S, P, D, F, \dots	Permeability	μ
Orbital angular momentum (molecules):		Permeability of vacuum	μ_0
Quantum number	$\Lambda = 0, 1, 2, \dots$	Permittivity	ϵ
Symbol	$\Sigma, \Pi, \Delta, \dots$	Permittivity of vacuum	ϵ_0
Orbital angular momenta of individual electrons	$l = 0, 1, 2, 3, \dots$ s, p, d, f, \dots	pH, expressed in activity	paH
Order of Bragg reflection	n	Expressed in molarity	pH
Order of reaction	n	Phenyl	Ph, ϕ
Order of reflection	n	Phosphorescent efficiency	Φ_p
Order parameters (solid state), long range	s	Phosphorescent power	P_p
Short range	σ	Photochemical yield	ϕ
Organic	org	Photoluminescence power	P
Orthorhombic	o-rh	Photon	γ
Osmotic coefficient	ϕ	Pion	π
Molality basis	ϕ_m	Planck constant	h
Mole fraction basis	ϕ_x	Planck constant/ 2π	\hbar
Osmotic pressure (ideal dilute solution)	Π	Planck function	Y
Ounce	oz	Plane angle	$\alpha, \beta, \gamma, \theta, \phi$
		Plate height	H
		Plate number, effective	N_{eff}
		Poise	P
		Polymeric form	pol
		Porosity, column	ϵ
		Positron	β^+
		Potential energy	V, Φ, E_p
		Pound	lb

TABLE 2.6 Abbreviations and Standard Letter Symbols (*Continued*)

Pounds per square inch	psi	Reciprocal lattice vector (circular)	G
Powder	pwd	Vectors for	a^* ; b^* , c^*
Power	p	Reciprocal radius of ionic atmosphere	κ
Poynting vector	S	Reciprocal temperature parameter, $1/KT$	β
Prandtl number	Pr	Reciprocal thickness of double layer	κ
Pressure (partial)	p	Reduced column length	λ
Pressure (total)	p, P	Reduced mass	μ
Pressure coefficient	β	Reduced plate height	h
Pressure, column inlet	p_i	Reduced velocity	v
Pressure, column outlet	p_o	Reductant	red
Pressure, critical	p_c	Reference	ref
Pressure drop	ΔP	Reflectance	ρ
Pressure-gradient correction	j	Reflection plane	σ
Principal moments of inertia	I_A, I_B, I_C	Refractive index	n
Principal quantum number	n	Relative permeability	μ_r
Probability	P	Relative permittivity (dielectric constant)	ϵ_r
Probability density	P	Relative pressure coefficient	α_p
Product sign	Π	Relative retention ratio	α
Propyl	Pr	Relaxation time	τ
Proton	p	Rem, unit of dose equivalent	rem
Proton magnetic resonance	pmr	Residual resistivity (solid state)	ρ_R
Proton magnetogyric ratio	γ_p	Resistivity tensor	ρ
Proton number	Z	Retardation factor	R_f
Proton rest mass	m_p	Retarded van der Waals constant	B, β
Pyridine	py	Retention time	t_R
Quadrupole interaction energy tensor	χ	Retention volume	V_R
Quadrupole moment of a molecule	Q, Θ	Revolutions per minute	rpm
Quantity of electricity, electric charge	Q	Reynolds number	Re
Quantum of energy	$h\nu$	Rhombic	rh
Quantum yield	ϕ	Rhombohedral	rh-hed
Rad, unit of radiation dose	rad	Roentgen	R
Radian	rad	Root-mean-square	rms
Radiant energy	Q, W	Rotational constants:	
Radiant energy density	ρ, w	In frequency	A, B, C
Radiant energy flux	dQ/dt	In wavenumber	$\bar{A}; \bar{B}; \bar{C}$
Radiant exitance	M	Rotational term (spectroscopy)	F
Radiant flux received	E	Rotation-reflection	S_n
Radiant intensity	I	Rydberg, unit of energy	Ry
Radiant intensity at time t after termination of excitation	$I(t)$	Rydberg constant	R, R_∞
Radiant power	Φ	Saturated	satd
Radiant power incident on sample	P_0	Saturated calomel electrode	SCE
Radiofrequency	rf	Schmidt number	Sc
Radius	r	Second	s
Rate of concentration change	r	Second radiation constant	c_2
Rate constant	k	Second virial coefficient	B
Rate of reaction	v	Sedimentation coefficient	s
Ratio of heat capacities	γ	Selectivity coefficient	k
Reactance	X		
Reciprocal lattice	a^*, b^*, c^*		

TABLE 2.6 Abbreviations and Standard Letter Symbols (*Continued*)

Self-inductance	L	Spin orbit coupling constant	A
Separation factor	α	Spin-spin coupling constant	J_{AB}
Shear modulus	G	Spin-spin (or transverse) relaxation time	T_2
Shear strain	γ	Spin wavefunctions	α, β
Shear stress	τ	Square	sq
Sherwood number	Sh	Standard	std
Shielding constant (NMR)	σ	Standard enthalpy of activation	H^\ddagger
Short-range order parameter	σ	Standard enthalpy of formation	ΔH_f^0
Siemens	S	Standard entropy	S^0
Sievert	Sv	Standard entropy of activation	ΔS^\ddagger
Signal-to-noise ratio	S/N	Standard Gibbs energy of activation	ΔG^\ddagger
Slightly	sl	Standard Gibbs energy of formation	ΔG_f^0
Solid	c, s	Standard heat capacity	C_p
Solid angle	ω, Ω	Standard hydrogen electrode	SHE
Solid angle over which luminescence is measured (F, fluorescence; P, phosphorescence; DF, delayed fluorescence)	$\Omega_{F(P,DF)}$	Standard partial molar enthalpy	H^0
Solid angle over which radiation is absorbed in cell	Ω_A	Standard partial molar entropy	S^0
Solubility	s	Standard potential of electrochemical cell reaction	E^0
Soluble	sol	Standard reaction enthalpy	$\Delta_r H^0$
Solution	soln, sln	Standard reaction entropy	$\Delta_r S^0$
Solvent	solv	Standard reaction Gibbs energy	$\Delta_r G^0$
Sound energy flux	P, P_a	Standard temperature and pressure	STP
Spacing between crystal diffracting planes	d	Stanton number	St
Species adsorbed on a substance	ads	Statistical weight	W, β, ω
Specific gravity	sp gr	Statistical weight of atomic states	g
Specific retention volume	V_g^0	Stefan-Boltzmann constant	σ
Specific surface area	s	Steradian	sr
Specific volume	v, v	Stoichiometric number	ν
Spectral bandwidth of emission monochromator	$\Delta\lambda_{em}$	Stokes	St
Spectral bandwidth of excitation monochromator	$\Delta\lambda_{ex}$	Summation sign	Σ
Spectral bandwidth of monochromator	$\Delta\lambda_m$	Surface charge density	σ
Spectral radiant energy	$Q_\lambda, dQ/d\lambda$	Surface concentration	Γ
Spectral radiant energy density:		Surface coverage	θ
In terms of frequency	ρ_ν, w_ν	Surface density	ρ_A, ρ_S
In terms of wavelength	ρ_ν, w_ν	Surface electric potential	χ
In terms of wavenumber	$\rho_{\bar{\nu}}, w_{\bar{\nu}}$	Surface pressure	π
Spectral radiant energy flux	$d\phi/d\lambda$	Surface tension	γ, σ
Spectroscopic splitting factor	g	Susceptance	B
Speed	u, w	Svedberg, unit of time	Sv
Speed of light:		Symmetrical	sym
In a medium	c	Symmetry coordinate	S
In vacuum	c_0	Symmetry number	s, σ
Spherical polar coordinates	r, θ, ϕ	Tartrate	Tart
Spin angular momentum	s, S	Temperature	θ, Θ
Spin-lattice relaxation time	T_1		

TABLE 2.6 Abbreviations and Standard Letter Symbols (*Continued*)

Temperature, thermodynamic	T	Vibrational anharmonicity constant	χ
Temperature at boiling point	T_b	Vibrational coordinates:	
Term value spectroscopy	T	Internal coordinates	R_i, r_i, θ_j , etc.
Tesla	T	Normal coordinates, dimensionless	q_r
Tetragonal	tetr	Mass adjusted	Q_r
Thermal conductance	G	Vibrational force constants:	
Thermal conductivity	λ, k	Diatomic	f
Thermal diffusivity	a	Polyatomic, dimensionless normal coordinates	$\phi_{rst} \dots; k_{rst} \dots$
Thermal resistance	R	Internal coordinates	f_{ij}
Thermoelectric force	E	Symmetry coordinates	F_{ij}
Thickness of diffusion layer	δ	Vibrational quantum number	ν
Thickness of layer	t	Vibrational term	G
Thickness (effective) of stationary phase	d_f	Viscosity	η, μ
Thickness of surface layer	τ	Vitreous substance	vit
Thickness of various layers	δ	Volt	V
Thomson coefficient	μ, τ	Volt-ampere-reactive	var
Thomson cross section	σ_e	Volta potential difference	$\Delta\psi$
Time	t	Volume	V, v
Time interval, characteristic	T, τ	Volume flow rate	q_v
Tonne	t, ton	Volume fraction	ϕ
Torr (mm of mercury)	Torr	Volume in space phase	Ω
Torque	T	Volume liquid phase in column	V_L
Total bed volume	V_{tot}	Volume mobile phase in column	V_M
Total term (spectroscopy)	T	Volume of activation	Δ^+V
Transconductance	g_m	Volume percent	vol %
Transfer coefficient	α	Volume per volume	v/v
Transit time of nonretained solute	t_M, t_0	Volume strain	θ
Transition	tr	Watt	W
Transition dipole moment of a molecule	M, R	Wavefunction	ϕ, ψ, Ψ
Transition frequency	ν	Wavelength	λ
Transition wavenumber	$\bar{\nu}$	Wavenumber (in a medium)	σ
Translation (circular)	$b_1; b_2; b_3$	Wavenumber in vacuum	$\bar{\nu}$
Translation vectors for crystal lattice	$a_1; a_2; a_3$ $a; b; c$	Weber	Wb
Transmission factor	τ	Weber number	We
Transmittance	T, τ	Weight	W
Transport number	t	Weight of liquid phase	w_L
Transverse relaxation time	T_2	Weight percent	wt %
Triclinic	tric	Weight per volume	w/v
Trigonal	trig	Wien displacement constant	b
Triton (tritium nucleus)	t	Work	w, W
Ultrahigh frequency	uhf	Work function	Φ
Ultraviolet	uv	x unit	X
Unified atomic mass unit	u	Yard	yd
United States Pharmacopoeia	USP	Young's modulus	E
Vacuum	vac	Zeeman splitting constant	μ_B/hc
van der Waals constant	λ	Zone width at baseline	W_b
Vapor pressure	p, vp	Zone width at one-half peak height	$W_{1/2}$
Velocity	u, w		
Versus	vs		

TABLE 2.7 Conversion Factors

The data were compiled by L. P. Buseth for the 13th edition; some entries have been added or modified in view of recent data and SI units.

Relations which are exact are indicated by an asterisk (*). Factors in parentheses are also exact. Other factors are within ± 5 in the last significant figure.

To convert	Into	Multiply by
Abampere	ampere*	10
Abcoulomb	coulomb*	10
	statcoulomb	2.998×10^{10}
Abfarad	farad*	10^9
Abhenry	henry*	10^{-9}
Abmho	siemens*	10^9
Abvolt	volt	10^{-8}
Acre	hectare or square hectometer	0.404 685 64
	square chain (Gunter's)*	10
	square kilometer*	0.004 046 873
	square meter*	4046.873
	square mile*	(1/640)
	square rod*	160
	square yard*	4840
Acre (U.S. survey)	square meter	4046.873
Acre-foot	cubic foot*	4.3560×10^4
	cubic meter	1233.482
	gallon (U.S.)	3.259×10^5
Acre-inch	cubic foot*	3630
	cubic meter	102.7902
Ampere per square centimeter	ampere per square inch*	6.4516
Ampere-hour	coulomb*	3600
	faraday	0.037 31
Ampere-turn	gilbert	1.256 637
Ampere-turn per centimeter	ampere-turn per inch	2.540
Ångström	meter*	10^{-10}
	nanometer*	0.1
Apostilb	candela per square meter	0.318 309 9; $(1/\pi)$
	lambert*	10^{-4}
Are	acre	0.024 710 54
	square meter*	100
Assay ton	gram	29.1667
Astronomical unit	meter	$1.496 00 \times 10^{-11}$
	light-year	$1.581 284 \times 10^{-5}$
Atmosphere	bar*	1.013 25.0
	foot of water (at 4°C)	33.898 54
	inch of mercury (at 0°C)	29.921 26
	kilogram per square centimeter	1.033 227
	millimeter of mercury*	760
	millimeter of water (4°C)	$1.033 227 \times 10^4$
	newton per square meter*	$1.013 250 \times 10^5$
	pascal*	101 325.0
	pound per square inch	14.695 95
	ton per square inch	0.007 348
	torr*	760
Atomic mass unit	gram	1.6605×10^{-24}
Avogadro number	molecules per mole	$6.022 137 \times 10^{23}$

TABLE 2.7 Conversion Factors (*Continued*)

To convert	Into	Multiply by
Bar	atmosphere	0.986 923
	dyne per square centimeter*	10^6
	kilogram per square centimeter	1.019 716
	millimeter of mercury	750.062
	millimeter of water (4°C)	$1.019\ 716 \times 10^4$
	newton per square meter	10^5
	pascal*	10^5
Barn	pound per square inch	14.503 77
	square meter*	10^{-28}
Barrel (British)	gallon (British)*	36
	liter	163.659
Barrel (petroleum)	gallon (British)	34.9723
	gallon (U.S.)*	42
	liter	158.987
Barrel (U.S. dry)	bushel (U.S.)	3.281 22
	cubic foot	4.083 33
	liter	115.6271
	quart (U.S. dry)	104.9990
Barrel (U.S. liquid)	gallon (U.S.)	31.5 (variable)
	liter	119.2405
Barye	dyne per square centimeter*	1
Becquerel	curie*	2.7×10^{-11}
Biot	ampere*	10
Board foot	cubic foot	(1/12)
	cubic meter	$2.359\ 737 \times 10^{-3}$
Bohr	meter	$5.291\ 77 \times 10^{-11}$
Bohr magneton	joule per tesla	$9.274\ 02 \times 10^{-24}$
Bolt (U.S. cloth)	foot*	120
	meter	36.576
Boltzmann constant	joule per degree	1.3806×10^{-23}
British thermal unit (Btu)	calorie	251.996
	cubic foot-atmosphere	0.367 717
	erg	1.0550×10^{10}
	foot-pound	778.169
	horsepower-hour (British)	$3.930\ 15 \times 10^{-4}$
	horsepower-hour (metric)	$3.984\ 66 \times 10^{-4}$
	joule (International table)	1055.056
	joule (thermochemical)	1054.350
	kilogram-calorie	0.2520
	kilogram-meter	107.5
	kilowatt-hour	$2.930\ 71 \times 10^{-4}$
	liter-atmosphere	10.4126
	kilocalorie per cubic meter	8.899 15
	Btu (International table)/ft ³	$3.725\ 895 \times 10^4$
	Btu (thermochemical)/ft ³	$3.723\ 402 \times 10^4$
Btu (International table)/hour	0.293 071 1	
Btu (thermochemical)/hour	0.292 875 1	
Btu (International table)/pound	2.326×10^3	
Btu (thermochemical)/pound	$2.324\ 444 \times 10^3$	
Btu (thermochemical)/(ft ² · h)	3.154 591	
Btu (thermochemical)/minute	17.572 50	
Btu (thermochemical)/pound	$2.324\ 444 \times 10^3$	
Btu per square foot	$1.135\ 65 \times 10^4$	
Bucket (British, dry)	gallon (British)*	4

TABLE 2.7 Conversion Factors (*Continued*)

To convert	Into	Multiply by
Bushel (British)	bushel (U.S.)	1.032 057
	cubic foot	1.284 35
	gallon (British)*	8
	gallon (U.S.)	9.607 60
	liter	36.3687
Bushel (U.S.)	barrel (U.S., dry)	0.304 765
	bushel (British)	0.968 939
	cubic foot	1.244 456
	cubic meter	0.035 239 07
	gallon (British)	7.751 51
	gallon (U.S.)	9.309 18
	liter	35.239 07
	peck (U.S.)*	4
	pint (U.S., dry)*	64
Cable length (international)	foot	607.611 55
	meter*	185.2
	mile (nautical)*	0.1
Cable length (U.S. or British)	foot*	720
	meter	219.456
	mile (nautical)	0.118 407
	mile (statute)	0.136 364
Caliber	inch*	0.01
	millimeter*	0.254
Calorie	Btu	0.003 968 320
	foot-pound	3.088 03
	foot-poundal	99.3543
	horsepower-hour (British)	$1.559\ 61 \times 10^{-6}$
	joule*	4.184
	kilowatt-hour	1.163×10^{-6}
	liter-atmosphere	0.041 320 5
Calorie (15°C)	joule	4.1858
Calorie (international)	joule	4.1868
Calorie per minute	foot-pound per second	0.051 467 1
	horsepower (British)	$9.357\ 65 \times 10^{-5}$
	watt*	0.069 78
Candela	Hefner unit	1.11
	lumen per steradian*	1
Candela per square centimeter	candela per square foot*	929.0304
	candela per square meter*	10^4
	lambert	$3.141\ 593; (\pi)$
	gram*	0.2
Carat (metric)	gram*	0.2
	Fahrenheit temperature	$(9/5)^\circ\text{C} + 32$
Celsius temperature	kelvin	$^\circ\text{C} - 273.15$
	Btu*	1.8
Centigrade heat unit or chu	calorie	453.592
	joule	1899.10
	foot	0.032 808 4
Centimeter	inch	0.393 700 8
	mil	393.700 8
	pascal	1333.22
Centimeter of mercury (0°C)	pascal	98.063 8
Centimeter of water (4°C)	pascal	98.063 8
Centimeter per second	foot per minute	1.986 50
	kilometer per hour*	0.036

TABLE 2.7 Conversion Factors (*Continued*)

To convert	Into	Multiply by	
Centimeter per second (<i>continued</i>)	knot	0.019 438 4	
	mile per hour	0.022 369 4	
Centimeter per second squared	foot per second squared	0.032 808 4	
	meter per second squared*	0.01	
Centimeter-dyne	erg*	1	
	joule*	10^{-7}	
	meter-kilogram	1.020×10^{-8}	
	pound-foot	7.376×10^{-8}	
Centimeter-gram	erg*	980.665	
	joule*	$9.806 65 \times 10^{-5}$	
Centipoise	kilogram per (meter-second)*	0.001	
	pascal-second*	0.001	
	pound per (foot-second)	0.006 72	
Chain (Ramsden's)	foot*	100	
	meter*	30.48	
Chain (Gunter's)	foot*	66	
	meter*	20.1168	
Circular inch	circular mil*	10^6	
	square centimeter	5.067 075	
	square inch	$(\pi/4)$	
Circular millimeter	square millimeter	$(\pi/4)$	
Circumference	degree*	360	
	gon (grade)	400	
	radian	(2π)	
	cord foot*	8	
Cord	cubic foot*	128	
	ampere-second*	1	
Coulomb	coulomb per square inch*	6.4516	
Coulomb per square centimeter	cubic foot	$3.531 47 \times 10^{-5}$	
	cubic inch	0.061 023 744	
	dram (U.S., fluid)	0.270 512 2	
	gallon (British)	$2.199 69 \times 10^{-4}$	
	gallon (U.S.)	$2.641 72 \times 10^{-4}$	
	liter*	0.001	
	minim (U.S.)	16.230 73	
	ounce (British, fluid)	0.035 195 1	
	ounce (U.S., fluid)	0.033 814 02	
	pint (British)	0.001 759 75	
	pint (U.S., dry)	0.001 816 17	
	pint (U.S., liquid)	0.002 113 376	
	Cubic centimeter-atmosphere	joule*	0.101 325
		watt-hour	$2.814 58 \times 10^{-5}$
	Cubic centimeter per gram	cubic foot per pound	0.016 018 5
Cubic centimeter per second	cubic foot per minute	0.002 118 88	
	liter per hour*	3.6	
	liter*	1	
Cubic decimeter (dm ³)	acre-foot	$2.295 68 \times 10^{-5}$	
	board foot*	12	
Cubic foot	cord*	$(1/128)$	
	cord foot*	$(1/16)$	
	cubic inch*	1728	
	cubic meter*	0.028 316 846 592	
	cubic yard	$(1/27)$	

TABLE 2.7 Conversion Factors (*Continued*)

To convert	Into	Multiply by
Cubic foot (<i>continued</i>)	gallon (British)	6.228 835
	gallon (U.S.)	7.480 519
	liter	28.316 847
Cubic foot per hour	liter per minute	0.471 947
Cubic foot per pound	cubic meter per kilogram	0.062 428 0
Cubic foot-atmosphere	Btu	2.719 48
	calorie	685.298
	joule	2869.205
	kilogram-meter	292.577
	liter-atmosphere	28.3168
	watt-hour	0.797 001
	Cubic inch	cubic foot
milliliter*		16.387 064
Cubic inch per minute	cubic centimeter per second	0.273 118
Cubic kilometer	cubic mile	0.239 913
Cubic meter per kilogram	cubic foot per pound	16.0185
Cubic yard	bushel (British)	21.0223
	bushel (U.S.)	21.6962
	cubic foot*	27
	cubic meter	0.764 554 86
	liter	764.555
Cubic yard per minute	cubic foot per second*	0.45
	gallon (British) per second	2.802 98
	gallon (U.S.) per second	3.366 23
	liter per second	12.742 58
Cubit	inch*	18
Cup (U.S.)	milliliter; centimeter ³	236.6
Cup (metric)	cubic centimeter*	200
Curie	becquerel*	3.7×10^{10}
Cycle per second	hertz*	1
Dalton	kilogram	$1.660 54 \times 10^{-27}$
	unified atomic mass*	1
Day (mean solar)	hour*	24
	minute*	1440
	second*	86 400
Debye	coulomb-meter	$3.335 64 \times 10^{-30}$
Decibel	neper	0.115 129 255
Degree (plane angle)	circumference	(1/366)
	gon (grade)	1.111 11
	minute (angle)*	60
	quadrant	(1/90)
	radian	($\pi/180$)
	revolution	(1/360)
	second (angle)*	3600
	radian per meter	0.057 261 5
Degree (angle) per foot	radian per second	0.017 453 3
	degree Fahrenheit*	1.8
Degree Celsius	degree Rankine*	1.8
	kelvin*	1
	degree Fahrenheit	(5/9)
Degree Rankine	kelvin	(5/9)
Denier	tex	(1/9)
Dipole length (<i>e</i> cm)	coulomb-meter	$1.602 18 \times 10^{-21}$

TABLE 2.7 Conversion Factors (*Continued*)

To convert	Into	Multiply by
Drachm (British)	dram (apothecaries or troy)*	1
Drachm (British, fluid)	cubic centimeter	3.551 633
	dram (U.S., fluid)	0.960 760
	minim (British)	60
	ounce (British, fluid)	(1/8)
Dram (apothecaries or troy)	dram (weight)	2.194 285 7
	grain*	60
	gram*	3.887 934 6
	ounce (troy)*	(1/8)
	pennyweight*	2.5
	pound (troy)*	(1/96)
	scruple*	3
Dram (weight)	grain*	27.343 75
	gram	1.771 845 2
	ounce (weight)	(1/16)
	pound (weight)	(1/256)
Dram (U.S., fluid)	cubic centimeter	3.696 691 2
	gallon (U.S.)	(1/1024)
	gill (U.S.)	(1/32)
	milliliter	3.696 691 2
	minim (U.S.)*	60
	ounce (U.S., fluid)	(1/8)
	pint (U.S., fluid)	(1/128)
Dyne	kilogram (force)	$1.019\ 716 \times 10^{-6}$
	newton*	10^{-5}
	pound (force)	$2.248\ 09 \times 10^{-6}$
Dyne per centimeter	newton per meter*	0.001
Dyne per square centimeter	bar*	10^{-6}
	kilogram per square centimeter	$1.019\ 716 \times 10^{-6}$
	millimeter of mercury (0°C)	$7.500\ 617 \times 10^{-4}$
	millimeter of water (4°C)	0.010 197 16
	newton per square meter*	0.1
	pascal*	0.1
	pound per square inch (psi)	$1.450\ 38 \times 10^{-5}$
Dyne-centimeter	erg*	1
	foot-pound (force)	$7.375\ 62 \times 10^{-8}$
	foot-poundal	$2.373\ 04 \times 10^{-6}$
	joule*	10^{-7}
	kilogram-meter (force)	$1.019\ 716 \times 10^{-8}$
	newton-meter*	10^{-7}
Dyne-second/centimeter ²	poise*	1
	pascal-second*	0.1
Electron charge	coulomb	$1.602\ 18 \times 10^{-19}$
Electron charge-centimeter (<i>e</i> cm)	coulomb-meter	$1.602\ 18 \times 10^{-21}$
Electron charge-centimeter ²	coulomb-meter squared	$1.602\ 18 \times 10^{-23}$
Electron mass	atomic mass unit	0.000 548 6
	gram	9.1096×10^{-28}
	erg	$1.602\ 18 \times 10^{-12}$
Electronvolt	joule	$1.602\ 18 \times 10^{-19}$
	kilojoule per mole	96.4853
	inch*	45
Ell	inch	0.167
	millimeter	4.217 52

TABLE 2.7 Conversion Factors (*Continued*)

To convert	Into	Multiply by
EMU ¹ of capacitance	farad*	10 ⁹
EMU of current	ampere*	10
EMU of electric potential	volt*	10 ⁻⁸
EMU of inductance	henry*	10 ⁻⁹
EMU of quantity (charge)	coulomb	10
EMU of resistance	ohm	10 ⁻⁹
EMU of work	joule	10 ⁻⁷
ESU ² of capacitance	farad	1.112 650 × 10 ⁻¹²
ESU of current	ampere	3.335 641 × 10 ⁻¹⁰
ESU of electric potential	volt	299.792 5
ESU of inductance	henry	8.987 552 × 10 ¹¹
ESU of quantity (charge)	coulomb	3.335 556 × 10 ⁻¹¹
ESU of resistance	ohm	8.987 552 × 10 ¹¹
ESU of work	joule	10 ⁻⁷
Erg	dyne-centimeter*	1
	joule*	10 ⁻⁷
	watt-hour	2.777 78 × 10 ⁻¹¹
Erg per second	Btu	5.69 × 10 ⁻⁶
	watt*	10 ⁻⁷
Erg per (cm ² × second)	watt per square meter*	0.001
Erg per gauss	ampere-centimeter squared*	10
	joule per tesla*	0.001
Fahrenheit scale	centigrade scale	(5/9)
Fahrenheit temperature (°F)	Celsius temperature (°C)	(°F - 32)/(5/9)
Faraday (based on carbon-12)	coulomb	96 487.0
Faraday (chemical)	coulomb	96 495.7
Faraday (physical)	coulomb	96 521.9
Fathom	foot*	6
	meter	1.828 8
Fermi	meter*	10 ⁻¹⁵
Foot	centimeter*	30.48
	inch*	12
	mile (nautical)	1.645 788 × 10 ⁻⁴
	mile (statute)	1.893 939 × 10 ⁻⁴
	yard	(1/3)
Foot of water (4°C)	atmosphere	0.029 499 8
	bar	0.029 499 8
	gram per square centimeter	30.48
	inch of mercury (0°C)	0.882 671
	pascal	2989.067
Foot per minute	centimeter per second*	0.508
	knot	0.009 874 73
	mile per hour	0.011 363 6
Foot-candle	lumen per square foot*	1
	lumen per square meter	10.7639
	lux	10.76391
Foot-lambert	candela per square centimeter	3.426 26 × 10 ⁻⁴
	candela per square foot	(1/π)
	lambert	0.001 076 39
	meter-lambert	10.7639

¹ EMU, the electromagnetic system of electrical units based on dynamics.² ESU, the electrostatic system of electrical units based on static data.

TABLE 2.7 Conversion Factors (*Continued*)

To convert	Into	Multiply by	
Foot-pound	Btu	0.001 285 07	
	calorie	0.323 832	
	foot-poundal	32.1740	
	horsepower (British)	$5.050 51 \times 10^{-7}$	
	joule	1.355 818	
	kilogram-meter	0.138 255	
	liter-atmosphere	0.013 380 9	
	newton-meter	1.355 818	
Foot-pound per minute	watt-hour	$3.766 161 \times 10^{-4}$	
	horsepower (British)	$3.030 30 \times 10^{-5}$	
	horsepower (metric)	$3.072 33 \times 10^{-5}$	
	watt	0.022 597 0	
Foot-poundal	Btu	$3.994 11 \times 10^{-5}$	
	calorie	0.010 064 99	
	foot-pound	0.031 081 0	
	joule	0.042 140 11	
	kilogram-meter	0.004 297 10	
	liter-atmosphere	$4.158 91 \times 10^{-4}$	
	watt-hour	$1.170 56 \times 10^{-5}$	
Franklin	coulomb	$3.335 64 \times 10^{-10}$	
Franklin per cm ³	coulomb per cubic meter	$3.335 64 \times 10^{-4}$	
Franklin per cm ²	coulomb per square meter	$3.335 64 \times 10^{-6}$	
Furlong	chain (Gunter's)*	10	
	foot*	600	
	meter*	201.168	
	mile	(1/8)	
	Gallon (British, imperial)	bushel (British)	(1/8)
		cubic decimeter, liter*	4.546 90
cubic foot		0.160 544	
gallon (U.S., fluid)		1.200 95	
gill (British)*		32	
liter		4.546 09	
ounce (British)*		160	
Gallon (U.S.)	quart (British)*	4	
	barrel (petroleum)	(1/42)	
	cubic decimeter, liter	3.785 41	
	cubic foot	0.133 680 56	
	gallon (British)	0.832 674	
Gallon (U.S.) per minute	liter	3.785 41	
	ounce (U.S., fluid)*	128	
	quart (U.S., fluid)*	4	
	cubic foot per hour	8.020 83	
Gamma	cubic meter per hour	0.227 125	
	liter per minute	3.785 412	
	microgram*	1	
Gas constant	calorie per mole-degree	1.987	
	joule per mole-degree	8.3143	
	liter-atmosphere per mole-degree	0.082 057	
	tesla*	10^{-4}	
Gauss	weber per square meter*	10^{-4}	
	ampere-turn	0.795 775	

TABLE 2.7 Conversion Factors (*Continued*)

To convert	Into	Multiply by
Gill (British)	cubic centimeter, mL	142.065
	cubic inch	8.669 36
	gallon (British)	(1/32)
	gill (U.S.)	1.200 95
	ounce (British, fluid)*	5
	pint (British)	(1/4)
Gill (U.S.)	cubic centimeter, mL	118.2941
	gallon (U.S.)	(1/32)
	liter	0.118 294 1
	ounce (U.S., fluid)*	4
	quart (U.S.)	(1/8)
Gon (grade)	circumference	(1/400)
	minute (angle)*	54
	radian	(2 π /400)
Grade	radian	(2 π /400)
Grain	carat (metric)*	0.323 994 55
	milligram*	64.798 91
	ounce (weight)	0.002 285 714 3
	ounce (troy)	(1/480)
	pennyweight	(1/24)
	pound	(1/7000)
	scruple	(1/20)
Gram	carat (metric)*	5
	dram	0.564 383 39
	grain	15.432 358
	ounce (weight)	0.035 273 962
	ounce (troy)	0.032 150 747
	pennyweight	0.643 014 93
	pound	0.002 204 622 6
	ton (metric)*	10 ⁻⁶
	poise*	1
Gram per (centimeter-second)	kilogram per liter*	1
	pound per cubic foot	62.4280
	pound per gallon (U.S.)	8.345 40
Gram per square meter	ounce per square foot	0.327 706
Gram per ton (long)	gram per ton (metric)	0.984 207
	gram per ton (short)	0.892 857
Gram (force)	dyne*	980.665
	newton*	0.009 806 65
	pascal*	98.0665
Gram per square centimeter	joule*	9.806 65 $\times 10^{-5}$
Gram-square centimeter	pound-square foot	2.373 04 $\times 10^{-6}$
Gray	joule per kilogram*	1
Hartree	electron volt	27.211 40
	hertz	6.579 683 90 $\times 10^{15}$
	joule	4.359 75 $\times 10^{-18}$
Hectare	acre	2.471 054
	are*	100
	meter squared	10 ⁴
	candela	0.9
Hefner unit	sphere*	0.5
Hemisphere	spherical right angle*	4
	steradian	(2 π)

TABLE 2.7 Conversion Factors (*Continued*)

To convert	Into	Multiply by
Hertz	cycle per second*	1
Hogshead	gallon (U.S.)*	63
Horsepower (British)	Btu per hour	2544.43
	foot pound per hour*	1.98×10^6
	horsepower (metric)	1.013 87
	joule per second	745.700
	kilocalorie per hour	641.186
	kilogram-meter per second	76.0402
	watt	745.70
Horsepower (electric)	watt*	746
Horsepower-hour (British)	Btu	2544.43
	foot-pound*	1.98×10^6
	joule	$2.684\ 52 \times 10^6$
	kilocalorie	641.186
	kilogram-meter	$2.737\ 45 \times 10^5$
	watt-hour	745.7
Hour (mean solar)	day	(1/24)
	minute*	60
	second*	3600
	week	(1/168)
Hundredweight (long)	kilogram*	50.802 345 44
	pound*	112
	ton (long)	(1/20)
	ton (metric)	0.050 802 345
	ton (short)*	0.056
Hundredweight (short)	hundredweight (long)	0.892 857
Inch	centimeter*	2.54
	foot	(1/12)
	mil*	1000
Inch of mercury (0°C)	atmosphere	0.033 421 05
	inch of water (4°C)	13.5951
	millibar	33.863 88
	millimeter of water (4°C)	345.316
	pascal	3386.388
	pound per square inch, psi	0.491 1541
Inch of water (4°C)	inch of mercury (0°C)	0.073 5559
	millibar	2.490 89
	millimeter of mercury (0°C)	1.868 32
	pascal	249.089
	pound per square inch, psi	0.036 1273
Inch per minute	foot per hour*	5
	meter per hour*	1.524
	millimeter per second	0.423 333
Joule	Btu	$9.478\ 170 \times 10^{-4}$
	calorie*	0.2390
	centigrade heat unit, chu	5.265 65
	centimeter-dyne*	10^7
	cubic foot-atmosphere	0.000 348 529
	cubic foot-(pound per in ²)	0.005 121 959
	erg*	10^7
	foot-pound	0.737 562
	foot-poundal	23.7304
	horsepower-hour (British)	$3.725\ 06 \times 10^{-7}$
	liter-atmosphere	0.009 869 233

TABLE 2.7 Conversion Factors (*Continued*)

To convert	Into	Multiply by
Joule (<i>continued</i>)	newton-meter*	1
	watt-second*	1
Joule per centimeter	kilogram (force)	10.197 16
	newton*	100
	pound (force)	22.4809
Joule per gram	Btu per pound	0.429 923
	kilocalorie per kilogram	0.238 846
	watt-hour per pound	0.125 998
Joule per second	watt*	1
Kilogram (force)	dyne*	9.806 65 $\times 10^5$
	newton*	9.806 65
	pound (force)	2.204 62
	poundal	70.9316
Kilometer	astronomical unit	6.684 59 $\times 10^{-9}$
	mile (nautical)	0.539 956 80
	mile (statute)	0.621 371 192
Kilowatt	Btu per minute	56.8690
	foot-pound per second	737.562
	horsepower (British)	1.341 02
	horsepower (metric)	1.359 62
	joule per second*	1000
	kilocalorie per hour	859.845
Kilowatt-hour	Btu	3412.14
	horsepower-hour (British)	1.341 02
	joule*	3.6 $\times 10^6$
	kilocalorie	859.845
Knot	foot per minute	101.2686
	kilometer per hour*	1.852
	mile (nautical) per hour*	1
	mile (statute) per hour	1.150 78
Lambda	decimeter cubed*	10 ⁻⁶
	microliter*	1
Lambert	candela per square meter	(1/ π) $\times 10^4$; 3183.099
	candela per square inch	2.053 61
	foot-lambert	929.030
Langley	joule per square meter*	4.184 $\times 10^4$
League (nautical)	mile (nautical)*	3
League (statute)	mile (statute)*	3
Light-year	astronomical unit	6.323 97 $\times 10^4$
	meter	9.460 73 $\times 10^{15}$
Link	chain*	0.01
Liter	cubic decimeter (dm ³)*	1
	cubic foot	0.035 314 67
	gallon (British)	0.219 969
	gallon (U.S.)	0.264 172 1
	quart (British)	0.879 877
	quart (U.S.)	1.056 688
Liter per minute	cubic foot per hour	2.118 88
	gallon (British) per hour	13.198
	gallon (U.S.) per hour	15.8503
Liter-atmosphere	Btu	0.096 037 6
	calorie	24.2011
	cubic foot-atmosphere	0.035 314 7
	cubic foot-pound per in ²	0.518 983

TABLE 2.7 Conversion Factors (*Continued*)

To convert	Into	Multiply by
Liter-atmosphere (<i>continued</i>)	horsepower (British)	$3.774\ 42 \times 10^{-5}$
	horsepower (metric)	$3.826\ 77 \times 10^{-5}$
	joule*	101.325
	kilogram-meter	10.332 27
	watt-hour	0.028 145 8
Lumen per square centimeter	lux*	10^4
	phot*	1
Lumen per square meter	lumen per square foot	0.092 903 0
Lux	lumen per square meter*	1
Maxwell	weber*	10^{-8}
Meter	ångström*	10^{10}
	fathom	0.546 807
	foot	3.280 839 895
	inch	39.370 078 740
	mile (nautical)	$5.399\ 568 \times 10^{-4}$
	mile (statute)	$6.213\ 712 \times 10^{-4}$
	Meter per second	foot per minute
kilometer per hour*		3.6
knot		1.943 844
mile per hour		2.236 936
Meter-candle	lux*	1
Meter-lambert	candela per square meter	$(1/\pi)$
	foot-lambert	0.092 903 0
	lambert*	10^{-4}
Mho (ohm ⁻¹)	siemen*	1
Micron	meter	10^{-6}
Mil	inch*	0.001
	micrometer*	25.4
Mile (nautical)	foot	6076.115 49
	kilometer*	1.852
	mile (statute)	1.150 78
Mile (statute)	chain (Gunter's)*	80
	chain (Ramsden's)*	52.8
	foot*	5280
	furlong*	8
	kilometer*	1.609 344
	light-year	$1.701\ 11 \times 10^{-11}$
	link (Gunter's)*	8000
	link (Ramsden's)*	5280
Mile per gallon (British)	mile (nautical)	0.868 976
	rod*	320
	kilometer per liter	0.354 006
Mile per gallon (U.S.)	kilometer per liter	0.425 144
Mile per hour	foot per minute	88
	kilometer per hour*	1.609 344
	knot	0.868 976
Milliliter	cubic centimeter*	1
Millimeter of mercury (0°C)	atmosphere	(1/760)
	dyne per square centimeter	1333.224
	millimeter of water (4°C)	13.5951
	pascal	133.322
	pound per square inch (psi)	0.019 336 8
	torr*	1

TABLE 2.7 Conversion Factors (*Continued*)

To convert	Into	Multiply by
Millimeter of water (4°C)	atmosphere	0.009 678 41
	millibar*	0.098 066 5
	millimeter of mercury (0°C)	0.073 555 9
	pascal*	9.806 65
	pound per square inch	0.001 422 33
Minim (British)	milliliter	0.059 193 9
	minim (U.S.)	0.960 760
Minim (U.S.)	milliliter	0.061 611 5
Minute (plane angle)	circumference	$4.629\ 63 \times 10^{-5}$
	degree (angle)	(1/60)
	gon	(1/54)
	radian	$(\pi/10,800)$
Minute	hour	(1/60)
	second	60
Month (mean of 4-year period)	day	30.4375
	hour	730.5
	week	4.348 21
Nail (British)	inch*	2.25
Nanometer	ångström*	10
Neper	decibel	8.685 890
Nuclear magneton	joule per tesla	$5.050\ 79 \times 10^{-27}$
Neutron mass	atomic mass unit	1.008 66
	gram	1.6749×10^{-24}
	dyne*	10^5
Newton	kilogram (force)	0.101 971 6
	pound (force)	0.224 809
	poundal	7.233 01
Newton per square meter	<i>See</i> pascal	
Newton-meter	foot-pound	0.737 562
	joule*	1
	kilogram-meter	0.101 971 6
	watt-second*	1
Nit	candela per square meter*	1
Noggin (British)	gill (British)*	1
Nox	lux*	0.001
Oersted	ampere per meter (in practice)	$(1000/4\pi)$; 79.577 47
Ohm (mean international)	ohm	1.000 49
Ohm (U.S. international)	ohm	1.000 495
Ohm per foot	ohm per meter	3.280 84
Ounce (avoirdupois)	dram*	16
	grain*	437.5
	gram*	28.349 5
	ounce (troy)	0.911 458 33
	pound	(1/16)
Ounce (troy)	grain*	480
	gram*	31.1035
	ounce (avoirdupois)	1.097 142 9
	pennyweight*	20
	pound (avoirdupois)	0.068 571 429
	scruple*	24
Ounce (British, fluid)	cubic centimeter	28.413 06
	gallon (British)	(1/160)
	milliliter	28.413 06

TABLE 2.7 Conversion Factors (*Continued*)

To convert	Into	Multiply by
Ounce (British, fluid) (<i>continued</i>)	minim (British)	480
	ounce (U.S., fluid)	0.960 760
	pint (British)	(1/20)
	quart (British)	(1/40)
Ounce (U.S., fluid)	cubic centimeter	29.573 530
	gallon (U.S.)	(1/128)
	milliliter	29.573 530
	pint (U.S., fluid)	(1/16)
	quart (U.S., fluid)	(1/32)
Ounce (avoirdupois) per cubic foot	kilogram per cubic meter	1.001 154
Ounce (avoirdupois)/gallon (U.S.)	gram per liter	7.489 15
Ounce (avoirdupois) per ton (long)	gram per ton (metric)	27.9018
	milligram per kilogram	27.9018
Ounce (avoirdupois) per ton (short)	gram per ton (metric)*	31.25
	milligram per kilogram*	31.25
Parsec	light-year	3.261 636
Part per million	milligram per kilogram*	1
	milliliter per cubic meter*	1
Pascal	atmosphere	$9.869\ 233 \times 10^{-6}$
	bar*	10^{-5}
	dyne per square centimeter*	10
	inch of mercury	$2.953\ 00 \times 10^{-4}$
	millimeter of mercury	$7.500\ 62 \times 10^{-3}$
	millimeter of water	0.101 972
	newton per square meter*	1
	pound per square inch	$1.450\ 377 \times 10^{-4}$
	poundal per square foot	0.671 969
Pascal-second	poise*	10
Peck (British)	gallon (British)*	2
Peck (U.S.)	bushel (U.S.)*	0.25
Pennyweight	grain*	24
	gram*	1.555 173 84
	ounce (troy)	(1/20)
	pound	0.003 428 571 4
	lux*	10^4
Phot	inch	0.167
	point*	12
Pica (printer's)	gallon (British)	(1/8)
	liter	0.568 261
	pint (U.S., fluid)	1.200 95
Pint (British)	quart (British)	0.5
	bushel (U.S.)	(1/64)
	liter	0.550 610 5
	peck (U.S.)	(1/16)
Pint (U.S., dry)	pint (British)	0.968 939
	quart (U.S., dry)	0.5
	gallon (U.S.)	(1/8)
	liter	0.473 176 5

TABLE 2.7 Conversion Factors (*Continued*)

To convert	Into	Multiply by
Pint (U.S., fluid)	pint (British)	0.832 674
(<i>continued</i>)	quart (U.S., fluid)*	0.5
Planck's constant	joule-second	$6.626\ 08 \times 10^{-34}$
Point (printer's, Didot)	millimeter	0.376 065 03
Point (printer's, U.S.)	millimeter*	0.351 459 8
Poise	dyne-second per square centimeter*	1
	pascal-second*	0.1
Polarizability volume ($4\pi\epsilon_0$ cm ³)	coulomb squared-(meter squared per joule)	$1.112\ 65 \times 10^{-16}$
Pole (British)	foot*	16.5
Pottle (British)	gallon (British)*	0.5
Pound	gram*	453.592 37
	ounce (weight)*	16
	ton (long)	$4.464\ 285\ 7 \times 10^{-4}$
	ton (short)	(1/2000)
Pound (troy)	grain	5760
	gram*	373.241 721 6
	ounce (troy)*	12
	pennyweight	240
	pound (weight)	0.822 857 14
	scruple*	288
Pound per cubic foot	kilogram per cubic meter	16.018 46
Pound per cubic inch	gram per cubic centimeter	27.679 905
	pound per cubic foot*	1728
Pound per foot	kilogram per meter	1.488 16
Pound per (foot-second)	pascal-second	1.488 16
Pound per gallon (U.S.)	gram per liter	119.8264
Pound per hour	kilogram per day	10.886 22
Pound per inch	kilogram per meter	17.857 97
Pound per minute	kilogram per hour	27.215 54
Pound per square foot	kilogram per square meter	4.882 43
Pound (force)	kilogram (force)	0.453 592
	newton	4.448 222
	poundal	32.1740
Pound per square inch	atmosphere	0.068 046 0
	bar	0.068 948 0
	inch of mercury (0°C)	2.036 02
	millimeter of mercury (0°C)	51.7149
	millimeter of water (4°C)	703.070
	pascal	6894.757
	pound per square foot	144
Pound-second per square inch	pascal-second	6894.76
Poundal	gram (force)	14.0981
	newton	0.138 255
	pound (force)	0.031 081 0
Poundal per square foot	pascal	1.488 164
Poundal-foot	newton-meter	0.042 140 1
Poundal-second per square foot	pascal-second	1.488 164
Proof (U.S.)	percent alcohol by volume*	0.5
Proton mass	atomic mass unit	1.007 28
	gram	1.6726×10^{-24}
Puncheon (British)	gallon (British)	70

TABLE 2.7 Conversion Factors (*Continued*)

To convert	Into	Multiply by
Quad	Btu	10^{15}
	joule	1.055×10^{18}
Quadrant	circumference*	0.25
	degree (angle)*	90
	gon (grade)*	100
	minute (angle)*	5400
	radian	$(\pi/2)$
Quadrupole area ($e \text{ cm}^2$)	coulomb meter squared	$1.602 \text{ 18} \times 10^{-23}$
Quart (British)	gallon (British)*	0.25
	liter	1.136 523
	ounce (British, fluid)*	40
	pint (British)*	2
	quart (U.S., fluid)	1.200 95
Quart (U.S., dry)	bushel (U.S.)	$(1/32)$
	cubic foot	0.038 889 25
	liter	1.101 221
	peck (U.S.)	$(1/8)$
	pint (U.S., dry)*	2
Quart (U.S., fluid)	gallon (U.S.)*	0.25
	liter	0.946 529
	ounce (U.S., fluid)*	32
	pint (U.S., fluid)	2
	quart (British)	0.832 674
Quartern (British, fluid)	gill (British)*	0.5
Quintal (metric)	kilogram*	100
Rad (absorbed dose)	gray*	0.01
	joule per kilogram*	0.01
Radian	circumference	$(1/2\pi)$
	degree (angle)	57.295 780
	minute (angle)	3437.75
	quadrant	$(2/\pi)$
	revolution	$(1/2\pi)$
Radian per centimeter	degree per millimeter	5.729 58
	degree per inch	145.531
Radian per second	revolution per minute	9.549 30
Radian per second squared	revolution per minute squared	572.958
Rankin (degree)	kelvin	$(5/9)$
Ream	quire*	20
	sheet	480 or 500
Register ton	cubic foot*	100
	cubic meter	2.831 685
Rem (dose equivalent)	sievert*	0.01
Revolution	degree (angle)	360
	gon*	400
	quadrant*	4
	radian	(2π)
Revolution per minute	degree (angle) per second*	6
	radian per second	0.104 720
Revolution per minute squared	radian per second squared	0.001 745 33
Revolution per second squared	radian per second squared	6.283 185
	revolution per minute squared	3600
Reyn	pascal-second	6894.76
	pound-second per square inch	1

TABLE 2.7 Conversion Factors (*Continued*)

To convert	Into	Multiply by
Rhe	per pascal-second*	10
Right angle	degree*	90
	radian	$(\pi/2)$
	cubic foot*	1000
Rod (British, volume)	chain (Gunter's)*	0.25
Rod (surveyer's measure)	foot*	16.5
	link (Gunter's)*	25
	meter*	5.0292
	coulomb per kilogram	2.58×10^{-4}
Roentgen	acre*	0.25
Rood (British)	square meter	1011.714 1
	joule	$2.179\ 87 \times 10^{-18}$
Rydberg	dram (troy)	$(1/3)$
Scruple	grain*	20
	gram*	1.295 978 2
	ounce (weight)	0.045 714 286
	ounce (troy)	$(1/24)$
	pennyweight	$(10/12)$
	pound	$(1/350)$
	degree	$2.777\ 78 \times 10^{-4}$
	minute	$(1/60)$
	radian	$(\pi/6.48 \times 10^5)$
Section	square mile*	1
Siemens	mho (ohm^{-1})*	1
Slug	geepound*	1
	kilogram	14.593 90
	pound	32.1740
Speed of light	centimeter per second	$2.997\ 924\ 58 \times 10^{10}$
Sphere	steradian	(4π)
Square centimeter	circular mil	$1.973\ 53 \times 10^5$
	circular millimeter	127.3240
	square inch	0.155 000 31
Square chain (Gunter's)	acre*	0.1
	square foot*	4356
	square meter	404.686
Square chain (Ramsden's)	square foot*	10^4
Square degree (angle)	steradian	$3.046\ 17 \times 10^{-4}$
Square foot	acre	$2.295\ 68 \times 10^{-5}$
	square centimeter	929.0304
	square meter	0.092 903 04
	square rod	0.003 673 09
	square inch	$1.273\ 240 \times 10^6$
Square inch	circular millimeter	821.4432
	square centimeter	6.4516
	square kilometer	247.1054
	acre	100
Square kilometer	hectare*	100
	square mile	0.386 102 16
	square foot*	0.4356
Square link (Gunter's)	square foot*	1
Square link (Ramsden's)	square foot*	1
Square meter	are*	0.01
	square foot	10.763 91
	square mile	$3.861\ 01 \times 10^{-7}$

TABLE 2.7 Conversion Factors (*Continued*)

To convert	Into	Multiply by
Square meter (<i>continued</i>)	square rod	0.039 536 9
	square yard	1.195 990
Square mile	acre*	640
	square kilometer	2.589 988 110
Square rod	township	(1/36)
	acre	(1/160)
	square foot	272.25
Square yard	square meter	25.292 853
	square foot*	9
	square inch*	1296
	square meter*	0.836 127 36
	square rod	0.033 057 85
Statampere	ampere	$3.335\ 641 \times 10^{-10}$
Statcoulomb	coulomb	$3.335\ 641 \times 10^{-10}$
Statfarad	farad	$1.112\ 650 \times 10^{-12}$
Stathenry	henry	$8.987\ 552 \times 10^{11}$
Statmho	siemens	$1.112\ 650 \times 10^{-12}$
Statohm	ohm	$8.987\ 552 \times 10^{11}$
Statvolt	volt	299.7925
Statweber	weber	299.7925
Steradian	sphere	(1/4 π)
	spherical right angle	(2/ π)
	square degree	3282.81
Stere	cubic meter*	1
Stilb	candela/cm ²	1
Stokes (kinematic viscosity)	square meter per second*	10 ⁻⁴
Stone (British)	pound*	14
Svedberg	second*	10 ⁻¹³
Tablespoon (metric)	cubic centimeter*; milliliter	14.79
Teaspoon (metric)	cubic centimeter*; milliliter	4.929
Tesla	weber per square meter*	1
Tex	denier*	9
Therm	gram per kilometer*	1
	Btu*	10 ⁵
	joule*	$1.054\ 804 \times 10^8$
Ton (assay)	gram	29.166 67
Ton (long)	hundredweight (long)*	20
	hundredweight (short)*	22.4
	kilogram	1016.046 908 8
	pound*	2240
	ton (metric)	1.016 046 9
Ton (metric)	ton (short)	1.12
	hundredweight (long)	19.684 131
	hundredweight (short)	22.046 226
	kilogram*	1000
	pound	2204.6226
	ton (long)	0.984 206 53
Ton (short)	ton (short)*	1.102 311 3
	kilogram	907.184 74
	pound*	2000
Ton (force, long)	newton	1186.553
Ton (force, metric)	newton	9806.65

TABLE 2.7 Conversion Factors (*Continued*)

To convert	Into	Multiply by
Ton (force, short)	newton	8896.44
Ton (force, long)/ft ²	bar	1.072 518
	pascal	$1.072\ 518 \times 10^5$
Ton (force, metric)/m ²	bar	0.098 066 5
	pascal	9806.65
Ton (force, short)/ft ²	bar	0.957 605
	pascal	$9.576\ 05 \times 10^4$
Tonne (metric)	kilogram*	1000
Torr	atmosphere	(1/760)
	millibar	1.333 224
	millimeter of mercury* (0°C)	1
	pascal	133.322; (101 325/760)
Township (U.S.)	square kilometer	93.2396
	square mile*	36
Unified atomic mass unit	kilogram	$1.660\ 54 \times 10^{-27}$
Unit pole	weber	$1.256\ 637 \times 10^{-7}$
Volt (mean international)	volt	1.000 34
Volt (U.S. international)	volt	1.000 330
Volt-second	weber*	1
Watt	Btu per hour	3.412 14
	calorie per minute	14.3308
	erg per second*	10^7
	foot-pound per minute	44.2537
	horsepower (British)	0.001 341 02
	horsepower (metric)	0.001 359 62
	joule per second*	1
	kilogram-meter per second	0.101 972
	watt per square meter	1550.003
	Watt-hour	Btu
Watt-hour	calorie	859.845
	foot-pound	2655.22
	horsepower-hour (British)	0.001 341 02
	horsepower-hour (metric)	0.001 359 62
	joule*	3600
	liter-atmosphere	35.5292
	joule*	1
Watt-second	joule*	1
Weber	maxwell*	10^8
Week	day*	7
	hour*	168
Wey (British, capacity)	bushel (British)	40 (variable)
Wey (British, mass)	pound	252 (variable)
X unit	meter	$1.002\ 02 \times 10^{-13}$
Yard	fathom*	0.5
	meter	0.9144
Year (mean of 4-years)	day	365.25
	week	52.178 87
Year (sidereal)	day (mean solar)	365.256 36

TABLE 2.8 Temperature Conversion Table

The column of figures in bold and which is headed “Reading in °F. or °C. to be converted” refers to the temperature either in degrees Fahrenheit or Celsius which it is desired to convert into the other scale. If converting from Fahrenheit degrees to Celsius degrees, the equivalent temperature will be found in the column headed “°C.”; while if converting from degrees Celsius to degrees Fahrenheit, the equivalent temperature will be found in the column headed “°F.” This arrangement is very similar to that of Sauveur and Boylston, copyrighted 1920, and is published with their permission.

°F.	Reading in °F. or °C. to be converted	°C.	°F.	Reading in °F. or °C. to be converted	°C.
.....	-458	-272.22	-378	-227.78
.....	-456	-271.11	-376	-226.67
.....	-454	-270.00	-374	-225.56
.....	-452	-268.89	-372	-224.44
.....	-450	-267.78	-370	-223.33
.....	-448	-266.67	-368	-222.22
.....	-446	-265.56	-366	-221.11
.....	-444	-264.44	-364	-220.00
.....	-442	-263.33	-362	-218.89
.....	-440	-262.22	-360	-217.78
.....	-438	-261.11	-358	-216.67
.....	-436	-260.00	-356	-215.56
.....	-434	-258.89	-354	-214.44
.....	-432	-257.78	-352	-213.33
.....	-430	-256.67	-350	-212.22
.....	-428	-255.56	-348	-211.11
.....	-426	-254.44	-346	-210.00
.....	-424	-253.33	-344	-208.89
.....	-422	-252.22	-342	-207.78
.....	-420	-251.11	-340	-206.67
.....	-418	-250.00	-338	-205.56
.....	-416	-248.89	-336	-204.44
.....	-414	-247.78	-334	-203.33
.....	-412	-246.67	-332	-202.22
.....	-410	-245.56	-330	-201.11
.....	-408	-244.44	-328	-200.00
.....	-406	-243.33	-326	-198.89
.....	-404	-242.22	-324	-197.78
.....	-402	-241.11	-322	-196.67
.....	-400	-240.00	-320	-195.56
.....	-398	-238.89	-318	-194.44
.....	-396	-237.78	-316	-193.33
.....	-394	-236.67	-314	-192.22
.....	-392	-235.56	-312	-191.11
.....	-390	-234.44	-310	-190.00
.....	-388	-233.33	-308	-188.89
.....	-386	-232.22	-306	-187.78
.....	-384	-231.11	-304	-186.67
.....	-382	-230.00	-302	-185.56
.....	-380	-228.89	-300	-184.44

TABLE 2.8 Temperature Conversion Table (*Continued*)

Reading in °F. or °C. to be converted			Reading in °F. or °C. to be converted		
°F.		°C.	°F.		°C.
.....	-298	-183.33	-342.4	-208	-133.33
.....	-296	-182.22	-338.8	-206	-132.22
.....	-294	-181.11	-335.2	-204	-131.11
.....	-292	-180.00	-331.6	-202	-130.00
.....	-290	-178.89	-328.0	-200	-128.89
.....	-288	-177.78	-324.4	-198	-127.78
.....	-286	-176.67	-320.8	-196	-126.67
.....	-284	-175.56	-317.2	-194	-125.56
.....	-282	-174.44	-313.6	-192	-124.44
.....	-280	-173.33	-310.0	-190	-123.33
.....	-278	-172.22	-306.4	-188	-122.22
.....	-276	-171.11	-302.8	-186	-121.11
.....	-274	-170.00	-299.2	-184	-120.00
-457.6	-272	-168.89	-295.6	-182	-118.89
-454.0	-270	-167.78	-292.0	-180	-117.78
-450.4	-268	-166.67	-288.4	-178	-116.67
-446.8	-266	-165.56	-284.8	-176	-115.56
-443.2	-264	-164.44	-281.2	-174	-114.44
-439.6	-262	-163.33	-277.6	-172	-113.33
-436.0	-260	-162.22	-274.0	-170	-112.22
-432.4	-258	-161.11	-270.4	-168	-111.11
-428.8	-256	-160.00	-266.8	-166	-110.00
-425.2	-254	-158.89	-263.2	-164	-108.89
-421.6	-252	-157.78	-259.6	-162	-107.78
-418.0	-250	-156.67	-256.0	-160	-106.67
-414.4	-248	-155.56	-252.4	-158	-105.56
-410.8	-246	-154.44	-248.8	-156	-104.44
-407.2	-244	-153.33	-245.2	-154	-103.33
-403.6	-242	-152.22	-241.6	-152	-102.22
-400.0	-240	-151.11	-238.0	-150	-101.11
-396.4	-238	-150.00	-234.4	-148	-100.00
-392.8	-236	-148.89	-230.8	-146	-98.89
-389.2	-234	-147.78	-227.2	-144	-97.78
-385.6	-232	-146.67	-223.6	-142	-96.67
-382.0	-230	-145.56	-220.0	-140	-95.56
-378.4	-228	-144.44	-216.4	-138	-94.44
-374.8	-226	-143.33	-212.8	-136	-93.33
-371.2	-224	-142.22	-209.2	-134	-92.22
-367.6	-222	-141.11	-205.6	-132	-91.11
-364.0	-220	-140.00	-202.0	-130	-90.00
-360.4	-218	-138.89	-198.4	-128	-88.89
-356.8	-216	-137.78	-194.8	-126	-87.78
-353.2	-214	-136.67	-191.2	-124	-86.67
-349.6	-212	-135.56	-187.6	-122	-85.56
-346.0	-210	-134.44	-184.0	-120	-84.44

TABLE 2.8 Temperature Conversion Table (Continued)

Reading in °F. or °C. to be converted			Reading in °F. or °C. to be converted		
°F.		°C.	°F.		°C.
-180.4	-118	-83.33	-18.4	-28	-33.33
-176.8	-116	-82.22	-14.8	-26	-32.22
-173.2	-114	-81.11	-11.2	-24	-31.11
-169.6	-112	-80.00	-7.6	-22	-30.00
-166.0	-110	-78.89	-4.0	-20	-28.89
-162.4	-108	-77.78	-0.4	-18	-27.78
-158.8	-106	-76.67	+3.2	-16	-26.67
-155.2	-104	-75.56	+6.8	-14	-25.56
-151.6	-102	-74.44	+10.4	-12	-24.44
-148.0	-100	-73.33	+14.0	-10	-23.33
-144.4	-98	-72.22	+17.6	-8	-22.22
-140.8	-96	-71.11	+19.4	-7	-21.67
-137.2	-94	-70.00	+21.2	-6	-21.11
-133.6	-92	-68.89	+23.0	-5	-20.56
-130.0	-90	-67.78	+24.8	-4	-20.00
-126.4	-88	-66.67	+26.6	-3	-19.44
-122.8	-86	-65.56	+28.4	-2	-18.89
-119.2	-84	-64.44	+30.2	-1	-18.33
-115.6	-82	-63.33	+32.0	±0	-17.78
-112.0	-80	-62.22	+33.8	+1	-17.22
-108.4	-78	-61.11	+35.6	+2	-16.67
-104.8	-76	-60.00	+37.4	+3	-16.11
-101.2	-74	-58.89	+39.2	+4	-15.56
-97.6	-72	-57.78	+41.0	+5	-15.00
-94.0	-70	-56.67	+42.8	+6	-14.44
-90.4	-68	-55.56	+44.6	+7	-13.89
-86.8	-66	-54.44	+46.4	+8	-13.33
-83.2	-64	-53.33	+48.2	+9	-12.78
-79.6	-62	-52.22	+50.0	+10	-12.22
-76.0	-60	-51.11	+51.8	+11	-11.67
-72.4	-58	-50.00	+53.6	+12	-11.11
-68.8	-56	-48.89	+55.4	+13	-10.56
-65.2	-54	-47.78	+57.2	+14	-10.00
-61.6	-52	-46.67	+59.0	+15	-9.44
-58.0	-50	-45.56	+60.8	+16	-8.89
-54.4	-48	-44.44	+62.6	+17	-8.33
-50.8	-46	-43.33	+64.4	+18	-7.78
-47.2	-44	-42.22	+66.2	+19	-7.22
-43.6	-42	-41.11	+68.0	+20	-6.67
-40.0	-40	-40.00	+69.8	+21	-6.11
-36.4	-38	-38.89	+71.6	+22	-5.56
-32.8	-36	-37.78	+73.4	+23	-5.00
-29.2	-34	-36.67	+75.2	+24	-4.44
-25.6	-32	-35.56	+77.0	+25	-3.89
-22.0	-30	-34.44	+78.8	+26	-3.33

TABLE 2.8 Temperature Conversion Table (*Continued*)

Reading in °F. or °C. to be converted			Reading in °F. or °C. to be converted		
°F.		°C.	°F.		°C.
+80.6	+27	-2.78	+161.6	+72	+22.22
+82.4	+28	-2.22	+163.4	+73	+22.78
+84.2	+29	-1.67	+165.2	+74	+23.33
+86.0	+30	-1.11	+167.0	+75	+23.89
+87.8	+31	-0.56	+168.8	+76	+24.44
+89.6	+32	±0.00	+170.6	+77	+25.00
+91.4	+33	+0.56	+172.4	+78	+25.56
+93.2	+34	+1.11	+174.2	+79	+26.11
+95.0	+35	+1.67	+176.0	+80	+26.67
+96.8	+36	+2.22	+177.8	+81	+27.22
+98.6	+37	+2.78	+179.6	+82	+27.78
+100.4	+38	+3.33	+181.4	+83	+28.33
+102.2	+39	+3.89	+183.2	+84	+28.89
+104.0	+40	+4.44	+185.0	+85	+29.44
+105.8	+41	+5.00	+186.8	+86	+30.00
+107.6	+42	+5.56	+188.6	+87	+30.56
+109.4	+43	+6.11	+190.4	+88	+31.11
+111.2	+44	+6.67	+192.2	+89	+31.67
+113.0	+45	+7.22	+194.0	+90	+32.22
+114.8	+46	+7.78	+195.8	+91	+32.78
+116.6	+47	+8.33	+197.6	+92	+33.33
+118.4	+48	+8.89	+199.4	+93	+33.89
+120.2	+49	+9.44	+201.2	+94	+34.44
+122.0	+50	+10.00	+203.0	+95	+35.00
+123.8	+51	+10.56	+204.8	+96	+35.56
+125.6	+52	+11.11	+206.6	+97	+36.11
+127.4	+53	+11.67	+208.4	+98	+36.67
+129.2	+54	+12.22	+210.2	+99	+37.22
+131.0	+55	+12.78	+212.0	+100	+37.78
+132.8	+56	+13.33	+213.8	+101	+38.33
+134.6	+57	+13.89	+215.6	+102	+38.89
+136.4	+58	+14.44	+217.4	+103	+39.44
+138.2	+59	+15.00	+219.2	+104	+40.00
+140.0	+60	+15.56	+221.0	+105	+40.56
+141.8	+61	+16.11	+222.8	+106	+41.11
+143.6	+62	+16.67	+224.6	+107	+41.67
+145.4	+63	+17.22	+226.4	+108	+42.22
+147.2	+64	+17.78	+228.2	+109	+42.78
+149.0	+65	+18.33	+230.0	+110	+43.33
+150.8	+66	+18.89	+231.8	+111	+43.89
+152.6	+67	+19.44	+233.6	+112	+44.44
+154.4	+68	+20.00	+235.4	+113	+45.00
+156.2	+69	+20.56	+237.2	+114	+45.56
+158.0	+70	+21.11	+239.0	+115	+46.11
+159.8	+71	+21.67	+240.8	+116	+46.67

TABLE 2.8 Temperature Conversion Table (*Continued*)

Reading in °F. or °C. to be converted			Reading in °F. or °C. to be converted		
°F.		°C.	°F.		°C.
+242.6	+117	+47.22	+323.6	+162	+72.22
+244.4	+118	+47.78	+325.4	+163	+72.78
+246.2	+119	+48.33	+327.2	+164	+73.33
+248.0	+120	+48.89	+329.0	+165	+73.89
+249.8	+121	+49.44	+330.8	+166	+74.44
+251.6	+122	+50.00	+332.6	+167	+75.00
+253.4	+123	+50.56	+334.4	+168	+75.56
+255.2	+124	+51.11	+336.2	+169	+76.11
+257.0	+125	+51.67	+338.0	+170	+76.67
+258.8	+126	+52.22	+339.8	+171	+77.22
+260.6	+127	+52.78	+341.6	+172	+77.78
+262.4	+128	+53.33	+343.4	+173	+78.33
+264.2	+129	+53.89	+345.2	+174	+78.89
+266.0	+130	+54.44	+347.0	+175	+79.44
+267.8	+131	+55.00	+348.8	+176	+80.00
+269.6	+132	+55.56	+350.6	+177	+80.56
+271.4	+133	+56.11	+352.4	+178	+81.11
+273.2	+134	+56.67	+354.2	+179	+81.67
+275.0	+135	+57.22	+356.0	+180	+82.22
+276.8	+136	+57.78	+357.8	+181	+82.78
+278.6	+137	+58.33	+359.6	+182	+83.33
+280.4	+138	+58.89	+361.4	+183	+83.89
+282.2	+139	+59.44	+363.2	+184	+84.44
+284.0	+140	+60.00	+365.0	+185	+85.00
+285.8	+141	+60.56	+366.8	+186	+85.56
+287.6	+142	+61.11	+368.6	+187	+86.11
+289.4	+143	+61.67	+370.4	+188	+86.67
+291.2	+144	+62.22	+372.2	+189	+87.22
+293.0	+145	+62.78	+374.0	+190	+87.78
+294.8	+146	+63.33	+375.8	+191	+88.33
+296.6	+147	+63.89	+377.6	+192	+88.89
+298.4	+148	+64.44	+379.4	+193	+89.44
+300.2	+149	+65.00	+381.2	+194	+90.00
+302.0	+150	+65.56	+383.0	+195	+90.56
+303.8	+151	+66.11	+384.8	+196	+91.11
+305.6	+152	+66.67	+386.6	+197	+91.67
+307.4	+153	+67.22	+388.4	+198	+92.22
+309.2	+154	+67.78	+390.2	+199	+92.78
+311.0	+155	+68.33	+392.0	+200	+93.33
+312.8	+156	+68.89	+393.8	+201	+93.89
+314.6	+157	+69.44	+395.6	+202	+94.44
+316.4	+158	+70.00	+397.4	+203	+95.00
+318.2	+159	+70.56	+399.2	+204	+95.56
+320.0	+160	+71.11	+401.0	+205	+96.11
+321.8	+161	+71.67	+402.8	+206	+96.67

TABLE 2.8 Temperature Conversion Table (*Continued*)

Reading in °F. or °C. to be converted			Reading in °F. or °C. to be converted		
°F.		°C.	°F.		°C.
+404.6	+207	+97.22	+543.2	+284	+140.00
+406.4	+208	+97.78	+546.8	+286	+141.11
+408.2	+209	+98.33	+550.4	+288	+142.22
+410.0	+210	+98.89	+554.0	+290	+143.33
+411.8	+211	+99.44	+557.6	+292	+144.44
+413.6	+212	+100.00	+561.2	+294	+145.56
+415.4	+213	+100.56	+564.8	+296	+146.67
+417.2	+214	+101.11	+568.4	+298	+147.78
+419.0	+215	+101.67	+572.0	+300	+148.89
+420.8	+216	+102.22	+575.6	+302	+150.00
+422.6	+217	+102.78	+579.2	+304	+151.11
+424.4	+218	+103.33	+582.8	+306	+152.22
+426.2	+219	+103.89	+586.4	+308	+153.33
+428.0	+220	+104.44	+590.0	+310	+154.44
+431.6	+222	+105.56	+593.6	+312	+155.56
+435.2	+224	+106.67	+597.2	+314	+156.67
+438.8	+226	+107.78	+600.8	+316	+157.78
+442.4	+228	+108.89	+604.4	+318	+158.89
+446.0	+230	+110.00	+608.0	+320	+160.00
+449.6	+232	+111.11	+611.6	+322	+161.11
+453.2	+234	+112.22	+615.2	+324	+162.22
+456.8	+236	+113.33	+618.8	+326	+163.33
+460.4	+238	+114.44	+622.4	+328	+164.44
+464.0	+240	+115.56	+626.0	+330	+165.56
+467.6	+242	+116.67	+629.6	+332	+166.67
+471.2	+244	+117.78	+633.2	+334	+167.78
+474.8	+246	+118.89	+636.8	+336	+168.89
+478.4	+248	+120.00	+640.4	+338	+170.00
+482.0	+250	+121.11	+644.0	+340	+171.11
+485.6	+252	+122.22	+647.6	+342	+172.22
+489.2	+254	+123.33	+651.2	+344	+173.33
+492.8	+256	+124.44	+654.8	+346	+174.44
+496.4	+258	+125.56	+658.4	+348	+175.56
+500.0	+260	+126.67	+662.0	+350	+176.67
+503.6	+262	+127.78	+665.6	+352	+177.78
+507.2	+264	+128.89	+669.2	+354	+178.89
+510.8	+266	+130.00	+672.8	+356	+180.00
+514.4	+268	+131.11	+676.4	+358	+181.11
+518.0	+270	+132.22	+680.0	+360	+182.22
+521.6	+272	+133.33	+683.6	+362	+183.33
+525.2	+274	+134.44	+687.2	+364	+184.44
+528.8	+276	+135.56	+690.8	+366	+185.56
+532.4	+278	+136.67	+694.4	+368	+186.67
+536.0	+280	+137.78	+698.0	+370	+187.78
+539.6	+282	+138.89	+701.6	+372	+188.89

TABLE 2.8 Temperature Conversion Table (*Continued*)

Reading in °F. or °C. to be converted			Reading in °F. or °C. to be converted		
°F.		°C.	°F.		°C.
+705.2	+374	+190.00	+867.2	+464	+240.00
+708.8	+376	+191.11	+870.8	+466	+241.11
+712.4	+378	+192.22	+874.4	+468	+242.22
+716.0	+380	+193.33	+878.0	+470	+243.33
+719.6	+382	+194.44	+881.6	+472	+244.44
+723.2	+384	+195.56	+885.2	+474	+245.56
+726.8	+386	+196.67	+888.8	+476	+246.67
+730.4	+388	+197.78	+892.4	+478	+247.78
+734.0	+390	+198.89	+896.0	+480	+248.89
+737.6	+392	+200.00	+899.6	+482	+250.00
+741.2	+394	+201.11	+903.2	+484	+251.11
+744.8	+396	+202.22	+906.8	+486	+252.22
+748.4	+398	+203.33	+910.4	+488	+253.33
+752.0	+400	+204.44	+914.0	+490	+254.44
+755.6	+402	+205.56	+917.6	+492	+255.56
+759.2	+404	+206.67	+921.2	+494	+256.67
+762.8	+406	+207.78	+924.8	+496	+257.78
+766.4	+408	+208.89	+928.4	+498	+258.89
+770.0	+410	+210.00	+932.0	+500	+260.00
+773.6	+412	+211.11	+935.6	+502	+261.11
+777.2	+414	+212.22	+939.2	+504	+262.22
+780.8	+416	+213.33	+942.8	+506	+263.33
+784.4	+418	+214.44	+946.4	+508	+264.44
+788.0	+420	+215.56	+950.0	+510	+265.56
+791.6	+422	+216.67	+953.6	+512	+266.67
+795.2	+424	+217.78	+957.2	+514	+267.78
+798.8	+426	+218.89	+960.8	+516	+268.89
+802.4	+428	+220.00	+964.4	+518	+270.00
+806.0	+430	+221.11	+968.0	+520	+271.11
+809.6	+432	+222.22	+971.6	+522	+272.22
+813.2	+434	+223.33	+975.2	+524	+273.33
+816.8	+436	+224.44	+978.8	+526	+274.44
+820.4	+438	+225.56	+982.4	+528	+275.56
+824.0	+440	+226.67	+986.0	+530	+276.67
+827.6	+442	+227.78	+989.6	+532	+277.78
+831.2	+444	+228.89	+993.2	+534	+278.89
+834.8	+446	+230.00	+996.8	+536	+280.00
+838.4	+448	+231.11	+1000.4	+538	+281.11
+842.0	+450	+232.22	+1004.0	+540	+282.22
+845.6	+452	+233.33	+1007.6	+542	+283.33
+849.2	+454	+234.44	+1011.2	+544	+284.44
+852.8	+456	+235.56	+1014.8	+546	+285.56
+856.4	+458	+236.67	+1018.4	+548	+286.67
+860.0	+460	+237.78	+1022.0	+550	+287.78
+863.6	+462	+238.89	+1025.6	+552	+288.89

TABLE 2.8 Temperature Conversion Table (*Continued*)

Reading in °F. or °C. to be converted			Reading in °F. or °C. to be converted		
°F.		°C.	°F.		°C.
+ 1029.2	+ 554	+ 290.00	+ 1191.2	+ 644	+ 340.00
+ 1032.8	+ 556	+ 291.11	+ 1194.8	+ 646	+ 341.11
+ 1036.4	+ 558	+ 292.22	+ 1198.4	+ 648	+ 342.22
+ 1040.0	+ 560	+ 293.33	+ 1202.0	+ 650	+ 343.33
+ 1043.6	+ 562	+ 294.44	+ 1205.6	+ 652	+ 344.44
+ 1047.2	+ 564	+ 295.56	+ 1209.2	+ 654	+ 345.56
+ 1050.8	+ 566	+ 296.67	+ 1212.8	+ 656	+ 346.67
+ 1054.4	+ 568	+ 297.78	+ 1216.4	+ 658	+ 347.78
+ 1058.0	+ 570	+ 298.89	+ 1220.0	+ 660	+ 348.89
+ 1061.6	+ 572	+ 300.00	+ 1223.6	+ 662	+ 350.00
+ 1065.2	+ 574	+ 301.11	+ 1227.2	+ 664	+ 351.11
+ 1068.8	+ 576	+ 302.22	+ 1230.8	+ 666	+ 352.22
+ 1072.4	+ 578	+ 303.33	+ 1234.4	+ 668	+ 353.33
+ 1076.0	+ 580	+ 304.44	+ 1238.0	+ 670	+ 354.44
+ 1079.6	+ 582	+ 305.56	+ 1241.6	+ 672	+ 355.56
+ 1083.2	+ 584	+ 306.67	+ 1245.2	+ 674	+ 356.67
+ 1086.8	+ 586	+ 307.78	+ 1248.8	+ 676	+ 357.78
+ 1090.4	+ 588	+ 308.89	+ 1252.4	+ 678	+ 358.89
+ 1094.0	+ 590	+ 310.00	+ 1256.0	+ 680	+ 360.00
+ 1097.6	+ 592	+ 311.11	+ 1259.6	+ 682	+ 361.11
+ 1101.2	+ 594	+ 312.22	+ 1263.2	+ 684	+ 362.22
+ 1104.8	+ 596	+ 313.33	+ 1266.8	+ 686	+ 363.33
+ 1108.4	+ 598	+ 314.44	+ 1270.4	+ 688	+ 364.44
+ 1112.0	+ 600	+ 315.56	+ 1274.0	+ 690	+ 365.56
+ 1115.6	+ 602	+ 316.67	+ 1277.6	+ 692	+ 366.67
+ 1119.2	+ 604	+ 317.78	+ 1281.2	+ 694	+ 367.78
+ 1122.8	+ 606	+ 318.89	+ 1284.8	+ 696	+ 368.89
+ 1126.4	+ 608	+ 320.00	+ 1288.4	+ 698	+ 370.00
+ 1130.0	+ 610	+ 321.11	+ 1292.0	+ 700	+ 371.11
+ 1133.6	+ 612	+ 322.22	+ 1295.6	+ 702	+ 372.22
+ 1137.2	+ 614	+ 323.33	+ 1299.2	+ 704	+ 373.33
+ 1140.8	+ 616	+ 324.44	+ 1302.8	+ 706	+ 374.44
+ 1144.4	+ 618	+ 325.56	+ 1306.4	+ 708	+ 375.56
+ 1148.0	+ 620	+ 326.67	+ 1310.0	+ 710	+ 376.67
+ 1151.6	+ 622	+ 327.78	+ 1313.6	+ 712	+ 377.78
+ 1155.2	+ 624	+ 328.89	+ 1317.2	+ 714	+ 378.89
+ 1158.8	+ 626	+ 330.00	+ 1320.8	+ 716	+ 380.00
+ 1162.4	+ 628	+ 331.11	+ 1324.4	+ 718	+ 381.11
+ 1166.0	+ 630	+ 332.22	+ 1328.0	+ 720	+ 382.22
+ 1169.6	+ 632	+ 333.33	+ 1331.6	+ 722	+ 383.33
+ 1173.2	+ 634	+ 334.44	+ 1335.2	+ 724	+ 384.44
+ 1176.8	+ 636	+ 335.56	+ 1338.8	+ 726	+ 385.56
+ 1180.4	+ 638	+ 336.67	+ 1342.4	+ 728	+ 386.67
+ 1184.0	+ 640	+ 337.78	+ 1346.0	+ 730	+ 387.78
+ 1187.6	+ 642	+ 338.89	+ 1349.6	+ 732	+ 388.89

TABLE 2.8 Temperature Conversion Table (Continued)

Reading in °F. or °C. to be converted			Reading in °F. or °C. to be converted		
°F.		°C.	°F.		°C.
+ 1353.2	+ 734	+ 390.00	+ 1515.2	+ 824	+ 440.00
+ 1356.8	+ 736	+ 391.11	+ 1518.8	+ 826	+ 441.11
+ 1360.4	+ 738	+ 392.22	+ 1522.4	+ 828	+ 442.22
+ 1364.0	+ 740	+ 393.33	+ 1526.0	+ 830	+ 443.33
+ 1367.6	+ 742	+ 394.44	+ 1529.6	+ 832	+ 444.44
+ 1371.2	+ 744	+ 395.56	+ 1533.2	+ 834	+ 445.56
+ 1374.8	+ 746	+ 396.67	+ 1536.8	+ 836	+ 446.67
+ 1378.4	+ 748	+ 397.78	+ 1540.4	+ 838	+ 447.78
+ 1382.0	+ 750	+ 398.89	+ 1544.0	+ 840	+ 448.89
+ 1385.6	+ 752	+ 400.00	+ 1547.6	+ 842	+ 450.00
+ 1389.2	+ 754	+ 401.11	+ 1551.2	+ 844	+ 451.11
+ 1392.8	+ 756	+ 402.22	+ 1554.8	+ 846	+ 452.22
+ 1396.4	+ 758	+ 403.33	+ 1558.4	+ 848	+ 453.33
+ 1400.0	+ 760	+ 404.44	+ 1562.0	+ 850	+ 454.44
+ 1403.6	+ 762	+ 405.56	+ 1565.6	+ 852	+ 455.56
+ 1407.2	+ 764	+ 406.67	+ 1569.2	+ 854	+ 456.67
+ 1410.8	+ 766	+ 407.78	+ 1572.8	+ 856	+ 457.78
+ 1414.4	+ 768	+ 408.89	+ 1576.4	+ 858	+ 458.89
+ 1418.0	+ 770	+ 410.00	+ 1580.0	+ 860	+ 460.00
+ 1421.6	+ 772	+ 411.11	+ 1583.6	+ 862	+ 461.11
+ 1425.2	+ 774	+ 412.22	+ 1587.2	+ 864	+ 462.22
+ 1428.8	+ 776	+ 413.33	+ 1590.8	+ 866	+ 463.33
+ 1432.4	+ 778	+ 414.44	+ 1594.4	+ 868	+ 464.44
+ 1436.0	+ 780	+ 415.56	+ 1598.0	+ 870	+ 465.56
+ 1439.6	+ 782	+ 416.67	+ 1601.6	+ 872	+ 466.67
+ 1443.2	+ 784	+ 417.78	+ 1605.2	+ 874	+ 467.78
+ 1446.8	+ 786	+ 418.89	+ 1608.8	+ 876	+ 468.89
+ 1450.4	+ 788	+ 420.00	+ 1612.4	+ 878	+ 470.00
+ 1454.0	+ 790	+ 421.11	+ 1616.0	+ 880	+ 471.11
+ 1457.6	+ 792	+ 422.22	+ 1619.6	+ 882	+ 472.22
+ 1461.2	+ 794	+ 423.33	+ 1623.2	+ 884	+ 473.33
+ 1464.8	+ 796	+ 424.44	+ 1626.8	+ 886	+ 474.44
+ 1468.4	+ 798	+ 425.56	+ 1630.4	+ 888	+ 475.56
+ 1472.0	+ 800	+ 426.67	+ 1634.0	+ 890	+ 476.67
+ 1475.6	+ 802	+ 427.78	+ 1637.6	+ 892	+ 477.78
+ 1479.2	+ 804	+ 428.89	+ 1641.2	+ 894	+ 478.89
+ 1482.8	+ 806	+ 430.00	+ 1644.8	+ 896	+ 480.00
+ 1486.4	+ 808	+ 431.11	+ 1648.4	+ 898	+ 481.11
+ 1490.0	+ 810	+ 432.22	+ 1652.0	+ 900	+ 482.22
+ 1493.6	+ 812	+ 433.33	+ 1655.6	+ 902	+ 483.33
+ 1497.2	+ 814	+ 434.44	+ 1659.2	+ 904	+ 484.44
+ 1500.8	+ 816	+ 435.56	+ 1662.8	+ 906	+ 485.56
+ 1504.4	+ 818	+ 436.67	+ 1666.4	+ 908	+ 486.67
+ 1508.0	+ 820	+ 437.78	+ 1670.0	+ 910	+ 487.78
+ 1511.6	+ 822	+ 438.89	+ 1673.6	+ 912	+ 488.89

TABLE 2.8 Temperature Conversion Table (*Continued*)

Reading in °F. or °C. to be converted			Reading in °F. or °C. to be converted		
°F.		°C.	°F.		°C.
+1677.2	+914	+490.00	+1868.0	+1020	+548.89
+1680.8	+916	+491.11	+1886.0	+1030	+554.44
+1684.4	+918	+492.22	+1904.0	+1040	+560.00
+1688.0	+920	+493.33	+1922.0	+1050	+565.56
+1691.6	+922	+494.44	+1940.0	+1060	+571.11
+1695.2	+924	+495.56	+1958.0	+1070	+576.67
+1698.8	+926	+496.67	+1976.0	+1080	+582.22
+1702.4	+928	+497.78	+1994.0	+1090	+587.78
+1706.0	+930	+498.89	+2012.0	+1100	+593.33
+1709.6	+932	+500.00	+2030.0	+1110	+598.89
+1713.2	+934	+501.11	+2048.0	+1120	+604.44
+1716.8	+936	+502.22	+2066.0	+1130	+610.00
+1720.4	+938	+503.33	+2084.0	+1140	+615.56
+1724.0	+940	+504.44	+2102.0	+1150	+621.11
+1727.6	+942	+505.56	+2120.0	+1160	+626.67
+1731.2	+944	+506.67	+2138.0	+1170	+632.22
+1734.8	+946	+507.78	+2156.0	+1180	+637.78
+1738.4	+948	+508.89	+2174.0	+1190	+643.33
+1742.0	+950	+510.00	+2192.0	+1200	+648.89
+1745.6	+952	+511.11	+2210.0	+1210	+654.44
+1749.2	+954	+512.22	+2228.0	+1220	+660.00
+1752.8	+956	+513.33	+2246.0	+1230	+665.56
+1756.4	+958	+514.44	+2264.0	+1240	+671.11
+1760.0	+960	+515.56	+2282.0	+1250	+676.67
+1763.6	+962	+516.67	+2300.0	+1260	+682.22
+1767.2	+964	+517.78	+2318.0	+1270	+687.78
+1770.8	+966	+518.89	+2336.0	+1280	+693.33
+1774.4	+968	+520.00	+2354.0	+1290	+698.89
+1778.0	+970	+521.11	+2372.0	+1300	+704.44
+1781.6	+972	+522.22	+2390.0	+1310	+710.00
+1785.2	+974	+523.33	+2408.0	+1320	+715.56
+1788.8	+976	+524.44	+2426.0	+1330	+721.11
+1792.4	+978	+525.56	+2444.0	+1340	+726.67
+1796.0	+980	+526.67	+2462.0	+1350	+732.22
+1799.6	+982	+527.78	+2480.0	+1360	+737.78
+1803.2	+984	+528.89	+2498.0	+1370	+743.33
+1806.8	+986	+530.00	+2516.0	+1380	+748.89
+1810.4	+988	+531.11	+2534.0	+1390	+754.44
+1814.0	+990	+532.22	+2552.0	+1400	+760.00
+1817.6	+992	+533.33	+2570.0	+1410	+765.56
+1821.2	+994	+534.44	+2588.0	+1420	+771.11
+1824.8	+996	+535.56	+2606.0	+1430	+776.67
+1828.4	+998	+536.67	+2624.0	+1440	+782.22
+1832.0	+1000	+537.78	+2642.0	+1450	+787.78
+1850.0	+1010	+543.33	+2660.0	+1460	+793.33

TABLE 2.8 Temperature Conversion Table (*Continued*)

°F.	Reading in °F. or °C. to be converted	°C.	°F.	Reading in °F. or °C. to be converted	°C.
+2678.0	+1470	+798.89	+3488.0	+1920	+1048.9
+2696.0	+1480	+804.44	+3506.0	+1930	+1054.4
+2714.0	+1490	+810.00	+3524.0	+1940	+1060.0
+2732.0	+1500	+815.56	+3542.0	+1950	+1065.6
+2750.0	+1510	+821.11	+3560.0	+1960	+1071.1
+2768.0	+1520	+826.67	+3578.0	+1970	+1076.7
+2786.0	+1530	+832.22	+3596.0	+1980	+1082.2
+2804.0	+1540	+837.78	+3614.0	+1990	+1087.8
+2822.0	+1550	+843.33	+3632.0	+2000	+1093.3
+2840.0	+1560	+848.89	+3650.0	+2010	+1098.9
+2858.0	+1570	+854.44	+3668.0	+2020	+1104.4
+2876.0	+1580	+860.00	+3686.0	+2030	+1110.0
+2894.0	+1590	+865.56	+3704.0	+2040	+1115.6
+2912.0	+1600	+871.11	+3722.0	+2050	+1121.1
+2930.0	+1610	+876.67	+3740.0	+2060	+1126.7
+2948.0	+1620	+882.22	+3758.0	+2070	+1132.2
+2966.0	+1630	+887.78	+3776.0	+2080	+1137.8
+2984.0	+1640	+893.33	+3794.0	+2090	+1143.3
+3002.0	+1650	+898.89	+3812.0	+2100	+1148.9
+3020.0	+1660	+904.44	+3830.0	+2110	+1154.4
+3038.0	+1670	+910.00	+3848.0	+2120	+1160.0
+3056.0	+1680	+915.56	+3866.0	+2130	+1165.6
+3074.0	+1690	+921.11	+3884.0	+2140	+1171.1
+3092.0	+1700	+926.67	+3902.0	+2150	+1176.7
+3110.0	+1710	+932.22	+3920.0	+2160	+1182.2
+3128.0	+1720	+937.78	+3938.0	+2170	+1187.8
+3146.0	+1730	+943.33	+3956.0	+2180	+1193.3
+3164.0	+1740	+948.89	+3974.0	+2190	+1198.9
+3182.0	+1750	+954.44	+3992.0	+2200	+1204.4
+3200.0	+1760	+960.00	+4010.0	+2210	+1210.0
+3218.0	+1770	+965.56	+4028.0	+2220	+1215.6
+3236.0	+1780	+971.11	+4046.0	+2230	+1221.1
+3254.0	+1790	+976.67	+4064.0	+2240	+1226.7
+3272.0	+1800	+982.22	+4082.0	+2250	+1232.2
+3290.0	+1810	+987.78	+4100.0	+2260	+1237.8
+3308.0	+1820	+993.33	+4118.0	+2270	+1243.3
+3326.0	+1830	+998.89	+4136.0	+2280	+1248.9
+3344.0	+1840	+1004.4	+4154.0	+2290	+1254.4
+3362.0	+1850	+1010.0	+4172.0	+2300	+1260.0
+3380.0	+1860	+1015.6	+4190.0	+2310	+1265.6
+3398.0	+1870	+1021.1	+4208.0	+2320	+1271.1
+3416.0	+1880	+1026.7	+4226.0	+2330	+1276.7
+3434.0	+1890	+1032.2	+4244.0	+2340	+1282.2
+3452.0	+1900	+1037.8	+4262.0	+2350	+1287.8
+3470.0	+1910	+1043.3	+4280.0	+2360	+1293.3

TABLE 2.8 Temperature Conversion Table (*Continued*)

Reading in °F. or °C. to be converted			Reading in °F. or °C. to be converted		
°F.		°C.	°F.		°C.
+4298.0	+2370	+1298.9	+4964.0	+2740	+1504.4
+4316.0	+2380	+1304.4	+4982.0	+2750	+1510.0
+4334.0	+2390	+1310.0	+5000.0	+2760	+1515.6
+4352.0	+2400	+1315.6	+5018.0	+2770	+1521.1
+4370.0	+2410	+1321.1	+5036.0	+2780	+1526.7
+4388.0	+2420	+1326.7	+5054.0	+2790	+1532.2
+4406.0	+2430	+1332.2	+5072.0	+2800	+1537.8
+4424.0	+2440	+1337.8	+5090.0	+2810	+1543.3
+4442.0	+2450	+1343.3	+5108.0	+2820	+1548.9
+4460.0	+2460	+1348.9	+5126.0	+2830	+1554.4
+4478.0	+2470	+1354.4	+5144.0	+2840	+1560.0
+4496.0	+2480	+1360.0	+5162.0	+2850	+1565.6
+4514.0	+2490	+1365.6	+5180.0	+2860	+1571.1
+4532.0	+2500	+1371.1	+5198.0	+2870	+1576.7
+4550.0	+2510	+1376.7	+5216.0	+2880	+1582.2
+4568.0	+2520	+1382.2	+5234.0	+2890	+1587.8
+4586.0	+2530	+1387.8	+5252.0	+2900	+1593.3
+4604.0	+2540	+1393.3	+5270.0	+2910	+1598.9
+4622.0	+2550	+1398.9	+5288.0	+2920	+1604.4
+4640.0	+2560	+1404.4	+5306.0	+2930	+1610.0
+4658.0	+2570	+1410.0	+5324.0	+2940	+1615.6
+4676.0	+2580	+1415.6	+5342.0	+2950	+1621.1
+4694.0	+2590	+1421.1	+5360.0	+2960	+1626.7
+4712.0	+2600	+1426.7	+5378.0	+2970	+1632.2
+4730.0	+2610	+1432.2	+5396.0	+2980	+1637.8
+4748.0	+2620	+1437.8	+5414.0	+2990	+1643.3
+4766.0	+2630	+1443.3	+5432.0	+3000	+1648.9
+4784.0	+2640	+1448.9	+5450.0	+3010	+1654.4
+4802.0	+2650	+1454.4	+5468.0	+3020	+1660.0
+4820.0	+2660	+1460.0	+5486.0	+3030	+1665.6
+4838.0	+2670	+1465.6	+5504.0	+3040	+1671.1
+4856.0	+2680	+1471.1	+5522.0	+3050	+1676.7
+4874.0	+2690	+1476.7	+5540.0	+3060	+1682.2
+4892.0	+2700	+1482.2	+5558.0	+3070	+1687.8
+4910.0	+2710	+1487.8	+5576.0	+3080	+1693.3
+4928.0	+2720	+1493.3	+5594.0	+3090	+1698.9
+4946.0	+2730	+1498.9	+5612.0	+3100	+1704.4

2.1.1 Conversion of Thermometer Scales

The following abbreviations are used: °F, degrees Fahrenheit; °C, degrees Celsius; °K, degrees Kelvin; °Ré, degrees Reaumur; °R, degrees Rankine; °Z, degrees on any scale; (fp)“Z”, the freezing point of water on the Z scale; and (bp)“Z”, the boiling point of water on the Z scale. Reference: Dodds, *Chemical and Metallurgical Engineering* **38**:476 (1931).

$$\frac{^{\circ}\text{F} - 32}{180} = \frac{^{\circ}\text{C}}{100} = \frac{^{\circ}\text{Ré}}{80} = \frac{\text{K} - 273}{100} = \frac{^{\circ}\text{R} - 492}{180} = \frac{^{\circ}\text{Z} - (\text{fp})\text{“Z”}}{(\text{bp})\text{“Z”} - (\text{fp})\text{“Z”}}$$

Examples

(1) To find the Fahrenheit temperature corresponding to -20°C :

$$\frac{^{\circ}\text{F} - 32}{180} = \frac{^{\circ}\text{C}}{100} \quad \text{or} \quad \frac{^{\circ}\text{F} - 32}{180} = \frac{-20}{100}$$

$$^{\circ}\text{F} - 32 = \frac{(-20)(180)}{100} = -36$$

$$^{\circ}\text{F} = -4$$

(2) To find the Reaumur temperature corresponding to 20°F :

$$\frac{^{\circ}\text{F} - 32}{180} = \frac{^{\circ}\text{Ré}}{80} = \frac{20 - 32}{180} = \frac{^{\circ}\text{Ré}}{80}$$

i.e.,

$$20^{\circ}\text{F} = -5.33^{\circ}\text{Ré}$$

(3) To find the correct temperature on a thermometer reading 80°C and that shows a reading of -0.30°C in a melting ice/water mixture and 99.0°C in steam at 760 mm pressure of mercury:

$$\frac{^{\circ}\text{C}}{100} = \frac{\text{Z} - (\text{fp})\text{“Z”}}{(\text{bp})\text{“Z”} - (\text{fp})\text{“Z”}} = \frac{80 - (-0.30)}{99.0 - (-0.30)}$$

i.e.,

$$^{\circ}\text{C} = 80.87 \quad (\text{corrected})$$

2.1.2 Density and Specific Gravity

2.1.2.1 Hydrometers. Various hydrometers and the relation between the various scales.

Alcoholometer. This hydrometer is used in determining the density of aqueous ethyl alcohol solutions; the reading in degrees is numerically the same as the percentage of alcohol by volume. The scale known as Tralle gives the percentage by volume. Wine and Must hydrometer relations are given below.

Ammoniameter. This hydrometer, employed in finding the density of aqueous ammonia solutions, has a scale graduated in equal divisions from 0° to 40° . To convert the reading to specific gravity multiply by 3 and subtract the resulting number from 1000.

Balling Hydrometer. See under Saccharometers.

Barkometer or Barktrometer. This hydrometer, which is used in determining the density of tanning liquors, has a scale from 0° to 80° Bk; the number to the right of the decimal point of a specific gravity reading is the corresponding Bk degree; thus, a specific gravity of 1.015 is 15° Bk.

Baumé Hydrometers. For liquids heavier than water: This hydrometer was originally based on the density of a 10% sodium chloride solution, which was given the value of 10°, and the density of pure water, which was given the value of 0°; the interval between these two values was divided into 10 equal parts. Other reference points have been taken with the result that so much confusion exists that there are about 36 different scales in use, many of which are incorrect. In general a Baumé hydrometer should have inscribed on it the temperature at which it was calibrated and also the temperature of the water used in relating the density to a specific gravity. The following expression gives the relation between the specific gravity and several of the Baumé scales:

$$\text{Specific gravity} = \frac{m}{m - \text{Baumé}}$$

$$\begin{aligned} m &= 145 \text{ at } 60^\circ/60^\circ\text{F (15.56}^\circ\text{C)} && \text{for the American Scale} \\ &= 144 && \text{for the old scale used in Holland} \\ &= 146.3 \text{ at } 15^\circ\text{C} && \text{for the Gerlach Scale} \\ &= 144.3 \text{ at } 15^\circ\text{C} && \text{for the Rational Scale generally used in Germany} \end{aligned}$$

For liquids lighter than water: Originally the density of a solution of 1 gram of sodium chloride in 9 grams of water at 12.5°C was given a value of 10°Bé. The scale between these points was divided into ten equal parts and these divisions were repeated throughout the scale giving a relation which could be expressed by the formula: Specific gravity = 145.88/(135.88 + Bé), which is approximately equal to 146/(136 + Bé). Other scales have since come into more general use such as that of the Bureau of Standards in which the specific gravity at 60°/60°F = 140/(130 + Bé) and that of the American Petroleum Institute (A.P.I. Scale) in which the specific gravity at 60°/60°F = 141.5/(131.5 + API°).

See also special table for conversion to density and Twaddell scale.

Beck's Hydrometer. This hydrometer is graduated to show a reading of 0° in pure water and a reading of 30° in a solution with a specific gravity of 0.850, with equal scale divisions above and below these two points.

Brix Hydrometer. See under Saccharometers.

Cartier's Hydrometer. This hydrometer shows a reading of 22° when immersed in a solution having a density of 22° Baumé but the scale divisions are smaller than on the Baumé hydrometer in the ratio of 16 Cartier to 15 Baumé.

Fatty Oil Hydrometer. The graduations on this hydrometer are in specific gravity within the range 0.908 to 0.938. The letters on the scale correspond to the specific gravity of the various common oils as follows: *R*, rape; *O*, olive; *A*, almond; *S*, sesame; *HL*, hoof oil; *HP*, hemp; *C*, cotton seed; *L*, linseed. See also Oleometer below.

Lactometers. These hydrometers are used in determining the density of milk. The various scales in common use are the following:

New York Board of Health has a scale graduated into 120 equal parts, 0° being equal to the specific gravity of water and 100° being equal to a specific gravity of 1.029.

Quevenne lactometer is graduated from 15° to 40° corresponding to specific gravities from 1.015 to 1.040.

Soxhlet lactometer has a scale from 25° to 35° corresponding to specific gravities from 1.025 to 1.035 respectively.

Oleometer. A hydrometer for determining the density of vegetable and sperm oils with a scale from 50° to 0° corresponding to specific gravities from 0.870 to 0.970. See also Fatty Oil Hydrometer above.

Saccharometers. These hydrometers are used in determining the density of sugar solutions. Solutions of the same concentration but of different carbohydrates have very nearly the same specific gravity and in general a concentration of 10 grams of carbohydrate per 100 mL of solution shows a specific gravity of 1.0386. Thus, the wt. of sugar in 1000 mL soln. is (a) for conc. < 12g/100 mL: (wt. of 1000 mL soln. - 1000) ÷ 0.386; (b) for conc. > 12g/100 mL: (wt of 1000 mL soln. - 1000) ÷ 0.385.

Brix hydrometer is graduated so that the number of degrees is identical with the percentage by weight of cane sugar and is used at the temperature indicated on the hydrometer.

Balling's saccharometer is used in Europe and is practically identical with the Brix hydrometer.

Bates brewers' saccharometer which is used in determining the density of malt worts is graduated so that the divisions express pounds per barrel (32 gallons). The relation between degrees Bates (=b) and degrees Balling (=B) is shown by the following formula: $B = 260b/(360 + b)$.

See also below under Wine and Must Hydrometer.

Salinometer. This hydrometer, which is used in the pickling and meat packing plants, is graduated to show percentage of saturation of a sodium chloride solution. An aqueous solution is completely saturated when it contains 26.4% pure sodium chloride. The range from 0% to 26.4% is divided into 100 parts, each division therefore representing 1% of saturation. In another type of salinometer, the degrees correspond to percentages of sodium chloride expressed in grams of sodium chloride per 100 mL of water.

Sprayometer (Parrot and Stewart). This hydrometer which is used in determining the density of lime sulfur solutions has two scales; one scale is graduated from 0° to 38° Baumé and the other scale is from 1.000 to 1.350 specific gravity.

Tralle Hydrometer. See Alcoholometer above.

Twaddell Hydrometer. This hydrometer, which is used only for liquids heavier than water, has a scale such that when the reading is multiplied by 5 and added to 1000 the resulting number is the specific gravity with reference to water as 1000. To convert specific gravity at 60°/60°F to Twaddell degrees, take the decimal portion of the specific gravity value and multiply it by 200; thus a specific gravity of 1.032 = $0.032 \times 200 = 6.4^\circ$ Tw. See also special table for conversion to density and Baumé scale.

Wine and Must Hydrometer. This instrument has three scales. One scale shows readings of 0° to 15° Brix for sugar (see Brix Hydrometer above); another scale from 0° to 15° Tralle is used for sweet wines to indicate the percentage of alcohol by volume; and a third scale from 0° to 20° Tralle is used for tart wines to indicate the percentage of alcohol by volume.

2.1.2.2 Conversion of Specific Gravity at 25°/25°C to Density at any Temperature from 0° to 40°C.* Liquids change volume with change in temperature, but the amount of this change, β (coefficient of cubical expansion), varies widely with different liquids, and to some extent for the same liquid at different temperatures.

The table below, which is calculated from the relationship:

$$F_{\beta_i} = \frac{\text{density of water at } 25^\circ\text{C} (=0.99705)}{1 - \beta(25 - t)} \quad (2.1)$$

* Cf. Dreisbach, *Ind. Eng. Chem., Anal. Ed.* 12:160 (1940).

may be used to find d^t , the density (weight of 1 mL) of a liquid at any temperature (t) between 0° and 40°C if the specific gravity at $25^\circ/25^\circ\text{C}$ (S) and the coefficient of cubical expansion (β) are known. Substitutions are made in the equations:

$$d^t = SF_{\beta_t} \quad (2.2)$$

$$S = \frac{d^t}{F_{\beta_t}} \quad (2.3)$$

Factors (F_{β_t})

Density ${}^t\text{C} = \text{sp. gr. } 25^\circ/25^\circ \times F_{\beta_t}$

* $\beta \times 10^3$	°C.								
	0	5	10	15	20	25	30	35	40
1.3	1.0306	1.0237	1.0169	1.0102	1.0036	0.99705	0.99065	0.9843	0.9780
1.2	1.0279	1.0216	1.0154	1.0092	1.0031	0.99705	0.9911	0.9853	0.9794
1.1	1.0253	1.0195	1.0138	1.0082	1.0026	0.99705	0.9916	0.9963	0.9809
1.0	1.0227	1.0174	1.0123	1.0072	1.0021	0.99705	0.9921	0.9872	0.98234
0.9	1.0200	1.0153	1.0107	1.0060	1.0016	0.99705	0.99262	0.9882	0.9838
0.8	1.0174	1.0133	1.0092	1.0051	1.0011	0.99705	0.9931	0.98918	0.9851
0.7	1.0148	1.0113	1.0077	1.0041	1.0006	0.99705	0.9935	0.99015	0.98672
0.6	1.0122	1.0092	1.0061	1.0031	1.0001	0.99705	0.9941	0.9911	0.9882
0.5	1.0097	1.0072	1.0046	1.0021	0.99958	0.99705	0.9944	0.9921	0.9897
0.	1.0071	1.0051	1.0031	1.0011	0.99908	0.99705	0.9951	0.9931	0.9911

* β = coefficient of cubical expansion.

Examples. All examples are based upon an assumed coefficient of cubical expansion, β , of 1.3×10^{-3} .

Example 1. To find the density of a liquid at 20°C , d^{20} , which has a specific gravity (S) of $1.2500\frac{17}{25}$:

From the table above F_{β_t} at $20^\circ\text{C} = 1.0036$.

$$d^{20} = d^t = SF_{\beta_t} = 1.2500 \times 1.0036 = 1.2545$$

Example 2. To find the density at 20°C (d^{20}) of a liquid which has a specific gravity of $1.2500\frac{17}{4}$:

Since the density of water at 4°C is equal to 1, specific gravity at $17^\circ/4^\circ = d^{17} = 1.2500$.

Substitution in Equation 3 with F_{β_t} at 17°C , by interpolation from the table, equal to 1.00756, gives

$$\text{Sp. gr. } 25^\circ/25^\circ = S = 1.2500 \div 1.00756$$

Substitution of this value for S in Equation 2 with F_{β_t} at 20°C , from the table, equal to 1.0036, gives

$$d^{20} = d^t = (1.2500 \div 1.00756) \times 1.0036 = 1.2451$$

Example 3. To find the specific gravity at $20^{\circ}/4^{\circ}\text{C}$ of a liquid which has a specific gravity of $1.2500_{\frac{25}{4}}$:

Since the density of water at 4°C , is equal to 1, specific gravity $25^{\circ}/4^{\circ} = d^{25} = 1.2500$; and, specific gravity $20^{\circ}/4^{\circ} = d^{20}$.

Substitution in Equation 3, with $d^t = 1.2500$; and, with F_{β} , at 25°C , from the table, equal to 0.99705, gives

$$\text{Sp. gr. } 25^{\circ}/25^{\circ} = S = 1.2500 \div 0.99705$$

Substitution of this value for S in Equation 2, with F_{β} , at 20°C , from the table, equal to 1.0036, gives

$$\text{Sp. gr. } 20^{\circ}/4^{\circ} = d^{20} = (1.2500 \div 0.99705) \times 1.0036 = 1.2582$$

Example 4. To find the density at 25°C of a liquid which has a specific gravity of $1.2500_{\frac{15}{15}}$:

Since the density of water at $15^{\circ}\text{C} = 0.99910$,

$$d^{15} = \text{sp. gr. } 15^{\circ}/15^{\circ} \times 0.99910 = 1.2500 \times 0.99910$$

Substitution in Equation 3, with F_{β} , at 15°C , from the table, equal to 1.0102, gives

$$\text{Sp. gr. } 25^{\circ}/25^{\circ} = S = (1.2500 \times 0.99910) \div 1.0102$$

Substitution of this value for S in Equation 2, with F_{β} , at 25° , from the table, equal to 0.99705, gives

$$d^{26} = d^t = (1.2500 \times 0.99910 \div 1.0102) \times 0.99705 = 1.2326$$

2.1.3 Barometry and Barometric Corrections

In principle, the mercurial barometer balances a column of pure mercury against the weight of the atmosphere. The height of the column above the level of the mercury in the reservoir can be measured and serves as a direct index of atmospheric pressure. The space above the mercury in a barometer tube should be a Torricellian vacuum, perfect except for the practically negligible vapor pressure of mercury. The perfection of the vacuum is indicated by the sharpness of the click noted when the barometer tube is inclined. A barometer should be in a vertical position, suspended rather than fastened to a wall, and in a good light but not exposed to direct sunlight or too near a source of heat. The standard conditions for barometric measurements are 0°C and gravity as at 45° latitude and sea level. There are numerous sources of error, but corrections for most of these are readily applied. Some of the corrections are very small, and their application may be questionable in view of the probably larger errors. The degree of consistency to be expected in careful measurements is about 0.13 mm with a 6.4-mm tube, increasing to 0.04 mm with a tube 12.7 mm in diameter.

In reading a barometer of the Fortin type (the usual laboratory instrument for precision measurements), the procedure should be as follows: (1) Observe and record the temperature as indicated by the thermometer attached to the barometer. The temperature correction is very important and may be affected by heat from the observer's body. (2) Set the mercury in the reservoir at zero level, so that the point of the pin above the mercury just touches the surface, making a barely noticeable dimple therein. Tap the tube at the top and verify the zero setting. (3) Bring the vernier down until the view at the light background is cut off at the highest point of the meniscus. Record the reading.

The corrections to be made on the reading are as follows: (1) Temperature, to correct for the difference in thermal expansion of the mercury and the brass (or glass) to which the scale is attached.

This correction converts the reading into the value of 0°C. The brass scale table is applicable to the Fortin barometer. See Tables 2.10 latitude-gravity correction, and 2.11 altitude-gravity correction, to compensate for differences in gravity, which would affect the height of the mercury column by variation in mass. If local gravity is unknown, an approximate correction may be made from the tables. Local values of gravity are often subject to irregularities which lead to errors even when the corrections here provided are made. It is, therefore, advisable to determine the local value of gravity, from which the correction can be effected in the following manner:

$$Bt = Br + \left(\frac{g_1 - g_0}{g_0} \right) \times Br$$

in which Bt and Br are the true and the observed heights of the barometer, respectively. g_0 is standard gravity ($980\,665 \text{ cm} \cdot \text{s}^{-2}$), and g_1 is the local gravity. It may be noted that for most localities, g_1 is smaller than g_0 , which makes the correction negative. These corrections compensate the reading to gravity at 45° latitude and sea level. (3) Correction for capillary depression of the level of the meniscus. This varies with the tube diameter and actual height of the meniscus in a particular case. Some barometers are calibrated to allow for an average value of the latter and approximating the correction. See table. (4) Correction for vapor pressure of mercury. This correction is usually negligible, being only 0.001 mm at 20°C and 0.006 mm at 40°C. This correction is added. See table of vapor pressure of mercury.

The corrections above do not apply to aneroid barometers. These instruments should be calibrated at regular intervals by checking them against a corrected mercurial barometer.

For records on weather maps, meteorologists customarily correct barometer readings to sea level, and some barometers may be calibrated accordingly. Such instruments are not suitable for laboratory use where true pressure under standard conditions is required. Scale corrections should be specified in the maker's instructions with the instrument, and are also indicated by the lack of correspondence between a gauge mark usually placed exactly 76.2 cm from the zero point and the 76.2-cm scale graduation.

TABLE 2.9 Barometer Temperature Correction—Metric Units

The values in the table below are to be subtracted from the observed readings to correct for the difference in the expansion of the mercury and the glass scale at different temperatures.

A. Glass scale							
Temp. °C.	Observed barometer height in millimeters						
	700	730	740	750	760	770	800
	mm.	mm.	mm.	mm.	mm.	mm.	mm.
0	0.00	0.00	0.00	0.00	0.00	0.00	0.00
1	0.12	0.13	0.13	0.13	0.13	0.13	0.14
2	0.24	0.25	0.26	0.26	0.26	0.27	0.27
3	0.36	0.38	0.38	0.39	0.40	0.40	0.42
4	0.49	0.51	0.51	0.52	0.53	0.53	0.55
5	0.61	0.63	0.64	0.65	0.66	0.67	0.69
6	0.73	0.76	0.77	0.78	0.79	0.80	0.83
7	0.85	0.89	0.90	0.91	0.92	0.93	0.97
8	0.97	1.01	1.03	1.04	1.05	1.07	1.11
9	1.09	1.14	1.15	1.17	1.18	1.20	1.25
10	1.21	1.26	1.28	1.30	1.32	1.33	1.39
11	1.33	1.39	1.41	1.43	1.45	1.47	1.52
12	1.45	1.52	1.54	1.56	1.58	1.60	1.66
13	1.58	1.64	1.67	1.69	1.71	1.73	1.80
14	1.70	1.77	1.79	1.82	1.84	1.87	1.94
15	1.82	1.90	1.92	1.95	1.97	2.00	2.08
16	1.94	2.02	2.05	2.08	2.10	2.13	2.21
17	2.06	2.15	2.18	2.21	2.23	2.26	2.35
18	2.18	2.27	2.30	2.33	2.37	2.40	2.49
19	2.30	2.40	2.43	2.46	2.50	2.53	2.63
20	2.42	2.52	2.56	2.59	2.63	2.66	2.77
21	2.54	2.65	2.69	2.72	2.76	2.79	2.90
22	2.66	2.78	2.81	2.85	2.89	2.93	3.04
23	2.78	2.90	2.94	2.98	3.02	3.06	3.18
24	2.90	3.03	3.07	3.11	3.15	3.19	3.32
25	3.02	3.15	3.20	3.24	3.28	3.32	3.45
26	3.14	3.28	3.32	3.37	3.41	3.46	3.59
27	3.26	3.40	3.45	3.50	3.54	3.59	3.73
28	3.38	3.53	3.58	3.63	3.67	3.72	3.87
29	3.50	3.65	3.70	3.75	3.80	3.85	4.00
30	3.62	3.78	3.83	3.88	3.93	3.99	4.14
31	3.74	3.90	3.96	4.01	4.06	4.12	4.28
32	3.86	4.03	4.08	4.14	4.20	4.25	4.42
33	3.98	4.15	4.21	4.27	4.33	4.38	4.55
34	4.10	4.28	4.34	4.40	4.46	4.51	4.69
35	4.22	4.40	4.47	4.53	4.59	4.65	4.83

TABLE 2.9 Barometer Temperature Correction—Metric Units (*Continued*)

The values in the table below are to be subtracted from the observed readings to correct for the difference in the expansion of the mercury and the glass scale at different temperatures.

B. Brass scale							
Temp. °C.	Observed barometer height in millimeters						
	640	650	660	670	680	690	700
	mm.	mm.	mm.	mm.	mm.	mm.	mm.
0	0.00	0.00	0.00	0.00	0.00	0.00	0.00
1	0.10	0.11	0.11	0.11	0.11	0.11	0.11
2	0.21	0.21	0.22	0.22	0.22	0.23	0.23
3	0.31	0.32	0.32	0.33	0.33	0.34	0.34
4	0.42	0.42	0.43	0.44	0.44	0.45	0.46
5	0.52	0.53	0.54	0.55	0.55	0.56	0.57
6	0.63	0.64	0.65	0.66	0.66	0.67	0.68
7	0.73	0.74	0.75	0.76	0.78	0.79	0.80
8	0.84	0.85	0.86	0.87	0.89	0.90	0.91
9	0.94	0.95	0.97	0.98	1.00	1.01	1.03
10	1.04	1.06	1.07	1.09	1.11	1.12	1.14
11	1.15	1.16	1.18	1.20	1.22	1.24	1.25
12	1.25	1.27	1.29	1.31	1.33	1.35	1.37
13	1.35	1.38	1.40	1.42	1.44	1.46	1.48
14	1.46	1.48	1.50	1.53	1.55	1.57	1.59
15	1.56	1.59	1.61	1.64	1.66	1.68	1.71
16	1.67	1.69	1.72	1.74	1.77	1.80	1.82
17	1.77	1.80	1.82	1.85	1.88	1.91	1.94
18	1.87	1.90	1.93	1.96	1.99	2.02	2.05
19	1.98	2.01	2.04	2.07	2.10	2.13	2.16
20	2.08	2.11	2.15	2.18	2.21	2.24	2.28
21	2.18	2.22	2.25	2.29	2.32	2.35	2.39
22	2.29	2.32	2.36	2.40	2.43	2.47	2.50
23	2.39	2.43	2.47	2.50	2.54	2.58	2.62
24	2.49	2.53	2.57	2.61	2.65	2.69	2.73
25	2.60	2.64	2.68	2.72	2.76	2.80	2.84
26	2.70	2.74	2.79	2.83	2.87	2.91	2.96
27	2.81	2.85	2.89	2.94	2.98	3.02	3.07
28	2.91	2.95	3.00	3.05	3.09	3.14	3.18
29	3.01	3.06	3.11	3.15	3.20	3.25	3.29
30	3.12	3.16	3.21	3.26	3.31	3.36	3.41
31	3.22	3.27	3.32	3.37	3.42	3.47	3.52
32	3.32	3.37	3.43	3.48	3.53	3.58	3.63
33	3.42	3.48	3.53	3.59	3.64	3.69	3.75
34	3.53	3.58	3.64	3.69	3.75	3.80	3.86
35	3.63	3.69	3.74	3.80	3.86	3.91	3.97

TABLE 2.9 Barometer Temperature Correction—Metric Units (Continued)

B. Brass scale (continued)								Temp. °C.
Observed barometer height in millimeters								
710	720	730	740	750	760	770	780	
mm.	mm.	mm.	mm.	mm.	mm.	mm.	mm.	
0.00	0.00	0.00	0.00	0.00	0.00	0.00	0.00	0
0.12	0.12	0.12	0.12	0.12	0.12	0.13	0.13	1
0.23	0.23	0.24	0.24	0.24	0.25	0.25	0.25	2
0.35	0.35	0.36	0.36	0.37	0.37	0.38	0.38	3
0.46	0.47	0.48	0.48	0.49	0.50	0.50	0.51	4
0.58	0.59	0.59	0.60	0.61	0.62	0.63	0.64	5
0.69	0.70	0.71	0.72	0.73	0.74	0.75	0.76	6
0.81	0.82	0.83	0.84	0.86	0.87	0.88	0.89	7
0.93	0.94	0.95	0.96	0.98	0.99	1.00	1.02	8
1.04	1.06	1.07	1.08	1.10	1.11	1.13	1.14	9
1.16	1.17	1.19	1.21	1.22	1.24	1.25	1.27	10
1.27	1.29	1.31	1.33	1.34	1.36	1.38	1.40	11
1.39	1.41	1.43	1.45	1.47	1.48	1.50	1.52	12
1.50	1.52	1.54	1.57	1.59	1.61	1.63	1.65	13
1.62	1.64	1.66	1.69	1.71	1.73	1.75	1.78	14
1.73	1.76	1.78	1.81	1.83	1.85	1.88	1.90	15
1.85	1.87	1.90	1.93	1.95	1.98	2.00	2.03	16
1.96	1.99	2.02	2.05	2.07	2.10	2.13	2.16	17
2.08	2.11	2.14	2.17	2.20	2.22	2.25	2.28	18
2.19	2.22	2.25	2.29	2.32	2.35	2.38	2.41	19
2.31	2.34	2.37	2.41	2.44	2.47	2.50	2.54	20
2.42	2.46	2.49	2.53	2.56	2.59	2.63	2.66	21
2.54	2.57	2.61	2.65	2.68	2.72	2.75	2.79	22
2.65	2.69	2.73	2.77	2.80	2.84	2.88	2.91	23
2.77	2.81	2.85	2.88	2.92	2.96	3.00	3.04	24
2.88	2.92	2.96	3.00	3.05	3.09	3.13	3.17	25
3.00	3.04	3.08	3.12	3.17	3.21	3.25	3.29	26
3.11	3.16	3.20	3.24	3.29	3.33	3.38	3.42	27
3.23	3.27	3.32	3.36	3.41	3.45	3.50	3.54	28
3.34	3.39	3.44	3.48	3.53	3.58	3.62	3.67	29
3.46	3.50	3.55	3.60	3.65	3.70	3.75	3.80	30
3.57	3.62	3.67	3.72	3.77	3.82	3.87	3.92	31
3.68	3.74	3.79	3.84	3.89	3.94	4.00	4.05	32
3.80	3.85	3.91	3.96	4.01	4.07	4.12	4.17	33
3.91	3.97	4.02	4.08	4.13	4.19	4.24	4.30	34
4.03	4.09	4.14	4.20	4.26	4.31	4.37	4.43	35

TABLE 2.9 Barometer Temperature Correction—Metric Units (*Continued*)

C. Correction of a barometer for capillarity (<i>Smithsonian Tables</i>)								
Diameter of tube, millimeters	Height of meniscus in millimeters							
	0.4	0.6	0.8	1.0	1.2	1.4	1.6	1.8
	Correction to be added in millimeters							
4	0.83	1.22	1.54	1.98	2.37
5	0.47	0.65	0.86	1.19	1.45	1.80
6	0.27	0.41	0.56	0.78	0.98	1.21	1.43
7	0.18	0.28	0.40	0.53	0.67	0.82	0.97	1.13
8	0.20	0.29	0.38	0.46	0.56	0.65	0.77
9	0.15	0.21	0.28	0.33	0.40	0.46	0.52
10	0.15	0.20	0.25	0.29	0.33	0.37
11	0.10	0.14	0.18	0.21	0.24	0.27
12	0.07	0.10	0.13	0.15	0.18	0.19
13	0.04	0.07	0.10	0.12	0.13	0.14

TABLE 2.10 Barometric Latitude-Gravity Table—Metric Units

Smithsonian Tables.

The values in the table below are to be subtracted from the barometric reading for latitudes from 0 to 45° inclusive, and are to be added from 46 to 90°.

Deg. Lat.	Barometer readings, millimeters					
	680	700	720	740	760	780
	mm.	mm.	mm.	mm.	mm.	mm.
0	1.82	1.87	1.93	1.98	2.04	2.09
5	1.79	1.85	1.90	1.95	2.00	2.06
10	1.71	1.76	1.81	1.86	1.92	1.97
15	1.58	1.63	1.67	1.72	1.77	1.81
20	1.40	1.44	1.49	1.53	1.57	1.61
21	1.36	1.40	1.44	1.48	1.52	1.56
22	1.32	1.36	1.40	1.44	1.48	1.51
23	1.28	1.31	1.35	1.39	1.43	1.46
24	1.23	1.27	1.30	1.34	1.37	1.41
25	1.18	1.22	1.25	1.29	1.32	1.36
26	1.13	1.17	1.20	1.23	1.27	1.30
27	1.08	1.12	1.15	1.18	1.21	1.24
28	1.03	1.06	1.09	1.12	1.15	1.18
29	0.98	1.01	1.04	1.07	1.10	1.12
30	0.93	0.95	0.98	1.01	1.04	1.06
31	0.87	0.90	0.92	0.95	0.98	1.00
32	0.82	0.84	0.86	0.89	0.91	0.94
33	0.76	0.78	0.80	0.83	0.85	0.87
34	0.70	0.72	0.74	0.76	0.79	0.81
35	0.64	0.66	0.68	0.70	0.72	0.74
36	0.58	0.60	0.62	0.64	0.65	0.67
37	0.52	0.54	0.56	0.57	0.59	0.60
38	0.46	0.48	0.49	0.51	0.52	0.53

TABLE 2.10 Barometric Latitude-Gravity Table—Metric Units (*Continued*)

Deg. Lat.	Barometer readings, millimeters					
	680	700	720	740	760	780
	mm.	mm.	mm.	mm.	mm.	mm.
39	0.40	0.42	0.43	0.44	0.45	0.46
40	0.34	0.35	0.36	0.37	0.38	0.39
41	0.28	0.29	0.30	0.30	0.31	0.32
42	0.22	0.22	0.23	0.24	0.24	0.25
43	0.16	0.16	0.16	0.17	0.17	0.18
44	0.09	0.10	0.10	0.10	0.10	0.11
45	0.03	0.03	0.03	0.03	0.03	0.04
46	0.03	0.03	0.03	0.03	0.04	0.04
47	0.09	0.10	0.10	0.10	0.10	0.11
48	0.16	0.16	0.17	0.17	0.18	0.18
49	0.22	0.23	0.23	0.24	0.25	0.25
50	0.28	0.29	0.30	0.31	0.31	0.32
51	0.34	0.35	0.36	0.37	0.38	0.39
52	0.40	0.42	0.43	0.44	0.45	0.46
53	0.46	0.48	0.49	0.51	0.52	0.53
54	0.52	0.54	0.56	0.57	0.59	0.60
55	0.58	0.60	0.62	0.64	0.65	0.67
56	0.64	0.66	0.68	0.70	0.72	0.74
57	0.70	0.72	0.74	0.76	0.78	0.80
58	0.76	0.78	0.80	0.82	0.85	0.87
59	0.81	0.84	0.86	0.89	0.91	0.93
60	0.87	0.89	0.92	0.94	0.97	1.00
61	0.92	0.95	0.98	1.00	1.03	1.06
62	0.97	1.00	1.02	1.05	1.08	1.11
63	1.03	1.06	1.09	1.12	1.15	1.18
64	1.08	1.11	1.14	1.17	1.20	1.23
65	1.13	1.16	1.19	1.22	1.26	1.29
66	1.17	1.21	1.24	1.28	1.31	1.35
67	1.22	1.25	1.29	1.33	1.36	1.40
68	1.26	1.30	1.34	1.37	1.41	1.45
69	1.31	1.34	1.38	1.42	1.46	1.50
70	1.35	1.39	1.43	1.47	1.51	1.55
72	1.42	1.47	1.51	1.55	1.59	1.63
75	1.53	1.57	1.62	1.66	1.71	1.75
80	1.66	1.71	1.76	1.81	1.86	1.90
85	1.74	1.79	1.84	1.90	1.95	2.00
90	1.77	1.82	1.87	1.93	1.98	2.03

TABLE 2.12 Reduction of the Barometer to Sea Level—Metric Units

A barometer located at an elevation above sea level will show a reading lower than a barometer at sea level by an amount approximately 2.5 mm (0.1 in) for each 30.5 m (100 ft) of elevation. A closer approximation can be made by reference to the following tables, which take into account (1) the effect of altitude of the station at which the barometer is read, (2) the mean temperature of the air column extending from the station down to sea level, (3) the latitude of the station at which the barometer is read, and (4) the reading of the barometer corrected for its temperature, a correction which is applied only to mercurial barometers since the aneroid barometers are compensated for temperature effects.

Example. A barometer which has been corrected for its temperature reads 650 mm at a station whose altitude is 1350 m above sea level and at a latitude of 30°. The mean temperature (outdoor temperature) at the station is 20°C.

Table A (metric units) gives for these conditions a temperature-altitude factor of 135.2
 The Latitude Factor Table gives for 135.2 at 30° lat. a correction of +0.17
 Therefore, the corrected value of the temperature-altitude factor is 135.37

Entering Table B (metric units), with a temperature-altitude factor of 135.37 and a barometric reading of 650 mm (corrected for temperature), the correction is found to be 109.6
 Accordingly the barometric reading reduced to sea level is 650 + 109.6 = 759.6 mm.

Latitude Factor—English or Metric Units. For latitudes 0°–45° add the latitude factor, for 45°–90° subtract the latitude factor, from the values obtained in Table A.

Temp.—Alt. Factor From Table A	Latitude				
	0°	10°	20°	30°	45°
50	0.1	0.1	0.1	0.1	0.0
100	0.3	0.3	0.2	0.1	0.0
150	0.4	0.4	0.3	0.2	0.0
200	0.5	0.5	0.4	0.3	0.0
250	0.7	0.6	0.5	0.3	0.0
300	0.8	0.8	0.6	0.4	0.0
350	0.9	0.9	0.7	0.5	0.0
	90°	80°	70°	60°	45°

A. Values of the temperature-altitude factor for use in Table B.*

Altitude in Meters	Mean Temperature of Air Column in Centigrade Degrees										
	-16°	-8°	-4°	0°	6°	10°	14°	18°	20°	22°	26°
10	1.2	1.1	1.1	1.1	1.1	1.0	1.0	1.0	1.0	1.0	1.0
50	5.8	5.6	5.5	5.4	5.3	5.2	5.1	5.0	5.0	5.0	4.9
100	11.5	11.2	11.0	10.8	10.6	10.4	10.3	10.1	10.0	9.9	9.8
150	17.3	16.7	16.5	16.2	15.9	15.6	15.4	15.1	15.0	14.9	14.7
200	23.0	22.3	22.0	21.6	21.1	20.8	20.5	20.2	20.0	19.9	19.6
250	28.8	27.9	27.5	27.0	26.4	26.0	25.6	25.2	25.0	24.9	24.5
300	34.5	33.5	33.0	32.5	31.7	31.2	30.7	30.3	30.1	29.8	29.4
350	40.3	39.0	38.5	37.9	37.0	36.4	35.9	35.3	35.1	34.8	34.3
400	46.0	44.6	43.9	43.3	42.3	41.6	41.0	40.4	40.1	39.8	39.2
450	51.8	51.3	49.4	48.7	47.6	46.8	46.1	45.4	45.1	44.8	44.1
500	57.5	55.8	54.9	54.1	52.9	52.0	51.2	50.5	50.1	49.7	49.0
550	63.3	61.4	60.4	59.5	58.1	57.2	56.4	55.5	55.1	54.7	53.9
600	69.0	66.9	65.9	64.9	63.4	62.4	61.5	60.6	60.1	59.7	58.8
650	74.8	72.5	71.4	70.3	68.7	67.6	66.6	65.6	65.1	64.6	63.7

TABLE 2.12 Reduction of the Barometer to Sea Level—Metric Units (*Continued*)

Altitude in Meters	Mean Temperature of Air Column in Centigrade Degrees										
	-16°	-8°	-4°	0°	6°	10°	14°	18°	20°	22°	26°
700	80.6	78.1	76.9	75.7	74.0	72.9	71.7	70.7	70.1	69.6	68.6
750	86.3	83.7	82.4	81.1	79.3	78.1	76.9	75.7	75.1	74.6	73.5
800	92.1	89.2	87.9	86.5	84.6	83.3	82.0	80.8	80.1	79.6	78.4
850	97.8	94.8	93.4	92.0	89.8	88.5	87.1	85.8	85.2	84.5	83.3
900	103.6	100.4	98.9	97.4	95.1	93.7	92.2	90.8	90.2	89.5	88.2
950	109.3	106.0	104.4	102.8	100.4	98.9	97.4	95.9	95.2	94.5	93.1
1000	115.1	111.5	109.8	108.2	105.7	104.1	102.5	100.9	100.2	99.4	98.0
1050	120.8	117.1	115.3	113.6	111.0	109.3	107.6	106.0	105.2	104.4	102.9
1100	126.6	122.7	120.8	119.0	116.3	114.5	112.7	111.0	110.2	109.4	107.8
1150	132.3	128.3	126.3	124.4	121.6	119.7	117.9	116.1	115.2	114.4	112.7
1200	138.1	133.8	131.8	129.8	126.8	124.9	123.0	121.1	120.2	119.3	117.6
1250	143.8	139.4	137.3	135.2	132.1	130.1	128.1	126.2	125.2	124.3	122.5
1300	149.6	145.0	142.8	140.6	137.4	135.3	133.2	131.2	130.2	129.3	127.4
1350	155.3	150.6	148.3	146.0	142.7	140.5	138.4	136.3	135.2	134.2	132.3
1400	161.1	156.2	153.8	151.4	148.0	145.7	143.5	141.3	140.2	139.2	137.2
1450	166.8	161.7	159.3	156.8	153.3	150.9	148.6	146.4	145.3	144.2	142.1
1500	172.6	167.3	164.8	162.3	158.5	156.1	153.7	151.4	150.3	149.1	147.0
1550	178.3	172.9	170.2	167.7	163.8	161.3	158.8	156.4	155.3	154.1	151.8
1600	184.1	178.5	175.7	173.1	169.1	166.5	164.0	161.5	160.3	159.1	156.7
1650	189.8	184.0	181.2	178.5	174.4	171.7	169.1	166.5	165.3	164.1	161.6
1700	195.6	189.6	186.7	183.9	179.7	176.9	174.2	171.6	170.3	169.0	166.5
1750	201.4	195.2	192.2	189.3	185.0	182.1	179.3	176.6	175.3	174.0	171.4
1800	207.1	200.8	197.7	194.7	190.2	187.3	184.5	181.7	180.3	179.0	176.3
1850	212.9	206.3	203.2	200.1	195.5	192.5	189.6	186.7	185.3	183.9	181.2
1900	218.6	211.9	208.7	205.5	200.8	197.7	194.7	191.8	190.3	188.9	186.1
1950	224.4	217.5	214.2	210.9	206.1	202.9	199.8	196.8	195.3	193.9	191.0
2000	230.1	223.0	219.7	216.3	211.4	208.1	204.9	201.9	200.3	198.8	195.0
2050	235.9	228.6	225.1	221.7	216.7	213.3	210.1	206.9	205.3	203.8	200.8
2100	241.6	234.2	230.6	227.1	221.9	218.5	215.2	211.9	210.4	208.8	205.7
2150	247.4	239.8	236.1	232.5	227.2	223.7	220.3	217.0	215.4	213.8	210.6
2200	253.1	245.4	241.6	237.9	232.5	228.9	225.4	222.0	220.4	218.7	215.5
2250	258.9	250.9	247.1	243.4	237.8	234.1	230.6	227.1	225.4	223.7	220.4
2300	264.6	256.5	252.6	248.8	243.1	239.3	235.7	232.1	230.4	228.7	225.3
2350	270.4	262.1	258.1	254.2	248.3	244.5	240.8	237.2	235.4	233.6	230.2
2400	276.1	267.7	263.6	259.6	253.6	249.7	245.9	242.2	240.4	238.6	235.1
2450	281.9	273.2	269.1	265.0	258.9	254.9	251.0	247.3	245.4	243.6	240.0
2500	287.6	278.8	274.5	270.4	264.2	260.1	256.2	252.3	250.4	248.5	244.9
2550	293.4	284.4	280.0	275.8	269.5	265.3	261.3	257.3	255.4	253.5	249.8
2600	299.1	290.0	285.5	281.2	274.8	270.5	266.4	262.4	260.4	258.5	254.7
2650	304.9	295.5	291.0	286.6	280.0	275.7	271.5	267.4	265.4	263.4	259.6
2700	310.6	301.1	296.5	292.0	285.3	280.9	276.6	272.5	270.4	268.4	264.5
2750	316.4	306.7	302.0	297.4	290.6	286.1	281.8	277.5	275.4	273.4	269.4
2800	322.1	312.3	307.5	302.8	295.9	291.3	286.9	282.6	280.4	278.3	274.3
2850	327.9	317.8	313.0	308.2	301.2	296.5	292.0	287.6	285.4	283.3	279.2
2900	333.6	323.4	318.4	313.6	306.4	301.7	297.1	292.6	290.4	288.3	284.1
2950	339.4	329.0	323.9	319.0	311.7	306.9	302.2	297.7	295.5	293.3	289.0
3000	345.1	334.5	329.4	324.4	317.0	312.1	307.4	302.7	300.5	298.2	293.8

* From *Smithsonian Meteorological Tables*, 3d ed., 1907.

TABLE 2.12 Reduction of the Barometer to Sea Level—Metric Units (*Continued*)*B. Values in millimeters to be added.**

Temp.—Alt. Factor	Barometer Reading in Millimeters						
	790	770	750	730	710	690	670
1	0.9	0.9	0.9	0.8	0.8	0.8	
5	4.6	4.4	4.3	4.2	4.1	4.0	
10	9.1	8.9	8.7	8.5	8.2	8.0	
15	13.8	13.4	13.1	12.7	12.4	12.0	
20	18.4	17.9	17.5	17.0	16.5	16.1	
25		22.5	21.9	21.3	20.7	20.1	
30		27.1	26.4	25.7	25.0	24.2	
35		31.7	30.8	30.0	29.2	28.4	
40		36.3	35.3	34.4	33.5	32.5	31.6
45			39.9	38.8	37.8	36.7	35.6
	750	730	710	690	670	650	630
50	44.4	43.3	42.1	40.9	39.7		
55	49.0	47.7	46.4	45.1	43.8		
60	53.6	52.2	50.8	49.3	47.9		
65	58.3	56.7	55.2	53.6	52.1		
70		61.3	59.6	57.9	56.2		
75		65.8	64.0	62.2	60.4		
80		70.4	68.5	66.6	64.6	62.7	60.8
85		75.0	73.0	70.9	68.9	66.8	64.8
90			77.5	75.3	73.1	71.0	68.8
95			82.1	79.7	77.4	75.1	72.8
	710	690	670	650	630	610	
100	86.6	84.2	81.8	79.3	76.9		
105	91.2	88.7	86.1	83.5	81.0		
110	95.9	93.2	90.5	87.8	85.1		
115	100.5	97.7	94.8	92.0	89.2		
120		102.2	99.3	96.3	93.3		
125		106.8	103.7	100.6	97.5	94.4	
130		111.4	108.2	104.9	101.7	98.5	
135		116.0	112.7	109.3	105.9	102.6	
140		120.7	117.2	113.7	110.2	106.7	
145			121.7	118.1	114.5	110.8	
	670	650	630	610	590	570	
150	126.3	122.5	118.8	115.0			
155	130.9	127.0	123.1	119.2			
160	135.5	131.5	127.4	123.4			
165	140.2	136.0	131.8	127.6			
170		140.5	136.2	131.9	127.5	123.2	
175		145.1	140.6	136.2	131.7	127.2	
180		149.7	145.1	140.5	135.9	131.3	
185		154.3	149.5	144.8	140.0	135.3	
190		158.9	154.0	149.2	144.3	139.4	
195			158.6	153.5	148.5	143.5	

* From *Smithsonian Meteorological Tables*, 3d ed., 1907.

TABLE 2.12 Reduction of the Barometer to Sea Level—Metric Units (*Continued*)

*B. Values in millimeters to be added.**

Temp. —Alt. Factor	Barometer Reading in Millimeters					
	630	610	590	570	550	530
200	163.1	157.9	152.8	147.6		
205	167.7	162.4	157.1	151.7		
210	172.3	166.8	161.4	155.9		
215	176.9	171.3	165.7	160.1	154.5	148.9
220		175.8	170.1	164.3	158.5	152.8
225		180.4	174.5	168.5	162.6	156.7
230		184.9	178.9	172.8	166.7	160.7
235		189.5	183.3	177.1	170.9	164.7
240		194.1	187.8	181.4	175.0	168.7
245		198.8	192.3	185.7	179.2	172.7
	590	570	550	530	510	
250	196.8	190.1	183.4	176.8		
255	201.3	194.5	187.7	180.8		
260	205.9	198.9	191.9	185.0	178.0	
265	210.5	203.3	196.2	189.1	181.9	
270	215.1	207.8	200.5	193.2	185.9	
275	219.8	212.3	204.9	197.4	190.0	
280		216.8	209.2	201.6	194.0	
285		221.4	213.6	205.8	198.1	
290		225.9	218.0	210.1	202.1	
295		230.5	222.4	214.3	206.3	
	570	550	530	510	490	
300	235.1	226.9	218.6	210.4		
305	239.8	231.4	223.0	214.6	206.1	
310		235.9	227.3	218.7	210.1	
315		240.4	231.7	222.9	214.2	
320		245.0	236.1	227.2	218.3	
325		249.6	240.5	231.4	222.4	
330		254.2	244.9	235.7	226.5	
335		258.8	249.4	240.0	230.6	
340		263.5	253.9	244.4	234.8	
345			258.4	248.7	238.9	

* From *Smithsonian Meteorological Tables*, 3d ed., 1907.

TABLE 2.13 Viscosity Conversion Table*Centistokes to Saybolt, Redwood, and Engler units.*

Poise = cgs unit of absolute viscosity Centipoise = 0.01 poise

Stoke = cgs unit of kinematic viscosity Centistoke = 0.01 stoke

Centipoises = centistokes \times density (at temperature under consideration)Reyn (1 lb \cdot s per sq in) = 69×10^5 centipoisesCf. *Jour. Inst. Pet. Tech.*, Vol. 22, p. 21 (1936); *Reports of A. S. T. M. Committee D-2, 1936 and 1937.*The values of Saybolt Universal Viscosity at 100°F and at 210°F are taken directly from the comprehensive *ASTM Viscosity Table, Special Technical Publication No. 43A* (1953) by permission of the publishers, American Society for Testing Materials, 1916 Race St., Philadelphia 3, Pa.

Centistokes	Saybolt Universal Viscosity at			Redwood Seconds at			Engler Degrees at All Temps.
	100°F.	130°F.	210°F.	70°F.	140°F.	200°F.	
2.0	32.62	32.68	32.85	30.2	31.0	31.2	1.14
3.0	36.03	36.10	36.28	32.7	33.5	33.7	1.22
4.0	39.14	39.22	39.41	35.3	36.0	36.3	1.31
5.0	42.35	42.43	42.65	37.9	38.5	38.9	1.40
6.0	45.56	45.65	45.88	40.5	41.0	41.5	1.48
7.0	48.77	48.86	49.11	43.2	43.7	44.2	1.56
8.0	52.09	52.19	52.45	46.0	46.4	46.9	1.65
9.0	55.50	55.61	55.89	48.9	49.1	49.7	1.75
10.0	58.91	59.02	59.32	51.7	52.0	52.6	1.84
11.0	62.43	62.55	62.86	54.8	55.0	55.6	1.93
12.0	66.04	66.17	66.50	57.9	58.1	58.8	2.02
14.0	73.57	73.71	74.09	64.4	64.6	65.3	2.22
16.0	81.30	81.46	81.87	71.0	71.4	72.2	2.43
18.0	89.44	89.61	90.06	77.9	78.5	79.4	2.64
20.0	97.77	97.96	98.45	85.0	85.8	86.9	2.87
22.0	106.4	106.6	107.1	92.4	93.3	94.5	3.10
24.0	115.0	115.2	115.8	99.9	100.9	102.2	3.34
26.0	123.7	123.9	124.5	107.5	108.6	110.0	3.58
28.0	132.5	132.8	133.4	115.3	116.5	118.0	3.82
30.0	141.3	141.6	142.3	123.1	124.4	126.0	4.07
32.0	150.2	150.5	151.2	131.0	132.3	134.1	4.32
34.0	159.2	159.5	160.3	138.9	140.2	142.2	4.57
36.0	168.2	168.5	169.4	146.9	148.2	150.3	4.83
38.0	177.3	177.6	178.5	155.0	156.2	158.3	5.08
40.0	186.3	186.7	187.6	163.0	164.3	166.7	5.34
42.0	195.3	195.7	196.7	171.0	172.3	175.0	5.59
44.0	204.4	204.8	205.9	179.1	180.4	183.3	5.85
46.0	213.7	214.1	215.2	187.1	188.5	191.7	6.11
48.0	222.9	223.3	224.5	195.2	196.6	200.0	6.37
50.0	232.1	232.5	233.8	203.3	204.7	208.3	6.63
60.0	278.3	278.8	280.2	243.5	245.3	250.0	7.90
70.0	324.4	325.0	326.7	283.9	286.0	291.7	9.21
80.0	370.8	371.5	373.4	323.9	326.6	333.4	10.53
90.0	417.1	417.9	420.0	364.4	367.4	375.0	11.84
100.0*	463.5	464.4	466.7	404.9	408.2	416.7	13.16

* At higher values use the same ratio as above for 100 centistokes; e.g., 102 centistokes = 102×4.635 Saybolt seconds at 100°F.To obtain the Saybolt Universal viscosity equivalent to a kinematic viscosity determined at $t^\circ\text{F}$., multiply the equivalent Saybolt Universal viscosity at 100°F. by $1 + (t - 100) 0.000064$; e.g., 10 centistokes at 210°F are equivalent to 58.91×1.0070 , or 59.32 Saybolt Universal Viscosity at 210°F.

TABLE 2.14 Conversion of Weighings in Air to Weighings in Vacuo

If the mass of a substance in air is m_f , its density ρ_m , the density of weights used in making the weighing ρ_w , and the density* of air ρ_a , the true mass of the substance in vacuo, m_{vac} , is

$$m_{\text{vac}} = m_f + \rho_a m_f \left(\frac{1}{\rho_m} - \frac{1}{\rho_w} \right)$$

For most purposes it is sufficient to assume a density of 8.4 for brass weights, and a density of 0.0012 for air under ordinary conditions. The equation then becomes

$$m_{\text{vac}} = m_f + 0.0012 m_f \left(\frac{1}{\rho_m} - \frac{1}{8.4} \right)$$

The table which follows gives the values of k (buoyancy reduction factor), which is the correction necessary because of the buoyant effect of the air upon the object weighed; the table is computed for air with the density of 0.0012; m is the weight in grams of the object when weighed in air; weight of object reduced to "in vacuo" = $m + km/1000$.

Density of object weighed	Buoyancy reduction factor, k			
	Brass weights, density = 8.4	Pt or Pt-Ir weights, density = 21.5	Al or quartz weights, density = 2.7	Gold weights, density = 17
0.2	5.89	5.98	5.58	5.97
0.3	3.87	3.96	3.56	3.95
0.4	2.87	2.95	2.55	2.94
0.5	2.26	2.35	1.95	2.34
0.6	1.86	1.95	1.55	1.93
0.7	1.57	1.66	1.26	1.65
0.75	1.46	1.55	1.15	1.53
0.80	1.36	1.45	1.05	1.43
0.82	1.32	1.41	1.01	1.39
0.84	1.29	1.37	0.98	1.36
0.86	1.25	1.34	0.94	1.33
0.88	1.22	1.31	0.91	1.29
0.90	1.19	1.28	0.88	1.26
0.92	1.16	1.25	0.85	1.24
0.94	1.13	1.22	0.82	1.21
0.96	1.11	1.20	0.80	1.18
0.98	1.08	1.17	0.77	1.16
1.00	1.06	1.15	0.75	1.13
1.02	1.03	1.12	0.72	1.11
1.04	1.01	1.10	0.70	1.08
1.06	0.99	1.08	0.68	1.06
1.08	0.97	1.06	0.66	1.04
1.10	0.95	1.04	0.64	1.02
1.12	0.93	1.02	0.62	1.00
1.14	0.91	1.00	0.60	0.98
1.16	0.89	0.98	0.58	0.96
1.18	0.87	0.96	0.56	0.95
1.20	0.86	0.95	0.55	0.93
1.25	0.82	0.91	0.51	0.89
1.30	0.78	0.87	0.47	0.85

* See Table 5.15, Specific Gravity of Air at Various Temperatures.

TABLE 2.14 Conversion of Weighings in Air to Weighings in Vacuo (*Continued*)

Density of object weighed	Buoyancy reduction factor, k			
	Brass weights, density = 8.4	Pt or Pt-Ir weights, density = 21.5	Al or quartz weights, density = 2.7	Gold weights, density = 17
1.35	0.75	0.83	0.44	0.82
1.40	0.71	0.80	0.40	0.79
1.50	0.66	0.74	0.35	0.73
1.6	0.61	0.69	0.30	0.68
1.7	0.56	0.65	0.25	0.64
1.8	0.52	0.61	0.21	0.60
1.9	0.49	0.58	0.18	0.56
2.0	0.46	0.54	0.15	0.53
2.2	0.40	0.49	0.09	0.48
2.4	0.36	0.44	0.05	0.43
2.6	0.32	0.41	0.01	0.39
2.8	0.29	0.37	-0.02	0.36
3.0	0.26	0.34	-0.05	0.33
3.5	0.20	0.29	-0.11	0.27
4	0.16	0.24	-0.15	0.23
5	0.10	0.18	-0.21	0.17
6	0.06	0.14	-0.25	0.13
7	0.03	0.12	-0.28	0.10
8	0.01	0.09	-0.30	0.08
9	-0.01	0.08	-0.32	0.06
10	-0.02	0.06	-0.33	0.05
12	-0.04	0.04	-0.35	0.03
14	-0.06	0.03	-0.37	0.02
16	-0.07	0.02	-0.38	0.00
18	-0.08	0.01	-0.39	0.00
20	-0.08	0.00	-0.39	-0.01
22	-0.09	0.00	-0.40	-0.02

TABLE 2.15 Hydrometer Conversion Table

This table gives the relation between density (c.g.s.) and degrees on the Baumé and Twaddell scales. The Twaddell scale is never used for densities less than unity. See also Sec. 2.1.2.1, Hydrometers.

Density	Degrees Baumé (NIST* scale)	Degrees Baumé (A.P.I.† scale)	Density	Degrees Baumé (NIST* scale)	Degrees Baumé (A.P.I.† scale)
0.600	103.33	104.33	0.825	39.70	40.02
0.605	101.40	102.38	0.830	38.68	38.98
0.610	99.51	100.47	0.835	37.66	37.96
0.615	97.64	98.58	0.840	36.67	36.95
0.620	95.81	96.73	0.845	35.68	35.96
0.625	94.00	94.90	0.850	34.71	34.97
0.630	92.22	93.10	0.855	33.74	34.00
0.635	90.47	91.33	0.860	32.79	33.03
0.640	88.75	89.59	0.865	31.85	32.08
0.645	87.05	87.88	0.870	30.92	31.14
0.650	85.38	86.19	0.875	30.00	30.21
0.655	83.74	84.53	0.880	29.09	29.30
0.660	82.12	82.89	0.885	28.19	28.39
0.665	80.52	81.28	0.890	27.30	27.49
0.670	78.95	79.69	0.895	26.42	26.60
0.675	77.41	78.13	0.900	25.56	25.72
0.680	75.88	76.59	0.905	24.70	24.85
0.685	74.38	75.07	0.910	23.85	23.99
0.690	72.90	73.57	0.915	23.01	23.14
0.695	71.43	72.10	0.920	22.17	22.30
0.700	70.00	70.64	0.925	21.35	21.47
0.705	68.57	69.21	0.930	20.54	20.65
0.710	67.18	67.80	0.935	19.73	19.84
0.715	65.80	66.40	0.940	18.94	19.03
0.720	64.44	65.03	0.945	18.15	18.24
0.725	63.10	63.67	0.950	17.37	17.45
0.730	61.78	62.34	0.955	16.60	16.67
0.735	60.48	61.02	0.960	15.83	15.90
0.740	59.19	59.72	0.965	15.08	15.13
0.745	57.92	58.43	0.970	14.33	14.38
0.750	56.67	57.17	0.975	13.59	13.63
0.755	55.43	55.92	0.980	12.86	12.89
0.760	54.21	54.68	0.985	12.13	12.15
0.765	53.01	53.47	0.990	11.41	11.43
0.770	51.82	52.27	0.995	10.70	10.71
0.775	50.65	51.08	1.000	10.00	10.00
0.780	49.49	49.91	DENSITIES GREATER THAN UNITY		
0.785	48.34	48.75	Density	Degrees Baumé (NIST* scale)	Degrees Twaddell
0.790	47.22	47.61	1.00	0.00	0
0.795	46.10	46.49	1.01	1.44	2
0.800	45.00	45.38	1.02	2.84	4
0.805	43.91	44.28			
0.810	42.84	43.19			
0.815	41.78	42.12			
0.820	40.73	41.06			

* NIST, National Institute for Science and Technology (formerly the National Bureau of Standards, U.S.).

† A.P.I. is the American Petroleum Institute.

TABLE 2.15 Hydrometer Conversion Table (*Continued*)

Density	Degrees Baumé (NIST* scale)	Degrees Twaddell	Density	Degrees Baumé (NIST* scale)	Degrees Twaddell
1.03	4.22	6	1.52	49.60	104
1.04	5.58	8	1.53	50.23	106
1.05	6.91	10	1.54	50.84	108
1.06	8.21	12	1.55	51.45	110
1.07	9.49	14	1.56	52.05	112
1.08	10.78	16	1.57	52.64	114
1.09	11.97	18	1.58	53.23	116
1.10	13.18	20	1.59	53.80	118
1.11	14.37	22	1.60	54.38	120
1.12	15.54	24	1.61	54.94	122
1.13	16.68	26	1.62	55.49	124
1.14	17.81	28	1.63	56.04	126
1.15	18.91	30	1.64	56.58	128
1.16	20.00	32	1.65	57.12	130
1.17	21.07	34	1.66	57.65	132
1.18	22.12	36	1.67	58.17	134
1.19	23.15	38	1.68	58.69	136
1.20	24.17	40	1.69	59.20	138
1.21	25.16	42	1.70	59.71	140
1.22	26.15	44	1.71	60.20	142
1.23	27.11	46	1.72	60.70	144
1.24	28.06	48	1.73	61.18	146
1.25	29.00	50	1.74	61.67	148
1.26	29.92	52	1.75	62.14	150
1.27	30.83	54	1.76	62.61	152
1.28	31.72	56	1.77	63.08	154
1.29	32.60	58	1.78	63.54	156
1.30	33.46	60	1.79	63.99	158
1.31	34.31	62	1.80	64.44	160
1.32	35.15	64	1.81	64.89	162
1.33	35.98	66	1.82	65.31	164
1.34	36.79	68	1.83	65.77	166
1.35	37.59	70	1.84	66.20	168
1.36	38.38	72	1.85	66.62	170
1.37	39.16	74	1.86	67.04	172
1.38	39.93	76	1.87	67.46	174
1.39	40.68	78	1.88	67.87	176
1.40	41.43	80	1.89	68.28	178
1.41	42.16	82	1.90	68.68	180
1.42	42.89	84	1.91	69.08	182
1.43	43.60	86	1.92	69.48	184
1.44	44.31	88	1.93	69.87	186
1.45	45.00	90	1.94	70.26	188
1.46	45.68	92	1.95	70.64	190
1.47	46.36	94	1.96	71.02	192
1.48	47.03	96	1.97	71.40	194
1.49	47.68	98	1.98	71.77	196
1.50	48.33	100	1.99	72.14	198
1.51	48.97	102	2.00	72.50	200

* NIST, National Institute for Science and Technology (formerly the National Bureau of Standards, U.S.).

TABLE 2.16 Pressure Conversion Chart

psi	Inches H ₂ O at 4°C	Inches Hg at 0°C	mmH ₂ O at 4°C	mmHg at 0°C	atm	Pascals (N · m ⁻²)
0.01	0.2768	0.0204	7.031	0.517	0.0007	68.95
0.02	0.5536	0.0407	14.06	1.034	0.0014	137.90
0.03	0.8304	0.0611	21.09	1.551	0.0020	206.8
0.04	1.107	0.0814	28.12	2.068	0.0027	275.8
0.05	1.384	0.1018	35.15	2.586	0.0034	344.7
0.06	1.661	0.1222	42.18	3.103	0.0041	413.7
0.07	1.938	0.1425	49.22	3.620	0.0048	482.6
0.08	2.214	0.1629	56.25	4.137	0.0054	551.6
0.09	2.491	0.1832	63.28	4.654	0.0061	620.5
0.10	2.768	0.2036	70.31	5.171	0.0068	689.5
0.20	5.536	0.4072	140.6	10.34	0.0136	1 379.9
0.30	8.304	0.6108	210.9	15.51	0.0204	2 068.5
0.40	11.07	0.8144	281.2	20.68	0.0272	2 758
0.50	13.84	1.018	351.5	25.86	0.0340	3 447
0.60	16.61	1.222	421.8	31.03	0.0408	4 137
0.70	19.38	1.425	492.2	36.20	0.0476	4 826
0.80	22.14	1.629	562.5	41.37	0.0544	5 516
0.90	24.91	1.832	632.8	46.54	0.0612	6 205
1.00	27.68	2.036	703.1	51.71	0.0689	6 895
2.00	55.36	4.072	1 072	103.4	0.1361	13 790
3.00	83.04	6.108	2 109	155.1	0.2041	20 684
4.00	110.7	8.144	2 812	206.8	0.2722	27 579
5.00	138.4	10.18	3 515	258.6	0.3402	34 474
6.00	166.1	12.22	4 218	310.3	0.4083	41 369
7.00	193.8	14.25	4 922	362.0	0.4763	48 263
8.00	221.4	16.29	5 625	413.7	0.5444	55 158
9.00	249.1	18.32	6 328	465.4	0.6124	62 053
10.0	276.8	20.36	7 031	517.1	0.6805	68 948
14.7	406.9	29.93	10 332	760.0	1.000	101 325
15.0	415.2	30.54	10 550	775.7	1.021	103 421
20.0	553.6	40.72	14 060	1 034	1.361	137 895
25.0	692.0	50.90	17 580	1 293	1.701	172 369
30.0	830.4	61.08	21 090	1 551	2.041	206 843
40.0	1 107	81.44	28 120	2 068	2.722	275 790
50.0	1 384	101.8	35 150	2 586	3.402	344 738
60.0	1 661	122.2	42 180	3 103	4.083	413 685
70.0	1 938	142.5	49 220	3 620	4.763	482 633
80.0	2 214	162.9	56 250	4 137	5.444	551 581
90.0	2 491	183.2	63 280	4 654	6.124	620 528
100.0	2 768	203.6	70 307	5 171	6.805	689 476
150.0	4 152	305.4		7 757	10.21	1 034 214
200.0	5 536	407.2		10 343	13.61	1 378 951
250.0	6 920	509.0			17.01	1 723 689
300.0	8 304	610.8			20.41	2 068 427
400.0					27.22	2 757 903
500.0					34.02	3 447 379

1 bar = 10⁵ pascal.

TABLE 2.17 Corrections to Be Added to Molar Values to Convert to Molal

Temperature, °C	Aqueous solution			
	ΔG° J·mol ⁻¹	ΔH° J·mol ⁻¹	ΔS° J·deg ⁻¹ ·mol ⁻¹	ΔC_p° J·deg ⁻¹ ·mol ⁻¹
0	0.4	-42.7	-0.17	55.2
10	0.8	58.1	0.21	45.6
20	4.2	148.1	0.50	38.9
30	10.9	230.5	0.79	35.1
40	20.1	313.4	1.09	33.0
50	32.2	397.9	1.34	32.6
60	46.8	482.4	1.59	32.2

TABLE 2.18 Molar Equivalent of One Liter of Gas at Various Temperatures and Pressures

The values in this table, which give the number of moles in 1 liter of gas, are based on the properties of an "ideal" gas and were calculated by use of the formula:

$$\text{Moles/liter} = \frac{P}{760} \times \frac{273}{T} \times \frac{1}{22.40}$$

where P is the pressure in millimeters of mercury and T is the temperature in kelvins ($=t^\circ\text{C} + 273$).

To convert to moles per cubic foot multiply the values in the table by 28.316.

Pressure mm of mercury	Temperature °C					
	10°	12°	14°	16°	18°	20°
655	0.03712	0.03686	0.03660	0.03634	0.03610	0.03585
660	3731	3714	3688	3662	3637	3612
665	3768	3742	3716	3690	3665	3640
670	3796	3770	3744	3718	3692	3667
675	3825	3798	3772	3745	3720	3695
680	0.03853	0.03826	0.03800	0.03773	0.03747	0.03694
685	3881	3854	3827	3801	3775	3749
690	3910	3882	3855	3829	3802	3776
695	3938	3910	3883	3856	3830	3804
700	3967	3939	3911	3884	3858	3831
702	0.03978	0.03950	0.03922	0.03895	0.03869	0.03842
704	3989	3961	3934	3906	3880	3853
706	4000	3972	3945	3917	3891	3864
708	4012	3984	3956	3929	3902	3875
710	4023	3995	3967	3940	3913	3886
712	0.04035	0.04006	0.03978	0.03951	0.03924	0.03897
714	4046	4018	3989	3962	3935	3908
716	4057	4029	4001	3973	3946	3919
718	4068	4040	4012	3984	3957	3930
720	4080	4051	4023	3995	3968	3941

TABLE 2.18 Molar Equivalent of One Liter of Gas at Various Temperatures and Pressures (*Continued*)

Pressure mm of mercury	Temperature °C					
	10°	12°	14°	16°	18°	20°
722	0.04091	0.04063	0.04034	0.04006	0.03979	0.03952
724	4103	4074	4045	4017	3990	3963
726	4114	4085	4057	4028	4001	3973
728	4125	4096	4068	4040	4012	3984
730	4136	4108	4079	4051	4023	3995
732	0.04148	0.04119	0.04090	0.04062	0.04034	0.04006
734	4159	4130	4101	4073	4045	4017
736	4171	4141	4112	4084	4056	4028
738	4182	4153	4124	4095	4067	4039
740	4193	4164	4135	4106	4078	4050
742	0.04204	0.04175	0.04146	0.04117	0.04089	0.04061
744	4216	4186	4157	4128	4100	4072
746	4227	4198	4168	4139	4111	4038
748	4239	4209	4179	4151	4122	4094
750	4250	4220	4191	4162	4133	4105
752	0.04261	0.04231	0.04202	0.04173	0.04144	0.04116
754	4273	4243	4213	4184	4155	4127
756	4284	4254	4224	4195	4166	4138
758	4295	4265	4235	4206	4177	4149
760	4307	4276	4247	4217	4188	4160
762	0.04318	0.04287	0.04258	0.04228	0.04199	0.04171
764	4329	4299	4269	4239	4210	4181
766	4341	4310	4280	4250	4221	4192
768	4352	4321	4291	4262	4232	4203
770	4363	4333	4302	4273	4243	4214
772	0.04375	0.04344	0.04314	0.04284	0.04254	0.04225
774	4386	4355	4325	4295	4265	4236
776	4397	4366	4336	4306	4276	4247
778	4409	4378	4347	4317	4287	4258
780	4420	4389	4358	4328	4298	4269
Pressure mm of mercury	Temperature °C					
	22°	24°	26°	28°	30°	32°
655	0.03561	0.03537	0.03515	0.03490	0.03467	0.03444
660	3588	3564	3541	3516	3493	3470
665	3614	3591	3568	3543	3520	3496
670	3642	3618	3595	3569	3546	3523
675	3669	3645	3622	3596	3572	3549
680	0.03697	0.03672	0.03649	0.03623	0.03599	0.03575
685	3724	3699	3676	3649	3625	3602
690	3751	3726	3702	3676	3652	3628
695	3778	3753	3729	3703	3678	3654
700	3805	3780	3756	3729	3705	3680

TABLE 2.18 Molar Equivalent of One Liter of Gas at Various Temperatures and Pressures (*Continued*)

Pressure mm of mercury	Temperature °C					
	22°	24°	26°	28°	30°	32°
702	0.03816	0.03790	0.03767	0.03740	0.03715	0.03691
704	3827	3801	3777	3750	3726	3701
706	3838	3812	3788	3761	3736	3712
708	3849	3823	3799	3772	3747	3722
710	3860	3834	3810	3783	3758	3733
712	0.03870	0.03844	0.03820	0.03793	0.03768	0.03744
714	3881	3855	3831	3804	3779	3754
716	3892	3866	3842	3815	3789	3765
718	3902	3877	3853	3825	3800	3775
720	3914	3888	3863	3836	3811	3786
722	0.03925	0.03898	0.03874	0.03847	0.03821	0.03796
724	3936	3909	3885	3857	3832	3807
726	3947	3920	3896	3868	3842	3817
728	3957	3931	3906	3878	3853	3828
730	3968	3941	3917	3889	3863	3838
732	0.03979	0.03952	0.03928	0.03900	0.03874	0.03849
734	3990	3963	3938	3910	3885	3859
736	4001	3974	3949	3921	3895	3870
738	4012	3985	3960	3932	3906	3880
740	4023	3995	3971	3942	3916	3891
742	0.04033	0.04006	0.03981	0.03953	0.03927	0.03901
744	4044	4017	3992	3964	3938	3912
746	4055	4028	4003	3974	3948	3922
748	4066	4039	4014	3985	3959	3933
750	4077	4049	4024	3996	3969	3943
752	0.04088	0.04060	0.04035	0.04006	0.03980	0.03954
754	4099	4071	4046	4017	3991	3964
756	4110	4082	4056	4028	4001	3975
758	4121	4093	4067	4038	4012	3985
760	4131	4103	4078	4049	4022	3996
762	0.04142	4114	4089	4060	4033	4006
764	4153	4125	4099	4070	4043	4017
766	4164	4136	4110	4081	4054	4027
768	4175	4147	4121	4092	4065	4038
770	4186	4158	4132	4102	4075	4048
772	0.04197	0.04168	0.04142	0.04113	0.04086	0.04059
774	4207	4179	4153	4124	4096	4070
776	4218	4190	4164	4134	4107	4080
778	4229	4201	4175	4145	4117	4091
780	4240	4211	4185	4155	4128	4101

TABLE 2.19 Factors for Reducing Gas Volumes to Normal (Standard) Temperature and Pressure (760 mmHg)

Examples: (a) 20 mL of dry gas at 22°C and 730 mm = $20 \times 0.8888 = 17.78$ mL at 0°C and 760 mm. (b) 20 mL of a gas over water at 22° and 730 mm = $20 \times$ (factor corrected for aqueous tension; i.e., 730 - 19.8 or 710.2 mm) = 20 mL of dry gas at 22° and 710.2 mm = $20 \times 0.86475 = 17.30$ mL at 0°C and 760 mm. Mass in milligrams of 1 mL of gas at S.T.P.: acetylene, 1.173; carbon dioxide, 1.9769; hydrogen, 0.0899; nitric oxide (NO), 1.3402; nitrogen, 1.25057; oxygen, 1.42904.

Pressure mm of mercury	Temperature °C							
	10°	11°	12°	13°	14°	15°	16°	17°
670	0.8504	0.8474	0.8445	0.8415	0.8386	0.8357	0.8328	0.8299
672	0.8530	0.8500	0.8470	0.8440	0.8411	0.8382	0.8353	0.8324
674	0.8555	0.8525	0.8495	0.8465	0.8436	0.8407	0.8377	0.8349
676	0.8580	0.8550	0.8520	0.8490	0.8461	0.8431	0.8402	0.8373
678	0.8606	0.8576	0.8545	0.8516	0.8486	0.8456	0.8427	0.8398
680	0.8631	0.8601	0.8571	0.8541	0.8511	0.8481	0.8452	0.8423
682	0.8657	0.8626	0.8596	0.8566	0.8536	0.8506	0.8477	0.8448
684	0.8682	0.8651	0.8621	0.8591	0.8561	0.8531	0.8502	0.8472
686	0.8707	0.8677	0.8646	0.8616	0.8586	0.8556	0.8527	0.8497
688	0.8733	0.8702	0.8672	0.8641	0.8611	0.8581	0.8551	0.8522
690	0.8758	0.8727	0.8697	0.8666	0.8636	0.8606	0.8576	0.8547
692	0.8784	0.8753	0.8722	0.8691	0.8661	0.8631	0.8601	0.8572
694	0.8809	0.8778	0.8747	0.8717	0.8686	0.8656	0.8626	0.8596
696	0.8834	0.8803	0.8772	0.8742	0.8711	0.8681	0.8651	0.8621
698	0.8860	0.8828	0.8798	0.8767	0.8736	0.8706	0.8676	0.8646
700	0.8885	0.8854	0.8823	0.8792	0.8761	0.8731	0.8700	0.8671
702	0.8910	0.8879	0.8848	0.8817	0.8786	0.8756	0.8725	0.8695
704	0.8936	0.8904	0.8873	0.8842	0.8811	0.8781	0.8750	0.8720
706	0.8961	0.8930	0.8898	0.8867	0.8836	0.8806	0.8775	0.8745
708	0.8987	0.8955	0.8924	0.8892	0.8861	0.8831	0.8800	0.8770
710	0.9012	0.8980	0.8949	0.8917	0.8886	0.8856	0.8825	0.8794
712	0.9037	0.9006	0.8974	0.8943	0.8911	0.8880	0.8850	0.8819
714	0.9063	0.9031	0.8999	0.8968	0.8936	0.8905	0.8875	0.8844
716	0.9088	0.9056	0.9024	0.8993	0.8961	0.8930	0.8899	0.8869
718	0.9114	0.9081	0.9050	0.9018	0.8987	0.8955	0.8924	0.8894
720	0.9139	0.9107	0.9075	0.9043	0.9012	0.8980	0.8949	0.8918
722	0.9164	0.9132	0.9100	0.9068	0.9037	0.9005	0.8974	0.8943
724	0.9190	0.9157	0.9125	0.9093	0.9062	0.9030	0.8999	0.8968
726	0.9215	0.9183	0.9151	0.9118	0.9087	0.9055	0.9024	0.8993
728	0.9241	0.9208	0.9176	0.9144	0.9112	0.9080	0.9049	0.9017
730	0.9266	0.9233	0.9201	0.9169	0.9137	0.9105	0.9073	0.9042
732	0.9291	0.9259	0.9226	0.9194	0.9162	0.9130	0.9098	0.9067
734	0.9317	0.9284	0.9251	0.9219	0.9187	0.9155	0.9123	0.9092
736	0.9342	0.9309	0.9277	0.9244	0.9212	0.9180	0.9148	0.9117
738	0.9368	0.9334	0.9302	0.9269	0.9237	0.9205	0.9173	0.9141
740	0.9393	0.9360	0.9327	0.9294	0.9262	0.9230	0.9198	0.9166
742	0.9418	0.9385	0.9352	0.9319	0.9287	0.9255	0.9223	0.9191
744	0.9444	0.9410	0.9377	0.9345	0.9312	0.9280	0.9248	0.9216
746	0.9469	0.9436	0.9403	0.9370	0.9337	0.9305	0.9272	0.9240
748	0.9494	0.9461	0.9428	0.9395	0.9362	0.9329	0.9297	0.9265

TABLE 2.19 Factors for Reducing Gas Volumes to Normal (Standard) Temperature and Pressure (*Continued*)

Pressure mm of mercury	Temperature °C							
	10°	11°	12°	13°	14°	15°	16°	17°
750	0.9520	0.9486	0.9453	0.9420	0.9387	0.9354	0.9322	0.9290
752	0.9545	0.9511	0.9478	0.9445	0.9412	0.9379	0.9347	0.9315
754	0.9571	0.9537	0.9504	0.9470	0.9437	0.9404	0.9372	0.9339
756	0.9596	0.9562	0.9529	0.9495	0.9462	0.9429	0.9397	0.9364
758	0.9621	0.9587	0.9554	0.9520	0.9487	0.9454	0.9422	0.9389
760	0.9647	0.9613	0.9579	0.9546	0.9512	0.9479	0.9446	0.9414
762	0.9672	0.9638	0.9604	0.9571	0.9537	0.9504	0.9471	0.9439
764	0.9698	0.9663	0.9630	0.9596	0.9562	0.9529	0.9496	0.9463
766	0.9723	0.9689	0.9655	0.9620	0.9587	0.9554	0.9521	0.9488
768	0.9748	0.9714	0.9680	0.9646	0.9612	0.9579	0.9546	0.9513
770	0.9774	0.9739	0.9705	0.9671	0.9637	0.9604	0.9571	0.9538
772	0.9799	0.9764	0.9730	0.9696	0.9662	0.9629	0.9596	0.9562
774	0.9825	0.9790	0.9756	0.9721	0.9687	0.9654	0.9620	0.9587
776	0.9850	0.9815	0.9781	0.9746	0.9712	0.9679	0.9645	0.9612
778	0.9875	0.9840	0.9806	0.9772	0.9737	0.9704	0.9670	0.9637
780	0.9901	0.9866	0.9831	0.9797	0.9763	0.9729	0.9695	0.9662
782	0.9926	0.9891	0.9856	0.9822	0.9788	0.9754	0.9720	0.9686
784	0.9952	0.9916	0.9882	0.9847	0.9813	0.9778	0.9745	0.9711
786	0.9977	0.9942	0.9907	0.9872	0.9838	0.9803	0.9770	0.9736
788	1.0002	0.9967	0.9932	0.9897	0.9863	0.9828	0.9794	0.9761
Pressure mm of mercury	Temperature °C							
	18°	19°	20°	21°	22°	23°	24°	25°
670	0.8270	0.8242	0.8214	0.8186	0.8158	0.8131	0.8103	0.8076
672	0.8295	0.8267	0.8239	0.8211	0.8183	0.8155	0.8128	0.8100
674	0.8320	0.8291	0.8263	0.8235	0.8207	0.8179	0.8152	0.8124
676	0.8345	0.8316	0.8288	0.8259	0.8231	0.8204	0.8176	0.8149
678	0.8369	0.8341	0.8312	0.8284	0.8256	0.8228	0.8200	0.8173
680	0.8394	0.8365	0.8337	0.8308	0.8280	0.8252	0.8224	0.8197
682	0.8419	0.8390	0.8361	0.8333	0.8304	0.8276	0.8249	0.8221
684	0.8443	0.8414	0.8386	0.8357	0.8329	0.8301	0.8273	0.8245
686	0.8468	0.8439	0.8410	0.8382	0.8353	0.8325	0.8297	0.8269
688	0.8493	0.8464	0.8435	0.8406	0.8378	0.8349	0.8321	0.8293
690	0.8517	0.8488	0.8459	0.8430	0.8402	0.8373	0.8345	0.8317
692	0.8542	0.8513	0.8484	0.8455	0.8426	0.8398	0.8369	0.8341
694	0.8567	0.8537	0.8508	0.8479	0.8451	0.8422	0.8394	0.8366
696	0.8591	0.8562	0.8533	0.8504	0.8475	0.8446	0.8418	0.8390
698	0.8616	0.8587	0.8557	0.8528	0.8499	0.8471	0.8442	0.8414
700	0.8641	0.8611	0.8582	0.8553	0.8524	0.8495	0.8466	0.8438
702	0.8665	0.8636	0.8606	0.8577	0.8547	0.8519	0.8490	0.8462
704	0.8690	0.8660	0.8631	0.8602	0.8572	0.8543	0.8515	0.8486
706	0.8715	0.8685	0.8655	0.8626	0.8597	0.8568	0.8539	0.8510
708	0.8740	0.8710	0.8680	0.8650	0.8621	0.8592	0.8563	0.8534

TABLE 2.19 Factors for Reducing Gas Volumes to Normal (Standard) Temperature and Pressure (*Continued*)

Pressure mm of mercury	Temperature °C							
	18°	19°	20°	21°	22°	23°	24°	25°
710	0.8764	0.8734	0.8704	0.8675	0.8645	0.8616	0.8587	0.8558
712	0.8789	0.8759	0.8729	0.8699	0.8670	0.8640	0.8611	0.8582
714	0.8814	0.8783	0.8753	0.8724	0.8694	0.8665	0.8636	0.8607
716	0.8838	0.8808	0.8778	0.8748	0.8718	0.8689	0.8660	0.8631
718	0.8863	0.8833	0.8802	0.8773	0.8743	0.8713	0.8684	0.8655
720	0.8888	0.8857	0.8827	0.8797	0.8767	0.8738	0.8708	0.8679
722	0.8912	0.8882	0.8852	0.8821	0.8792	0.8762	0.8732	0.8703
724	0.8937	0.8906	0.8876	0.8846	0.8816	0.8786	0.8757	0.8727
726	0.8962	0.8931	0.8901	0.8870	0.8840	0.8810	0.8781	0.8751
728	0.8986	0.8956	0.8925	0.8895	0.8865	0.8835	0.8805	0.8775
730	0.9011	0.8980	0.8950	0.8919	0.8889	0.8859	0.8829	0.8799
732	0.9036	0.9005	0.8974	0.8944	0.8913	0.8883	0.8853	0.8824
734	0.9060	0.9029	0.8999	0.8968	0.8938	0.8907	0.8877	0.8848
736	0.9085	0.9054	0.9023	0.8992	0.8962	0.8932	0.8902	0.8872
738	0.9110	0.9079	0.9048	0.9017	0.8986	0.8956	0.8926	0.8896
740	0.9135	0.9103	0.9072	0.9041	0.9011	0.8980	0.8950	0.8920
742	0.9159	0.9128	0.9097	0.9066	0.9035	0.9005	0.8974	0.8944
744	0.9184	0.9153	0.9121	0.9090	0.9059	0.9029	0.8998	0.8968
746	0.9209	0.9177	0.9146	0.9115	0.9084	0.9053	0.9023	0.8992
748	0.9233	0.9202	0.9170	0.9139	0.9108	0.9077	0.9047	0.9016
750	0.9258	0.9226	0.9195	0.9164	0.9132	0.9102	0.9071	0.9041
752	0.9283	0.9251	0.9219	0.9188	0.9157	0.9126	0.9095	0.9065
754	0.9307	0.9276	0.9244	0.9212	0.9181	0.9150	0.9119	0.9089
756	0.9332	0.9300	0.9268	0.9237	0.9206	0.9174	0.9144	0.9113
758	0.9357	0.9325	0.9293	0.9261	0.9230	0.9199	0.9168	0.9137
760	0.9381	0.9349	0.9317	0.9286	0.9254	0.9223	0.9192	0.9161
762	0.9406	0.9374	0.9342	0.9310	0.9279	0.9247	0.9216	0.9185
764	0.9431	0.9399	0.9366	0.9335	0.9303	0.9272	0.9240	0.9209
766	0.9456	0.9423	0.9391	0.9359	0.9327	0.9296	0.9265	0.9233
768	0.9480	0.9448	0.9415	0.9383	0.9352	0.9320	0.9289	0.9258
770	0.9505	0.9472	0.9440	0.9408	0.9376	0.9344	0.9313	0.9282
772	0.9530	0.9497	0.9464	0.9432	0.9400	0.9369	0.9337	0.9306
774	0.9554	0.9522	0.9489	0.9457	0.9425	0.9393	0.9361	0.9330
776	0.9579	0.9546	0.9514	0.9481	0.9449	0.9417	0.9385	0.9354
778	0.9604	0.9571	0.9538	0.9506	0.9473	0.9441	0.9410	0.9378
780	0.9628	0.9595	0.9563	0.9530	0.9498	0.9466	0.9434	0.9402
782	0.9653	0.9620	0.9587	0.9555	0.9522	0.9490	0.9458	0.9426
784	0.9678	0.9645	0.9612	0.9579	0.9546	0.9514	0.9482	0.9450
786	0.9702	0.9669	0.9636	0.9603	0.9571	0.9538	0.9506	0.9474
788	0.9727	0.9694	0.9661	0.9628	0.9595	0.9563	0.9531	0.9499

TABLE 2.19 Factors for Reducing Gas Volumes to Normal (Standard) Temperature and Pressure (*Continued*)

Pressure mm of mercury	Temperature °C							
	26°	27°	28°	29°	30°	31°	32°	33°
670	0.8049	0.8022	0.7996	0.7969	0.7943	0.7917	0.7891	0.7865
672	0.8073	0.8046	0.8020	0.7993	0.7967	0.7940	0.7914	0.7889
674	0.8097	0.8070	0.8043	0.8017	0.7990	0.7964	0.7938	0.7912
676	0.8121	0.8094	0.8067	0.8041	0.8014	0.7988	0.7962	0.7936
678	0.8145	0.8118	0.8091	0.8064	0.8038	0.8011	0.7985	0.7959
680	0.8169	0.8142	0.8115	0.8088	0.8061	0.8035	0.8009	0.7982
682	0.8193	0.8166	0.8139	0.8112	0.8085	0.8059	0.8032	0.8006
684	0.8217	0.8190	0.8163	0.8136	0.8109	0.8082	0.8056	0.8029
686	0.8241	0.8214	0.8187	0.8160	0.8133	0.8106	0.8079	0.8053
688	0.8265	0.8238	0.8211	0.8183	0.8156	0.8129	0.8103	0.8076
690	0.8289	0.8262	0.8234	0.8207	0.8180	0.8153	0.8126	0.8100
692	0.8313	0.8286	0.8258	0.8231	0.8204	0.8177	0.8150	0.8123
694	0.8338	0.8310	0.8282	0.8255	0.8227	0.8200	0.8174	0.8147
696	0.8362	0.8334	0.8306	0.8278	0.8251	0.8224	0.8197	0.8170
698	0.8386	0.8358	0.8330	0.8302	0.8275	0.8248	0.8221	0.8194
700	0.8410	0.8382	0.8354	0.8326	0.8299	0.8271	0.8244	0.8217
702	0.8434	0.8406	0.8378	0.8350	0.8322	0.8295	0.8268	0.8241
704	0.8458	0.8429	0.8401	0.8374	0.8346	0.8319	0.8291	0.8264
706	0.8482	0.8453	0.8425	0.8397	0.8370	0.8342	0.8315	0.8288
708	0.8506	0.8477	0.8449	0.8421	0.8393	0.8366	0.8338	0.8311
710	0.8530	0.8501	0.8473	0.8445	0.8417	0.8389	0.8362	0.8335
712	0.8554	0.8525	0.8497	0.8469	0.8441	0.8413	0.8386	0.8358
714	0.8578	0.8549	0.8521	0.8493	0.8465	0.8437	0.8409	0.8382
716	0.8602	0.8573	0.8545	0.8516	0.8488	0.8460	0.8433	0.8405
718	0.8626	0.8597	0.8569	0.8540	0.8512	0.8484	0.8456	0.8429
720	0.8650	0.8621	0.8592	0.8564	0.8536	0.8508	0.8480	0.8452
722	0.8674	0.8645	0.8616	0.8588	0.8559	0.8531	0.8503	0.8475
724	0.8698	0.8669	0.8640	0.8612	0.8583	0.8555	0.8527	0.8499
726	0.8722	0.8693	0.8664	0.8635	0.8607	0.8579	0.8550	0.8522
728	0.8746	0.8717	0.8688	0.8659	0.8631	0.8602	0.8574	0.8546
730	0.8770	0.8741	0.8712	0.8683	0.8654	0.8626	0.8598	0.8569
732	0.8794	0.8765	0.8736	0.8707	0.8678	0.8649	0.8621	0.8593
734	0.8818	0.8789	0.8759	0.8730	0.8702	0.8673	0.8645	0.8616
736	0.8842	0.8813	0.8783	0.8754	0.8725	0.8697	0.8668	0.8640
738	0.8866	0.8837	0.8807	0.8778	0.8749	0.8720	0.8692	0.8663
740	0.8890	0.8861	0.8831	0.8802	0.8773	0.8744	0.8715	0.8687
742	0.8914	0.8884	0.8855	0.8826	0.8796	0.8768	0.8739	0.8710
744	0.8938	0.8908	0.8879	0.8849	0.8820	0.8791	0.8762	0.8734
746	0.8962	0.8932	0.8903	0.8873	0.8844	0.8815	0.8786	0.8757
748	0.8986	0.8956	0.8927	0.8897	0.8868	0.8838	0.8809	0.8781
750	0.9010	0.8980	0.8950	0.8921	0.8891	0.8862	0.8833	0.8804
752	0.9034	0.9004	0.8974	0.8945	0.8915	0.8886	0.8857	0.8828
754	0.9058	0.9028	0.8998	0.8968	0.8939	0.8909	0.8880	0.8851
756	0.9082	0.9052	0.9022	0.8992	0.8962	0.8933	0.8904	0.8875
758	0.9106	0.9076	0.9046	0.9016	0.8986	0.8957	0.8927	0.8898

TABLE 2.19 Factors for Reducing Gas Volumes to Normal (Standard) Temperature and Pressure (*Continued*)

Pressure mm of mercury	Temperature °C							
	26°	27°	28°	29°	30°	31°	32°	33°
760	0.9130	0.9100	0.9070	0.9040	0.9010	0.8980	0.8951	0.8922
762	0.9154	0.9124	0.9094	0.9064	0.9034	0.9004	0.8974	0.8945
764	0.9178	0.9148	0.9118	0.9087	0.9057	0.9028	0.8998	0.8969
766	0.9202	0.9172	0.9141	0.9111	0.9081	0.9051	0.9021	0.8992
768	0.9227	0.9196	0.9165	0.9135	0.9105	0.9075	0.9045	0.9015
770	0.9251	0.9220	0.9189	0.9159	0.9128	0.9098	0.9069	0.9039
772	0.9275	0.9244	0.9213	0.9182	0.9152	0.9122	0.9092	0.9062
774	0.9299	0.9268	0.9237	0.9206	0.9176	0.9146	0.9116	0.9086
776	0.9323	0.9292	0.9261	0.9230	0.9200	0.9169	0.9139	0.9109
778	0.9347	0.9316	0.9285	0.9254	0.9223	0.9193	0.9163	0.9133
780	0.9371	0.9340	0.9308	0.9278	0.9247	0.9217	0.9186	0.9156
782	0.9395	0.9363	0.9332	0.9301	0.9271	0.9240	0.9210	0.9180
784	0.9419	0.9387	0.9356	0.9325	0.9294	0.9264	0.9233	0.9203
786	0.9443	0.9411	0.9380	0.9349	0.9318	0.9287	0.9257	0.9227
788	0.9467	0.9435	0.9404	0.9373	0.9342	0.9311	0.9281	0.9250

Pressure mm of mercury	Temperature °C		
	34°	35°	36°
670	0.7839	0.7814	0.7789
672	0.7863	0.7837	0.7812
674	0.7886	0.7861	0.7835
676	0.7910	0.7884	0.7858
678	0.7933	0.7907	0.7882
680	0.7956	0.7931	0.7905
682	0.7980	0.7954	0.7928
684	0.8003	0.7977	0.7951
686	0.8027	0.8001	0.7975
688	0.8050	0.8024	0.7998
690	0.8073	0.8047	0.8021
692	0.8097	0.8071	0.8044
694	0.8120	0.8094	0.8068
696	0.8144	0.8117	0.8091
698	0.8167	0.8141	0.8114
700	0.8190	0.8164	0.8137
702	0.8214	0.8187	0.8161
704	0.8237	0.8211	0.8184
706	0.8261	0.8234	0.8207
708	0.8284	0.8257	0.8230
710	0.8307	0.8281	0.8254
712	0.8331	0.8304	0.8277
714	0.8354	0.8327	0.8300
716	0.8378	0.8350	0.8323
718	0.8401	0.8374	0.8347
720	0.8424	0.8397	0.8370
722	0.8448	0.8420	0.8393
724	0.8471	0.8444	0.8416
726	0.8495	0.8467	0.8440
728	0.8518	0.8490	0.8463

Pressure mm of mercury	Temperature °C		
	34°	35°	36°
730	0.8541	0.8514	0.8486
732	0.8565	0.8537	0.8509
734	0.8588	0.8560	0.8533
736	0.8612	0.8584	0.8556
738	0.8635	0.8607	0.8579
740	0.8658	0.8630	0.8602
742	0.8682	0.8654	0.8626
744	0.8705	0.8677	0.8649
746	0.8729	0.8700	0.8672
748	0.8752	0.8724	0.8695
750	0.8775	0.8747	0.8719
752	0.8799	0.8770	0.8742
754	0.8822	0.8794	0.8765
756	0.8846	0.8817	0.8788
758	0.8869	0.8840	0.8812
760	0.8892	0.8864	0.8835
762	0.8916	0.8887	0.8858
764	0.8939	0.8910	0.8881
766	0.8963	0.8934	0.8905
768	0.8986	0.8957	0.8928
770	0.9009	0.8980	0.8951
772	0.9033	0.9004	0.8974
774	0.9056	0.9027	0.8998
776	0.9080	0.9050	0.9021
778	0.9103	0.9074	0.9044
780	0.9127	0.9097	0.9067
782	0.9150	0.9120	0.9091
784	0.9173	0.9144	0.9114
786	0.9197	0.9167	0.9137
788	0.9220	0.9190	0.9160

TABLE 2.20 Values of Absorbance for Percent Absorption

To convert percent absorption (% A) to absorbance, find the present absorption to the nearest whole digit in the left-hand column; read across to the column located under the tenth of a percent desired, and read the value of absorbance. The value of absorbance corresponding to 26.8% absorption is thus 0.1355.

% A	.0	.1	.2	.3	.4	.5	.6	.7	.8	.9
0.0	.0000	.0004	.0009	.0013	.0017	.0022	.0026	.0031	.0035	.0039
1.0	.0044	.0048	.0052	.0057	.0061	.0066	.0070	.0074	.0079	.0083
2.0	.0088	.0092	.0097	.0101	.0106	.0110	.0114	.0119	.0123	.0128
3.0	.0132	.0137	.0141	.0146	.0150	.0155	.0159	.0164	.0168	.0173
4.0	.0177	.0182	.0186	.0191	.0195	.0200	.0205	.0209	.0214	.0218
5.0	.0223	.0227	.0232	.0236	.0241	.0246	.0250	.0255	.0259	.0264
6.0	.0269	.0273	.0278	.0283	.0287	.0292	.0297	.0301	.0306	.0311
7.0	.0315	.0320	.0325	.0329	.0334	.0339	.0343	.0348	.0353	.0357
8.0	.0362	.0367	.0372	.0376	.0381	.0386	.0391	.0395	.0400	.0405
9.0	.0410	.0414	.0419	.0424	.0429	.0434	.0438	.0443	.0448	.0453
10.0	.0458	.0462	.0467	.0472	.0477	.0482	.0487	.0491	.0496	.0501
11.0	.0506	.0511	.0516	.0521	.0526	.0531	.0535	.0540	.0545	.0550
12.0	.0555	.0560	.0565	.0570	.0575	.0580	.0585	.0590	.0595	.0600
13.0	.0605	.0610	.0615	.0620	.0625	.0630	.0635	.0640	.0645	.0650
14.0	.0655	.0660	.0665	.0670	.0675	.0680	.0685	.0691	.0696	.0701
15.0	.0706	.0711	.0716	.0721	.0726	.0731	.0737	.0742	.0747	.0752
16.0	.0757	.0762	.0768	.0773	.0778	.0783	.0788	.0794	.0799	.0804
17.0	.0809	.0814	.0820	.0825	.0830	.0835	.0841	.0846	.0851	.0857
18.0	.0862	.0867	.0872	.0878	.0883	.0888	.0894	.0899	.0904	.0910
19.0	.0915	.0921	.0926	.0931	.0937	.0942	.0947	.0953	.0958	.0964
20.0	.0969	.0975	.0980	.0985	.0991	.0996	.1002	.1007	.1013	.1018
21.0	.1024	.1029	.1035	.1040	.1046	.1051	.1057	.1062	.1068	.1073
22.0	.1079	.1085	.1090	.1096	.1101	.1107	.1113	.1118	.1124	.1129
23.0	.1135	.1141	.1146	.1152	.1158	.1163	.1169	.1175	.1180	.1186
24.0	.1192	.1198	.1203	.1209	.1215	.1221	.1226	.1232	.1238	.1244
25.0	.1249	.1255	.1261	.1267	.1273	.1278	.1284	.1290	.1296	.1302
26.0	.1308	.1314	.1319	.1325	.1331	.1337	.1343	.1349	.1355	.1361
27.0	.1367	.1373	.1379	.1385	.1391	.1397	.1403	.1409	.1415	.1421
28.0	.1427	.1433	.1439	.1445	.1451	.1457	.1463	.1469	.1475	.1481
29.0	.1487	.1494	.1500	.1506	.1512	.1518	.1524	.1530	.1537	.1543
30.0	.1549	.1555	.1561	.1568	.1574	.1580	.1586	.1593	.1599	.1605
31.0	.1612	.1618	.1624	.1630	.1637	.1643	.1649	.1656	.1662	.1669
32.0	.1675	.1681	.1688	.1694	.1701	.1707	.1713	.1720	.1726	.1733
33.0	.1739	.1746	.1752	.1759	.1765	.1772	.1778	.1785	.1791	.1798
34.0	.1805	.1811	.1818	.1824	.1831	.1838	.1844	.1851	.1858	.1864
35.0	.1871	.1878	.1884	.1891	.1898	.1904	.1911	.1918	.1925	.1931
36.0	.1938	.1945	.1952	.1959	.1965	.1972	.1979	.1986	.1993	.2000
37.0	.2007	.2013	.2020	.2027	.2034	.2041	.2048	.2055	.2062	.2069
38.0	.2076	.2083	.2090	.2097	.2104	.2111	.2118	.2125	.2132	.2140
39.0	.2147	.2154	.2161	.2168	.2175	.2182	.2190	.2197	.2204	.2211
40.0	.2218	.2226	.2233	.2240	.2248	.2255	.2262	.2269	.2277	.2284
41.0	.2291	.2299	.2306	.2314	.2321	.2328	.2336	.2343	.2351	.2358

TABLE 2.20 Values of Absorbance for Percent Absorption (*Continued*)

% A	.0	.1	.2	.3	.4	.5	.6	.7	.8	.9
42.0	.2366	.2373	.2381	.2388	.2396	.2403	.2411	.2418	.2426	.2434
43.0	.2441	.2449	.2457	.2464	.2472	.2480	.2487	.2495	.2503	.2510
44.0	.2518	.2526	.2534	.2541	.2549	.2557	.2565	.2573	.2581	.2588
45.0	.2596	.2604	.2612	.2620	.2628	.2636	.2644	.2652	.2660	.2668
46.0	.2676	.2684	.2692	.2700	.2708	.2716	.2725	.2733	.2741	.2749
47.0	.2757	.2765	.2774	.2782	.2790	.2798	.2807	.2815	.2823	.2832
48.0	.2840	.2848	.2857	.2865	.2874	.2882	.2890	.2899	.2907	.2916
49.0	.2924	.2933	.2941	.2950	.2958	.2967	.2976	.2984	.2993	.3002
50.0	.3010	.3019	.3028	.3036	.3045	.3054	.3063	.3072	.3080	.3089
51.0	.3098	.3107	.3116	.3125	.3134	.3143	.3152	.3161	.3170	.3179
52.0	.3188	.3197	.3206	.3215	.3224	.3233	.3242	.3251	.3261	.3270
53.0	.3279	.3288	.3298	.3307	.3316	.3325	.3335	.3344	.3354	.3363
54.0	.3372	.3382	.3391	.3401	.3410	.3420	.3429	.3439	.3449	.3458
55.0	.3468	.3478	.3487	.3497	.3507	.3516	.3526	.3536	.3546	.3556
56.0	.3565	.3575	.3585	.3595	.3605	.3615	.3625	.3635	.3645	.3655
57.0	.3665	.3675	.3686	.3696	.3706	.3716	.3726	.3737	.3747	.3757
58.0	.3768	.3778	.3788	.3799	.3809	.3820	.3830	.3840	.3851	.3862
59.0	.3872	.3883	.3893	.3904	.3915	.3925	.3936	.3947	.3958	.3969
60.0	.3979	.3990	.4001	.4012	.4023	.4034	.4045	.4056	.4067	.4078
61.0	.4089	.4101	.4112	.4123	.4134	.4145	.4157	.4168	.4179	.4191
62.0	.4202	.4214	.4225	.4237	.4248	.4260	.4271	.4283	.4295	.4306
63.0	.4318	.4330	.4342	.4353	.4365	.4377	.4389	.4401	.4413	.4425
64.0	.4437	.4449	.4461	.4473	.4485	.4498	.4510	.4522	.4535	.4547
65.0	.4559	.4572	.4584	.4597	.4609	.4622	.4634	.4647	.4660	.4672
66.0	.4685	.4698	.4711	.4724	.4737	.4750	.4763	.4776	.4789	.4802
67.0	.4815	.4828	.4841	.4855	.4868	.4881	.4895	.4908	.4921	.4935
68.0	.4948	.4962	.4976	.4989	.5003	.5017	.5031	.5045	.5058	.5072
69.0	.5086	.5100	.5114	.5129	.5143	.5157	.5171	.5186	.5200	.5214
70.0	.5229	.5243	.5258	.5272	.5287	.5302	.5317	.5331	.5346	.5361
71.0	.5376	.5391	.5406	.5421	.5436	.5452	.5467	.5482	.5498	.5513
72.0	.5528	.5544	.5560	.5575	.5591	.5607	.5622	.5638	.5654	.5670
73.0	.5686	.5702	.5719	.5735	.5751	.5768	.5784	.5800	.5817	.5834
74.0	.5850	.5867	.5884	.5901	.5918	.5935	.5952	.5969	.5986	.6003
75.0	.6021	.6038	.6055	.6073	.6091	.6108	.6126	.6144	.6162	.6180
76.0	.6198	.6216	.6234	.6253	.6271	.6289	.6308	.6326	.6345	.6364
77.0	.6383	.6402	.6421	.6440	.6459	.6478	.6498	.6517	.6536	.6556
78.0	.6576	.6596	.6615	.6635	.6655	.6676	.6696	.6716	.6737	.6757
79.0	.6778	.6799	.6819	.6840	.6861	.6882	.6904	.6925	.6946	.6968
80.0	.6990	.7011	.7033	.7055	.7077	.7100	.7122	.7144	.7167	.7190
81.0	.7212	.7235	.7258	.7282	.7305	.7328	.7352	.7375	.7399	.7423
82.0	.7447	.7471	.7496	.7520	.7545	.7570	.7595	.7620	.7645	.7670
83.0	.7696	.7721	.7747	.7773	.7799	.7825	.7852	.7878	.7905	.7932
84.0	.7959	.7986	.8013	.8041	.8069	.8097	.8125	.8153	.8182	.8210
85.0	.8239	.8268	.8297	.8327	.8356	.8386	.8416	.8447	.8477	.8508
86.0	.8539	.8570	.8601	.8633	.8665	.8697	.8729	.8761	.8794	.8827
87.0	.8861	.8894	.8928	.8962	.8996	.9031	.9066	.9101	.9136	.9172
88.0	.9208	.9245	.9281	.9318	.9355	.9393	.9431	.9469	.9508	.9547
89.0	.9586	.9626	.9666	.9706	.9747	.9788	.9830	.9872	.9914	.9957

TABLE 2.21 Transmittance-Absorbance Conversion Table

From Meites, Handbook of Analytical Chemistry, 1963, McGraw-Hill Book Company; by permission.

This table gives absorbance values to four significant figures corresponding to % transmittance values which are given to three significant figures. The values of % transmittance are given in the left-hand column and in the top row. For example, 8.4% transmittance corresponds to an absorbance of 1.076.

Interpolation is facilitated and accuracy is maximized if the % transmittance is between 1 and 10, by multiplying its value by 10, finding the absorbance corresponding to the result, and adding 1. For example, to find the absorbance corresponding to 8.45% transmittance, note that 84.5% transmittance corresponds to an absorbance of 0.0731, so that 8.45% transmittance corresponds to an absorbance of 1.0731. For % transmittance values between 0.1 and 1, multiply by 100, find the absorbance corresponding to the result, and add 2.

Conversely, to find the % transmittance corresponding to an absorbance between 1 and 2, subtract 1 from the absorbance, find the % transmittance corresponding to the result, and divide by 10. For example, an absorbance of 1.219 can best be converted to % transmittance by noting that an absorbance of 0.219 would correspond to 60.4% transmittance; dividing this by 10 gives the desired value, 6.04% transmittance. For absorbance values between 2 and 3, subtract 2 from the absorbance, find the % transmittance corresponding to the result, and divide by 100.

% Transmittance	0.0	0.1	0.2	0.3	0.4	0.5	0.6	0.7	0.8	0.9
0	3.000	2.699	2.523	2.398	2.301	2.222	2.155	2.097	2.046
1	2.000	1.959	1.921	1.886	1.854	1.824	1.796	1.770	1.745	1.721
2	1.699	1.678	1.658	1.638	1.620	1.602	1.585	1.569	1.553	1.538
3	1.523	1.509	1.495	1.481	1.469	1.456	1.444	1.432	1.420	1.409
4	1.398	1.387	1.377	1.367	1.357	1.347	1.337	1.328	1.319	1.310
5	1.301	1.292	1.284	1.276	1.268	1.260	1.252	1.244	1.237	1.229
6	1.222	1.215	1.208	1.201	1.194	1.187	1.180	1.174	1.167	1.161
7	1.155	1.149	1.143	1.137	1.131	1.125	1.119	1.114	1.108	1.102
8	1.097	1.092	1.086	1.081	1.076	1.071	1.066	1.060	1.056	1.051
9	1.046	1.041	1.036	1.032	1.027	1.022	1.018	1.013	1.009	1.004
10	1.000	0.9957	0.9914	0.9872	0.9830	0.9788	0.9747	0.9706	0.9666	0.9626
11	0.9586	0.9547	0.9508	0.9469	0.9431	0.9393	0.9355	0.9318	0.9281	0.9245
12	0.9208	0.9172	0.9136	0.9101	0.9066	0.9031	0.8996	0.8962	0.8928	0.8894
13	0.8861	0.8827	0.8794	0.8761	0.8729	0.8697	0.8665	0.8633	0.8601	0.8570
14	0.8539	0.8508	0.8477	0.8447	0.8416	0.8386	0.8356	0.8327	0.8297	0.8268
15	0.8239	0.8210	0.8182	0.8153	0.8125	0.8097	0.8069	0.8041	0.8013	0.7986
16	0.7959	0.7932	0.7905	0.7878	0.7852	0.7825	0.7799	0.7773	0.7747	0.7721
17	0.7696	0.7670	0.7645	0.7620	0.7595	0.7570	0.7545	0.7520	0.7496	0.7471
18	0.7447	0.7423	0.7399	0.7375	0.7352	0.7328	0.7305	0.7282	0.7258	0.7235
19	0.7212	0.7190	0.7167	0.7144	0.7122	0.7100	0.7077	0.7055	0.7033	0.7011
20	0.6990	0.6968	0.6946	0.6925	0.6904	0.6882	0.6861	0.6840	0.6819	0.6799
21	0.6778	0.6757	0.6737	0.6716	0.6696	0.6676	0.6655	0.6635	0.6615	0.6596
22	0.6576	0.6556	0.6536	0.6517	0.6498	0.6478	0.6459	0.6440	0.6421	0.6402
23	0.6383	0.6364	0.6345	0.6326	0.6308	0.6289	0.6271	0.6253	0.6234	0.6216
24	0.6198	0.6180	0.6162	0.6144	0.6126	0.6108	0.6091	0.6073	0.6055	0.6038
25	0.6021	0.6003	0.5986	0.5969	0.5952	0.5935	0.5918	0.5901	0.5884	0.5867
26	0.5850	0.5834	0.5817	0.5800	0.5784	0.5766	0.5751	0.5735	0.5719	0.5702
27	0.5686	0.5670	0.5654	0.5638	0.5622	0.5607	0.5591	0.5575	0.5560	0.5544
28	0.5528	0.5513	0.5498	0.5482	0.5467	0.5452	0.5436	0.5421	0.5406	0.5391
29	0.5376	0.5361	0.5346	0.5331	0.5317	0.5302	0.5287	0.5272	0.5258	0.5243
30	0.5229	0.5214	0.5200	0.5186	0.5171	0.5157	0.5143	0.5129	0.5114	0.5100

TABLE 2.21 Transmittance-Absorbance Conversion Table (*Continued*)

% Transmittance	0.0	0.1	0.2	0.3	0.4	0.5	0.6	0.7	0.8	0.9
31	0.5086	0.5072	0.5058	0.5045	0.5031	0.5017	0.5003	0.4989	0.4976	0.4962
32	0.4949	0.4935	0.4921	0.4908	0.4895	0.4881	0.4868	0.4855	0.4841	0.4828
33	0.4815	0.4802	0.4789	0.4776	0.4763	0.4750	0.4737	0.4724	0.4711	0.4698
34	0.4685	0.4672	0.4660	0.4647	0.4634	0.4622	0.4609	0.4597	0.4584	0.4572
35	0.4559	0.4547	0.4535	0.4522	0.4510	0.4498	0.4486	0.4473	0.4461	0.4449
36	0.4437	0.4425	0.4413	0.4401	0.4389	0.4377	0.4365	0.4353	0.4342	0.4330
37	0.4318	0.4306	0.4295	0.4283	0.4271	0.4260	0.4248	0.4237	0.4225	0.4214
38	0.4202	0.4191	0.4179	0.4168	0.4157	0.4145	0.4134	0.4123	0.4112	0.4101
39	0.4089	0.4078	0.4067	0.4056	0.4045	0.4034	0.4023	0.4012	0.4001	0.3989
40	0.3979	0.3969	0.3958	0.3947	0.3936	0.3925	0.3915	0.3904	0.3893	0.3883
41	0.3872	0.3862	0.3851	0.3840	0.3830	0.3820	0.3809	0.3799	0.3788	0.3778
42	0.3768	0.3757	0.3747	0.3737	0.3726	0.3716	0.3706	0.3696	0.3686	0.3675
43	0.3665	0.3655	0.3645	0.3635	0.3625	0.3615	0.3605	0.3595	0.3585	0.3575
44	0.3565	0.3556	0.3546	0.3536	0.3526	0.3516	0.3507	0.3497	0.3487	0.3478
45	0.3468	0.3458	0.3449	0.3439	0.3429	0.3420	0.3410	0.3401	0.3391	0.3382
46	0.3372	0.3363	0.3354	0.3344	0.3335	0.3325	0.3316	0.3307	0.3298	0.3288
47	0.3279	0.3270	0.3261	0.3251	0.3242	0.3233	0.3224	0.3215	0.3206	0.3197
48	0.3188	0.3179	0.3170	0.3161	0.3152	0.3143	0.3134	0.3125	0.3116	0.3107
49	0.3098	0.3089	0.3080	0.3072	0.3063	0.3054	0.3045	0.3036	0.3028	0.3019
50	0.3010	0.3002	0.2993	0.2984	0.2976	0.2967	0.2958	0.2950	0.2941	0.2933
51	0.2924	0.2916	0.2907	0.2899	0.2890	0.2882	0.2874	0.2865	0.2857	0.2848
52	0.2840	0.2832	0.2823	0.2815	0.2807	0.2798	0.2790	0.2782	0.2774	0.2765
53	0.2757	0.2749	0.2741	0.2733	0.2725	0.2716	0.2708	0.2700	0.2692	0.2684
54	0.2676	0.2668	0.2660	0.2652	0.2644	0.2636	0.2628	0.2620	0.2612	0.2604
55	0.2596	0.2588	0.2581	0.2573	0.2565	0.2557	0.2549	0.2541	0.2534	0.2526
56	0.2518	0.2510	0.2503	0.2495	0.2487	0.2480	0.2472	0.2464	0.2457	0.2449
57	0.2441	0.2434	0.2426	0.2418	0.2411	0.2403	0.2396	0.2388	0.2381	0.2373
58	0.2366	0.2358	0.2351	0.2343	0.2336	0.2328	0.2321	0.2314	0.2306	0.2299
59	0.2291	0.2284	0.2277	0.2269	0.2262	0.2255	0.2248	0.2240	0.2233	0.2226
60	0.2218	0.2211	0.2204	0.2197	0.2190	0.2182	0.2175	0.2168	0.2161	0.2154
61	0.2147	0.2140	0.2132	0.2125	0.2118	0.2111	0.2104	0.2097	0.2090	0.2083
62	0.2076	0.2069	0.2062	0.2055	0.2048	0.2041	0.2034	0.2027	0.2020	0.2013
63	0.2007	0.2000	0.1993	0.1986	0.1979	0.1972	0.1965	0.1959	0.1952	0.1945
64	0.1938	0.1931	0.1925	0.1918	0.1911	0.1904	0.1898	0.1891	0.1884	0.1878
65	0.1871	0.1864	0.1858	0.1851	0.1844	0.1838	0.1831	0.1824	0.1818	0.1811
66	0.1805	0.1798	0.1791	0.1785	0.1778	0.1772	0.1765	0.1759	0.1752	0.1746
67	0.1739	0.1733	0.1726	0.1720	0.1713	0.1707	0.1701	0.1694	0.1688	0.1681
68	0.1675	0.1669	0.1662	0.1656	0.1649	0.1643	0.1637	0.1630	0.1624	0.1618
69	0.1612	0.1605	0.1599	0.1593	0.1586	0.1580	0.1574	0.1568	0.1561	0.1555
70	0.1549	0.1543	0.1537	0.1530	0.1524	0.1518	0.1512	0.1506	0.1500	0.1494
71	0.1487	0.1481	0.1475	0.1469	0.1463	0.1457	0.1451	0.1445	0.1439	0.1433
72	0.1427	0.1421	0.1415	0.1409	0.1403	0.1397	0.1391	0.1385	0.1379	0.1373
73	0.1367	0.1361	0.1355	0.1349	0.1343	0.1337	0.1331	0.1325	0.1319	0.1314

TABLE 2.21 Transmittance-Absorbance Conversion Table (Continued)

% Transmittance	0.0	0.1	0.2	0.3	0.4	0.5	0.6	0.7	0.8	0.9
74	0.1308	0.1302	0.1296	0.1290	0.1284	0.1278	0.1273	0.1267	0.1261	0.1255
75	0.1249	0.1244	0.1238	0.1232	0.1226	0.1221	0.1215	0.1209	0.1203	0.1198
76	0.1192	0.1186	0.1180	0.1175	0.1169	0.1163	0.1158	0.1152	0.1146	0.1141
77	0.1135	0.1129	0.1124	0.1118	0.1113	0.1107	0.1101	0.1096	0.1090	0.1085
78	0.1079	0.1073	0.1068	0.1062	0.1057	0.1051	0.1046	0.1040	0.1035	0.1029
79	0.1024	0.1018	0.1013	0.1007	0.1002	0.0996	0.0991	0.0985	0.0980	0.0975
80	0.0969	0.0964	0.0958	0.0953	0.0947	0.0942	0.0937	0.0931	0.0926	0.0921
81	0.0915	0.0910	0.0904	0.0899	0.0894	0.0888	0.0883	0.0878	0.0872	0.0867
82	0.0862	0.0857	0.0851	0.0846	0.0841	0.0835	0.0830	0.0825	0.0820	0.0814
83	0.0809	0.0804	0.0799	0.0794	0.0788	0.0783	0.0778	0.0773	0.0768	0.0762
84	0.0757	0.0752	0.0747	0.0742	0.0737	0.0731	0.0726	0.0721	0.0716	0.0711
85	0.0706	0.0701	0.0696	0.0691	0.0685	0.0680	0.0675	0.0670	0.0665	0.0660
86	0.0655	0.0650	0.0645	0.0640	0.0635	0.0630	0.0625	0.0620	0.0615	0.0610
87	0.0605	0.0600	0.0595	0.0590	0.0585	0.0580	0.0575	0.0570	0.0565	0.0560
88	0.0555	0.0550	0.0545	0.0540	0.0535	0.0531	0.0526	0.0521	0.0516	0.0511
89	0.0506	0.0501	0.0496	0.0491	0.0487	0.0482	0.0477	0.0472	0.0467	0.0462
90	0.0458	0.0453	0.0448	0.0443	0.0438	0.0434	0.0429	0.0424	0.0419	0.0414
91	0.0410	0.0405	0.0400	0.0395	0.0391	0.0386	0.0381	0.0376	0.0372	0.0367
92	0.0362	0.0357	0.0353	0.0348	0.0343	0.0339	0.0334	0.0329	0.0325	0.0320
93	0.0315	0.0311	0.0306	0.0301	0.0297	0.0292	0.0287	0.0283	0.0278	0.0273
94	0.0269	0.0264	0.0259	0.0255	0.0250	0.0246	0.0241	0.0237	0.0232	0.0227
95	0.0223	0.0218	0.0214	0.0209	0.0205	0.0200	0.0195	0.0191	0.0186	0.0182
96	0.0177	0.0173	0.0168	0.0164	0.0159	0.0155	0.0150	0.0146	0.0141	0.0137
97	0.0132	0.0128	0.0123	0.0119	0.0114	0.0110	0.0106	0.0101	0.0097	0.0092
98	0.0088	0.0083	0.0079	0.0074	0.0070	0.0066	0.0061	0.0057	0.0052	0.0048
99	0.0044	0.0039	0.0035	0.0031	0.0026	0.0022	0.0017	0.0013	0.0009	0.0004

2.2 MATHEMATICAL TABLES

2.2.1 Logarithms

2.2.1.1 Properties and Uses

Definition of Logarithm. The *logarithm* x of the number N to the base b is the exponent of the power to which b must be raised to give N . That is,

$$\log_b N = x \quad \text{or} \quad b^x = N$$

The number N is positive and b may be any positive number except 1.

Properties of Logarithms

1. The logarithm of a product is equal to the sum of the logarithms of the factors; thus,

$$\log_b M \cdot N = \log_b M + \log_b N$$

2. The logarithm of a quotient is equal to the logarithm of the numerator minus the logarithm of the denominator; thus,

$$\log_b \frac{M}{N} = \log_b M - \log_b N$$

3. The logarithm of a power of a number is equal to the logarithm of the base multiplied by the exponent of the power; thus,

$$\log_b M^p = p \cdot \log_b M$$

4. The logarithm of a root of a number is equal to the logarithm of the number divided by the index of the root; thus

$$\log_b \sqrt[q]{M} = \frac{1}{q} \log_b M$$

Other properties of logarithms:

$$\log_b b = 1 \quad \log_b \sqrt[q]{M^p} = \frac{p}{q} \log_b M$$

$$\log_b 1 = 0 \quad \log_b N = \log_a N \cdot \log_b a = \frac{\log_a N}{\log_a b}$$

$$\log_b (b^N) = N \quad b^{\log_b N} = N$$

Systems of Logarithms. There are two common systems of logarithms in use: (1) the *natural* (Napierian or hyperbolic) system which uses the base $e = 2.71828 \dots$; (2) the *common* (Briggian) system which uses the base 10.

We shall use the abbreviation $\log N \equiv \log_{10} N$ in this section.

Unless otherwise stated, tables of logarithms are always tables of common logarithms.

Characteristic of a Common Logarithm of a Number. Every real positive number has a real common logarithm such that if $a < b$, $\log a < \log b$. Neither zero nor any negative number has a real logarithm.

A common logarithm, in general, consists of an integer, which is called the *characteristic*, and a decimal (usually endless), which is called the *mantissa*. The characteristic of any number may be determined from the following rules:

Rule I. The characteristic of any number greater than 1 is one less than the number of digits before the decimal point.

*Rule II.** The characteristic of a number less than 1 is found by subtracting from 9 the number of ciphers between the decimal point and the first significant digit, and writing -10 after the result.

Thus the characteristic of $\log 936$ is 2; the characteristic of $\log 9.36$ is 0; of $\log 0.936$ is $9 - 10$; of $\log 0.00936$ is $7 - 10$.

Mantissa of a Common Logarithm of a Number. An important consequence of the use of base 10 is that the mantissa of a number is independent of the position of the decimal point. Thus 93 600, 93.600, 0.000 936, all have the same mantissa. Hence in Tables of Common Logarithms only mantissas are given. A five-place table gives the values of the mantissa correct to five places of decimals.

Since it is possible to obtain logarithms by using hand calculators, this Handbook contains no logarithm tables.

Helpful Hints

1. When connecting numbers to logarithms, use as many decimal places in the mantissa as there are significant digits in the number.
2. When finding the antilogarithm, keep as many significant digits as there are decimal places in the mantissa.

Examples: $\log 10.35 = 1.0149$; $\text{antilog } 0.065 = 1.16$.

* Some writers use a dash over the characteristic to indicate a negative value; for example,

$$\log 0.004657 = 7.6681 - 10 = \bar{3}.6681$$

TABLE 2.23 Derivatives and Differentiation*Rules for differentiation.*

From Baumeister and Marks, *Standard Handbook for Mechanical Engineers*, 7th ed., McGraw-Hill Book Company, New York (1967); by permission.

To find the derivative of a given function at a given point: (1) If the function is given only by a curve, measure graphically the slope of the tangent at the point in question; (2) if the function is given by a mathematical expression, use the following rules for differentiation. These rules give, directly, the differential, dy , in terms of dx ; to find the derivative, dy/dx , divide through by dx .

Here u, v, w, \dots represents any functions of a variable x , or may themselves be independent variables. a is a constant which does not change in values in the same discussion; $e = 2.71828$.

1. $d(a + u) = du$

2. $d(au) = a du$

3. $d(u + v + w + \dots) = du + dv + dw + \dots$

4. $d(uv) = u dv + v du$

5. $d(uvw \dots) = (uvw \dots) \left(\frac{du}{u} + \frac{dv}{v} + \frac{dw}{w} + \dots \right)$

6. $d \frac{u}{v} = \frac{v du - u dv}{v^2}$

7. $d(u^m) = mu^{m-1} du$

Thus, $d(u^2) = 2u du$; $d(u^3) = 3u^2 du$; etc.

8. $d\sqrt{u} = \frac{du}{2\sqrt{u}}$

9. $d\left(\frac{1}{u}\right) = -\frac{du}{u^2}$

10. $d(e^u) = e^u du$

11. $d(a^u) = (\ln a)a^u du$

12. $d \ln u = \frac{du}{u}$

13. $d \log_{10} u = (\log_{10} e) \frac{du}{u} = (0.4343 \dots) \frac{du}{u}$

14. $d \sin u = \cos u du$

15. $d \csc u = -\cot u \csc u du$

16. $d \cos u = -\sin u du$

17. $d \sec u = \tan u \sec u du$

18. $d \tan u = \sec^2 u du$

19. $d \cot u = -\csc^2 u du$

20. $d \sin^{-1} u = \frac{du}{\sqrt{1-u^2}}$

21. $d \csc^{-1} u = -\frac{du}{u\sqrt{u^2-1}}$

22. $d \cos^{-1} u = -\frac{du}{\sqrt{1-u^2}}$

23. $d \sec^{-1} u = \frac{du}{u\sqrt{u^2-1}}$

24. $d \tan^{-1} u = \frac{du}{1+u^2}$

25. $d \cot^{-1} u = -\frac{du}{1+u^2}$

26. $d \ln \sin u = \cot u du$

27. $d \ln \tan u = \frac{2 du}{\sin 2u}$

28. $d \ln \cos u = -\tan u du$

29. $d \ln \cot u = -\frac{2 du}{\sin 2u}$

30. $d \sinh u = \cosh u du$

31. $d \operatorname{csch} u = -\operatorname{csch} u \operatorname{coth} u du$

32. $d \cosh u = \sinh u du$

33. $d \operatorname{sech} u = -\operatorname{sech} u \tanh u du$

34. $d \tanh u = \operatorname{sech}^2 u du$

35. $d \operatorname{coth} u = -\operatorname{csch}^2 u du$

36. $d \sinh^{-1} u = \frac{du}{\sqrt{u^2+1}}$

37. $d \operatorname{csch}^{-1} u = -\frac{du}{u\sqrt{u^2+1}}$

38. $d \cosh^{-1} u = \frac{du}{\sqrt{u^2-1}}$

39. $d \operatorname{sech}^{-1} u = -\frac{du}{u\sqrt{1-u^2}}$

40. $d \tanh^{-1} u = \frac{du}{1-u^2}$

41. $d \operatorname{coth}^{-1} u = \frac{du}{1-u^2}$

42. $d(u^v) = (u^{v-1})(u \ln u dv + v du)$

TABLE 2.24 Integrals

From *Baumeister and Marks, Standard Handbook for Mechanical Engineers, 7th ed., McGraw-Hill Book Company, New York (1967); by permission.*

An integral of $f(x) dx$ is any function whose differential is $f(x) dx$, and is denoted by $\int f(x) dx$. All the integrals of $f(x) dx$ are included in the expression $\int f(x) dx + C$, where $\int f(x) dx$ is any particular integral, and C is an arbitrary constant. The process of finding (when possible) an integral of a given function consists in recognizing by inspection a function which, when differentiated, will produce the given function; or in transforming the given function into a form in which such recognition is easy. The most common integrable forms are collected in the following brief table; for a more extended list, see Peirce, *Table of Integrals*, Ginn, or Dwight, *Table of Integrals and other Mathematical Data*, Macmillan.

General formulas

1. $\int a du = a \int du = au + C$
2. $\int (u + v) dx = \int u dx + \int v dx$
3. $\int u dv = uv - \int v du$
4. $\int f(x) dx = \int f[F(y)]F'(y) dy, x = F(y)$
5. $\int dy \int f(x, y) dx = \int dx \int f(x, y) dy$

Fundamental integrals

6. $\int x^n dx = \frac{x^{n+1}}{n+1} + C$, when $n \neq -1$
7. $\int \frac{dx}{x} = \ln x + C = \ln cx$
8. $\int e^x dx = e^x + C$
9. $\int \sin x dx = -\cos x + C$
10. $\int \cos x dx = \sin x + C$
11. $\int \frac{dx}{\sin^2 x} = -\cot x + C$
12. $\int \frac{dx}{\cos^2 x} = \tan x + C$
13. $\int \frac{dx}{\sqrt{1-x^2}} = \sin^{-1} x + C = -\cos^{-1} x + C$
14. $\int \frac{dx}{1+x^2} = \tan^{-1} x + C = -\cot^{-1} x + C$

Rational functions

15. $\int (a + bx)^n dx = \frac{(a + bx)^{n+1}}{(n+1)b} + C$
 16. $\int \frac{dx}{a + bx} = \frac{1}{b} \ln(a + bx) + C = \frac{1}{b} \ln c(a + bx)$
 17. $\int \frac{1}{x^2} dx = -\frac{1}{x} + C$
 18. $\int \frac{dx}{(a + bx)^2} = -\frac{1}{b(a + bx)} + C$
 19. $\int \frac{dx}{1-x^2} = \frac{1}{2} \ln \frac{1+x}{1-x} + C = \tanh^{-1} x + C$, when $x < 1$
 20. $\int \frac{dx}{x^2-1} = \frac{1}{2} \ln \frac{x-1}{x+1} + C = -\coth^{-1} x + C$, when $x > 1$
 21. $\int \frac{dx}{a + bx^2} = \frac{1}{\sqrt{ab}} \tan^{-1} \left(\sqrt{\frac{b}{a}} x \right) + C$
 22. $\int \frac{dx}{a - bx^2} = \frac{1}{2\sqrt{ab}} \ln \frac{\sqrt{ab} + bx}{\sqrt{ab} - bx} + C$
- } $[a > 0, b > 0]$
- $$= \frac{1}{\sqrt{ab}} \tanh^{-1} \left(\sqrt{\frac{b}{a}} x \right) + C$$

TABLE 2.24 Integrals (Continued)

Rational functions (continued)

- $$23. \int \frac{dx}{a + 2bx + cx^2} = \frac{1}{\sqrt{ac - b^2}} \tan^{-1} \frac{b + cx}{\sqrt{ac - b^2}} + C \quad [ac - b^2 > 0]$$
- $$= \frac{1}{2\sqrt{b^2 - ac}} \ln \frac{\sqrt{b^2 - ac} - b - cx}{\sqrt{b^2 - ac} + b + cx} + C$$
- $$= -\frac{1}{\sqrt{b^2 - ac}} \tanh^{-1} \frac{b + cx}{\sqrt{b^2 - ac}} + C \quad [b^2 - ac > 0]$$
- $$24. \int \frac{dx}{a + 2bx + cx^2} = -\frac{1}{b + cx} + C, \text{ when } b^2 = ac$$
- $$25. \int \frac{(m + nx) dx}{a + 2bx + cx^2} = \frac{n}{2c} \ln(a + 2bx + cx^2) + \frac{mc - nb}{c} \int \frac{dx}{a + 2bx + cx^2}$$
26. In $\int \frac{f(x) dx}{a + 2bx + cx^2}$, if $f(x)$ is a polynomial of higher than the first degree, divide by the denominator before integrating.
- $$27. \int \frac{dx}{(a + 2bx + cx^2)^p} = \frac{1}{2(ac - b^2)(p - 1)} \times \frac{b + cx}{(a + 2bx + cx^2)^{p-1}}$$
- $$+ \frac{(2p - 3)c}{2(ac - b^2)(p - 1)} \int \frac{dx}{(a + 2bx + cx^2)^{p-1}}$$
- $$28. \int \frac{(m + nx) dx}{(a + 2bx + cx^2)^p} = -\frac{n}{2c(p - 1)} \times \frac{1}{(a + 2bx + cx^2)^{p-1}}$$
- $$+ \frac{mc - nb}{c} \int \frac{dx}{(a + 2bx + cx^2)^p}$$
- $$29. \int x^{m-1}(a + bx)^n dx = \frac{x^{m-1}(a + bx)^{n+1}}{(m + n)b} - \frac{(m - 1)a}{(m + n)b} \int x^{m-2}(a + bx)^n dx$$
- $$= \frac{x^m(a + bx)^n}{m + n} + \frac{na}{m + n} \int x^{m-1}(a + bx)^{n-1} dx$$

Irrational functions

- $$30. \int \sqrt{a + bx} dx = \frac{2}{3b} \sqrt{(a + bx)^3} + C$$
- $$31. \int \frac{dx}{\sqrt{a + bx}} = \frac{2}{b} \sqrt{a + bx} + C$$
- $$32. \int \frac{(m + nx) dx}{\sqrt{a + bx}} = \frac{2}{3b^2} (3mb - 2an + nbx) \sqrt{a + bx} + C$$
33. $\int \frac{dx}{(m + nx) \sqrt{a + bx}}$; substitute $y = \sqrt{a + bx}$, and use **21** and **22**
34. $\int \frac{f(x, \sqrt[n]{a + bx})}{F(x, \sqrt[n]{a + bx})} dx$; substitute $\sqrt[n]{a + bx} = y$
- $$35. \int \frac{dx}{\sqrt{a^2 - x^2}} = \sin^{-1} \frac{x}{a} + C = -\cos^{-1} \frac{x}{a} + C$$
- $$36. \int \frac{dx}{\sqrt{a^2 + x^2}} = \ln(x + \sqrt{a^2 + x^2}) + C = \sinh^{-1} \frac{x}{a} + C$$
- $$37. \int \frac{dx}{\sqrt{x^2 - a^2}} = \ln(x + \sqrt{x^2 - a^2}) + C = \cosh^{-1} \frac{x}{a} + C$$

TABLE 2.24 Integrals (Continued)

Irrational functions (continued)

- $$38. \int \frac{dx}{\sqrt{a+2bx+cx^2}} = \frac{1}{\sqrt{c}} \ln(b+cx+\sqrt{c}\sqrt{a+2bx+cx^2}) + C, \text{ when } c > 0$$
- $$= \frac{1}{\sqrt{c}} \sinh^{-1} \frac{b+cx}{\sqrt{ac-b^2}} + C, \text{ when } ac-b^2 > 0$$
- $$= \frac{1}{\sqrt{c}} \cosh^{-1} \frac{b+cx}{\sqrt{b^2-ac}} + C, \text{ when } b^2-ac > 0$$
- $$= \frac{-1}{\sqrt{-c}} \sin^{-1} \frac{b+cx}{\sqrt{b^2-ac}} + C, \text{ when } c < 0$$
- $$39. \int \frac{(m+nx) dx}{\sqrt{a+2bx+cx^2}} = \frac{n}{c} \sqrt{a+2bx+cx^2} + \frac{mc-nb}{c} \int \frac{dx}{\sqrt{a+2bx+cx^2}}$$
- $$40. \int \frac{x^m dx}{\sqrt{a+2bx+cx^2}} = \frac{x^{m-1} X}{mc} - \frac{(m-1)a}{mc} \int \frac{x^{m-2} dx}{X} - \frac{(2m-1)b}{mc} \int \frac{x^{m-1} dx}{X},$$
- when $X = \sqrt{a+2bx+cx^2}$
- $$41. \int \sqrt{a^2+x^2} dx = \frac{x}{2} \sqrt{a^2+x^2} + \frac{a^2}{2} \ln(x+\sqrt{a^2+x^2}) + C$$
- $$= \frac{x}{2} \sqrt{a^2+x^2} + \frac{a^2}{2} \sinh^{-1} \frac{x}{a} + C$$
- $$42. \int \sqrt{a^2-x^2} dx = \frac{x}{2} \sqrt{a^2-x^2} + \frac{a^2}{2} \sin^{-1} \frac{x}{a} + C$$
- $$43. \int \sqrt{x^2-a^2} dx = \frac{x}{2} \sqrt{x^2-a^2} - \frac{a^2}{2} \ln(x+\sqrt{x^2-a^2}) + C$$
- $$= \frac{x}{2} \sqrt{x^2-a^2} - \frac{a^2}{2} \cosh^{-1} \frac{x}{a} + C$$
- $$44. \int \sqrt{a+2bx+cx^2} dx = \frac{b+cx}{2c} \sqrt{a+2bx+cx^2}$$
- $$+ \frac{ac-b^2}{2c} \int \frac{dx}{\sqrt{a+2bx+cx^2}} + C$$

Transcendental functions

- $$45. \int a^x dx = \frac{a^x}{\ln a} + C$$
- $$46. \int x^n e^{ax} dx = \frac{x^n e^{ax}}{a} \left[1 - \frac{n}{ax} + \frac{n(n-1)}{a^2 x^2} - \dots \pm \frac{n!}{a^n x^n} \right] + C$$
- $$47. \int \ln x dx = x \ln x - x + C$$
- $$48. \int \frac{\ln x}{x^2} dx = -\frac{\ln x}{x} - \frac{1}{x} + C$$
- $$49. \int \frac{(\ln x)^n}{x} dx = \frac{1}{n+1} (\ln x)^{n+1} + C$$
- $$50. \int \sin^2 x dx = -\frac{1}{4} \sin 2x + \frac{1}{2}x + C = -\frac{1}{2} \sin x \cos x + \frac{1}{2}x + C$$
- $$51. \int \cos^2 x dx = \frac{1}{4} \sin 2x + \frac{1}{2}x + C = \frac{1}{2} \sin x \cos x + \frac{1}{2}x + C$$
- $$52. \int \sin mx dx = -\frac{\cos mx}{m} + C$$
- $$53. \int \cos mx dx = \frac{\sin mx}{m} + C$$

TABLE 2.24 Integrals (Continued)

Transcendental functions (continued)

- $$54. \int \sin mx \cos nx \, dx = -\frac{\cos(m+n)x}{2(m+n)} - \frac{\cos(m-n)x}{2(m-n)} + C$$
- $$55. \int \sin mx \sin nx \, dx = \frac{\sin(m-n)x}{2(m-n)} - \frac{\sin(m+n)x}{2(m+n)} + C$$
- $$56. \int \cos mx \cos nx \, dx = \frac{\sin(m-n)x}{2(m-n)} + \frac{\sin(m+n)x}{2(m+n)} + C$$
- $$57. \int \tan x \, dx = -\ln \cos x + C$$
- $$58. \int \cot x \, dx = \ln \sin x + C$$
- $$59. \int \frac{dx}{\sin x} = \ln \tan \frac{x}{2} + C$$
- $$60. \int \frac{dx}{\cos x} = \ln \tan \left(\frac{\pi}{4} + \frac{x}{2} \right) + C$$
- $$61. \int \frac{dx}{1 + \cos x} = \tan \frac{x}{2} + C$$
- $$62. \int \frac{dx}{1 - \cos x} = -\cot \frac{x}{2} + C$$
- $$63. \int \sin x \cos x \, dx = \frac{1}{2} \sin^2 x + C$$
- $$64. \int \frac{dx}{\sin x \cos x} = \ln \tan x + C$$
- $$65.* \int \sin^n x \, dx = -\frac{\cos x \sin^{n-1} x}{n} + \frac{n-1}{n} \int \sin^{n-2} x \, dx$$
- $$66.* \int \cos^n x \, dx = \frac{\sin x \cos^{n-1} x}{n} + \frac{n-1}{n} \int \cos^{n-2} x \, dx$$
- $$67. \int \tan^n x \, dx = \frac{\tan^{n-1} x}{n-1} - \int \tan^{n-2} x \, dx$$
- $$68. \int \cot^n x \, dx = -\frac{\cot^{n-1} x}{n-1} - \int \cot^{n-2} x \, dx$$
- $$69. \int \frac{dx}{\sin^n x} = -\frac{\cos x}{(n-1) \sin^{n-1} x} + \frac{n-2}{n-1} \int \frac{dx}{\sin^{n-2} x}$$
- $$70. \int \frac{dx}{\cos^n x} = \frac{\sin x}{(n-1) \cos^{n-1} x} + \frac{n-2}{n-1} \int \frac{dx}{\cos^{n-2} x}$$
- $$71.* \int \sin^p x \cos^q x \, dx = \frac{\sin^{p+1} x \cos^{q-1} x}{p+q} + \frac{q-1}{p+q} \int \sin^p x \cos^{q-2} x \, dx$$
- $$= -\frac{\sin^{p-1} x \cos^{q+1} x}{p+q} + \frac{p-1}{p+q} \int \sin^{p-2} x \cos^q x \, dx$$
- $$72.* \int \sin^{-p} x \cos^q x \, dx = -\frac{\sin^{-p+1} x \cos^{q+1} x}{p-1} + \frac{p-q-2}{p-1} \int \sin^{-p+2} x \cos^q x \, dx$$
- $$73.* \int \sin^p x \cos^{-q} x \, dx = \frac{\sin^{p+1} x \cos^{-q+1} x}{q-1} + \frac{q-p-2}{q-1} \int \sin^p x \cos^{-q+2} x \, dx$$
- $$74. \int \frac{dx}{a + b \cos x} = \frac{2}{\sqrt{a^2 - b^2}} \tan^{-1} \left(\sqrt{\frac{a-b}{a+b}} \tan \frac{1}{2}x \right) + C, \text{ when } a^2 > b^2$$
- $$= \frac{1}{\sqrt{b^2 - a^2}} \ln \frac{b + a \cos x + \sin x \sqrt{b^2 - a^2}}{a + b \cos x} + C$$
- $$= \frac{2}{\sqrt{b^2 - a^2}} \tanh^{-1} \left(\sqrt{\frac{b-a}{b+a}} \tan \frac{1}{2}x \right) + C \quad \left. \vphantom{\int \frac{dx}{a + b \cos x}} \right\} [a^2 < b^2]$$
- $$75. \int \frac{\cos x \, dx}{a + b \cos x} = \frac{x}{b} - \frac{a}{b} \int \frac{dx}{a + b \cos x} + C$$

* If n , p , or q is an odd number, substitute $\cos x = z$ or $\sin x = z$

TABLE 2.24 Integrals (Continued)

Transcendental functions (continued)

$$76. \int \frac{\sin x \, dx}{a + b \cos x} = -\frac{1}{b} \ln(a + b \cos x) + C$$

$$77. \int \frac{A + B \cos x + C \sin x}{a + b \cos x + c \sin x} dx = A \int \frac{dy}{a + p \cos y} \\ + (B \cos u + C \sin u) \int \frac{\cos y \, dy}{a + p \cos y} - (B \sin u - C \cos u) \int \frac{\sin y \, dy}{a + p + \cos y},$$

where $b = p \cos u$, $c = p \sin u$, and $x - u = y$

$$78. \int e^{ax} \sin bx \, dx = \frac{a \sin bx - b \cos bx}{a^2 + b^2} e^{ax} + C$$

$$79. \int e^{ax} \cos bx \, dx = \frac{a \cos bx + b \sin bx}{a^2 + b^2} e^{ax} + C$$

$$80. \int \sin^{-1} x \, dx = x \sin^{-1} x + \sqrt{1 - x^2} + C$$

$$81. \int \cos^{-1} x \, dx = x \cos^{-1} x - \sqrt{1 - x^2} + C$$

$$82. \int \tan^{-1} x \, dx = x \tan^{-1} x - \frac{1}{2} \ln(1 + x^2) + C$$

$$83. \int \cot^{-1} x \, dx = x \cot^{-1} x + \frac{1}{2} \ln(1 + x^2) + C$$

$$84. \int \sinh x \, dx = \cosh x + C$$

$$85. \int \tanh x \, dx = \ln \cosh x + C$$

$$86. \int \cosh x \, dx = \sinh x + C$$

$$87. \int \coth x \, dx = \ln \sinh x + C$$

$$88. \int \operatorname{sech} x \, dx = 2 \tan^{-1}(e^x) + C$$

$$89. \int \operatorname{csch} x \, dx = \ln \tanh \left(\frac{x}{2} \right) + C$$

$$90. \int \sinh^2 x \, dx = \frac{1}{2} \sinh x \cosh x - \frac{1}{2} x + C$$

$$91. \int \cosh^2 x \, dx = \frac{1}{2} \sinh x \cosh x + \frac{1}{2} x + C$$

$$92. \int \operatorname{sech}^2 x \, dx = \tanh x + C$$

$$93. \int \operatorname{csch}^2 x \, dx = -\coth x + C$$

2.2.2 Surface Areas and Volumes*

Let a , b , c , d , and s denote lengths, A denote areas, and V denote volumes.

Triangle. $A = bh/2$, where b denotes the base and h the altitude.

Rectangle. $A = ab$, where a and b denote the lengths of the sides.

Parallelogram (opposite sides parallel). $A = ah = ab \sin \theta$, where a and b denote the sides, h the altitude, and θ the angle between the sides.

Trapezoid (four sides, two parallel). $A = \frac{1}{2}h(a + b)$, where a and b are the sides and h the altitude.

* Adapted by permission from Burington, *Handbook of Mathematical Tables and Formulas*, 3d. ed., McGraw-Hill Book Company, New York (1959).

Regular Polygon of n Sides (Fig. 2.1)

$$A = \frac{1}{4} na^2 \operatorname{ctn} \frac{180^\circ}{n} \quad \text{where } a \text{ is length of side}$$

$$R = \frac{a}{2} \operatorname{csc} \frac{180^\circ}{n} \quad \text{where } R \text{ is radius of circumscribed circle}$$

$$r = \frac{a}{2} \operatorname{ctn} \frac{180^\circ}{n} \quad \text{where } r \text{ is radius of inscribed circle}$$

$$\alpha = \frac{360^\circ}{n} = \frac{2\pi}{n} \text{ radians}$$

$$\beta = \left(\frac{n-2}{n}\right) \cdot 180^\circ = \left(\frac{n-2}{n}\right) \pi \text{ radians} \quad \text{where } \alpha \text{ and } \beta \text{ are the angles indicated in Fig. 2.1}$$

$$a = 2r \tan \frac{\alpha}{2} = 2R \sin \frac{\alpha}{2}$$

Circle (Fig. 2.2). Let

C = circumference S = length of arc subtended by θ

R = radius l = chord subtended by arc S

D = diameter h = rise

A = area θ = central angle in radians

$$C = 2\pi R = \pi D \quad \pi = 3.14159 \dots$$

$$S = R\theta = \frac{1}{2}D\theta = D \cos^{-1} \frac{d}{R}$$

$$l = 2\sqrt{R^2 - d^2} = 2R \sin \frac{\theta}{2} = 2d \tan \frac{\theta}{2}$$

$$d = \frac{1}{2}\sqrt{4R^2 - l^2} = R \cos \frac{\theta}{2} = \frac{1}{2}l \operatorname{ctn} \frac{\theta}{2}$$

$$h = R - d$$

$$\theta = \frac{S}{R} = \frac{2S}{D} = 2 \cos^{-1} \frac{d}{R} = 2 \tan^{-1} \frac{l}{2d} = 2 \sin^{-1} \frac{l}{D}$$

$$A (\text{circle}) = \pi R^2 = \frac{1}{4}\pi D^2$$

$$A (\text{sector}) = \frac{1}{2}Rs = \frac{1}{2}R^2\theta$$

$$A (\text{segment}) = A (\text{sector}) - A (\text{triangle}) = \frac{1}{2}R^2 (\theta - \sin \theta)$$

$$= R^2 \cos^{-1} \frac{R-h}{R} - (R-h)\sqrt{2Rh-h^2}$$

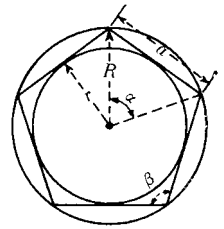


FIGURE 2.1

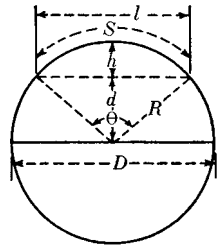


FIGURE 2.2

Perimeter of n -sided regular polygon inscribed in a circle = $2nR \sin \frac{\pi}{n}$

Area of inscribed polygon = $\frac{1}{2}nR^2 \sin \frac{2\pi}{n}$

Perimeter of n -sided regular polygon circumscribed about a circle = $2nR \tan \frac{\pi}{n}$

Area of circumscribed polygon = $nR^2 \tan \frac{\pi}{n}$

Radius of circle inscribed in a triangle of sides a , b , and c is

$$r = \sqrt{\frac{(s-a)(s-b)(s-c)}{s}} \quad s = \frac{1}{2}(a+b+c)$$

Radius of circle circumscribed about a triangle is

$$R = \frac{abc}{4\sqrt{s(s-a)(s-b)(s-c)}}$$

Ellipse (Fig. 2.3). $A = \pi ab$, where a and b are lengths of semimajor and semiminor axes, respectively.

Parabola (Fig. 2.4)

$$A = \frac{2ld}{3}$$

Height of $d_1 = \frac{d}{l^2} (l^2 - l_1^2)$

Width of $l_1 = l \sqrt{\frac{d-d_1}{d}}$

Length of arc = $l \left[1 + \frac{2}{3} \left(\frac{2d}{l} \right)^2 - \frac{2}{5} \left(\frac{2d}{l} \right)^4 + \dots \right]$

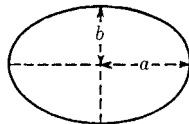


FIGURE 2.3

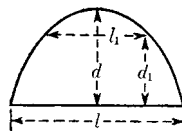


FIGURE 2.4

Area by Approximation (Fig. 2.5). If $y_0, y_1, y_2, \dots, y_n$ are the length of a series of equally spaced parallel chords, and if h is their distance apart, the area enclosed by the boundary is given approximately by any one of the following formulae:

$$A_T = h[\frac{1}{2}(y_0 + y_n) + y_1 + y_2 + \dots + y_{n-1}] \quad (\text{Trapezoidal Rule})$$

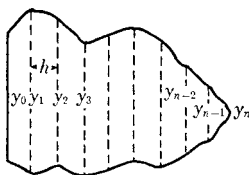


FIGURE 2.5

$$A_D = h[0.4(y_0 + y_n) + 1.1(y_1 + y_{n-1}) + y_2 + y_3 + \dots + y_{n-2}] \quad (\text{Durand's Rule})$$

$$A_S = \frac{1}{3}h[(y_0 + y_n) + 4(y_1 + y_3 + \dots + y_{n-1}) + 2(y_2 + y_4 + \dots + y_{n-2})] \quad (n \text{ even, Simpson's Rule})$$

In general, A_S gives the most accurate approximation.

The greater the value of n , the greater the accuracy of approximation.

Cube. $V = a^3$; $d = a\sqrt{2}$; total surface area = $6a^2$, where a is length of side and d is length of diagonal.

Rectangular Parallelopiped. $V = abc$; $d = \sqrt{a^2 + b^2 + c^2}$; total surface area = $2(ab + bc + ca)$, where a , b , and c are the lengths of the sides and d is length of diagonal.

Prism or Cylinder

$$V = (\text{area of base}) \cdot (\text{altitude})$$

$$\text{Lateral area} = (\text{perimeter of right section}) \cdot (\text{lateral edge})$$

Pyramid or Cone

$$V = \frac{1}{3}(\text{area of base}) \cdot (\text{altitude})$$

$$\text{Lateral area of regular pyramid} = \frac{1}{2}(\text{perimeter of base}) \cdot (\text{slant height})$$

Frustum of Pyramid or Cone. $V = \frac{1}{3}(A_1 + A_2 + \sqrt{A_1 \cdot A_2})h$, where h is the altitude and A_1 and A_2 are the areas of the bases.

$$\text{Lateral area of a regular figure} = \frac{1}{2}(\text{sum of perimeters of base}) \cdot (\text{slant height})$$

Prismoid

$$V = \frac{h}{6} (A_1 + A_2 + 4A_3)$$

where h = altitude, A_1 and A_2 are the areas of the bases, and A_3 is the area of the midsection parallel to bases.

Area of Surface and Volume of Regular Polyhedra of Edge l

Name	Type of surface	Area of surface	Volume
Tetrahedron	4 equilateral triangles	$1.73205l^2$	$0.11785l^3$
Hexahedron (cube)	6 squares	$6.00000l^2$	$1.00000l^3$
Octahedron	8 equilateral triangles	$3.46410l^2$	$0.47140l^3$
Dodecahedron	12 pentagons	$20.64578l^2$	$7.66312l^3$
Icosahedron	20 equilateral triangles	$8.66025l^2$	$2.18170l^3$

Sphere (Fig. 2.6)

$$A (\text{sphere}) = 4\pi R^2 = \pi D^2$$

$$A (\text{zone}) = 2\pi R h_1 = \pi D h_1$$

$$V (\text{sphere}) = \frac{4}{3}\pi R^3 = \frac{1}{8}\pi D^3$$

$$V \text{ (spherical sector)} = \frac{2}{3}\pi R^2 h_1 = \frac{1}{6}\pi D^2 h_1$$

$$V \text{ (spherical segment of one base)} = \frac{1}{6}\pi h_3(3r_3^2 + h_3^2)$$

$$V \text{ (spherical segment of two bases)} = \frac{1}{6}\pi h_2(3r_3^2 + 3r_2^2 + h_2^2)$$

$$A \text{ (lune)} = 2R^2\theta \quad \text{where } \theta \text{ is angle in radians of lune}$$

Ellipsoid. $V = \frac{4}{3}\pi abc$, where a , b , and c are the lengths of the semiaxes.

Torus (Fig. 2.7)

$$V = 2\pi^2 Rr^2$$

$$\text{Area of surface} = S = 4\pi^2 Rr$$

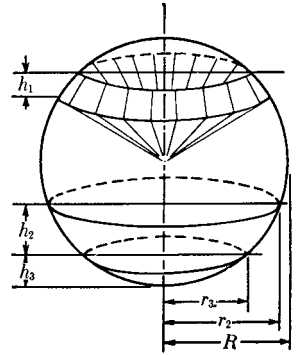


FIGURE 2.6

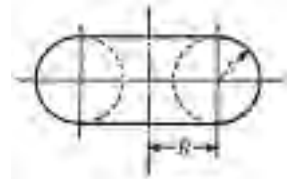


FIGURE 2.7

2.2.3 Trigonometric Functions of an Angle α

Let x be any angle whose initial side lies on the positive x axis and whose vertex is at the origin, and (x, y) be any point on the terminal side of the angle. (x is positive if measured along OX to the right, from the y axis; and negative, if measured along OX' to the left from the y axis. Likewise, y is positive if measured parallel to OY , and negative if measured parallel to OY' .) Let r be the positive distance from the origin to the point. The trigonometric functions of an angle are defined as follows:

$$\text{sine } \alpha = \sin \alpha = \frac{y}{r}$$

$$\text{cosine } \alpha = \cos \alpha = \frac{x}{r}$$

$$\text{tangent } \alpha = \tan \alpha = \frac{y}{x}$$

$$\text{cotangent } \alpha = \text{ctn } \alpha = \cot \alpha = \frac{x}{y}$$

$$\text{secant } \alpha = \sec \alpha = \frac{r}{x}$$

$$\text{cosecant } x = \text{csc } \alpha = \frac{r}{y}$$

$$\text{exsecant } x = \text{exsec } \alpha = \sec \alpha - 1$$

$$\text{versine } \alpha = \text{vers } \alpha = 1 - \cos \alpha$$

$$\text{coversine } \alpha = \text{covers } \alpha = 1 - \sin \alpha$$

$$\text{haversine } \alpha = \text{hav } \alpha = \frac{1}{2} \text{vers } \alpha$$

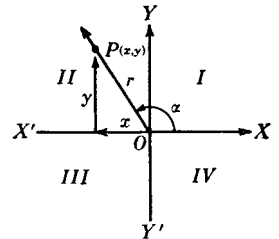


FIGURE 2.8

2.2.3.1 Signs of the Functions

Quadrant	sin	cos	tan	ctn	sec	csc
I	+	+	+	+	+	+
II	+	-	-	-	-	+
III	-	-	+	+	-	-
IV	-	+	-	-	+	-

2.2.3.2 Relations between the Functions of a Single Angle*

$$\sin^2 x + \cos^2 x = 1$$

$$\tan x = \frac{\sin x}{\cos x}$$

$$\cot x = \frac{1}{\tan x} = \frac{\cos x}{\sin x}$$

$$1 + \tan^2 x = \sec^2 x = \frac{1}{\cos^2 x}$$

$$1 + \cot^2 x = \csc^2 x = \frac{1}{\sin^2 x}$$

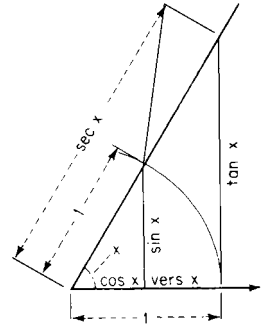


FIGURE 2.9

$$\sin x = \sqrt{1 - \cos^2 x} = \frac{\tan x}{\sqrt{1 + \tan^2 x}} = \frac{1}{\sqrt{1 + \cot^2 x}}$$

$$\cos x = \sqrt{1 - \sin^2 x} = \frac{1}{\sqrt{1 + \tan^2 x}} = \frac{\cot x}{\sqrt{1 + \cot^2 x}}$$

2.2.3.3 Functions of Negative Angles. $\sin(-x) = -\sin x$; $\cos(-x) = \cos x$; $\tan(-x) = -\tan x$.

2.2.3.4 Functions of the Sum and Difference of Two Angles

$$\sin(x + y) = \sin x \cos y + \cos x \sin y$$

$$\cos(x + y) = \cos x \cos y - \sin x \sin y$$

$$\tan(x + y) = \frac{\tan x + \tan y}{1 - \tan x \tan y}$$

$$\cot(x + y) = \frac{\cot x \cot y - 1}{\cot x + \cot y}$$

$$\sin(x - y) = \sin x \cos y - \cos x \sin y$$

* From Baumeister and Marks, *Standard Handbook for Mechanical Engineers*, 7th ed., McGraw-Hill Book Company, New York (1967); by permission.

$$\cos(x - y) = \cos x \cos y + \sin x \sin y$$

$$\tan(x - y) = \frac{\tan x - \tan y}{1 + \tan x \tan y}$$

$$\cot(x - y) = \frac{\cot x \cot y + 1}{\cot y - \cot x}$$

$$\sin x + \sin y = 2 \sin \frac{1}{2}(x + y) \cos \frac{1}{2}(x - y)$$

$$\sin x - \sin y = 2 \cos \frac{1}{2}(x + y) \sin \frac{1}{2}(x - y)$$

$$\cos x + \cos y = 2 \cos \frac{1}{2}(x + y) \cos \frac{1}{2}(x - y)$$

$$\cos x - \cos y = -2 \sin \frac{1}{2}(x + y) \sin \frac{1}{2}(x - y)$$

$$\tan x + \tan y = \frac{\sin(x + y)}{\cos x \cos y} \quad \cot x + \cot y = \frac{\sin(x + y)}{\sin x \sin y}$$

$$\tan x - \tan y = \frac{\sin(x - y)}{\cos x \cos y} \quad \cot x - \cot y = \frac{\sin(y - x)}{\sin x \sin y}$$

$$\sin^2 x - \sin^2 y = \cos^2 y - \cos^2 x = \sin(x + y) \sin(x - y)$$

$$\cos^2 x - \sin^2 y = \cos^2 y - \sin^2 x = \cos(x + y) \cos(x - y)$$

$$\sin(45^\circ + x) = \cos(45^\circ - x) \quad \tan(45^\circ + x) = \cot(45^\circ - x)$$

$$\sin(45^\circ - x) = \cos(45^\circ + x) \quad \tan(45^\circ - x) = \cot(45^\circ + x)$$

In the following transformations, a and b are supposed to be positive, $c = \sqrt{a^2 + b^2}$, $A =$ the positive acute angle for which $B = b/a$:

$$a \cos x + b \sin x = c \sin(A + x) = c \cos(B - x)$$

$$a \cos x - b \sin x = c \sin(A - x) = c \cos(B + x)$$

2.2.4 Expansion in Series*

The range of values of x for which each of the series is convergent is stated at the right of the series.

2.2.4.1 Exponential and Logarithmic Series

$$e^x = 1 + \frac{x}{1!} + \frac{x^2}{2!} + \frac{x^3}{3!} + \frac{x^4}{4!} + \dots \quad (-\infty < x < +\infty)$$

$$a^x = e^{mx} = 1 + \frac{m}{1!}x + \frac{m^2}{2!}x^2 + \frac{m^3}{3!}x^3 + \dots \quad (a > 0, -\infty < x < +\infty)$$

where $m = \ln a = 2.3026 \log_{10} a$.

* From Baumeister and Marks, *Standard Handbook for Mechanical Engineers*, 7th ed., McGraw-Hill Book Company, New York (1967); by permission.

$$\ln(1+x) = x - \frac{x^2}{2} + \frac{x^3}{3} - \frac{x^4}{4} + \frac{x^5}{5} \dots \quad (-1 < x < +1)$$

$$\ln(1-x) = -x - \frac{x^2}{2} - \frac{x^3}{3} - \frac{x^4}{4} - \frac{x^5}{5} - \dots \quad (-1 < x < +1)$$

$$\ln\left(\frac{1+x}{1-x}\right) = 2\left(x + \frac{x^3}{3} + \frac{x^5}{5} + \frac{x^7}{7} + \dots\right) \quad (-1 < x < +1)$$

$$\ln\left(\frac{x+1}{x-1}\right) = 2\left(\frac{1}{x} + \frac{1}{3x^3} + \frac{1}{5x^5} + \frac{1}{7x^7} + \dots\right) \quad (x < -1 \text{ or } +1 < x)$$

$$\ln x = 2\left[\frac{x-1}{x+1} + \frac{1}{3}\left(\frac{x-1}{x+1}\right)^3 + \frac{1}{5}\left(\frac{x-1}{x+1}\right)^5 + \dots\right] \quad (0 < x < \infty)$$

$$\ln(a+x) = \ln a + 2\left[\frac{x}{2a+x} + \frac{1}{3}\left(\frac{x}{2a+x}\right)^3 + \frac{1}{5}\left(\frac{x}{2a+x}\right)^5 + \dots\right] \\ (0 < a < +\infty, -a < x < +\infty)$$

Series for the Trigonometric Functions. In the following formulas, all angles must be expressed in radians. If D = the number of degrees in the angle, and x = its radian measure, then $x = 0.017453D$.

$$\sin x = x - \frac{x^3}{3!} + \frac{x^5}{5!} - \frac{x^7}{7!} + \dots \quad (-\infty < x < +\infty)$$

$$\cos x = 1 - \frac{x^2}{2!} + \frac{x^4}{4!} - \frac{x^6}{6!} + \frac{x^8}{8!} - \dots \quad (-\infty < x < +\infty)$$

$$\tan x = x + \frac{x^3}{3} + \frac{2x^5}{15} + \frac{17x^7}{315} + \frac{62x^9}{2835} + \dots \quad \left(-\frac{\pi}{2} < x < +\frac{\pi}{2}\right)$$

$$\cot x = \frac{1}{x} - \frac{x}{3} - \frac{x^3}{45} - \frac{2x^5}{945} - \frac{x^7}{4725} - \dots \quad (-\pi < x < +\pi)$$

$$\sin^{-1} y = y + \frac{y^3}{6} + \frac{3y^5}{40} + \frac{5y^7}{112} + \dots \quad (-1 \leq y \leq +1)$$

$$\tan^{-1} y = y - \frac{y^3}{3} + \frac{y^5}{5} - \frac{y^7}{7} + \dots \quad (-1 \leq y \leq +1)$$

$$\cos^{-1} y = \frac{1}{2}\pi - \sin^{-1} y \quad \cot^{-1} y = \frac{1}{2}\pi - \tan^{-1} y$$

Reversing a Series. If $y = x + bx^2 + cx^3 + dx^4 + ex^5 + \dots$, then $x = y - by^2 + (2b^2 - c)y^3 - (5b^3 - 5bc + d)y^4 + (14b^4 - 21b^2c + 6bd + 3c^2 - e)y^5 + \dots$, provided the latter series is convergent.

Fourier's Series. Let $f(x)$ be a function which is finite in the interval from $x = -c$ to $x = +c$ and whose graph has finite arc length in that interval.* Then, for any value of x between $-c$ and c ,

* If $x = x_0$ is a point of discontinuity, $f(x_0)$ is to be defined as $\frac{1}{2}[f_1(x_0) + f_2(x_0)]$, where $f_1(x_0)$ is the limit of $f(x)$ when x approaches x_0 from below, and $f_2(x_0)$ is the limit of $f(x)$ when x approaches x_0 from above.

$$f(x) = \frac{1}{2}a_0 + a_1 \cos \frac{\pi x}{c} + a_2 \cos \frac{2\pi x}{c} + a_3 \cos \frac{3\pi x}{c} + \dots$$

$$+ b_1 \sin \frac{\pi x}{c} + b_2 \sin \frac{2\pi x}{c} + b_3 \sin \frac{3\pi x}{c} + \dots$$

where the constant coefficients are determined as follows:

$$a_n = \frac{1}{c} \int_{-c}^c f(t) \cos \frac{n\pi t}{c} dt \quad b_n = \frac{1}{c} \int_{-c}^c f(t) \sin \frac{n\pi t}{c} dt$$

In case the curve $y = f(x)$ is symmetrical with respect to the origin, the a 's are all zero, and the series is a sine series. In case the curve is symmetrical with respect to the y axis, the b 's are all zero, and a cosine series results. (In this case, the series will be valid not only for values of x between $-c$ and c , but also for $x = -c$ and $x = c$.) A Fourier series can always be integrated term by term; but the result of differentiating term by term may not be a convergent series.

TABLE 2.25 Some Constants

Constant	Number	Log ₁₀ of Number
Pi (π)	3.14159 26535 89793 23846	0.49714 98726 94133 85435
Napierian Base (e)	2.71828 18284 59045 23536	0.43429 448
$M = \log_{10} e$	0.43429 44819 03251 82765	9.63778 43113 00536 78912 - 10
$1 \div M = \log_e 10$	2.30258 50929 94045 68402	0.36221 569
$180 \div \pi = \text{degrees in 1 radian}$	57.2957 795	1.75812 263
$\pi \div 180 = \text{radians in } 1^\circ$	0.01745 329	8.24187 737 - 10
$\pi \div 10800 = \text{radians in } 1'$	0.00029 08882	6.46372 612 - 10
$\pi \div 648000 = \text{radians in } 1''$	0.00000 48481 36811 095	4.68557 487 - 10

2.3 STATISTICS IN CHEMICAL ANALYSIS

2.3.1 Introduction

Each observation in any branch of scientific investigation is inaccurate to some degree. Often the accurate value for the concentration of some particular constituent in the analyte cannot be determined. However, it is reasonable to assume the accurate value exists, and it is important to estimate the limits between which this value lies. It must be understood that the statistical approach is concerned with the appraisal of experimental design and data. Statistical techniques can neither detect nor evaluate constant errors (bias); the detection and elimination of inaccuracy are analytical problems. Nevertheless, statistical techniques can assist considerably in determining whether or not inaccuracies exist and in indicating when procedural modifications have reduced them.

By proper design of experiments, guided by a statistical approach, the effects of experimental variables may be found more efficiently than by the traditional approach of holding all variables constant but one and systematically investigating each variable in turn. Trends in data may be sought to track down nonrandom sources of error.

2.3.2 Errors in Quantitative Analysis

Two broad classes of errors may be recognized. The first class, *determinate* or *systematic* errors, is composed of errors that can be assigned to definite causes, even though the cause may not have been located. Such errors are characterized by being unidirectional. The magnitude may be constant from sample to sample, proportional to sample size, or variable in a more complex way. An example is the error caused by weighing a hygroscopic sample. This error is always positive in sign; it increases with sample size but varies depending on the time required for weighing, with humidity and temperature. An example of a negative systematic error is that caused by solubility losses of a precipitate.

The second class, *indeterminate* or *random* errors, is brought about by the effects of uncontrolled variables. Truly random errors are as likely to cause high as low results, and a small random error is much more probable than a large one. By making the observation coarse enough, random errors would cease to exist. Every observation would give the same result, but the result would be less precise than the average of a number of finer observations with random scatter.

The *precision* of a result is its reproducibility; the *accuracy* is its nearness to the truth. A systematic error causes a loss of accuracy, and it may or may not impair the precision depending upon whether the error is constant or variable. Random errors cause a lowering of reproducibility, but by making sufficient observations it is possible to overcome the scatter within limits so that the accuracy may not necessarily be affected. Statistical treatment can properly be applied only to random errors.

2.3.3 Representation of Sets of Data

Raw data are collected observations that have not been organized numerically. An *average* is a value that is typical or representative of a set of data. Several averages can be defined, the most common being the arithmetic mean (or briefly, the mean), the median, the mode, and the geometric mean.

The *mean* of a set of N numbers, $x_1, x_2, x_3, \dots, x_N$, is denoted by \bar{x} and is defined as:

$$\bar{x} = \frac{x_1 + x_2 + x_3 + \dots + x_N}{N} \quad (2.4)$$

It is an estimation of the unknown true value μ of an infinite population. We can also define the *sample variance* s^2 as follows:

$$s^2 = \frac{\sum_{i=1}^N (x_i - \bar{x})^2}{N - 1} \quad (2.5)$$

The values of \bar{x} and s^2 vary from sample set to sample set. However, as N increases, they may be expected to become more and more stable. Their limiting values, for very large N , are numbers characteristic of the frequency distribution, and are referred to as the *population mean* and the *population variance*, respectively.

The *median* of a set of numbers arranged in order of magnitude is the middle value or the arithmetic mean of the two middle values. The median allows inclusion of all data in a set without undue influence from outlying values; it is preferable to the mean for small sets of data.

The *mode* of a set of numbers is that value which occurs with the greatest frequency (the most common value). The mode may not exist, and even if it does exist it may not be unique. The empirical relation that exists between the mean, the mode, and the median for unimodal frequency curves which are moderately asymmetrical is:

$$\text{Mean} - \text{mode} = 3(\text{mean} - \text{median}) \quad (2.6)$$

The *geometric mean* of a set of N numbers is the N th root of the product of the numbers:

$$\sqrt[N]{x_1 x_2 x_3 \dots x_N} \quad (2.7)$$

The *root mean square* (RMS) or quadratic mean of a set of numbers is defined by:

$$\text{RMS} = \sqrt{\bar{x}^2} = \sqrt{\sum_{i=1}^N x_i^2 / N} \quad (2.8)$$

2.3.4 The Normal Distribution of Measurements

The normal distribution of measurements (or the normal law of error) is the fundamental starting point for analysis of data. When a large number of measurements are made, the individual measurements are not all identical and equal to the accepted value μ , which is the mean of an infinite population or universe of data, but are scattered about μ , owing to random error. If the magnitude of any single measurement is the abscissa and the relative frequencies (i.e., the probability) of occurrence of different-sized measurements are the ordinate, the smooth curve drawn through the points (Fig. 2.10) is the *normal* or *Gaussian distribution curve* (also the *error curve* or *probability curve*). The term *error curve* arises when one considers the distribution of errors ($x - \mu$) about the true value.

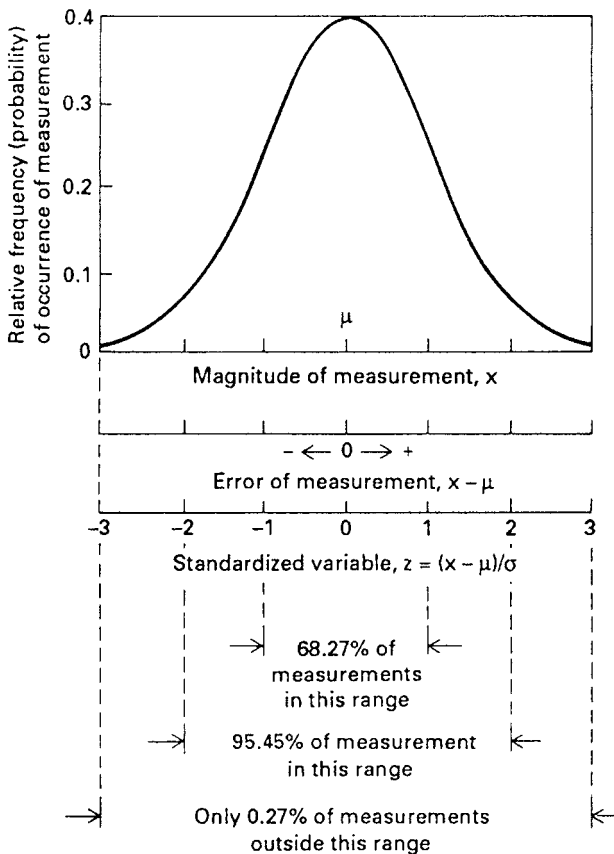


FIGURE 2.10 The Normal Distribution Curve.

The breadth or spread of the curve indicates the precision of the measurements and is determined by and related to the standard deviation, a relationship that is expressed in the equation for the normal curve (which is continuous and infinite in extent):

$$Y = \frac{1}{\sigma\sqrt{2\pi}} \exp \left[-\frac{1}{2} \left(\frac{x - \mu}{\sigma} \right)^2 \right] \quad (2.9)$$

where σ is the standard deviation of the infinite population. The population mean μ expresses the magnitude of the quantity being measured. In a sense, σ measures the width of the distribution, and thereby also expresses the scatter or dispersion of replicate analytical results. When $(x - \mu)/\sigma$ is replaced by the standardized variable z , then:

$$Y = \frac{1}{\sqrt{2\pi}} e^{-(1/2)z^2} \quad (2.10)$$

The standardized variable (the z statistic) requires only the probability level to be specified. It measures the deviation from the population mean in units of standard deviation. Y is 0.399 for the most probable value, μ . In the absence of any other information, the normal distribution is assumed to apply whenever repetitive measurements are made on a sample, or a similar measurement is made on different samples.

Table 2.26a lists the height of an ordinate (Y) as a distance z from the mean, and Table 2.26b the area under the normal curve at a distance z from the mean, expressed as fractions of the total area, 1.000. Returning to Fig. 2.10, we note that 68.27% of the area of the normal distribution curve lies within 1 standard deviation of the center or mean value. Therefore, 31.73% lies outside those limits and 15.86% on each side. Ninety-five percent (actually 95.43%) of the area lies within 2 standard deviations, and 99.73% lies within 3 standard deviations of the mean. Often the last two areas are stated slightly different; viz. 95% of the area lies within 1.96σ (approximately 2σ) and 99% lies within approximately 2.5σ . The mean falls at exactly the 50% point for symmetric normal distributions.

Example 5 The true value of a quantity is 30.00, and σ for the method of measurement is 0.30. What is the probability that a single measurement will have a deviation from the mean greater than 0.45; that is, what percentage of results will fall outside the range 30.00 ± 0.45 ?

$$z = \frac{x - \mu}{\sigma} = \frac{0.45}{0.30} = 1.5$$

From Table 2.26b the area under the normal curve from -1.5σ to $+1.5\sigma$ is 0.866, meaning that 86.6% of the measurements will fall within the range 30.00 ± 0.45 and 13.4% will lie outside this range. Half of these measurements, 6.7%, will be less than 29.55; and a similar percentage will exceed 30.45. In actuality the uncertainty in z is about 1 in 15; therefore, the value of z could lie between 1.4 and 1.6; the corresponding areas under the curve could lie between 84% and 89%.

Example 6 If the mean value of 500 determinations is 151 and $\sigma = 15$, how many results lie between 120 and 155 (actually any value between 119.5 and 155.5)?

$$z = \frac{119.5 - 151}{15} = -2.10 \quad \text{Area: 0.482}$$

$$z = \frac{155.5 - 151}{15} = 0.30 \quad \text{0.118}$$

Total area: 0.600

$$500(0.600) = 300 \text{ results}$$

TABLE 2.26a Ordinates (Y) of the Normal Distribution Curve at Values of z

z	0	1	2	3	4	5	6	7	8	9
0.0	0.3989	0.3989	0.3989	0.3988	0.3986	0.3984	0.3982	0.3980	0.3977	0.3973
0.1	0.3970	0.3965	0.3961	0.3956	0.3951	0.3945	0.3939	0.3932	0.3925	0.3918
0.2	0.3910	0.3902	0.3894	0.3885	0.3876	0.3867	0.3857	0.3847	0.3836	0.3825
0.3	0.3814	0.3802	0.3790	0.3778	0.3765	0.3752	0.3739	0.3725	0.3712	0.3697
0.4	0.3683	0.3668	0.3653	0.3637	0.3621	0.3605	0.3589	0.3572	0.3555	0.3538
0.5	0.3521	0.3503	0.3485	0.3467	0.3448	0.3429	0.3410	0.3391	0.3372	0.3352
0.6	0.3332	0.3312	0.3292	0.3271	0.3251	0.3230	0.3209	0.3187	0.3166	0.3144
0.7	0.3123	0.3101	0.3079	0.3056	0.3034	0.3011	0.2989	0.2966	0.2943	0.2920
0.8	0.2897	0.2874	0.2850	0.2827	0.2803	0.2780	0.2756	0.2732	0.2709	0.2685
0.9	0.2661	0.2637	0.2613	0.2589	0.2565	0.2541	0.2516	0.2492	0.2468	0.2444
1.0	0.2420	0.2396	0.2371	0.2347	0.2323	0.2299	0.2275	0.2251	0.2227	0.2203
1.1	0.2179	0.2155	0.2131	0.2107	0.2083	0.2059	0.2036	0.2012	0.1989	0.1965
1.2	0.1942	0.1919	0.1895	0.1872	0.1849	0.1826	0.1804	0.1781	0.1758	0.1736
1.3	0.1714	0.1691	0.1669	0.1647	0.1626	0.1604	0.1582	0.1561	0.1539	0.1518
1.4	0.1497	0.1476	0.1456	0.1435	0.1415	0.1394	0.1374	0.1354	0.1334	0.1315
1.5	0.1295	0.1276	0.1257	0.1238	0.1219	0.1200	0.1182	0.1163	0.1145	0.1127
1.6	0.1109	0.1092	0.1074	0.1057	0.1040	0.1023	0.1006	0.0989	0.0973	0.0957
1.7	0.0940	0.0925	0.0909	0.0893	0.0878	0.0863	0.0848	0.0833	0.0818	0.0804
1.8	0.0790	0.0775	0.0761	0.0748	0.0734	0.0721	0.0707	0.0694	0.0681	0.0669
1.9	0.0656	0.0644	0.0632	0.0620	0.0608	0.0596	0.0584	0.0573	0.0562	0.0551
2.0	0.0540	0.0529	0.0519	0.0508	0.0498	0.0488	0.0478	0.0468	0.0459	0.0449
2.1	0.0440	0.0431	0.0422	0.0413	0.0404	0.0396	0.0387	0.0379	0.0371	0.0363
2.2	0.0355	0.0347	0.0339	0.0332	0.0325	0.0317	0.0310	0.0303	0.0297	0.0290
2.3	0.0283	0.0277	0.0270	0.0264	0.0258	0.0252	0.0246	0.0241	0.0235	0.0229
2.4	0.0224	0.0219	0.0213	0.0208	0.0203	0.0198	0.0194	0.0189	0.0184	0.0180
2.5	0.0175	0.0171	0.0167	0.0163	0.0158	0.0154	0.0151	0.0147	0.0143	0.0139
2.6	0.0136	0.0132	0.0129	0.0126	0.0122	0.0119	0.0116	0.0113	0.0110	0.0107
2.7	0.0104	0.0101	0.0099	0.0096	0.0093	0.0091	0.0088	0.0086	0.0084	0.0081
2.8	0.0079	0.0077	0.0075	0.0073	0.0071	0.0069	0.0067	0.0065	0.0063	0.0061
2.9	0.0060	0.0058	0.0056	0.0055	0.0053	0.0051	0.0050	0.0048	0.0047	0.0046
3.0	0.0044	0.0043	0.0042	0.0040	0.0039	0.0038	0.0037	0.0036	0.0035	0.0034
3.1	0.0033	0.0032	0.0031	0.0030	0.0029	0.0028	0.0027	0.0026	0.0025	0.0025
3.2	0.0024	0.0023	0.0022	0.0022	0.0021	0.0020	0.0020	0.0019	0.0018	0.0018
3.3	0.0017	0.0017	0.0016	0.0016	0.0015	0.0015	0.0014	0.0014	0.0013	0.0013
3.4	0.0012	0.0012	0.0012	0.0011	0.0011	0.0010	0.0010	0.0010	0.0009	0.0009
3.5	0.0009	0.0008	0.0008	0.0008	0.0008	0.0007	0.0007	0.0007	0.0007	0.0006
3.6	0.0006	0.0006	0.0006	0.0005	0.0005	0.0005	0.0005	0.0005	0.0005	0.0004
3.7	0.0004	0.0004	0.0004	0.0004	0.0004	0.0004	0.0003	0.0003	0.0003	0.0003
3.8	0.0003	0.0003	0.0003	0.0003	0.0003	0.0002	0.0002	0.0002	0.0002	0.0002
3.9	0.0002	0.0002	0.0002	0.0002	0.0002	0.0002	0.0002	0.0002	0.0001	0.0001

2.3.5 Standard Deviation as a Measure of Dispersion

Several ways may be used to characterize the spread or dispersion in the original data. The *range* is the difference between the largest value and the smallest value in a set of observations. However, almost always the most efficient quantity for characterizing variability is the *standard deviation* (also called the *root mean square*).

TABLE 2.26b Areas Under the Normal Distribution Curve from 0 to z

z	0	1	2	3	4	5	6	7	8	9
0.0	0.0000	0.0040	0.0080	0.0120	0.0160	0.0199	0.0239	0.0279	0.0319	0.0359
0.1	0.0398	0.0438	0.0478	0.0517	0.0557	0.0596	0.0636	0.0675	0.0714	0.0754
0.2	0.0793	0.0832	0.0871	0.0910	0.0948	0.0987	0.1026	0.1064	0.1103	0.1141
0.3	0.1179	0.1217	0.1255	0.1293	0.1331	0.1368	0.1406	0.1443	0.1480	0.1517
0.4	0.1554	0.1591	0.1628	0.1664	0.1700	0.1736	0.1772	0.1808	0.1844	0.1879
0.5	0.1915	0.1950	0.1985	0.2019	0.2054	0.2088	0.2123	0.2157	0.2190	0.2224
0.6	0.2258	0.2291	0.2324	0.2357	0.2389	0.2422	0.2454	0.2486	0.2518	0.2549
0.7	0.2580	0.2612	0.2642	0.2673	0.2704	0.2734	0.2764	0.2794	0.2823	0.2852
0.8	0.2881	0.2910	0.2939	0.2967	0.2996	0.3023	0.3051	0.3078	0.3106	0.3133
0.9	0.3159	0.3186	0.3212	0.3238	0.3264	0.3289	0.3315	0.3340	0.3365	0.3389
1.0	0.3413	0.3438	0.3461	0.3485	0.3508	0.3531	0.3554	0.3577	0.3599	0.3621
1.1	0.3643	0.3665	0.3686	0.3708	0.3729	0.3749	0.3770	0.3790	0.3810	0.3830
1.2	0.3849	0.3869	0.3888	0.3907	0.3925	0.3944	0.3962	0.3980	0.3997	0.4015
1.3	0.4032	0.4049	0.4066	0.4082	0.4099	0.4115	0.4131	0.4147	0.4162	0.4177
1.4	0.4192	0.4207	0.4222	0.4236	0.4251	0.4265	0.4279	0.4292	0.4306	0.4319
1.5	0.4332	0.4345	0.4357	0.4370	0.4382	0.4394	0.4406	0.4418	0.4429	0.4441
1.6	0.4452	0.4463	0.4474	0.4484	0.4495	0.4505	0.4515	0.4525	0.4535	0.4545
1.7	0.4554	0.4564	0.4573	0.4582	0.4591	0.4599	0.4608	0.4616	0.4625	0.4633
1.8	0.4641	0.4649	0.4656	0.4664	0.4671	0.4678	0.4686	0.4693	0.4699	0.4706
1.9	0.4713	0.4719	0.4726	0.4732	0.4738	0.4744	0.4750	0.4756	0.4761	0.4767
2.0	0.4772	0.4778	0.4783	0.4788	0.4793	0.4798	0.4803	0.4808	0.4812	0.4817
2.1	0.4821	0.4826	0.4830	0.4834	0.4838	0.4842	0.4846	0.4850	0.4854	0.4857
2.2	0.4861	0.4864	0.4868	0.4871	0.4875	0.4878	0.4881	0.4884	0.4887	0.4890
2.3	0.4893	0.4896	0.4898	0.4901	0.4904	0.4906	0.4909	0.4911	0.4913	0.4916
2.4	0.4918	0.4920	0.4922	0.4925	0.4927	0.4929	0.4931	0.4932	0.4934	0.4936
2.5	0.4938	0.4940	0.4941	0.4943	0.4945	0.4946	0.4948	0.4949	0.4951	0.4952
2.6	0.4953	0.4955	0.4956	0.4957	0.4959	0.4960	0.4961	0.4962	0.4963	0.4964
2.7	0.4965	0.4966	0.4967	0.4968	0.4969	0.4970	0.4971	0.4972	0.4973	0.4974
2.8	0.4974	0.4975	0.4976	0.4977	0.4977	0.4978	0.4979	0.4979	0.4980	0.4981
2.9	0.4981	0.4982	0.4982	0.4983	0.4984	0.4984	0.4985	0.4985	0.4986	0.4986
3.0	0.4987	0.4987	0.4987	0.4988	0.4988	0.4989	0.4989	0.4989	0.4990	0.4990
3.1	0.4990	0.4991	0.4991	0.4991	0.4992	0.4992	0.4992	0.4992	0.4993	0.4993
3.2	0.4993	0.4993	0.4994	0.4994	0.4994	0.4994	0.4994	0.4995	0.4995	0.4995
3.3	0.4995	0.4995	0.4995	0.4996	0.4996	0.4996	0.4996	0.4996	0.4996	0.4997
3.4	0.4997	0.4997	0.4997	0.4997	0.4997	0.4997	0.4997	0.4997	0.4997	0.4998
3.5	0.4998	0.4998	0.4998	0.4998	0.4998	0.4998	0.4998	0.4998	0.4998	0.4998
3.6	0.4998	0.4998	0.4999	0.4999	0.4999	0.4999	0.4999	0.4999	0.4999	0.4999
3.7	0.4999	0.4999	0.4999	0.4999	0.4999	0.4999	0.4999	0.4999	0.4999	0.4999
3.8	0.4999	0.4999	0.4999	0.4999	0.4999	0.4999	0.4999	0.4999	0.4999	0.4999
3.9	0.5000	0.5000	0.5000	0.5000	0.5000	0.5000	0.5000	0.5000	0.5000	0.5000

The standard deviation is the square root of the average squared differences between the individual observations and the population mean:

$$\sigma = \sqrt{\frac{\sum_{i=1}^N (x_i - \mu)^2}{N}} \tag{2.11}$$

The standard deviation σ may be estimated by calculating the standard deviation s drawn from a small sample set as follows:

$$s = \sqrt{\frac{\sum_{i=1}^N (x_i - \bar{x})^2}{N}} \quad \text{or} \quad s = \sqrt{\frac{x_1^2 + x_2^2 + \cdots - [(x_1 + x_2 + \cdots)]^2/N}{N - 1}} \quad (2.12)$$

where $x_i - \bar{x}$ represents the deviation of each number in the array from the arithmetic mean. Since two pieces of information, namely s and \bar{x} , have been extracted from the data, we are left with $N - 1$ *degrees of freedom* (df); that is, independent data points available for measurement of precision. If a relatively large sample of data corresponding to $N > 30$ is available, its mean can be taken as a measure of μ , and s as equal to σ .

So basic is the notion of a statistical *estimate* of a physical parameter that statisticians use Greek letters for the *parameters* and Latin letters for the estimates. For many purposes, one uses the *variance*, which for the sample is s^2 and for the entire populations is σ^2 . The variance s^2 of a finite sample is an unbiased estimate of σ^2 , whereas the standard deviation s is not an unbiased estimate of σ .

Because the standard deviation σ for the universe is a characteristic of the measuring procedure, it is possible to get a good estimate not only from a long series of repeated analyses of the same sample, but also by taking together several short series measured with slightly different samples of the same type. When a series of observations can be logically arranged into k subgroups, the variance is calculated by summing the squares of the deviations for each subgroup, and then adding all the k sums and dividing by $N - k$ because one degree of freedom is lost in each subgroup. It is not required that the number of repeated analyses in the different groups be the same. For two groups of observations consisting of N_A and N_B members of standard deviations s_A and s_B , respectively, the variance is given by:

$$s^2 = \frac{(N_A - 1)s_A^2 + (N_B - 1)s_B^2}{N_A + N_B - 2} \quad (2.13)$$

Another measure of dispersion is the *coefficient of variation*, which is merely the standard deviation expressed as a fraction of the arithmetic mean, viz., s/\bar{x} . It is useful mainly to show whether the relative or the absolute spread of values is constant as the values are changed.

2.3.6 Student's Distribution or t Test

In the next several sections, the theoretical distributions and tests of significance will be examined beginning with Student's distribution or t test. If the data contained only random (or chance) errors, the cumulative estimates \bar{x} and s would gradually approach the limits μ and σ . The distribution of results would be normally distributed with mean μ and standard deviation σ . Were the true mean of the infinite population known, it would also have some symmetrical type of distribution centered around μ . However, it would be expected that the dispersion or spread of this dispersion about the mean would depend on the sample size.

The standard deviation of the distribution of means equals $\sigma/N^{1/2}$. Since σ is not usually known, its approximation for a finite number of measurements is overcome by the Student t test. It is a measure of error between μ and \bar{x} . The Student t takes into account both the possible variation of the value of \bar{x} from μ on the basis of the expected variance $\sigma^2/N^{1/2}$ and the reliability of using s in place of σ . The distribution of the statistic is:

$$\pm t = \frac{\bar{x} - \mu}{s/\sqrt{N}} \quad \text{or} \quad \mu = \bar{x} \pm \frac{ts}{\sqrt{N}} \quad (2.14)$$

The distribution of the t -statistic $(\bar{x} - \mu)s$ is symmetrical about zero and is a function of the degrees of freedom. Limits assigned to the distance on either side of μ are called *confidence limits*. The percentage probability that μ lies within this interval is called the *confidence level*. The *level of significance* or *error probability* ($100 - \text{confidence level}$ or $100 - \alpha$) is the percent probability that μ will lie outside the confidence interval, and represents the chances of being incorrect in stating that μ lies within the confidence interval. Values of t are in Table 2.27 for any desired degrees of freedom and various confidence levels.

An analytical procedure is often tested on materials of known composition. These materials may be pure substances, standard samples, or materials analyzed by some other more accurate method. Repeated determinations on a known material furnish data for both an estimate of the precision and a test for the presence of a constant error in the results. The standard deviation is found from Equation 12 (with the known composition replacing μ). A calculated value for t (Eq. 14) in excess of the appropriate value in Table 2.27 is interpreted as evidence of the presence of a constant error at the indicated level of significance.

TABLE 2.27 Percentile Values for Student t Distribution

df	$t_{0.995}$	$t_{0.99}$	$t_{0.975}$	$t_{0.95}$	$t_{0.90}$	$t_{0.80}$	$t_{0.75}$	$t_{0.70}$	$t_{0.60}$	$t_{0.55}$
1	63.66	31.82	12.71	6.31	3.08	1.376	1.000	0.727	0.325	0.158
2	9.92	6.96	4.30	2.92	1.89	1.061	0.816	0.617	0.289	0.142
3	5.84	4.54	3.18	2.35	1.64	0.978	0.765	0.584	0.277	0.137
4	4.60	3.75	2.78	2.13	1.53	0.941	0.741	0.569	0.271	0.134
5	4.03	3.36	2.57	2.02	1.48	0.920	0.727	0.559	0.267	0.132
6	3.71	3.14	2.45	1.94	1.44	0.906	0.718	0.553	0.265	0.131
7	3.50	3.00	2.36	1.90	1.42	0.896	0.711	0.549	0.263	0.130
8	3.36	2.90	2.31	1.86	1.40	0.889	0.706	0.546	0.262	0.130
9	3.25	2.82	2.26	1.83	1.38	0.883	0.703	0.543	0.261	0.129
10	3.17	2.76	2.23	1.81	1.37	0.879	0.700	0.542	0.260	0.129
11	3.11	2.72	2.20	1.80	1.36	0.876	0.697	0.540	0.260	0.129
12	3.06	2.68	2.18	1.78	1.36	0.873	0.695	0.539	0.259	0.128
13	3.01	2.65	2.16	1.77	1.35	0.870	0.694	0.538	0.259	0.128
14	2.98	2.62	2.14	1.76	1.34	0.868	0.692	0.537	0.258	0.128
15	2.95	2.60	2.13	1.75	1.34	0.866	0.691	0.536	0.258	0.128
16	2.92	2.58	2.12	1.75	1.34	0.865	0.690	0.535	0.258	0.128
17	2.90	2.57	2.11	1.74	1.33	0.863	0.689	0.534	0.257	0.128
18	2.88	2.55	2.10	1.73	1.33	0.862	0.688	0.534	0.257	0.127
19	2.86	2.54	2.09	1.73	1.33	0.861	0.688	0.533	0.257	0.127
20	2.84	2.53	2.09	1.72	1.32	0.860	0.687	0.533	0.257	0.127
21	2.83	2.52	2.08	1.72	1.32	0.859	0.686	0.532	0.257	0.127
22	2.82	2.51	2.07	1.72	1.32	0.858	0.686	0.532	0.256	0.127
23	2.81	2.50	2.07	1.71	1.32	0.858	0.685	0.532	0.256	0.127
24	2.80	2.49	2.06	1.71	1.32	0.857	0.685	0.531	0.256	0.127
25	2.79	2.48	2.06	1.71	1.32	0.856	0.684	0.531	0.256	0.127
26	2.78	2.48	2.06	1.71	1.32	0.856	0.684	0.531	0.256	0.127
27	2.77	2.47	2.05	1.70	1.31	0.855	0.684	0.531	0.256	0.127
28	2.76	2.47	2.05	1.70	1.31	0.855	0.683	0.530	0.256	0.127
29	2.76	2.46	2.04	1.70	1.31	0.854	0.683	0.530	0.256	0.127
30	2.75	2.46	2.04	1.70	1.31	0.854	0.683	0.530	0.256	0.127
40	2.70	2.42	2.02	1.68	1.30	0.851	0.681	0.529	0.255	0.126
60	2.66	2.39	2.00	1.67	1.30	0.848	0.679	0.527	0.254	0.126
120	2.62	2.36	2.98	1.66	1.29	0.845	0.677	0.526	0.254	0.126
∞	2.58	2.33	1.96	1.645	1.28	0.842	0.674	0.524	0.253	0.126

Example 7 A new method for the analysis of iron using pure FeO was replicated with five samples giving these results (in % Fe): 76.95, 77.02, 76.90, 77.20, and 77.50. Does a systematic error exist?

From Equation 4, \bar{x} is 77.11; and from Equation 5, s is 0.24 for 4 degrees of freedom. Because σ is not known, the Student $t_{0.975}$ (2.78 for 4 degrees of freedom) is used to calculate the confidence interval at the 95% probability level.

$$\mu = \bar{x} \pm \frac{ts}{\sqrt{N}} = 77.11 \pm \frac{(2.78)(0.24)}{\sqrt{5}} = 77.11 \pm 0.30$$

We used a two-tailed test. Upon rereading the problem, we realize that this was pure FeO whose iron content was 77.60% so that $\mu = 77.60$ and the confidence interval does not include the known value. Since the FeO was a standard, a one-tailed test should have been used since only random values would be expected to exceed 77.60%. Now the Student t value of 2.13 (for $-t_{0.05}$) should have been used, and now the confidence interval becomes 77.11 ± 0.23 . A systematic error is presumed to exist.

The t test can be applied to differences between pairs of observations. Perhaps only a single pair can be performed at one time, or possibly one wishes to compare two methods using samples of differing analytical content. It is still necessary that the two methods possess the same inherent standard deviation. An average difference \bar{d} calculated, and individual deviations from \bar{d} are used to evaluate the variance of the differences.

Example 8 From the following data do the two methods actually give concordant results?

Sample	Method A	Method B	Difference
1	33.27	33.04	$d_1 = 0.23$
2	51.34	50.96	$d_2 = 0.38$
3	23.91	23.77	$d_3 = 0.14$
4	47.04	46.79	$d_4 = 0.25$
			$\bar{d} = 0.25$

$$s_d = \frac{\sqrt{\sum (d - \bar{d})^2}}{N - 1} = 0.099$$

$$t = \frac{0.25}{0.099} \sqrt{4 - 1} = 4.30$$

From Table 2.27, $t_{0.975} = 3.18$ (at 95% probability) and $t_{0.995} = 5.84$ (at 99% probability). The difference between the two methods is probably significant.

If the t -value falls short of the formal significance level, this is not to be interpreted as proving the absence of a systematic error. Perhaps the data were insufficient in precision or in number to establish the presence of a constant error. Especially when the calculated value for t is only slightly short of the tabulated value, some additional data may suffice to build up the evidence for a constant error (or the lack thereof).

Should there be more than one known material, a weighted average of the individual differences (\bar{x}) should be taken. The value of s should be based on the combined estimate from the two or more materials (perhaps different primary standards for bases). Should the materials differ markedly in composition, a plot of the individual constant errors against composition should be made. If the constant error appear to depend upon the composition, they should not be pooled in a weighted average.

The t test is also used to judge whether a given lot of material conforms to a particular specification. If both plus and minus departures from the known value are to be guarded against, a two-tailed test is involved. If departures in only one direction are undesirable, then the 10% level values for t are appropriate for the 5% level in *one* direction. Similarly, the 2% level should be used to obtain the 1% level to test the departure from the known value in one direction only; these constitute a one-tailed test. More on this subject will be in the next section.

Sometimes just one determination is available on each of several known materials similar in composition. A single determination by each of two procedures (or two analysts) on a series of material may be used to test for a relative bias between the two methods, as in Example 2.4. Of course, the average difference does not throw any light on which procedure has the larger constant error. It only supplies a test as to whether the two procedures are in disagreement.

2.3.7 Hypotheses About Means

Statistical methods are frequently used to give a “yes” or “no” answer to a particular question concerning the significance of data. When performing hypothesis tests on real data, we cannot set an absolute cutoff as to where we can expect to find no values from the population against which we are testing data, but we can set a limit beyond which we consider it very unlikely to find a member of the population. If a measurement is made that does in fact fall outside the specified range, the probability of its happening by chance alone can be rejected; something beyond the randomness of the reference population must be operating. In other words, hypothesis testing is an attempt to determine whether a given measured statistic could have come from some hypothesized population.

In attempting to reach decisions, it is useful to make assumptions or guesses about the populations involved. Such assumptions, which may or may not be true, are called *statistical hypotheses* and in general are statements about the probability distributions of the populations. A common procedure is to set up a *null hypothesis*, denoted by H_0 , which states that there is no significant difference between two sets of data or that a variable exerts no significant effect. Any hypothesis which differs from a null hypothesis is called an *alternative hypothesis*, denoted by H_1 .

Our answer is qualified by a confidence level (or level of significance) indicating the degree of certainty of the answer. Generally confidence levels of 95% and 99% are chosen to express the probability that the answer is correct. These are also denoted as the 0.05 and 0.01 level of significance, respectively. When the hypothesis can be rejected at the 0.05 level of significance, but not at the 0.01 level, we can say that the sample results are probably significant. If, however, the hypothesis is also rejected at the 0.01 level, the results become highly significant.

The abbreviated table on the next page, which gives critical values of z for both one-tailed and two-tailed tests at various levels of significance, will be found useful for purposes of reference. Critical values of z for other levels of significance are found by the use of Table 2.26*b*. For a small number of samples we replace z , obtained from above or from Table 2.26*b*, by t from Table 2.27, and we replace σ by:

$$[\sqrt{N/(N-1)}] s$$

Level of significance, α	0.10	0.05	0.01	0.005	0.002
Critical values of z for one-tailed tests	– 1.28 or 1.28	– 1.645 or 1.645	– 2.33 or 2.33	– 2.58 or 2.58	– 2.88 or 2.88
Critical values of z for two-tailed tests	– 1.645 and 1.645	– 1.96 and 1.96	– 2.58 and 2.58	– 2.81 and 2.81	– 3.08 and 3.08

Procedures which enable us to decide whether to accept or reject hypotheses or to determine whether observed samples differ significantly from expected results are called *tests of hypotheses*, *tests of significance*, or *rules of decision*. For example, a set of z values outside the range -1.96 to 1.96 (at the 0.05 level of significance for a two-tailed test), constitute what is called the critical region or region of rejection of the hypothesis. The set of z results inside the range -1.96 to 1.96 could then be called the region of acceptance of the hypothesis.

Example 9 In the past a method gave $\mu = 0.050\%$. A recent set of 10 results gave $\bar{x} = 0.053\%$ and $s = 0.003\%$. Is everything satisfactory at a level of significance of 0.05? Of 0.01?

We wish to decide between the hypotheses:

$H_0: \mu = 0.050\%$ and the method is working properly, and

$H_1: \mu \neq 0.050\%$ and the method is not working properly.

A *two-tailed test* is required; that is, both tails on the distribution curve are involved:

$$t = \frac{0.053 - 0.050}{0.003} \sqrt{10 - 1} = -3.00$$

Enter Table 2.27 for nine degrees of freedom under the column headed $t_{0.975}$ for the 0.05 level of significance, and the column $t_{0.995}$ for the 0.01 level of significance. At the 0.05 level, accept H_0 if t lies inside the interval $-t_{0.975}$ to $t_{0.975}$, that is, within -2.26 and 2.26 ; reject otherwise. Since $t = -3.00$, we reject H_0 . At the 0.01 level of significance, the corresponding interval is -3.25 to 3.25 , which t lies within, indicating acceptance of H_0 . Because we can reject H_0 at the 0.05 level but not at the 0.01 level of significance, we can say that the sample results are probably significant and that the method is working properly.

Let us digress a moment and consider when a two-tailed test is needed, and what a one-tailed test implies. We “assume” that the measurements can be described by the curve shown in Fig. 2.10. If so, then 95% of the time a sample from the specified population will fall within the indicated range and 5% of the time it will fall outside; 2.5% of the time it is outside on the high side of the range, and 2.5% of the time it is below the low side of the range. Our assumption implies that if μ does not equal the hypothesized value, the probability of its being above the hypothesized value is equal to the probability of its being below the hypothesized value.

There will be incidences when the foregoing assumptions for a two-tailed test will not be true. Perhaps some physical situation prevents μ from ever being less than the hypothesized value; it can only be equal or greater. No results would ever fall below the low end of the confidence interval; only the upper end of the distribution is operative. Now random samples will exceed the upper bound only 2.5% of the time, not the 5% specified in two-tail testing. Thus, where the possible values are restricted, what was supposed to be a hypothesis test at the 95% confidence level is actually being performed at a 97.5% confidence level. Stated in another way, 95% of the population data lie within the interval below $\mu + 1.65\sigma$ and 5% lie above. Of course, the opposite situation might also occur and only the lower end of the distribution is operative.

Example 10 Six samples from a bulk chemical shipment averaged 77.50% active ingredient with $s = 1.45\%$. The manufacturer claimed 80.00%. Can this claim be supported?

A one-tailed test is required since the alternative hypothesis states that the population parameter is equal to or less than the hypothesized value.

$$t = \frac{77.50 - 80.00}{1.45} \sqrt{6 - 1} = 3.86$$

Since $t_{0.95} = -2.01$, and $t_{0.99} = -3.36$, the hypothesis is rejected at both the 0.05 and the 0.01 levels of significance. It is extremely unlikely that the claim is justified.

2.3.8 The Chi-square (χ^2) Distribution

The χ^2 distribution describes the behavior of variances. Actually there is not a single χ^2 distribution but a whole set of distributions. Each distribution depends upon the number of degrees of freedom (designated variously as df , $d.f.$, or f) in that distribution. Table 2.28 is laid out so that the horizontal axis is labeled with probability levels, while the vertical axis is listed in descending order of increasing number of degrees of freedom. The entries increase both as you read down and across the table. Although Table 2.28 does not display the values for the mid-range of the distributions, at the 50% point of each distribution, the expected value of χ^2 is equal to the degrees of freedom. Estimates of the variance are uncertain when based only on a few degrees of freedom. With the 10 samples in Example 11, the standard deviation can vary by a large factor purely by random chance alone. Even 31 samples gives a spread of standard deviation of 2.6 at the 95% confidence level.

Understanding the χ^2 distribution allows us to calculate the expected values of random variables that are normally and independently distributed. In least squares multiple regression, or in calibration work in general, there is a basic assumption that the error in the response variable is random and normally distributed, with a variance that follows a χ^2 distribution.

Confidence limits for an estimate of the variance may be calculated as follows. For each group of samples a standard deviation is calculated. These estimates of σ possess a distribution called the χ^2 distribution:

$$\chi^2 = \frac{s^2}{\sigma^2/df} \quad (2.15)$$

The upper and lower confidence limits for the standard deviation are obtained by dividing $(N - 1)s^2$ by two entries taken from Table 2.28. The estimate of variance at the 90% confidence limits is for use in the entries $\chi_{0.05}^2$ and $\chi_{0.95}^2$ (for 5% and 95%) with N degrees of freedom.

Example 11 The variance obtained for 10 samples is $(0.65)^2$. σ^2 is known to be $(0.75)^2$. How reliable is s^2 as an estimate of σ^2 ?

$$\frac{s^2(N - 1)}{\chi_{0.975}^2} < \sigma^2 < \frac{s^2(N - 1)}{\chi_{0.025}^2}$$

$$\frac{(0.65)^2(10 - 1)}{19.02} < \sigma^2 < \frac{(0.65)^2(10 - 1)}{2.70}$$

$$0.20 < \sigma^2 < 1.43$$

Thus, only one time in 40 will $9s^2/\sigma^2$ be less than 2.70 by chance alone. Similarly, only one time

TABLE 2.28 Percentile Values for the Chi-square (χ^2) Distribution

df	$\chi^2_{0.995}$	$\chi^2_{0.99}$	$\chi^2_{0.975}$	$\chi^2_{0.95}$	$\chi^2_{0.90}$	$\chi^2_{0.75}$	$\chi^2_{0.50}$	$\chi^2_{0.25}$	$\chi^2_{0.10}$	$\chi^2_{0.05}$	$\chi^2_{0.025}$	$\chi^2_{0.01}$	$\chi^2_{0.005}$
1	7.88	6.63	5.02	3.84	2.71	1.32	0.455	0.102	0.0158	0.0039	0.0010	0.0002	0.0000
2	10.6	9.21	7.38	5.99	4.61	2.77	1.39	0.575	0.211	0.103	0.0506	0.0201	0.0100
3	12.8	11.3	9.35	7.81	6.25	4.11	2.37	1.21	0.584	0.352	0.216	0.115	0.072
4	14.9	13.3	11.1	9.49	7.78	5.39	3.36	1.92	1.06	0.711	0.484	0.297	0.207
5	16.7	15.1	12.8	11.1	9.24	6.63	4.35	2.67	1.61	1.15	0.831	0.554	0.412
6	18.5	16.8	14.4	12.6	10.6	7.84	5.35	3.45	2.20	1.64	1.24	0.872	0.676
7	20.3	18.5	16.0	14.1	12.0	9.04	6.35	4.25	2.83	2.17	1.69	1.24	0.989
8	22.0	20.1	17.5	15.5	13.4	10.2	7.34	5.07	3.49	2.73	2.18	1.65	1.34
9	23.6	21.7	19.0	16.9	14.7	11.4	8.34	5.90	4.17	3.33	2.70	2.09	1.73
10	25.2	23.2	20.5	18.3	16.0	12.5	9.34	6.74	4.87	3.94	3.25	2.56	2.16
11	26.8	24.7	21.9	19.7	17.3	13.7	10.3	7.58	5.58	4.57	3.82	3.05	2.60
12	28.3	26.2	23.3	21.0	18.5	14.8	11.3	8.44	6.30	5.23	4.40	3.57	3.07
13	29.8	27.7	24.7	22.4	19.8	16.0	12.3	9.30	7.04	5.89	5.01	4.11	3.57
14	31.3	29.1	26.1	23.7	21.1	17.1	13.3	10.2	7.79	6.57	5.63	4.66	4.07
15	32.8	30.6	27.5	25.0	22.3	18.2	14.3	11.0	8.55	7.26	6.26	5.23	4.60
16	34.3	32.0	28.8	26.3	23.5	19.4	15.3	11.9	9.31	7.96	6.91	5.81	5.14
17	35.7	33.4	30.2	27.6	24.8	20.5	16.3	12.8	10.1	8.67	7.56	6.41	5.70
18	37.2	34.8	31.5	28.9	26.0	21.6	17.3	13.7	10.9	9.39	8.23	7.01	6.26
19	38.6	36.2	32.9	30.1	27.2	22.7	18.3	14.6	11.7	10.1	8.91	7.63	6.84
20	40.0	37.6	34.2	31.4	28.4	23.8	19.3	15.5	12.4	10.9	9.59	8.26	7.43
21	41.4	38.9	35.5	32.7	29.6	24.9	20.3	16.3	13.2	11.6	10.3	8.90	8.03
22	42.8	40.3	36.8	33.9	30.8	26.0	21.3	17.2	14.0	12.3	11.0	9.54	8.64
23	44.2	41.6	38.1	35.2	32.0	27.1	22.3	18.1	14.8	13.1	11.7	10.2	9.26
24	45.6	43.0	39.4	36.4	33.2	28.2	23.3	19.0	15.7	13.8	12.4	10.9	9.89
25	46.9	44.3	40.6	37.7	34.4	29.3	24.3	19.9	16.5	14.6	13.1	11.5	10.5
26	48.3	45.6	41.9	38.9	35.6	30.4	25.3	20.8	17.3	15.4	13.8	12.2	11.2
27	49.6	47.0	43.2	40.1	36.7	31.5	26.3	21.7	18.1	16.2	14.6	12.9	11.8
28	51.0	48.3	44.5	41.3	37.9	32.6	27.3	22.7	18.9	16.9	15.39	13.6	12.5
29	52.3	49.6	45.7	42.6	39.1	33.7	28.3	23.6	19.8	17.7	16.0	14.3	13.1
30	53.7	50.9	47.0	43.8	40.3	34.8	29.3	24.5	20.6	18.5	16.8	15.0	13.8
40	66.8	63.7	59.3	55.8	51.8	45.6	39.3	33.7	29.1	26.5	24.4	22.2	20.7
50	79.5	76.2	71.4	67.5	63.2	56.3	49.3	42.9	37.7	34.8	32.4	29.7	28.0
60	92.0	88.4	83.3	79.1	74.4	67.0	59.3	52.3	46.5	43.2	40.5	37.5	35.5
70	104.2	100.4	95.0	90.5	85.5	77.6	69.3	61.7	55.3	51.7	48.8	45.4	43.3
80	116.3	112.3	106.6	101.9	96.6	88.1	79.3	71.1	64.3	60.4	57.2	53.5	51.2
90	128.3	124.1	118.1	113.1	107.6	98.6	89.3	80.6	73.3	69.1	65.6	61.8	59.2
100	140.2	135.8	129.6	124.3	118.5	109.1	99.3	90.1	82.4	77.9	74.2	70.1	67.3

in 40 will $9s^2/\sigma^2$ be greater than 19.02. Consequently, it is not unlikely that s^2 is a reliable estimate of σ^2 .

Stated differently:

$$\text{Upper limit: } \sigma^2 = 9s^2/2.7 = 3.3s^2$$

$$\text{Lower limit: } \sigma^2 = 9s^2/19.02 = 0.48s^2$$

Ten measurements give an estimate of σ^2 that may be as much as 3.3 times or only about one-half the true variance.

2.3.9 The F Statistic

The F statistic, along with the z , t , and χ^2 statistics, constitute the group that are thought of as fundamental statistics. Collectively they describe all the relationships that can exist between means and standard deviations. To perform an F test, we must first verify the randomness and independence of the errors. If $\sigma_1^2 = \sigma_2^2$, then s_1^2/s_2^2 will be distributed properly as the F statistic. If the calculated F is outside the confidence interval chosen for that statistic, then this is evidence that $\sigma_1^2 \neq \sigma_2^2$.

The F statistic describes the distribution of the ratios of variances of two sets of samples. It requires three table labels: the probability level and the two degrees of freedom. Since the F distribution requires a three-dimensional table which is effectively unknown, the F tables are presented as large sets of two-dimensional tables. The F distribution in Table 2.29 has the different numbers of degrees of freedom for the denominator variance placed along the vertical axis, while in each table the two horizontal axes represent the numerator degrees of freedom and the probability level. Only two probability levels are given in Table 2.29: the upper 5% points ($F_{0.95}$) and the upper 1% points ($F_{0.99}$). More extensive tables of statistics will list additional probability levels, and they should be consulted when needed.

It is possible to compare the means of two relatively small sets of observations when the variances within the sets can be regarded as the same, as indicated by the F test. One can consider the distribution involving estimates of the true variance. With s_1^2 determined from a group of N_1 observations and s_2^2 from a second group of N_2 observations, the distribution of the ratio of the sample variances is given by the F statistic:

$$F = \frac{s_1^2/\sigma_1^2}{s_2^2/\sigma_2^2} \quad (2.16)$$

The larger variance is placed in the numerator. For example, the F test allows judgment regarding the existence of a significant difference in the precision between two sets of data or between two analysts. The hypothesis assumed is that both variances are indeed alike and a measure of the same σ .

The fact that each sample variance is related to its own population variance means that the sample variance being used for the calculation need not come from the same population. This is a significant departure from the assumptions inherent in the z , t , and χ^2 statistics.

Example 12 Suppose Analyst A made five observations and obtained a standard deviation of 0.06, where Analyst B with six observations obtained $s_B = 0.03$. The experimental variance ratio is:

$$F = \frac{(0.06)^2}{(0.03)^2} = 4.00$$

From Table 2.28 with four degrees of freedom for A and five degrees of freedom for B , the value of F would exceed 5.19 five percent of the time. Therefore, the null hypothesis is valid, and comparable skills are exhibited by the two analysts.

As applied in Example 12, the F test was one-tailed. The F test may also be applied as a two-tailed test in which the alternative to the null hypothesis is $\sigma_1^2 \neq \sigma_2^2$. This doubles the probability that the null hypothesis is invalid and has the effect of changing the confidence level, in the above example, from 95% to 90%.

If improvement in precision is claimed for a set of measurements, the variance for the set against which comparison is being made should be placed in the numerator, regardless of magnitude. An experimental F smaller than unity indicates that the claim for improved precision cannot be supported. The technique just given for examining whether the precision varies with the two different analytical procedures, also serves to compare the precision with different materials, or with different operators, laboratories, or sets of equipment.

TABLE 2.29 *F* Distribution

Interpolation should be performed using reciprocals of the degrees of freedom.

Upper 5% points ($F_{0.95}$)																			
Degrees of freedom for denominator	Degrees of freedom for numerator																		
	1	2	3	4	5	6	7	8	9	10	12	15	20	24	30	40	60	120	∞
1	161	200	216	225	230	234	237	239	241	242	244	246	248	249	250	251	252	253	254
2	18.5	19.0	19.2	19.2	19.3	19.3	19.4	19.4	19.4	19.4	19.4	19.4	19.4	19.5	19.5	19.5	19.5	19.5	19.5
3	10.1	9.55	9.28	9.12	9.01	8.94	8.89	8.85	8.81	8.79	8.74	8.70	8.66	8.64	8.62	8.59	8.57	8.55	8.53
4	7.71	6.94	6.59	6.39	6.26	6.16	6.09	6.04	6.00	5.96	5.91	5.86	5.80	5.77	5.75	5.72	5.69	5.66	5.63
5	6.61	5.79	5.41	5.19	5.05	4.95	4.88	4.82	4.77	4.74	4.68	4.62	4.56	4.53	4.50	4.46	4.43	4.40	4.37
6	5.99	5.14	4.76	4.53	4.39	4.28	4.21	4.15	4.10	4.06	4.00	3.94	3.87	3.84	3.81	3.77	3.74	3.70	3.67
7	5.59	4.74	4.35	4.12	3.97	3.87	3.79	3.73	3.68	3.64	3.57	3.51	3.44	3.41	3.38	3.34	3.30	3.27	3.23
8	5.32	4.46	4.07	3.84	3.69	3.58	3.50	3.44	3.39	3.35	3.28	3.22	3.15	3.12	3.08	3.04	3.01	2.97	2.93
9	5.12	4.26	3.86	3.63	3.48	3.37	3.29	3.23	3.18	3.14	3.07	3.01	2.94	2.90	2.86	2.83	2.79	2.75	2.71
10	4.96	4.10	3.71	3.48	3.33	3.22	3.14	3.07	3.02	2.98	2.91	2.85	2.77	2.74	2.70	2.66	2.62	2.58	2.54
11	4.84	3.98	3.59	3.36	3.20	3.09	3.01	2.95	2.90	2.85	2.79	2.72	2.65	2.61	2.57	2.53	2.49	2.45	2.40
12	4.75	3.89	3.49	3.26	3.11	3.00	2.91	2.85	2.80	2.75	2.69	2.62	2.54	2.51	2.47	2.43	2.38	2.34	2.30
13	4.67	3.81	3.41	3.18	3.03	2.92	2.83	2.77	2.71	2.67	2.60	2.53	2.46	2.42	2.38	2.34	2.30	2.25	2.21
14	4.60	3.74	3.34	3.11	2.96	2.85	2.76	2.70	2.65	2.60	2.53	2.46	2.39	2.35	2.31	2.27	2.22	2.18	2.13
15	4.54	3.68	3.29	3.06	2.90	2.79	2.71	2.64	2.59	2.54	2.48	2.40	2.33	2.29	2.25	2.20	2.16	2.11	2.07
16	4.49	3.63	3.24	3.01	2.85	2.74	2.66	2.59	2.54	2.49	2.42	2.35	2.28	2.24	2.19	2.15	2.11	2.06	2.01
17	4.45	3.59	3.20	2.96	2.81	2.70	2.61	2.55	2.49	2.45	2.38	2.31	2.23	2.19	2.15	2.10	2.06	2.01	1.96
18	4.41	3.55	3.16	2.93	2.77	2.66	2.58	2.51	2.46	2.41	2.34	2.27	2.19	2.15	2.11	2.06	2.02	1.97	1.92
19	4.38	3.52	3.13	2.90	2.74	2.63	2.54	2.48	2.42	2.38	2.31	2.23	2.16	2.11	2.07	2.03	1.98	1.93	1.88
20	4.35	3.49	3.10	2.87	2.71	2.60	2.51	2.45	2.39	2.35	2.28	2.20	2.12	2.08	2.04	1.99	1.95	1.90	1.84
21	4.32	3.47	3.07	2.84	2.68	2.57	2.49	2.42	2.37	2.32	2.25	2.18	2.10	2.05	2.01	1.96	1.92	1.87	1.81
22	4.30	3.44	3.05	2.82	2.66	2.55	2.46	2.40	2.34	2.30	2.23	2.15	2.07	2.03	1.98	1.94	1.89	1.84	1.78
23	4.28	3.42	3.03	2.80	2.64	2.53	2.44	2.37	2.32	2.27	2.20	2.13	2.05	2.01	1.96	1.91	1.86	1.81	1.76
24	4.26	3.40	3.01	2.78	2.62	2.51	2.42	2.36	2.30	2.25	2.18	2.11	2.03	1.98	1.94	1.89	1.84	1.79	1.73
25	4.24	3.39	2.99	2.76	2.60	2.49	2.40	2.34	2.28	2.24	2.16	2.09	2.01	1.96	1.92	1.87	1.82	1.77	1.71
30	4.17	3.32	2.92	2.69	2.53	2.42	2.33	2.27	2.21	2.16	2.09	2.01	1.93	1.89	1.84	1.79	1.74	1.68	1.62
40	4.08	3.23	2.84	2.61	2.45	2.34	2.25	2.18	2.12	2.08	2.00	1.92	1.84	1.79	1.74	1.69	1.64	1.58	1.51
60	4.00	3.15	2.76	2.53	2.37	2.25	2.17	2.10	2.04	1.99	1.92	1.84	1.75	1.70	1.65	1.59	1.53	1.47	1.39
120	3.92	3.07	2.68	2.45	2.29	2.18	2.09	2.02	1.96	1.91	1.83	1.75	1.66	1.61	1.55	1.50	1.43	1.35	1.25
∞	3.84	3.00	2.60	2.37	2.21	2.10	2.01	1.94	1.88	1.83	1.75	1.67	1.57	1.52	1.46	1.39	1.32	1.22	1.00

TABLE 2.29 *F* Distribution (Continued)

Degrees of freedom for denominator	Upper 1% points ($F_{0.99}$)																		
	Degrees of freedom for numerator																		
	1	2	3	4	5	6	7	8	9	10	12	15	20	24	30	40	60	120	∞
1	4052	5000	5403	5625	5764	5859	5928	5982	6023	6056	6106	6157	6209	6235	6261	6287	6313	6339	6366
2	98.5	99.0	99.2	99.2	99.3	99.3	99.4	99.4	99.4	99.4	99.4	99.4	99.4	99.5	99.5	99.5	99.5	99.5	99.5
3	34.1	30.8	29.5	28.7	28.2	27.9	27.7	27.5	27.3	27.2	27.1	26.9	26.7	26.6	26.5	26.4	26.3	26.2	26.1
4	21.2	18.0	16.7	16.0	15.5	15.2	15.0	14.8	14.7	14.5	14.4	14.2	14.0	13.9	13.8	13.7	13.7	13.6	13.5
5	16.3	13.3	12.1	11.4	11.0	10.7	10.5	10.3	10.2	10.1	9.89	9.72	9.55	9.47	9.38	9.29	9.20	9.11	9.02
6	13.7	10.9	9.78	9.15	8.75	8.47	8.26	8.10	7.98	7.87	7.72	7.56	7.40	7.31	7.23	7.14	7.06	6.97	6.88
7	12.2	9.55	8.45	7.85	7.46	7.19	6.99	6.84	6.72	6.62	6.47	6.31	6.16	6.07	5.99	5.91	5.82	5.74	5.65
8	11.3	8.65	7.59	7.01	6.63	6.37	6.18	6.03	5.91	5.81	5.67	5.52	5.36	5.28	5.20	5.12	5.03	4.95	4.86
9	10.6	8.02	6.99	6.42	6.06	5.80	5.61	5.47	5.35	5.26	5.11	4.96	4.81	4.73	4.65	4.57	4.48	4.40	4.31
10	10.0	7.56	6.55	5.99	5.64	5.39	5.20	5.06	4.94	4.85	4.71	4.56	4.41	4.33	4.25	4.17	4.08	4.00	3.91
11	9.65	7.21	6.22	5.67	5.32	5.07	4.89	4.74	4.63	4.54	4.40	4.25	4.10	4.02	3.94	3.86	3.78	3.69	3.60
12	9.33	6.93	5.95	5.41	5.06	4.82	4.64	4.50	4.39	4.30	4.16	4.01	3.86	3.78	3.70	3.62	3.54	3.45	3.36
13	9.07	6.70	5.74	5.21	4.86	4.62	4.44	4.30	4.19	4.10	3.96	3.82	3.66	3.59	3.51	3.43	3.34	3.25	3.17
14	8.86	6.51	5.56	5.04	4.70	4.46	4.28	4.14	4.03	3.94	3.80	3.66	3.51	3.43	3.35	3.27	3.18	3.09	3.00
15	8.68	6.36	5.42	4.89	4.56	4.32	4.14	4.00	3.89	3.80	3.67	3.52	3.37	3.29	3.21	3.13	3.05	2.96	2.87
16	8.53	6.23	5.29	4.77	4.44	4.20	4.03	3.89	3.78	3.69	3.55	3.41	3.26	3.18	3.10	3.02	2.93	2.84	2.75
17	8.40	6.11	5.19	4.67	4.34	4.10	3.93	3.79	3.68	3.59	3.46	3.31	3.16	3.08	3.00	2.92	2.83	2.75	2.65
18	8.29	6.01	5.09	4.58	4.25	4.01	3.84	3.71	3.60	3.51	3.37	3.23	3.08	3.00	2.92	2.84	2.75	2.66	2.57
19	8.19	5.93	5.01	4.50	4.17	3.94	3.77	3.63	3.52	3.43	3.30	3.15	3.00	2.92	2.84	2.76	2.67	2.58	2.49
20	8.10	5.85	4.94	4.43	4.10	3.87	3.70	3.56	3.46	3.37	3.23	3.09	2.94	2.86	2.78	2.69	2.61	2.52	2.42
21	8.02	5.78	4.87	4.37	4.04	3.81	3.64	3.51	3.40	3.31	3.17	3.03	2.88	2.80	2.72	2.64	2.55	2.46	2.36
22	7.95	5.72	4.82	4.31	3.99	3.76	3.59	3.45	3.35	3.26	3.12	2.98	2.83	2.75	2.67	2.58	2.50	2.40	2.31
23	7.88	5.66	4.76	4.26	3.94	3.71	3.54	3.41	3.30	3.21	3.07	2.93	2.78	2.70	2.62	2.54	2.45	2.35	2.26
24	7.82	5.61	4.72	4.22	3.90	3.67	3.50	3.36	3.26	3.17	3.03	2.89	2.74	2.66	2.58	2.49	2.40	2.31	2.21
25	7.77	5.57	4.68	4.18	3.86	3.63	3.46	3.32	3.22	3.13	2.99	2.85	2.70	2.62	2.53	2.45	2.36	2.27	2.17
30	7.56	5.39	4.51	4.02	3.70	3.47	3.30	3.17	3.07	2.98	2.84	2.70	2.55	2.47	2.39	2.30	2.21	2.11	2.01
40	7.31	5.18	4.31	3.83	3.51	3.29	3.12	2.99	2.89	2.80	2.66	2.52	2.37	2.29	2.20	2.11	2.02	1.92	1.80
60	7.08	4.98	4.13	3.65	3.34	3.12	2.95	2.82	2.72	2.63	2.50	2.35	2.20	2.12	2.03	1.94	1.84	1.73	1.60
120	6.85	4.79	3.95	3.48	3.17	2.96	2.79	2.66	2.56	2.47	2.34	2.19	2.03	1.95	1.86	1.76	1.66	1.53	1.38
∞	6.63	4.61	3.78	3.32	3.02	2.80	2.64	2.51	2.41	2.32	2.18	2.04	1.88	1.79	1.70	1.59	1.47	1.32	1.00

2.3.10 Curve Fitting

Very often in practice a relationship is found (or known) to exist between two or more variables. It is frequently desirable to express this relationship in mathematical form by determining an equation connecting the variables.

The first step is the collection of data showing corresponding values of the variables under consideration. From a scatter diagram, a plot of Y (ordinate) versus X (abscissa), it is often possible to visualize a smooth curve approximating the data. For purposes of reference, several types of approximating curves and their equations are listed. All letters other than X and Y represent constants.

- | | |
|--|-----------------------------|
| 1. $Y = a_0 + a_1X$ | Straight line |
| 2. $Y = a_0 + a_1X + a_2X^2$ | Parabola or quadratic curve |
| 3. $Y = a_0 + a_1X + a_2X^2 + a_3X^3$ | Cubic curve |
| 4. $Y = a_0 + a_1X + a_2 + \cdot \cdot \cdot + a_nX^n$ | n th degree curve |

As other possible equations (among many) used in practice, these may be mentioned:

- | | |
|--|----------------------------|
| 5. $Y = (a_0 + a_1X)^{-1}$ or $1/Y = a_0 + a_1X$ | Hyperbola |
| 6. $Y = ab^X$ or $\log Y = \log a + (\log b)_X$ | Exponential curve |
| 7. $Y = aX^b$ or $\log Y = \log a + b \log X$ | Geometric curve |
| 8. $Y = ab^X + g$ | Modified exponential curve |
| 9. $Y = aX^n + g$ | Modified geometric curve |

When we draw a scatter plot of all X versus Y data, we see that some sort of shape can be described by the data points. From the scatter plot we can take a basic guess as to which type of curve will best describe the X — Y relationship. To aid in the decision process, it is helpful to obtain scatter plots of transformed variables. For example, if a scatter plot of $\log Y$ versus X shows a linear relationship, the equation has the form of number 6 above, while if $\log Y$ versus $\log X$ shows a linear relationship, the equation has the form of number 7. To facilitate this we frequently employ special graph paper for which one or both scales are calibrated logarithmically. These are referred to as *semilog* or *log-log graph paper*, respectively.

2.3.10.1 The Least Squares or Best-fit Line. The simplest type of approximating curve is a straight line, the equation of which can be written as in form number 1 above. It is customary to employ the above definition when X is the independent variable and Y is the dependent variable.

To avoid individual judgment in constructing any approximating curve to fit sets of data, it is necessary to agree on a definition of a *best-fit line*. One could construct what would be considered the best-fit line through the plotted pairs of data points. For a given value of X_1 , there will be a difference D_1 between the value Y_1 and the constituent value \hat{Y} as determined by the calibration model. Since we are assuming that all the errors are in Y , we are seeking the best-fit line that minimizes the deviations in the Y direction between the experimental points and the calculated line. This condition will be met when the sum of squares for the differences, called residuals (or the sum of squares due to error),

$$\sum_{i=1}^N (Y_i - \hat{Y}_i)^2 \equiv \sum (D_1^2 + D_2^2 + \cdots + D_N^2)$$

is the least possible value when compared to all other possible lines fitted to that data. If the sum of squares for residuals is equal to zero, the calibration line is a perfect fit to the data. With a

mathematical treatment known as linear regression, one can find the “best” straight line through these real world points by minimizing the residuals.

This calibration model for the best-fit fit line requires that the line pass through the “centroid” of the points (\bar{X}, \bar{Y}) . It can be shown that:

$$b = \frac{\sum_i (X_i - \bar{X})(Y_i - \bar{Y})}{\sum_i (X_i - \bar{X})^2} \quad (2.17)$$

$$a = \bar{Y} - b\bar{X} \quad (2.18)$$

The line thus calculated is known as the line of regression of Y on X , that is, the line indicating how Y varies when X is set to chosen values.

If X is the dependent variable, the definition is modified by considering horizontal instead of vertical deviations. In general these two definitions lead to different least square curves.

Example 13 The following data were recorded for the potential E of an electrode, measured against the saturated calomel electrode, as a function of concentration C (moles liter⁻¹).

$-\log C$	$E, \text{ mV}$	$-\log C$	$E, \text{ mV}$
1.00	106	2.10	174
1.10	115	2.20	182
1.20	121	2.40	187
1.50	139	2.70	211
1.70	153	2.90	220
1.90	158	3.00	226

Fit the best straight line to these data; X_i represents $-\log C$, and Y_i represents E . We will perform the calculation manually, using the following tabular lay-out.

X_i	Y_i	$(X_i - \bar{X})$	$(X_i - \bar{X})^2$	$(Y_i - \bar{Y})$	$(X_i - \bar{X})(Y_i - \bar{Y})$
1.00	106	-0.975	0.951	-60	58.5
1.10	115	-0.875	0.766	-51	44.6
1.20	121	-0.775	0.600	-45	34.9
1.50	139	-0.475	0.226	-27	12.8
1.70	153	-0.275	0.076	-13	3.6
1.90	158	-0.075	0.006	-8	0.6
2.10	174	+0.125	0.016	8	1.0
2.20	182	0.225	0.051	16	3.6
2.40	187	0.425	0.181	21	8.9
2.70	211	0.725	0.526	45	32.6
2.90	220	0.925	0.856	54	50.0
3.00	226	1.025	1.051	60	61.5

$$\sum X_i, 23.7 \quad \sum Y_i, 1992 \quad \sum 0 \quad \sum 5.306 \quad \sum 0 \quad \sum 312.6$$

$$\bar{X} = 1.975 \quad \bar{Y} = 166$$

Now substituting the proper terms into Equation 17, the slope is:

$$b = \frac{312.6}{5.306} = 58.91$$

and from Equation 18, and substituting the “centroid” values of the points (\bar{X} , \bar{Y}), the intercept is:

$$a = 166 - 58.91(1.975) = 49.64$$

The best-fit equation is therefore:

$$E = 49.64 - 58.91 \log C$$

2.3.10.2 Errors in the Slope and Intercept of the Best-fit Line. Upon examination of the plot of pairs of data points, the calibration line, it will be obvious that the precision involved in analyzing an unknown sample will be considerably poorer than that indicated by replicate error alone. The scatter of these original points about the calibration line is a good measure of the error to be expected in analyzing an unknown sample. And this same error is considerably larger than the replication error because it will include other sources of variability due to a variety of causes. One possible source of variability might be the presence of different amounts of an extraneous material in the various samples used to establish the calibration curve. While this variability causes scatter about the calibration curve, it will not be reflected in the replication error of any one sample if the sample is homogeneous.

The scatter of the points around the calibration line or random errors are of importance since the best-fit line will be used to estimate the concentration of test samples by interpolation. The method used to calculate the random errors in the values for the slope and intercept is now considered. We must first calculate the standard deviation s_{YX} , which is given by:

$$s_{YX} = \sqrt{\frac{\sum_i (Y_i - \hat{Y})^2}{N - 2}} \quad (2.19)$$

Equation 19 utilizes the *Y-residuals*, $Y_i - \hat{Y}$, where \hat{Y}_i are the points on the calculated best-fit line or the fitted Y_i values. The appropriate number of degrees of freedom is $N - 2$; the minus 2 arises from the fact that linear calibration lines are derived from both a slope and an intercept which leads to a loss of two degrees of freedom.

Now we can calculate the standard deviations for the slope and the intercept. These are given by:

$$s_b = \frac{s_{YX}}{\sqrt{\sum_i (X_i - \bar{X})^2}} \quad (2.20)$$

$$s_a = s_{YX} \sqrt{\frac{\sum_i X_i^2}{N \sum_i (X_i - \bar{X})^2}} \quad (2.21)$$

The confidence limits for the slope are given by $b \pm t_b$, where the t -value is taken at the desired confidence level and $(N - 2)$ degrees of freedom. Similarly, the confidence limits for the intercept are given by $a \pm ts_a$. The closeness of \hat{x} to x_i is answered in terms of a confidence interval for x_0 that extends from an upper confidence (UCL) to a lower confidence (LCL) level. Let us choose 95% for the confidence interval. Then, remembering that this is a two-tailed test (UCL and LCL), we obtain from a table of Student's t distribution the critical value of t_c ($t_{0.975}$) and the appropriate number of degrees of freedom.

Example 14 For the best-fit line found in Example 13, express the result in terms of confidence intervals for the slope and intercept. We will choose 95% for the confidence interval.

The standard deviation s_{YX} is given by Equation 19, but first a supplementary table must be constructed for the Y residuals and other data which will be needed in subsequent equations.

\hat{Y}	$(Y_i - \hat{Y})$	$(Y_i - \hat{Y})^2$	X_i^2
108.6	2.55	6.50	1.00
114.4	-0.56	0.31	1.21
120.3	-0.67	0.45	1.44
138.0	-1.00	1.00	2.25
149.8	-3.21	10.32	2.89
161.6	3.57	12.94	3.61
173.4	-0.65	0.42	4.41
179.2	-2.76	7.61	4.84
191.0	4.02	16.16	5.76
208.7	-2.30	5.30	7.29
220.5	0.48	0.23	8.41
226.4	0.40	0.16	9.00
	$\Sigma 61.20$	$\Sigma 52.11$	

Now substitute the appropriate values into Equation 19 where there are $12 - 2 = 10$ degrees of freedom:

$$s_{YX} = \sqrt{\frac{61.20}{10}} = 2.47$$

We can now calculate s_b and s_a from Equations 20 and 21, respectively:

$$s_b = \frac{s_{YX}}{\sqrt{5.31}} = 1.07$$

and

$$s_a = 2.47 \sqrt{\frac{52.11}{12(5.306)}} = 2.23$$

Now, using a two-tailed value for Student's t :

$$b \pm ts_b = 58.91 \pm 2.23(1.07) = 58.91 \pm 2.39$$

$$a \pm ts_a = 49.64 \pm 2.23(2.23) = 49.64 \pm 4.97$$

The best-fit equation expressed in terms of the confidence intervals for the slope and intercept is:

$$E = (49.6_4 \pm 5.0) - (58.9_1 \pm 2.43) \log C$$

To conclude the discussion about the best-fit line, the following relationship can be shown to exist among Y , \hat{Y} , and \bar{Y} :

$$\sum_{i=1}^N (Y_i - \bar{Y})^2 = \sum_{i=1}^N (\hat{Y}_i - \bar{Y})^2 + \sum_{i=1}^N (Y_i - \hat{Y}_i)^2 \quad (2.22)$$

The term on the left-hand side is a constant and depends only on the constituent values provided by the reference laboratory and does not depend in any way upon the calibration. The two terms on the right-hand side of the equation show how this constant value is apportioned between the two quantities that are themselves summations, and are referred to as the sum of squares due to regression and the sum of squares due to error. The latter will be the smallest possible value that it can possibly be for the given data.

2.3.11 Control Charts

It is often important in practice to know when a process has changed sufficiently so that steps may be taken to remedy the situation. Such problems arise in quality control where one must, often quickly, decide whether observed changes are due to simple chance fluctuations or to actual changes in the amount of a constituent in successive production lots, mistakes of employees, etc. Control charts provide a useful and simple method for dealing with such problems.

The chart consists of a central line and two pairs of limit lines or simply of a central line and one pair of control limits. By plotting a sequence of points in order, a continuous record of the quality characteristic is made available. Trends in data or sudden lack of precision can be made evident so that the causes may be sought.

The control chart is set up to answer the question of whether the data are in statistical control, that is, whether the data may be regarded as random samples from a single population of data. Because of this feature of testing for randomness, the control chart may be useful in searching out systematic sources of error in laboratory research data as well as in evaluating plant-production or control-analysis data.¹

To set up a control chart, individual observations might be plotted in sequential order and then compared with control limits established from sufficient past experience. Limits of $\pm 1.96\sigma$ corresponding to a confidence level of 95%, might be set for control limits. The probability of a future observation falling outside these limits, based on chance, is only 1 in 20. A greater proportion of scatter might indicate a nonrandom distribution (a systematic error). It is common practice with some users of control charts to set inner control limits, or warning limits, at $\pm 1.96\sigma$ and outer control limits of $\pm 3.00\sigma$. The outer control limits correspond to a confidence level of 99.8%, or a probability of 0.002 that a point will fall outside the limits. One-half of this probability corresponds to a high result and one-half to a low result. However, other confidence limits can be used as well; the choice in each case depends on particular circumstances.

Special attention should be paid to one-sided deviation from the control limits, because systematic errors more often cause deviation in one direction than abnormally wide scatter. Two systematic errors of opposite sign would of course cause scatter, but it is unlikely that both would have entered at the same time. It is not necessary that the control chart be plotted in a time sequence. In any

¹ G. Wernimont, *Ind. Eng. Chem., Anal. Ed.* **18**:587 (1946); J. A. Mitchell, *ibid.* **19**:961 (1947).

situation where relatively large numbers of units or small groups are to be compared, the control chart is a simple means of indicating whether any unit or group is out of line. Thus laboratories, production machines, test methods, or analysts may be put arbitrarily into a horizontal sequence.

Usually it is better to plot the means of small groups of observations on a control chart, rather than individual observations. The random scatter of averages of pairs of observations is $1/(2)^{1/2} = 0.71$ as great as that of single observations, and the likelihood of two "wild" observations in the same direction is vanishing small. The groups of two to five observations should be chosen in such a way that only change variations operate within the group, whereas assignable causes are sought for variations between groups. If duplicate analyses are performed each day, the pairs form logical groups.

Some measure of dispersion of the subgroup data should also be plotted as a parallel control chart. The most reliable measure of scatter is the standard deviation. For small groups, the range becomes increasingly significant as a measure of scatter, and it is usually a simple matter to plot the range as a vertical line and the mean as a point on this line for each group of observations.

Bibliography

- Alder, H. L., and E. B. Roessler, *Introduction to Probability and Statistics*, W. H. Freeman, San Francisco, 1972.
- Bergmann, B., B. von Oepen, and P. Zinn, *Anal. Chem.*, **59**:2532 (1987).
- Box, G., W. Hunter, and J. Hunter, *Statistics for Experimenters*, Wiley, New York, 1978.
- Clayton, C. A., J. W. Hines, and P. D. Elkins, *Anal. Chem.*, **59**:2506 (1987).
- Caulcutt, R., and R. Boddy, *Statistics for Analytical Chemists*, Chapman and Hall, London, 1983.
- Dixon, W. J., and F. J. Massey, *Introduction to Statistical Analysis*, McGraw-Hill, New York, 1969.
- Hirsch, R. F. "Analysis of Variance in Analytical Chemistry," *Anal. Chem.*, **49**:691A (1977).
- Jaffe, A. J., and H. F. Spirer, *Misused Statistics—Straight Talk for Twisted Numbers*, Marcel Dekker, New York, 1987.
- Linnig, F. J., and J. Mandel, "Which Measure of Precision?" *Anal. Chem.*, **36**:25A (1964).
- Mark, H., and J. Workman, *Statistics in Spectroscopy*, Academic Press, San Diego, CA, 1991.
- Meier, P. C., and R. E. Zund, *Statistical Methods in Analytical Chemistry*, Wiley, New York, 1993.
- Miller, J. C., and J. N. Miller, *Statistics for Analytical Chemists*, Halsted Press, John Wiley, New York, 1984.
- Moore, D. S., *Statistics: Concepts and Controversies*, W. H. Freeman, New York, 1985.
- Mulholland, H., and C. R. Jones, *Fundamentals of Statistics*, Plenum Press, New York, 1968.
- Taylor, J. K., *Statistical Techniques for Data Analysis*, Lewis, Boca Raton, FL, 1990.
- Youden, W. J., "The Sample, the Procedure, and the Laboratory," *Anal. Chem.*, **32**:23A (1960).
- Youden, W. J., *Statistical Methods for Chemists*, Wiley, New York, 1951.
- Youden, W. J., *Statistical Manual of the AOAC*, AOAC, 1111 North 19th St., Arlington, VA, 22209.

SECTION 3

INORGANIC CHEMISTRY

3.1	NOMENCLATURE OF INORGANIC COMPOUNDS	3.1
3.1.1	Writing Formulas	3.1
3.1.2	Naming Compounds	3.3
3.1.3	Cations	3.6
3.1.4	Anions	3.6
3.1.5	Acids	3.8
3.1.6	Salts and Functional Derivatives of Acids	3.8
	Table 3.1 Trivial Names Retained for Acids	3.9
3.1.7	Coordination Compounds	3.10
3.1.8	Addition Compounds	3.11
3.2	PHYSICAL PROPERTIES OF PURE SUBSTANCES	3.12
	Table 3.2 Physical Constants of Inorganic Compounds	3.12
	Table 3.3 Synonyms and Mineral Names	3.61

3.1 NOMENCLATURE OF INORGANIC COMPOUNDS

The following synopsis of rules for naming inorganic compounds and the examples given in explanation are not intended to cover all the possible cases. For a more comprehensive and detailed description, see G. J. Leigh (ed.), *Nomenclature of Inorganic Chemistry*, 3d ed., Blackwell Scientific Publications, Oxford, 1990. This 289-page publication contains the Recommendations 1990 of the Commission on Nomenclature of Inorganic Chemistry and was prepared under the auspices of the International Union of Pure and Applied Chemistry (IUPAC). In particular, the latest report should be consulted for coordination compounds, boron compounds, and crystalline phases of variable composition.

3.1.1 Writing Formulas

3.1.1.1 Mass Number, Atomic Number, Number of Atoms, and Ionic Charge. The mass number, atomic number, number of atoms, and ionic charge of an element are indicated by means of four indices placed around the symbol:

mass number	SYMBOL	ionic charge	${}^{15}_7\text{N}_2^-$
atomic number		number of atoms	

Ionic charge should be indicated by an Arabic superscript numeral preceding the plus or minus sign: Mg^{2+} , PO_4^{3-} .

3.1.1.2 Placement of Atoms in a Formula. The electropositive constituent (cation) is placed first in a formula. If the compound contains more than one electropositive or more than one electronegative constituent, the sequence within each class should be in alphabetical order of their symbols.

The alphabetical order may be different in formulas and names; for example, $\text{NaNH}_4\text{HPO}_4$, ammonium sodium hydrogen phosphate.

Acids are treated as hydrogen salts. Hydrogen is cited last among the cations.

When there are several types of ligands, anionic ligands are cited before the neutral ligands.

3.1.1.3 Binary Compounds between Nonmetals. For binary compounds between nonmetals, that constituent should be placed first which appears earlier in the sequence:



Examples: AsCl_3 , SbH_3 , H_3Te , BrF_3 , OF_2 , and N_4S_4 .

3.1.1.4 Chain Compounds. For chain compounds containing three or more elements, the sequence should be in accordance with the order in which the atoms are actually bound in the molecule or ion.

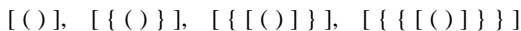
Examples: SCN^- (thiocyanate), HSCN (hydrogen thiocyanate or thiocyanic acid), HNCO (hydrogen isocyanate), HONC (hydrogen fulminate), and HPH_2O_2 (hydrogen phosphinate).

3.1.1.5 Use of Centered Period. A centered period is used to denote water of hydration, other solvates, and addition compounds; for example, $\text{CuSO}_4 \cdot 5\text{H}_2\text{O}$, copper(II) sulfate 5-water (or pentahydrate).

3.1.1.6 Free Radicals. In the formula of a polyatomic radical an unpaired electron(s) is(are) indicated by a dot placed as a right superscript to the parentheses (or square bracket for coordination compounds). In radical ions the dot precedes the charge. In structural formulas, the dot may be placed to indicate the location of the unpaired electron(s).

Examples: $(\text{HO})\cdot$ $(\text{O}_2)^{\cdot 2}$ $(\dot{\text{N}}\text{H}_3)$

3.1.1.7 Enclosing Marks. Where it is necessary in an inorganic formula, enclosing marks (parentheses, braces, and brackets) are nested within square brackets as follows:



In an inorganic name the nesting order is different: { { { [()] } } }, and so on.

3.1.1.8 Molecular Formula. For compounds consisting of discrete molecules, a formula in accordance with the correct molecular weight of the compound should be used.

Examples: S_2Cl_2 , S_8 , N_2O_4 , and $\text{H}_4\text{P}_2\text{O}_6$; not SCl , S , NO_2 , and H_2PO_3 .

3.1.1.9 Structural Formula and Prefixes. In the structural formula the sequence and spatial arrangement of the atoms in a molecule are indicated.

Examples: $\text{NaO}(\text{O}=\text{C})\text{H}$ (sodium formate), $\text{Cl}-\text{S}-\text{S}-\text{Cl}$ (disulfur dichloride).

Structural prefixes should be italicized and connected with the chemical formula by a hyphen: *cis-*, *trans-*, *anti-*, *syn-*, *cyclo-*, *catena-*, *o-* or *ortho-*, *m-* or *meta-*, *p-* or *para-*, *sec-* (secondary), *tert-* (tertiary), *v-* (vicinal), *meso-*, *as-* for asymmetrical, and *s-* for symmetrical.

The sign of optical rotation is placed in parentheses, (+) for dextrorotary, (−) for levorotary, and (±) for racemic, and placed before the formula. The wavelength (in nanometers) is indicated by a right subscript; unless indicated otherwise, it refers to the sodium D-line.

The italicized symbols *d*- (for deuterium) and *t*- (for tritium) are placed after the formula and connected to it by a hyphen. The number of deuterium or tritium atoms is indicated by a subscript to the symbol.

Examples: *cis*-[PtCl₂(NH₃)₂] methan-*d*₃-ol
 di-*tert*-butyl sulfate (+)₅₈₉[Co(en)₃]Cl₂
 methan-ol-*d*

3.1.2 Naming Compounds

3.1.2.1 Names and Symbols for Elements. Names and symbols for the elements are given in Table 3.2. Wolfram is preferred to tungsten but the latter is used in the United States. In forming a complete name of a compound, the name of the electropositive constituent is left unmodified except when it is necessary to indicate the valency (see oxidation number and charge number, formerly the Stock and Ewens-Bassett systems). The order of citation follows the alphabetic listing of the names of the cations followed by the alphabetical listing of the anions and ligands. The alphabetical citation is maintained regardless of the number of each ligand.

Example: K[AuS(S₂)] is potassium (disulfido)thioaurate(1-).

3.1.2.2 Electronegative Constituents. The name of a monatomic electronegative constituent is obtained from the element name with its ending (-en, -ese, -ic, -ine, -ium, -ogen, -on, -orus, -um, -ur, -y, or -ygen) replaced by -ide. The elements bismuth, cobalt, nickel, zinc, and the noble gases are used unchanged with the ending -ide. Homopolyatomic ligands will carry the appropriate prefix. A few Latin names are used with affixes: cupr- (copper), aur- (gold), ferr- (iron), plumb- (lead), argent- (silver), and stann- (tin).

For binary compounds the name of the element standing later in the sequence in Sec. 3.1.1.3 is modified to end in -ide. Elements other than those in the sequence of Sec. 3.1.1.3 are taken in the reverse order of the following sequence, and the name of the element occurring last is modified to end in -ide; e.g., calcium stannide.

ELEMENT SEQUENCE



3.1.2.3 Stoichiometric Proportions. The stoichiometric proportions of the constituents in a formula may be denoted by Greek numerical prefixes: mono-, di-, tri-, tetra-, penta-, hexa-, hepta-, octa-, nona- (Latin), deca-, undeca- (Latin), dodeca-, . . . , icos- (20), henicosa- (21), . . . , triconta- (30), tetraconta- (40), . . . , hecta- (100), and so on, preceding without a hyphen the names of the elements to which they refer. The prefix mono can usually be omitted; occasionally hemi- (½) and sesqui- (¾) are used. No elisions are made when using numerical prefixes except in the case of icos- when the letter “i” is elided in docosa- and tricosa-. Beyond 10, prefixes may be replaced by Arabic numerals.

When it is required to indicate the number of entire groups of atoms, the multiplicative numerals bis-, tris-, tetrakis-, pentakis-, and so on, are used (i.e., -kis is added starting from tetra-). The entity to which they refer is placed in parentheses.

Examples: $\text{Ca}[\text{PF}_6]_2$, calcium bis(hexafluorophosphate); and $(\text{C}_{10}\text{H}_{21})_3\text{PO}_4$, tris(decyl) phosphate instead of tridecyl which is $(\text{C}_{13}\text{H}_{27}-)$.

Composite numeral prefixes are built up by citing units first, then tens, then hundreds, and so on. For example, 43 is written tritetraconta- (or tritetracontakis-).

In indexing it may be convenient to italicize a numerical prefix at the beginning of the name and connect it to the rest of the name with a hyphen; e.g., *di*-nitrogen pentaoxide (indexed under the letter “n”).

3.1.2.4 Oxidation and Charge Numbers. The *oxidation number* (Stock system) of an element is indicated by a Roman numeral placed in parentheses immediately following the name of the element. For zero, the cipher 0 is used. When used in conjunction with symbols the Roman numeral may be placed above and to the right. The *charge number* of an ion (Ewens-Bassett system) rather than the oxidation state is indicated by an Arabic numeral followed by the sign of the charge cited and is placed in parentheses immediately following the name of the ion.

Examples: P_2O_5 , diphosphorus pentaoxide or phosphorus(V) oxide; Hg_2^+ , mercury(I) ion or dimercury(2+) ion; $\text{K}_2[\text{Fe}(\text{CN})_6]$, potassium hexacyanoferrate(II) or potassium hexacyanoferrate(4-); $\text{Pb}_2^{\text{II}}\text{Pb}^{\text{IV}}\text{O}_4$, dilead(II) lead(IV) oxide or trilead tetraoxide.

Where it is not feasible to define an oxidation state for each individual member of a group, the overall oxidation level of the group is defined by a formal ionic charge to avoid the use of fractional oxidation states; for example, O_2^- .

3.1.2.5 Collective Names. Collective names include:

Halogens (F, Cl, Br, I, At)

Chalcogens (O, S, Se, Te, Po)

Alkali metals (Li, Na, K, Rb, Cs, Fr)

Alkaline-earth metals (Ca, Sr, Ba, Ra)

Lanthanoids or lanthanides (La to Lu)

Rare-earth metals (Sc, Y, and La to Lu inclusive)

Actinoids or actinides (Ac to Lr, those whose 5*f* shell is being filled)

Noble gases (He to Rn)

A transition element is an element whose atom has an incomplete *d* subshell, or which gives rise to a cation or cations with an incomplete *d* subshell.

3.1.2.6 Isotopically Labeled Compounds. The hydrogen isotopes are given special names: ^1H (protium), ^2H or D (deuterium), and ^3H or T (tritium). The superscript designation is preferred because D and T disturb the alphabetical ordering in formulas.

Other isotopes are designated by mass numbers: ^{10}B (boron-10).

Isotopically labeled compounds may be described by inserting the italic symbol of the isotope in brackets into the name of the compound; for example, H^{36}Cl is hydrogen chloride[^{36}Cl] or hydrogen chloride-36, and $^2\text{H}^{38}\text{Cl}$ is hydrogen [^2H] chloride[^{38}Cl] or hydrogen-2 chloride-38.

3.1.2.7 Allotropes. Systematic names for gaseous and liquid modifications of elements are sometimes needed. Allotropic modifications of an element bear the name of the atom together with the descriptor to specify the modification. The following are a few common examples:

Symbol	Trivial name	Systematic name
H	Atomic hydrogen	Monohydrogen
O ₂	(Common oxygen)	Dioxygen
O ₃	Ozone	Trioxygen
P ₄	White phosphorus	Tetraphosphorus
S ₈	α -Sulfur, β -Sulfur	Octasulfur
S _n	μ -Sulfur (plastic sulfur)	Polysulfur

Trivial (customary) names are used for the amorphous modification of an element.

3.1.2.8 Heteroatomic and Other Anions. A few heteroatomic anions have names ending in -ide. These are

—OH, hydroxide ion (not hydroxyl)	—NH—, imide ion
—CN, cyanide ion	—NH—NH ₂ , hydrazide ion
—HF ₂ ⁻ , hydrogen difluoride ion	—NHOH, hydroxylamide ion
—NH ₂ , amide ion	—HS ⁻ , hydrogen sulfide ion

Added to these anions are

—I ₃ ⁻ , triiodide ion	—O—O—, peroxide ion
—N ₃ , azide ion	—S—S—, disulfide ion
—O ₃ , ozonide ion	

3.1.2.9 Binary Compounds of Hydrogen. Binary compounds of hydrogen with the more electropositive elements are designated hydrides (NaH, sodium hydride).

Volatile hydrides, except those of Periodic Group VII and of oxygen and nitrogen, are named by citing the root name of the element (penultimate consonant and Latin affixes, Sec. 3.1.2.2) followed by the suffix -ane. Exceptions are water, ammonia, hydrazine, phosphine, arsine, stibine, and bismuthine.

Examples: B₂H₆, diborane; B₁₀H₁₄, decaborane(14); B₁₀H₁₆, decaborane(16); P₂H₄, diphosphane; Sn₂H₆, distannane; H₂Se₂, diselane; H₂Te₂, ditellane; H₂S₅, pentasulfane; and PbH₄, plumbane.

3.1.2.10 Neutral Radicals. Certain neutral radicals have special names ending in -yl:

HO	hydroxyl	ClO ₃	perchloryl*
CO	carbonyl	CrO ₂	chromyl
ClO	chlorosyl*	NO	nitrosyl
ClO ₂	chloryl*	NO ₂	nitryl (nitroyl)

* Similarly for the other halogens.

PO	phosphoryl	SeO	seleninyl
SO	sulfinyl (thionyl)	SeO ₂	selenonyl
SO ₂	sulfonyl (sulfuryl)	UO ₂	uranyl
S ₂ O ₅	disulfuryl	NpO ₂	neptunyl†

Radicals analogous to the above containing other chalcogens in place of oxygen are named by adding the prefixes thio-, seleno-, and so on; for example, PS, thiophosphoryl; CS, thiocarbonyl.

3.1.3 Cations

3.1.3.1 Monatomic Cations. Monatomic cations are named as the corresponding element; for example, Fe²⁺, iron(II) ion; Fe³⁺, iron(III) ion.

This principle also applies to polyatomic cations corresponding to radicals with special names ending in -yl (Sec. 3.1.2.10); for example, PO⁺, phosphoryl cation; NO⁺, nitrosyl cation; NO₂⁺, nitryl cation; O₂⁺, oxygenyl cation.

Use of the oxidation number and charge number extends the range for radicals; for example, UO₂⁺ uranyl(VI) or uranyl(2+) cation; UO₂⁺, uranyl(V) or uranyl(1+) cation.

3.1.3.2 Polyatomic Cations. Polyatomic cations derived by addition of more protons than required to give a neutral unit to polyatomic anions are named by adding the ending -onium to the root of the name of the anion element; for example, PH₄⁺, phosphonium ion; H₂I⁺, iodonium ion; H₃O⁺, oxonium ion; CH₃OH₂⁺, methyl oxonium ion.

Exception: The name ammonium is retained for the NH₄⁺ ion; similarly for substituted ammonium ions; for example, NF₄⁺, tetrafluoroammonium ion.

Substituted ammonium ions derived from nitrogen bases with names ending in -amine receive names formed by changing -amine into -ammonium. When known by a name not ending in -amine, the cation name is formed by adding the ending -ium to the name of the base (eliding the final vowel); e.g., anilinium, hydrazinium, imidazolium, acetonium, dioxanium.

Exceptions are the names uronium and thiouronium derived from urea and thiourea, respectively.

3.1.3.3 Multiple Ions from One Base. Where more than one ion is derived from one base, the ionic charges are indicated in their names: N₂H₅⁺, hydrazinium(1+) ion; N₂H₆²⁺, hydrazinium(2+) ion.

3.1.4 Anions

See Secs. 3.1.2.2 and 3.1.2.8 for naming monatomic and certain polyatomic anions. When an organic group occurs in an inorganic compound, organic nomenclature (*q.v.*) is followed to name the organic part.

3.1.4.1 Protonated Anions. Ions such as HSO₄⁻ are recommended to be named hydrogensulfate with the two words written as one following the usual practice for polyatomic anions. However, in the *Nomenclature of Organic Chemistry*, 1979 edition, hydrogen is used as a separate word; this practice is followed in this Handbook.

† Similarly for the other actinoid elements.

3.1.4.2 Other Polyatomic Anions. Names for other polyatomic anions consist of the root name of the central atom with the ending -ate and followed by the valence of the central atom expressed by its oxidation number. Atoms and groups attached to the central atom are treated as ligands in a complex.

Examples: $[\text{Sb}(\text{OH})_6]^-$, hexahydroxoantimonate(V); $[\text{Fe}(\text{CN})_6]^{3-}$, hexacyanoferrate(III); $[\text{Co}(\text{NO}_2)_6]^{3-}$, hexanitritocobaltate(III); $[\text{TiO}(\text{C}_2\text{O}_4)_2(\text{H}_2\text{O})_2]^{2-}$, oxobisoxalato diaquatitanate(IV); $[\text{PCl}_6]^-$, hexachlorophosphate(V).

Exceptions to the use of the root name of the central atom are antimonate, bismuthate, carbonate, cobaltate, nickelate (or niccolate), nitrate, phosphate, tungstate (or wolframate), and zincate.

3.1.4.3 Anions of Oxygen. Oxygen is treated in the same manner as other ligands with the number of -oxo groups indicated by a suffix; for example, SO_3^{2-} , trioxosulfate.

The ending -ite, formerly used to denote a lower state of oxidation, may be retained in trivial names in these cases (note Sec. 3.1.5.3 also):

AsO_3^{3-}	arsenite	NOO_2^-	peroxonitrite
BrO^-	hypobromite	PO_3^{3-}	phosphite*
ClO^-	hypochlorite	SO_3^{2-}	sulfite
ClO_2^-	chlorite	$\text{S}_2\text{O}_5^{2-}$	disulfite
IO^-	hypoiodite	$\text{S}_2\text{O}_4^{2-}$	dithionite
NO_2^-	nitrite	$\text{S}_2\text{O}_3^{2-}$	thiosulfite
$\text{N}_2\text{O}_2^{2-}$	hyponitrite	SeO_3^{2-}	selenite

However, compounds known to be double oxides in the solid state are named as such; for example, Cr_2CuO_4 (actually $\text{Cr}_2\text{O}_3 \cdot \text{CuO}$) is chromium(III) copper(II) oxide (and not copper chromite).

3.1.4.4 Isopolyanions. Isopolyanions are named by indicating with numerical prefixes the number of atoms of the characteristic element. It is not necessary to give the number of oxygen atoms when the charge of the anion or the number of cations is indicated.

Examples: $\text{Ca}_3\text{Mo}_7\text{O}_{24}$, tricalcium 24-oxoheptamolybdate, may be shortened to tricalcium heptamolybdate; the anion, $\text{Mo}_7\text{O}_{24}^{6-}$, is heptamolybdate(6-); $\text{S}_2\text{O}_7^{2-}$, disulfate(2-); $\text{P}_2\text{O}_7^{4-}$, diphosphate(V)(4-).

When the characteristic element is partially or wholly present in a lower oxidation state than corresponds to its Periodic Group number, oxidation numbers are used; for example, $[\text{O}_2\text{HP}-\text{O}-\text{PO}_3\text{H}]^{2-}$, dihydrogendiphosphate(III,V)(2-).

A bridging group should be indicated by adding the Greek letter μ immediately before its names and separating this from the rest of the complex by a hyphen. The atom or atoms of the characteristic element to which the bridging atom is bonded, is indicated by numbers.

Examples: $[\text{O}_3\text{P}-\text{S}-\text{PO}_2-\text{O}-\text{PO}_3]^{5-}$, 1,2- μ -thiotriphosphate(5-)
 $[\text{S}_3\text{P}-\text{O}-\text{PS}_2-\text{O}-\text{PS}_3]^{5-}$, di- μ -oxo-octathiotriphosphate(5-)

* Named for esters formed from the hypothetical acid $\text{P}(\text{OH})_3$.

3.1.5 Acids

3.1.5.1 Acids and -ide Anions. Acids giving rise to the -ide anions (Sec. 3.1.2.2) should be named as hydrogen . . . -ide; for example, HCl, hydrogen chloride; HN_3 , hydrogen azide.

Names such as hydrobromic acid refer to an aqueous solution, and percentages such as 48% HBr denote the weight/volume of hydrogen bromide in the solution.

3.1.5.2 Acids and -ate Anions. Acids giving rise to anions bearing names ending in -ate are treated as in Sec. 3.1.5.1; for example, H_2GeO_4 , hydrogen germanate; $\text{H}_4[\text{Fe}(\text{CN})_6]$, hydrogen hexacyanoferrate(II).

3.1.5.3 Trivial Names. Acids given in Table 3.1 retain their trivial names due to long-established usage. Anions may be formed from these trivial names by changing -ous acid to -ite, and -ic acid to -ate. The prefix hypo- is used to denote a lower oxidation state and the prefix per- designates a higher oxidation state. The prefixes ortho- and meta- distinguish acids of differing water content; for example, H_4SiO_4 is orthosilicic acid and H_2SiO_3 is metasilicic acid. The anions would be named silicate(4-) and silicate(2-), respectively.

3.1.5.4 Peroxo- Group. When used in conjunction with the trivial names of acids, the prefix peroxo- indicates substitution of —O— by —O—O— .

3.1.5.5 Replacement of Oxygen by Other Chalcogens. Acids derived from oxoacids by replacement of oxygen by sulfur are called thioacids, and the number of replacements are given by prefixes di-, tri-, and so on. The affixes seleno- and telluro- are used analogously.

Examples: HOO—C=S , thiocarbonic acid; HSS—C=S , trithiocarbonic acid.

3.1.5.6 Ligands Other than Oxygen and Sulfur. See Sec. 3.1.7, Coordination Compounds, for acids containing ligands other than oxygen and sulfur (selenium and tellurium).

3.1.5.7 Differences between Organic and Inorganic Nomenclature. Organic nomenclature is largely built upon the scheme of substitution, that is, the replacement of hydrogen atoms by other atoms or groups. Although rare in inorganic nomenclature: NH_2Cl is called chloramine and NHCl_2 dichloroamine. Other substitutive names are fluorosulfonic acid and chlorosulfonic acid derived from HSO_3H . These and the names aminosulfonic acid (sulfamic acid), iminodisulfonic acid, and nitritrisulfonic acid should be replaced by the following based on the concept that these names are formed by adding hydroxyl, amide, imide, and so on, groups together with oxygen atoms to a sulfur atom:

HSO_3F	fluorosulfuric acid	$\text{NH}(\text{SO}_3\text{H})_2$	imidobis(sulfuric) acid
HSO_3Cl	chlorosulfuric acid	$\text{N}(\text{SO}_3\text{H})_3$	nitridotris(sulfuric) acid
$\text{NH}_2\text{SO}_3\text{H}$	amidosulfuric acid		

3.1.6 Salts and Functional Derivatives of Acids

3.1.6.1 Acid Halogenides. For acid halogenides the name is formed from the corresponding acid radical if this has a special name (Sec. 3.1.2.10); for example, NOCl , nitrosyl chloride. In other cases these compounds are named as halogenide oxides with the ligands listed alphabetically; for example, BiClO , bismuth chloride oxide; VCl_2O , vanadium(IV) dichloride oxide.

3.1.6.2 Anhydrides. Anhydrides of inorganic acids are named as oxides; for example, N_2O_5 , dinitrogen pentoxide.

TABLE 3.1 Trivial Names Retained for Acids

Alphabetically by characteristic element.

H_3AsO_4	arsenic acid	$H_4P_2O_7$	diphosphoric acid (or pyro- phosphoric acid)
H_3AsO_3	arsenious acid	$H_4P_2O_8$	peroxodiphosphoric acid
H_3BO_3	orthoboric acid (or boric acid)	$(HO)_2OP$	diphosphoric(IV) acid or hypophosphoric acid
HBO_2	metaboric acid	$(HO)_2OP$	
$HBrO_3$	bromic acid	$(HO)_2P-O$	diphosphoric(III,V) acid
$HBrO_2$	bromous acid	$(HO)_2P-O$	
$HBrO$	hypobromous acid	H_2PHO_3	phosphonic acid
H_2CO_3	carbonic acid	$H_2P_2H_2O_5$	diphosphonic acid
$HOCN$	cyanic acid	HPH_2O_2	phosphinic acid (formerly hypophosphorous acid)
$HNCO$	isocyanic acid	$HReO_4$	perrenic acid
$HONC$	fulminic acid	H_2ReO_4	rhenic acid
$HClO_4$	perchloric acid	H_2SO_4	sulfuric acid
$HClO_3$	chloric acid	$H_2S_2O_7$	disulfuric acid
$HClO_2$	chlorous acid	H_2SO_5	peroxomonosulfuric acid
$HClO$	hypochlorous acid	$H_2S_2O_3$	thiosulfuric acid
H_2CrO_4	chromic acid	$H_2S_2S_6$	dithionic acid
$H_2Cr_2O_7$	dichromic acid	H_2SO_3	sulfurous acid
H_5IO_6	orthoperiodic acid	$H_2S_2O_5$	disulfurous acid
HIO_4	periodic acid	$H_2S_2O_2$	thiosulfurous acid
HIO_3	iodic acid	$H_2S_2O_4$	dithionous acid
HIO	hypoiodous acid	$H_2S_xO_6$	polythionic acid ($x = 3, 4, \dots$) (tri-, tetra-, \dots)
$HMnO_4$	permanganic acid	H_2SO_2	sulfoxylic acid
H_2MnO_4	manganic acid	$HSb(OH)_6$	hexahydroxoantimonic acid
HNO_4	peroxonitric acid	H_2SeO_4	selenic acid
HNO_3	nitric acid	H_2SeO_3	selenious acid
HNO_2	nitrous acid	H_4SiO_4	orthosilicic acid
H_2NO_2	nitroxylic acid	H_2SiO_3	metasilicic acid
$H_2N_2O_2$	hyponitrous acid	$HTeO_4$	pertechnetic acid
$HOONO$	peroxonitrous acid	H_2TeO_4	technetic acid
H_3PO_4	orthophosphoric acid (or phosphoric acid)	H_6TeO_6	orthotelluric acid
HPO_3	metaphosphoric acid		
H_3PO_5	peroxomonophosphoric acid		

3.1.6.3 Esters. Esters of inorganic acids are named as the salts; for example, $(CH_3)_2SO_4$, dimethyl sulfate. However, if it is desired to specify the constitution of the compound, the nomenclature for coordination compounds should be used.

3.1.6.4 Amides. Names for amides are derived from the names of the acid radicals (or from the names of acids by replacing acid by amide); for example, $SO_2(NH_2)_2$, sulfonyl diamide (or sulfuric diamide); NH_2SO_3H , sulfamidic acid (or amidosulfuric acid).

3.1.6.5 Salts. Salts containing acid hydrogen are named by adding the word hydrogen before the name of the anion (however, see Sec. 3.1.4.1), for example, KH_2PO_4 , potassium dihydrogen phosphate; $NaHCO_3$, sodium hydrogen carbonate (not bicarbonate); $NaHPO_3$, sodium hydrogen phosphonate (only one acid hydrogen remaining).

Salts containing O^{2-} and HO^- anions are named oxide and hydroxide, respectively. Anions are cited in alphabetical order which may be different in formulas and names.

Examples: $FeO(OH)$, iron(III) hydroxide oxide; $VO(SO_4)$, vanadium(IV) oxide sulfate.

3.1.6.6 Multiplicative Prefixes. The multiplicative prefixes bis, tris, etc., are used with certain anions for indicating stoichiometric proportions when di, tri, etc., have been preempted to designate condensed anions; for example, $\text{AlK}(\text{SO}_4)_2 \cdot 12\text{H}_2\text{O}$, aluminum potassium bis(sulfate) 12-water (recall that disulfate refers to the anion $\text{S}_2\text{O}_7^{2-}$).

3.1.6.7 Crystal Structure. The structure type of crystals may be added in parentheses and in italics after the name; the latter should be in accordance with the structure. When the typename is also the mineral name of the substance itself, italics are not used.

Examples: MgTiO_3 , magnesium titanium trioxide (*ilmenite* type); FeTiO_3 , iron(II) titanium trioxide (*ilmenite*).

3.1.7 Coordination Compounds

3.1.7.1 Naming a Coordination Compound. To name a coordination compound, the names of the ligands are attached directly in front of the name of the central atom. The ligands are listed in alphabetical order regardless of the number of each and with the name of a ligand treated as a unit. Thus “diammine” is listed under “a” and “dimethylamine” under “d.” The oxidation number of the central atom is stated last by either the oxidation number or charge number.

3.1.7.2 Anionic Ligands. Whether inorganic or organic, the names for anionic ligands end in -o (eliding the final -e, if present, in the anion name). Enclosing marks are required for inorganic anionic ligands containing numerical prefixes, and for thio, seleno, and telluro analogs of oxo anions containing more than one atom.

If the coordination entity is negatively charged, the cations paired with the complex anion (with -ate ending) are listed first. If the entity is positively charged, the anions paired with the complex cation are listed immediately afterward.

The following anions do not follow the nomenclature rules:

F^-	fluoro	HO_2^-	hydrogen peroxy
Cl^-	chloro	S^{2-}	thio (only for single sulfur)
Br^-	bromo	S_2^{2-}	disulfido
I^-	iodo	HS^-	mercapto
O^{2-}	oxo	CN^-	cyano
H^-	hydrido (or hydro)	CH_2O^-	methoxy or methanolato
OH^-	hydroxo	CH_2S^-	methylthio or methanethiolato
O_2^{2-}	peroxy		

3.1.7.3 Neutral and Cationic Ligands. Neutral and cationic ligands are used without change in name and are set off with enclosing marks. Water and ammonia, as neutral ligands, are called “aqua” and “ammine,” respectively. The groups NO and CO, when linked directly to a metal atom, are called nitrosyl and carbonyl, respectively.

3.1.7.4 Attachment Points of Ligands. The different points of attachment of a ligand are denoted by adding italicized symbol(s) for the atom or atoms through which the attachment occurs at the end of the name of the ligand; e.g., glycine-*N* or glycinate-*O,N*. If the same element is involved in different possible coordination sites, the position in the chain or ring to which the element is attached is indicated by numerical superscripts: e.g., tartrato(3-)-*O*¹,*O*², or tartrato(4-)-*O*²,*O*³ or tartrato(2-)-*O*¹,*O*⁴.

3.1.7.5 Abbreviations for Ligand Names. Except for certain hydrocarbon radicals, for ligand (L) and metal (M), and a few with H, all abbreviations are in lowercase letters and do not involve hyphens. In formulas, the ligand abbreviation is set off with parentheses. Some common abbreviations are

Ac	acetyl	en	ethylenediamine
acac	acetylacetonato	Him	imidazole
Hacac	acetylacetonato	H ₂ ida	iminodiacetic acid
Hba	benzoylacetone	Me	methyl
Bzl	benzyl	H ₃ nta	nitrilotriacetic acid
Hbg	biguanide	nbd	norbornadiene
bpy	2,2'-bipyridine	ox	oxalato(2-) from parent H ₂ ox
Bu	butyl	phen	1,10-phenanthroline
Cy	cyclohexyl	Ph	phenyl
D ₂ dea	diethanolamine	pip	piperidine
dien	diethylenetriamine	Pr	propyl
dmf	dimethylformamide	pn	propylenediamine
H ₂ dmg	dimethylglyoxime	Hpz	pyrazole
dmg	dimethylglyoximato(2-)	py	pyridine
Hdmg	dimethylglyoximato(1-)	thf	tetrahydrofuran
dmsO	dimethylsulfoxide	tu	thiourea
Et	ethyl	H ₃ tea	triethanolamine
H ₄ edta	ethylenediaminetetraacetic acid	tren	2,2',2''-triaminotriethylamine
Hedta, edta	coordinated ions derived from H ₄ edta	trien	triethylenetetraamine
Hea	ethanolamine	tn	trimethylenediamine
		ur	urea

Examples: Li[B(NH₂)₄], lithium tetraamidoborate(1-) or lithium tetraamidoborate(III); [Co(NH₃)₅Cl]Cl₃, pentaamminechlorocobalt(III) chloride or pentaamminechlorocobalt(2+) chloride; K₃[Fe(CN)₅CO], potassium carbonylpentacyanoferrate(II) or potassium carbonylpentacyanoferrate(3-); [Mn{C₆H₄(O)(COO)}₂(H₂O)₄]⁻, tetraaquabis[salicylato(2-)]manganate(III) ion; [Ni(C₄H₇N₂O₂)₂] or [Ni(dmg)] which can be named bis-(2,3-butanedione dioximato)nickel(II) or bis[dimethylglyoximato(2-)]nickel(II).

3.1.8 Addition Compounds

The names of addition compounds are formed by connecting the names of individual compounds by a dash (—) and indicating the numbers of molecules in the name by Arabic numerals separated by the solidus (diagonal slash). All molecules are cited in order of increasing number; those having the same number are cited in alphabetic order. However, boron compounds and water are always cited last and in that order.

Examples: 3CdSO₄ · 8H₂O, cadmium sulfate—water (3/8); Al₂(SO₄)₃ · K₂SO₄ · 24H₂O, aluminum sulfate—potassium sulfate—water (1/1/24); AlCl₃ · 4C₂H₅OH, aluminum chloride—ethanol (1/4).

3.2 PHYSICAL PROPERTIES OF PURE SUBSTANCES

TABLE 3.2 Physical Constants of Inorganic Compounds

Names follow the IUPAC Nomenclature. Solvates are listed under the entry for the anhydrous salt. Acids are entered under Hydrogen and acid salts are entered as a subentry under hydrogen.

Formula weights are based upon the International Atomic Weights of 1993 and are computed to the nearest hundredth when justified. The actual significant figures are given in the atomic weights of the individual elements.

Each element that has neither a stable isotope nor a characteristic natural isotopic composition is represented in this table by one of that element's commonly known radioisotopes identified by mass number and relative atomic mass.

Density values are given at room temperature unless otherwise indicated by the superscript figure; for example, 2.487¹⁵ indicates a density of 2.487 g/cm³ for the substance at 15°C. A superscript 20 over a subscript 4 indicates a density at 20°C relative to that of water at 4°C. For gases the values are given as grams per liter (g/L).

Melting point is recorded in a certain case as 250 d and in some other cases as d 250, the distinction being made in this manner to indicate that the former is a melting point with decomposition at 250°C while in the latter decomposition only occurs at 250°C and higher temperatures. Where a value such as -6H₂O, 150 is given it indicates a loss of 6 moles of water per formula weight of the compound at a temperature of 150°C. For hydrates the temperature stated represents the compound melting in its water of hydration.

Boiling point is given at atmospheric pressure (760 mm of mercury or 101 325 Pa) unless otherwise indicated; thus 82^{15mm} indicates that the boiling point is 82°C when the pressure is 15 mm of mercury. Also, subl 550 indicates that the compound sublimates at 550°C. Occasionally decomposition products are mentioned.

Solubility is given in parts by weight (of the formula weight) per 100 parts by weight of the solvent (i.e., percent by weight) and at room temperature. Another unit frequently used is grams per 100 mL of solvent (mL per 100 mL for liquids and gases). The symbols of the common mineral acids represent aqueous solutions of these acids.

Abbreviations Used in the Table

a, acid	h, hot
abs, absolute	hex, hexagonal
abs alc, anhydrous ethanol	HOAc, acetic acid
acet, acetone	i, insoluble
alk, alkali (aq NaOH or KOH)	ign, ignites
anhyd, anhydrous	L, liter
aq, aqueous	lq, liquid
aq reg, aqua regia	MeOH, methanol
atm, atmosphere	min, mineral
BuOH, butanol	mL, milliliter
bz, benzene	org, organic
c, solid state	oxid, oxidizing
ca., approximately	PE, petroleum ether
chl, chloroform	pyr, pyridine
conc, concentrated	s, soluble
cub, cubic	satd, saturated
d, decomposes	sl, slightly
dil, dilute	soln, solution
disprop, disproportionates	solv, solvent(s)
EtOAc, ethyl acetate	subl, sublimates
eth, diethyl ether	sulf, sulfides
EtOH, 95% ethanol	tart, tartrate
expl, explodes	THF, tetrahydrofuran
fcc, face-centered cubic	v, very
fcctet, face-centered tetragonal	vac, vacuum
FP, flash point	viol, violently
fum, fuming	volat, volatilizes
fus, fusion, fuses	<, less than
g, gas, gram	>, greater than
glyc, glycerol	

TABLE 3.2 Physical Constants of Inorganic Compounds (*Continued*)

Name	Formula	Formula weight	Density	Melting point, °C	Boiling point, °C	Solubility in 100 parts solvent
Actinium-227	Ac	227.0278	10.07	1050(50)	ca. 3200	d aq; s acids
bromide	AcBr ₃	466.74	5.85	subl 800		s aq
Aluminum	Al	26.981539	2.70	660.323	2518	s HCl, H ₂ SO ₄ , alk
acetylacetonate	Al(C ₅ H ₇ O ₂) ₃	324.31	1.27	190–193	315	i aq; v s alc; s bz, eth
ammonium bis(sulfate) 12-water	AlNH ₄ (SO ₄) ₂ · 12H ₂ O	453.33	1.65	anhyd >280		14.3 g/100 mL aq; s glyc; i alc
antimonide	AlSb	148.74	4.26	1060		
arsenide	AlAs	101.90	3.76	1740		
bis(acetylsalicylate)	Al(OOCC ₆ H ₄ OCOCH ₃) ₂ OH	402.30				v sl s aq, alc, eth
borate (2/1)	2Al ₂ O ₃ · B ₂ O ₃	273.54		ca. 1050		i aq
bromide	AlBr ₃	266.69	3.205 ₀ ¹⁸	97.5	subl 253	d (viol) aq; s alc, acet, bz, CS ₂
butoxide, <i>sec</i> -	Al(C ₄ H ₉ O) ₃	246.33	0.967		200–206 ^{30mm}	FP 27; v s org solv
butoxide, <i>tert</i> -	Al(C ₄ H ₉ O) ₃	246.33	1.025 ²⁰		subl 180	v s org solv
carbide (4/3)	Al ₄ C ₃	143.96	2.360	2100	d >2200 ^{40mm}	d aq; fire hazard
chlorate	Al(ClO ₃) ₃	277.35				v s aq; s alc
chloride	AlCl ₃	133.34	2.440 ²⁵	192.6	subl 181.1	g/100 mL: 70 aq (viol), 100 ¹² abs alc; s CCl ₄ , eth; sl s bz
ethoxide	Al(C ₂ H ₅ O) ₃	162.16	1.142 ²⁰	140	205 ^{14mm}	s hot aq d; v sl s alc, eth
fluoride	AlF ₃	83.98	2.882 ²⁵ ₄	1090	subl 1272	0.56 aq; i a, alk, alc, acet
hydroxide	Al(OH) ₃	78.01	2.42	to Al ₂ O ₃ , 300		i aq; s acids, alkalis
iodide	AlI ₃	407.69	3.98 ¹⁷	191.0	382	d aq; s alc, eth, CS ₂
isopropoxide	Al(C ₃ H ₇ O) ₃	204.25	1.0346 ²⁰ ₀	118.5	135 ^{10mm}	d aq; s alc, bz, chl, PE
methoxide	Al(CH ₃ O) ₃	72.07		0	130	
nitrate 9-water	Al(NO ₃) ₃ · 9H ₂ O	375.13	1.72	73	d 135	g/100 mL: 64 aq, 100 alc; s acet
nitride	AlN	40.99	3.05	d 2517		d aq, acid, alkali
oxide (alpha-)	AlO ₃	101.96	3.97	2054(6)	2980	i aq; v sl s a, alk
perchlorate 6-water	Al(ClO ₄) ₃ · 6H ₂ O	433.43	2.020	120.8	anhyd 178	133 g/100 mL ²⁰ aq
phenoxide	Al(C ₆ H ₅ O) ₃	306.27	1.23	d 265		d aq; s alc, chl, eth
phosphate	AlPO ₄	121.95	2.56	>1460		i aq; sl s a
phosphide	AlP	57.96	2.85 ₄ ¹⁵	2550		d aq
phosphinate (hypophos- phite)	Al(H ₂ PO ₂) ₃	221.94		d to PH ₃ , 220		i aq; s HCl, warm alkali

TABLE 3.2 Physical Constants of Inorganic Compounds (*Continued*)

Name	Formula	Formula weight	Density	Melting point, °C	Boiling point, °C	Solubility in 100 parts solvent
Aluminum (<i>continued</i>)						
potassium bis(sulfate) 12-water	$\text{AlK}(\text{SO}_4)_2 \cdot 12\text{H}_2\text{O}$	474.39	1.757 ²⁰	− 9H ₂ O, 92	anhyd, 200	11.4 g/100 mL aq; v s glyc; i alc
propoxide	$\text{Al}(\text{C}_3\text{H}_7\text{O})_3$	204.25	1.0578 ²⁰ ₀	106	248 ^{14mm}	d aq; s alc
selenide	Al_2Se_3	290.84	3.437 ²⁰ ₄	947		d aq, acid
silicon oxide (1/1)	$\text{Al}_2\text{O}_3 \cdot \text{SiO}_2$	162.05	3.247			i aq; d HF; s fused alkali
sodium bis(sulfate) 12-water	$\text{AlNa}(\text{SO}_4)_2 \cdot 12\text{H}_2\text{O}$	458.28	1.675 ²⁰	61		110 g/100 mL ¹⁵ aq; i alc
stearate	$\text{Al}(\text{C}_{18}\text{H}_{35}\text{O}_2)_3$	877.41	1.070	117–120		i aq, alc; s bz, alk
sulfate	$\text{Al}_2(\text{SO}_4)_3$	342.15	1.61	770 d		36.4 g/100 mL ²⁰ aq; sl s alc
sulfate 18-water	$\text{Al}_2(\text{SO}_4)_3 \cdot 18\text{H}_2\text{O}$	666.46	1.69 ¹⁷	d 86.5		87 g/100 mL ⁰ aq; i alc
sulfide	Al_2S_3	150.16	2.20 ¹³	1097	subl 1500	hyd aq; s acid
tetrahydridoborate	$\text{Al}(\text{BH}_4)_3$	71.53		− 64.5	44.5	d aq; ign air; expl in O ₂ , 20
Americium	Am	243	12	1176	2011	s a
Ammonia	NH ₃	17.03	lq: 0.6818 at bp g: 0.6175 ^{15, 7.2atm}	− 77.75	− 33.35	g/100 mL: 34 aq; 13.2 alc; s eth, organic solvents
Ammonium acetate	$\text{NH}_4\text{C}_2\text{H}_3\text{O}_2$	77.08	1.17 ²⁰	114	d	g/100 mL: 148 ⁴ aq, 7.9 ¹⁵ MeOH; s alc
amidosulfate	$\text{NH}_4\text{SO}_3\text{NH}_2$	114.13		131	d 160	v s aq; sl s alc
benzoate	$\text{NH}_4\text{C}_6\text{H}_5\text{O}_2$	139.15	1.260	198	subl 160	g/100 mL: 20 ¹⁵ aq, 2.8 alc; s glyc
bromide	NH_4Br	97.94	2.429	452 (subl under pressure)	d 397 vacuo	76 g/100 mL ²⁰ aq; v s acet, alc, eth
calcium arsenate 6-water	$\text{NH}_4\text{CaAsO}_4 \cdot 6\text{H}_2\text{O}$	305.13	1.905 ¹⁵	d 140		0.02 aq; s NH ₄ Cl
carbamate	$\text{NH}_4\text{COONH}_2$	78.07		subl 60		v s aq; sl s alc; i eth
carbonate 1-water	$(\text{NH}_4)_2\text{CO}_3 \cdot \text{H}_2\text{O}$	114.10		volatilizes 60		v s aq; i alc
chloride	NH_4Cl	53.49	1.5274 ²⁵	237.8	520	g/100 mL: 26 ¹⁵ aq, 0.6 ¹⁹ abs alc; i acet, eth
chromate(VI)	$(\text{NH}_4)_2\text{CrO}_4$	152.07	1.91 ¹²	d 185		34 g/100 mL ²⁰ aq; sl s MeOH
chromium(III) bissulfate 12-water	$\text{NH}_4\text{Cr}(\text{SO}_4)_2 \cdot 12\text{H}_2\text{O}$	478.34	1.72	94 d		7.2 g/100 mL ⁰ aq
copper(II) tetrachloride 2-water	$(\text{NH}_4)_2\text{CuCl}_4 \cdot 2\text{H}_2\text{O}$	277.46	1.993	anhyd, 110	d >120	40.3 g/100 mL ²⁰ aq; s alc

cyanide	NH_4CN	44.06	1.10	d 36		v s aq, alc
dichromate(VI)	$(\text{NH}_4)_2\text{Cr}_2\text{O}_7$	252.07	2.155	d 180 to Cr_2O_3		35.6 g/100 mL ²⁰ aq; s alc; flammable
dihydrogen arsenate	$\text{NH}_4\text{H}_2\text{AsO}_4$	158.97	2.311	d 300		v s aq
dihydrogen phosphate	$\text{NH}_4\text{H}_2\text{PO}_4$	115.03	1.803 ¹⁹	d 190		37 g/100 mL ²⁰ aq; sl s alc; i acet
disulfatocobaltate(II) 6-water	$(\text{NH}_4)_2[\text{Co}(\text{SO}_4)_2] \cdot 6\text{H}_2\text{O}$	395.23	1.902			18 g/100 mL ²⁰ aq; v sl s alc
disulfatoferrate(II) 6-water	$(\text{NH}_4)_2[\text{Fe}(\text{SO}_4)_2] \cdot 6\text{H}_2\text{O}$	392.14	1.864	d 100		36.4 g/100 mL ²⁰ aq; i alc
disulfatoferrate(III) 12-water	$\text{NH}_4[\text{Fe}(\text{SO}_4)_2] \cdot 12\text{H}_2\text{O}$	482.19	1.71	39–41	d 230	124 g/100 mL aq
disulfatonickelate(II) 6-water	$(\text{NH}_4)_2[\text{Ni}(\text{SO}_4)_2] \cdot 6\text{H}_2\text{O}$	395.00	1.923			8.95 g/100 mL ²⁰ aq
dithiocarbamate	$\text{NH}_4\text{S}(\text{C}=\text{S})\text{NH}_2$	110.20	1.451 ²⁰	99 d		v s aq; s alc; sl s eth
diuranate(VI)	$(\text{NH}_4)_2\text{U}_2\text{O}_7$	624.22				v sl s aq, alk; s acids
fluoride	NH_4F	37.04	1.009 ²⁵	d to NH_3 + HF		100 g/100 mL ⁰ aq; s alc
formate	NH_4OOCH	63.06	1.27	116	d 180	143 g/100 mL ²⁰ aq; s alc, eth
heptamolybdate(VI)(6–) 4-water	$(\text{NH}_4)_2\text{Mo}_7\text{O}_{24} \cdot 4\text{H}_2\text{O}$	1235.86	2.498	anhyd 90	d 190	43 g/100 mL aq; s acids; i alc
hexachloropalladate(IV)	$(\text{NH}_4)_2[\text{PdCl}_6]$	355.20	2.418	d		sl s aq
hexachloroplatinate(IV)	$(\text{NH}_4)_2[\text{PtCl}_6]$	443.87	3.065	d 380		0.5 aq
hexadecanoate	$\text{NH}_4\text{OOC}(\text{CH}_2)_{14}\text{CH}_3$	273.45		21–22		s aq; sl s bz; i alc, acet
hexafluoroaluminate(3–)	$(\text{NH}_4)_3[\text{AlF}_6]$	195.09	1.78	d > 100		v s aq
hexafluorogallate	$(\text{NH}_4)_3\text{GaF}_6$	237.83	2.10	d 200		
hexafluorogermanate	$(\text{NH}_4)_3\text{GeF}_6$	222.68	2.564	380	subl	s aq; i eth
hexafluorophosphate	$\text{NH}_4[\text{PF}_6]$	163.00	2.180 ¹⁸	d 68		74.8 g/100 mL ²⁰ aq; s alc, acet
hexafluorosilicate	$(\text{NH}_4)_2[\text{SiF}_6]$	178.15	2.011	d		18.6 g/100 mL ²⁰ aq; i alc, acet
hexanitratocerate(IV)	$(\text{NH}_4)_2[\text{Ce}(\text{NO}_3)_6]$	548.22				135 g/100 mL ²⁰ aq; s alc, HNO
hydrogen carbonate	NH_4HCO_3	79.06	1.586	107 (rapid heating)		g/100 mL: 17.4 ²⁰ aq, 10 glyc
hydrogen citrate	$(\text{NH}_4)_2\text{HC}_6\text{H}_5\text{O}_7$	226.19	1.48			100 g/100 mL aq; sl s alc
hydrogen difluoride	NH_4HF_2	57.04	1.51	124.6	240 d	v s aq; sl s alc
hydrogen oxalate hydrate	$\text{NH}_4\text{HC}_2\text{O}_4 \cdot \text{H}_2\text{O}$	125.08	1.556	anhyd, 170		s aq, alc; i bz, eth
hydrogen phosphate	$(\text{NH}_4)_2\text{HPO}_4$	132.06	1.619	d 155		69 g/100 mL ²⁰ aq; i alc, acet
hydrogen sulfate	NH_4HSO_4	115.11	1.78	146.9	d 350	100 g/100 mL aq; i alc, acet
hydrogen sulfide	NH_4HS	51.11	1.17	d 25 to NH_3 + H_2S		128 g/100 mL ⁰ aq; s glyc; i alc, acet
hydrogen sulfite	NH_4HSO_3	99.11	2.03	subl 150 in N_2		267 g/100 mL ¹⁰ aq

TABLE 3.2 Physical Constants of Inorganic Compounds (*Continued*)

Name	Formula	Formula weight	Density	Melting point, °C	Boiling point, °C	Solubility in 100 parts solvent
Ammonium acetate (<i>continued</i>)						
hydrogen (±)tartrate	NH ₄ HC ₄ H ₄ O ₆	167.12	1.68	d 200		2.2 ¹⁵ aq; i alc
hydroxide	NH ₄ OH	35.05		− 77		49% dissolved NH ₃
hypophosphite	NH ₄ H ₂ PO ₂	83.03		d		v s aq; sl s alc; i acet
iodate	NH ₄ IO ₃	192.94	3.309	d 150		2.6 ¹⁵ aq
iodide	NH ₄ I	144.94	2.514 ²⁵	subl 551	220 vacuo	167 g/100 mL ²⁰ aq; v s alc, acet
lactate	NH ₄ C ₃ H ₅ O ₃	107.11	1.2 ¹⁵	92		v s aq, alc, glyc; i acet, eth
magnesium arsenate 6-water	NH ₄ MgAsO ₄ · 6H ₂ O	289.36	1.923	d		0.038 ²⁰ aq
molybdate(VI)(2−)	(NH ₄) ₂ MoO ₄	196.04	2.276 ²⁵	d		s acids
nitrate	NH ₄ NO ₃	80.04	1.725 ²⁵	169.6	d 210	g/100 mL: 192 ²⁰ aq; 3.8 ²⁰ alc; 17 ²⁰ MeOH; s acet
octadecanoate	NH ₄ OOC(CH ₂) ₁₆ CH ₃	301.50		21–22		sl s aq; s alc; i acet
octanoate	NH ₄ OOC(CH ₂) ₆ CH ₃	161.24		d on standing		v s aq, alc, acet; sl s eth
oxalate hydrate	(NH ₄) ₂ C ₂ O ₄ · H ₂ O	142.11	1.50	d 70		5.1 ²⁰ aq; s alc
oxodioxalotitanate(IV)	(NH ₄) ₂ TiO(C ₂ O ₄) ₂	276.02				v s aq
perchlorate	NH ₄ ClO ₄	117.49	1.95	d 240		g/100 mL ²⁵ : 21.9 aq, 1.49 EtOH, 0.014 BuOH, 0.029 EtOAc
permanganate	NH ₄ MnO ₄	136.97	2.208 ¹⁰	explodes, 110		0.8 ¹⁵ aq
peroxodisulfate	(NH ₄) ₂ S ₂ O ₈	228.20	1.982	d 120	expl 180	58 g/100 mL ⁰ aq
phosphinate	NH ₄ PH ₂ O ₂	83.04	1.634	200	d 240	g/100 mL: 100 aq, 5 alc; i acet
phosphomolybdate hydrate	(NH ₄) ₃ PO ₄ · 12MoO ₃ · H ₂ O	1894.36		d		sl s aq
picrate	NH ₄ C ₆ H ₂ N ₃ O ₇	246.14	1.719	d	expl 423	1.1 ²⁰ aq; sl s alc
selenate(VI)	(NH ₄) ₂ SeO ₄	179.04	2.193 ²⁴	d		117 g/100 mL ⁷ aq; s HOAC; i alc
stearate	NH ₄ C ₁₈ H ₃₅ O ₂	301.51	0.89	22		sl s aq, bz; s alc; i acet
sulfamate	NH ₄ NH ₂ SO ₃	114.13		131	d 160	v s aq; sl s alc
sulfate	(NH ₄) ₂ SO ₄	132.14	1.769 ²⁰	d > 280		43.5 g/100 mL ²⁰ aq; i alc, acet
sulfide	(NH ₄) ₂ S	68.14		d ≈ 0		v s aq; s alc, alk
sulfite hydrate	(NH ₄) ₂ SO ₃ · H ₂ O	134.16	1.41	d 60		75 g/100 mL ²⁰ aq; i alc, acet
(±)tartrate	(NH ₄) ₂ C ₄ H ₄ O ₆	184.15	1.601	d		58 g/100 mL ¹⁵ aq; sl s alc
tetraborate 4-water	(NH ₄) ₂ B ₄ O ₇ · 4H ₂ O	263.44				s aq; i alc

tetrachloroaluminate	$\text{NH}_4[\text{AlCl}_4]$	186.83		304		s aq, eth
tetrachloropalladate(II)	$(\text{NH}_4)_2[\text{PdCl}_4]$	284.29	2.170	d		v s aq; i abs alc
tetrachloroplatinatate(II)	$(\text{NH}_4)_2[\text{PtCl}_4]$	372.97	2.936	140 d		s aq; i alc
tetrachlorozincate	$(\text{NH}_4)_2[\text{ZnCl}_4]$	243.28	1.879	150 d	subl 341	v s aq
tetrafluoroborate	$\text{NH}_4[\text{BF}_4]$	104.84	1.871	subl		25 g/100 mL ¹⁶ aq
thiocyanate	NH_4SCN	76.12	1.305	149.6	d 170	128 g/100 mL ⁰ aq; v s alc; s acet
thiosulfate	$(\text{NH}_4)_2\text{S}_2\text{O}_3$	148.21	1.679	d 150		2.15 ¹⁵ aq; i alc, eth
vanadate(V)(1-)	NH_4VO_3	116.98	2.326	d 200		0.48 ²⁰ aq
Antimony	Sb	121.760(1)	6.697 ²⁵	630.7	1587	s hot conc H_2SO_4 , aqua regia
arsenide	SbAs	196.68	6.0	≈680		
(III) bromide	SbBr_3	361.47	4.35	96.6	280	s acet, bz, chl
(III) chloride	SbCl_3	228.12	3.14 ³⁰	73.4	220.3	10 g/100 mL ²⁰ aq; s alc, bz, chl
(V) chloride	SbCl_5	299.02	2.336 ²⁰	3.5	79 ^{22mm}	d aq; s HCl, chl, CCl_4
(III) fluoride	SbF_3	178.75	4.379 ²⁰	292	376	444 g/100 mL ²⁰ aq
(V) fluoride	SbF_5	216.75	2.99 ²³	8.3	141	d viol aq; s HOAc; forms solids with alc, bz, CS_2 , eth
hydride (stibine)	SbH_3	124.78	5.475 g/L	-91.5	-18.4	20 mL/100 mL ²⁰ aq; s CS_2 , alc
(III) iodide	SbI_3	502.47	4.92	168	401	g/100 g ²⁵ : 1.16 bz, 1.24 tol, 0.16 chl
(III) oxide (valentinite)	Sb_2O_3	291.52	5.7	655	1425	v sl s aq; s HCl, KOH
(V) oxide	Sb_2O_5	323.52	3.78	-O ₂ , >300		v sl s aq; sl s warm KOH, eth
(III) selenide	Sb_2Se_3	480.40	5.81	612		v sl s aq; s conc HCl
(III) sulfate	$\text{Sb}_2(\text{SO}_4)_3$	531.71	3.62	d		sl s aq
(III) sulfide	Sb_2S_3	339.72	4.56	546		0.002 ²⁰ aq (d); s H_2SO_4
(V) sulfide	Sb_2S_5	403.85	4.120	75 d		i aq; s HCl (d), NaOH
(III) telluride	Sb_2Te_3	626.32	6.52	620		i aq; s HNO_3
triethyl	$\text{Sb}(\text{C}_2\text{H}_5)_3$	209.0	1.324 ¹⁴	-29	159.5	i aq
trimethyl	$\text{Sb}(\text{CH}_3)_3$	166.9	1.523 ¹⁵		80.6	sl s aq
Argon	Ar	39.948(1)	1.7824 g/L ⁰	-189.38	-185.87	3.36 mL/100 mL ²⁰ aq
Arsenic	As	74.92159(2)	5.727 ²⁵ ₄	817	subl 615	i aq; s HNO_3
(III) bromide	AsBr_3	314.63	3.3972 ²⁵ ₄	31.1	220.0	hyd aq; s HCl, CS_2 , PE
(III) chloride	AsCl_3	181.28	2.1497 ²⁵ ₄	-16.2	130.2	misc chl, CCl_4 , eth; s HCl
(di-) disulfide	As_2S_2	213.97	3.254 ¹⁹	320	565	s alkali; v sl s bz
(III) fluoride	AsF_3	131.92	2.73 ¹⁵ ₃	-5.95	57.8	s alc, bz, eth, HF
(V) fluoride	AsF_5	169.91	7.46 g/L	-79.8	-52.8	hyd aq; s alc, bz, eth
(III) hydride (arsine)	AsH_3	77.95	3.420 g/L	-116.9	-62.5	28 mL/100 mL ²⁰ aq; s bz, chl
(III) iodide	AsI_3	455.63	4.73	140.9	424	s bz, tol; sl s aq, alc, eth
(III) oxide (arsenolite)	As_2O_3	197.84	3.86	274	460	1.8 ²⁰ aq; s alc

TABLE 3.2 Physical Constants of Inorganic Compounds (*Continued*)

Name	Formula	Formula weight	Density	Melting point, °C	Boiling point, °C	Solubility in 100 parts solvent
<i>Arsenic (continued)</i>						
(III) oxide (claudetite)	As ₂ O ₃	197.84	3.74	313	460	sl s aq; s dil acid, alk
(V) oxide	As ₂ O ₅	229.84	4.32	315	d 800	66 g/100 mL ²⁰ aq; s alc
(III) selenide	As ₂ Se ₃	386.72	4.75	260		s alkali, HNO ₃
(III) sulfide	As ₂ S ₃	246.04	3.460	310	707	i aq; s alk, slowly s hot HCl
(V) sulfide	As ₂ S ₅	310.17		subl 500		0.0003 aq; s alkali, HNO ₃
(III) telluride	As ₂ Te ₃	532.64	6.50	621		
Astatine	At	210		302		
Barium	Ba	137.33	3.51 ²⁰	726.9	1845	d aq to Ba(OH)
acetate hydrate	Ba(C ₂ H ₃ O ₂) ₂ · H ₂ O	273.43	2.19	anhyd 110	d 150	58.8 g/100 mL ⁰ aq; 0.014 alc
benzenesulfonate	Ba(O ₃ SC ₆ H ₅) ₂	451.70				s aq; sl s alc
bromate hydrate	Ba(BrO ₃) ₂ · H ₂ O	411.14	3.99 ¹⁸	d 260		0.96 ³⁰ aq; s acet; i alc
bromide	BaBr ₂	297.14	4.781	856	1835	92 g/100 mL ⁰ aq; s MeOH, acet
carbonate	BaCO ₃	197.34	4.2865	d 1300 to BaO + CO ₂		0.0024 aq; s acids
chlorate hydrate	Ba(ClO ₃) ₂ · H ₂ O	322.24	3.179	anhyd 120	- O ₂ , 250	34 g/100 mL ²⁰ aq; sl s alc, acet
chloride	BaCl ₂	208.24	3.856 ²⁴	962	1560	36 g/100 mL ²⁰ aq; s MeOH; i acet, EtAc
chloride dihydrate	BaCl ₂ · 2H ₂ O	244.26	3.097	anhyd 113		31.7 g/100 mL ⁰ aq
chromate(VI)	BaCrO ₄	253.33	4.498 ²⁰	d		0.001 ²⁰ aq; s mineral acids
cyanide	Ba(CN) ₂	189.36				80 g/100 mL ¹⁴ aq; s alc
fluoride	BaF ₂	175.32	4.89	1368	2260	0.161 ²⁰ aq; s acids
hexafluorosilicate	Ba[SiF ₆]	279.40	4.29 ₄ ¹	d 300		0.0235 ²⁵ aq; s NH ₄ Cl soln; i alc
hydrogen phosphate	BaHPO ₄	233.31	4.165 ¹⁵	d 410		0.01 aq; s HCl, HNO ₃
hydroxide 8-water	Ba(OH) ₂ · 8H ₂ O	315.48	2.18 ¹⁶	78		3.9 ²⁰ aq
iodate	Ba(IO ₃) ₂	487.13	5.23 ²⁰	d 476		0.033 ²⁰ aq; s HCl
iodide	BaI ₂	391.14	5.15	711	2027	169 g/100 mL ²⁰ aq; s alc, acet
manganate(VI)(2-)	BaMnO ₄	256.26	4.85			disprop to Ba(MnO ₄) ₂ + MnO ₂
molybdate	BaMoO ₄	297.27	4.975	1450		0.0058 ²⁵ aq
niobate	Ba(NbO ₃) ₂	419.14	5.44	1455		i aq
nitrate	Ba(NO ₃) ₂	261.34	3.24 ²³	592	d	5.0 aq; v sl s alc, acet
nitrite hydrate	Ba(NO ₂) ₂ · H ₂ O	247.35	3.173 ³⁰	d 115		54.8 g/100 mL ⁰ aq; i alc

oxalate	BaC ₂ O ₄	225.35	2.658	400 d		i aq
oxide	BaO	153.33	5.72	1973	3088	3.5 ²⁰ aq; s acids, EtOH
perchlorate	Ba(ClO ₄) ₂	336.23	3.20	505		g/100 mL ²⁵ ; 129 aq, 78 EtOH, 42 BuOH, 81 EtOAc; i eth
perchlorate 3-water	Ba(ClO ₄) ₂ · 3H ₂ O	390.27	2.74	d 400		198 g/100 mL ²⁵ aq; s MeOH; sl s acet
permanganate	Ba(MnO ₄) ₂	375.20	3.77	d 200		v s aq
peroxide	BaO ₂	169.33	4.96	450 d	– O ₂ , 800	1.5 ⁰ aq
selenide	BaSe	216.29	5.02	1780		d aq
stearate	Ba(C ₁₈ H ₃₅ O ₂) ₂	704.28	1.145	160		i aq
sulfate	BaSO ₄	233.39	4.50 ¹⁵	1580	d > 1600	0.00285 aq
sulfide	BaS	169.39	4.25 ¹⁵	2230		7.9 ²⁰ aq; dec in acids
sulfite	BaSO ₃	217.39	4.44	d		0.02 ⁰ aq; i alc
tetracyanoplatinate(II)-4-water	Ba[Pt(CN) ₄] · 4H ₂ O	508.54	2.076			2.86 aq; i alc
thiocyanate 2-water	Ba(SCN) ₂ · 2H ₂ O	289.53	2.286 ¹⁸	d 160		170 g/100 mL ²⁰ aq; s alc, acet
thiosulfate hydrate	BaS ₂ O ₃ · H ₂ O	267.47	3.5 ¹⁸	d 220		0.21 ²⁰ aq; i alc, acet, eth, CS
titanate(IV)(2–)	BaTiO ₃	233.19	6.02	1625		i aq
vanadate	Ba ₃ (VO ₄) ₂	641.86	5.14	707		
zirconate	BaZrO ₃	276.55	5.52	2500		i aq, alk; sl s acids
Berkelium (α form)	Bk	247	14.78	1050		
(β form)	Bk	247	13.25	986		
Beryllium	Be	9.012	1.8477 ²⁰	1287	2467	i aq; s acid, alk
bromide	BeBr ₂	168.82	3.465 ²⁵	508	521	v s aq; s alc; 18.6 pyr
carbide	Be ₂ C	30.04	1.90 ¹⁵	d > 2127		d aq; s acids, alkali giving CH ₄
chloride	BeCl ₂	79.92	1.899 ²⁵	415 (alpha)	482.3	42 g/100 mL aq; s alc, eth, pyr, CS ₂
fluoride	BeF ₂	47.01	1.986	555	subl 1036 ^{1mm}	v s aq (slowly)
hydride	BeH ₂	11.03	0.65	– H ₂ , 220		d aq (slowly), acids (rapidly)
hydroxide	Be(OH) ₂	43.03	1.909	93		s hot conc acids and alkali (viol)
iodide	BeI ₂	262.82	4.32	480	487	hyd aq violently; s alc, eth, CS ₂
nitrate 3-water	Be(NO ₃) ₂ · 3H ₂ O	187.07	1.557	60.5	d 125	166 g/100 mL ²⁰ aq
nitride	Be ₃ N ₂	55.05	2.71	2200		d hot aq, alkali
oxide	BeO	25.01	3.025	2578 (alpha)	3787	s conc H ₂ SO ₄
selenate 4-water	BeSeO ₄ · 4H ₂ O	224.03	2.03	anhyd 300	d 560	49 g/100 mL ²⁵ aq
silicate	Be ₂ SiO ₄	110.11	3.0	1560		i aq
sulfate 4-water	BeSO ₄ · 4H ₂ O	177.14	1.713	anhyd 270	d 580	39 g/100 mL ²⁰ aq; i alc
sulfide	BeS	41.08	2.36	d		i aq; s HNO ₃

TABLE 3.2 Physical Constants of Inorganic Compounds (*Continued*)

Name	Formula	Formula weight	Density	Melting point, °C	Boiling point, °C	Solubility in 100 parts solvent
Bismuth	Bi	208.9804	9.78	271.5	1564	i aq; s hot H ₂ SO ₄
(III) bromide	BiBr ₃	448.69	5.72	218	453	d aq; s dil acids, acet
bromide oxide	BiBrO	304.88	8.08 ²¹⁵	d		i aq; s acids
(III) chloride	BiCl ₃	315.34	4.75	233.5	447	d aq; s HCl, alc, eth, acet
chloride oxide	BiClO	260.43	7.72 ¹⁵	d		i aq; s HCl
(III) fluoride	BiF ₃	265.98	8.32	727	900	i aq; s HF
(V) fluoride	BiF ₅	303.97	5.55 ²⁵	154.4	subl 550	d (viol) aq giving O ₃ + BiF ₃
hydride	BiH ₃	212.00	9.303 g/L	-67	16.8	very unstable liquid
(III) hydroxide	Bi(OH) ₃	260.00	4.962 ¹⁵	- water, 100		d aq; s HCl
(III) iodide	BiI ₃	589.69	5.778 ²⁰	408.6	subl 439	i aq; s HCl, alc
iodide oxide	BiIO	351.88	7.922	d red heat		i aq; s HCl
(III) nitrate 5-water	Bi(NO ₃) ₃ · 5H ₂ O	485.07	2.83	anhyd 80		d aq; s HNO ₃ , acet, glycol
(III) oxide	Bi ₂ O ₃	465.96	8.76	817	1890	i aq; s HCl, HNO ₃
(V) oxide	Bi ₂ O ₅	497.96	5.10	d 150		i aq; s KOH
(III) phosphate	BiPO ₄	303.95	6.323 ¹⁵	d		s conc HCl, HNO ₃
(III) selenide	Bi ₂ Se ₃	654.84	7.70 ²⁰	710 d	d	i aq; d aq reg
(III) sulfate	Bi ₂ (SO ₄) ₃	706.14	5.08	d 405		d aq, alc; s HCl
(III) sulfide	Bi ₂ S ₃	514.16	6.78	850		i aq, EtAc; s HNO ₃ , HCl
(III) telluride	Bi ₂ Te ₃	800.76	7.74	588.5		i aq; s alc
Boranes						
diborane(6)	B ₂ H ₆	27.67	1.214 g/L	-165.5	-92.5	FP -68; s NH ₄ OH, conc H ₂ SO ₄
tetraborane(10)	B ₄ H ₁₀	53.32	2.340 g/L	-120	18	sl s aq; s bz
pentaborane(9)	B ₅ H ₉	63.13	0.60	-46.81	60.0	hyd aq
pentaborane(11)	B ₅ H ₁₁	65.14	0.745	-123	63	d aq
hexaborane(10)	B ₆ H ₁₀	74.95	0.67	-62.3	108 d	d hot aq
decaborane(14)	B ₁₀ H ₁₄	122.22	0.948	99.5	213	sl s aq; s bz, CS ₂ , eth
Borazine	B ₃ H ₆ N ₃	80.50	lq: 0.81 ^{pp}	-58	55	sl s aq (d)
Boric acids, <i>see</i> under Hydrogen						
Boron	B	10.811	2.34	2076	3864	i aq
carbide	B ₄ C	55.25	2.510 ²⁵	2350	>3500	s fused alkalis
tribromide	BBr ₃	250.52	2.6	-46.0	91.3	d aq, alc

trichloride	BCl_3	117.17	5.141 g/L	-107	12.7	d aq, alc
trifluoride	BF_3	67.81	3.077 g/L ^{STP}	-127.1	-100.4	332 g/100 mL ⁰ aq; s bz, chl, CCl_4
trifluoride 1-diethyl ether	$\text{BF}_3 \cdot \text{O}(\text{C}_2\text{H}_5)_2$	141.94	1.125	-60.4	125.7	d aq
trifluoride 1-methanol	$\text{BF}_3 \cdot \text{HOCH}_3$	131.89	1.203		59 ^{4mm}	
nitride	BN	24.82	2.18	2967		sl s hot acids
oxide	B_2O_3	69.62	2.55	450.0	2065	3.3 aq (slowly); s alc, glyc
Bromine	Br_2	159.808	3.1023 ²⁵	-7.25	58.8	3.4 g/100 mL ²⁰ aq; v s alc, chl, eth
pentafluoride	BF_5	174.90	2.460	-60.5	40.76	explodes with water; s HF
trifluoride	BF_3	136.90	2.803 ²⁵	8.77	125.74	d viol aq; d alk; smokes in air
Cadmium	Cd	112.411	8.65 ²⁵	321	765	i aq, alk; s HNO_3 , hot HCl
acetate	$\text{Cd}(\text{C}_2\text{H}_3\text{O}_2)_2$	230.50	2.341	255	d	v s aq; s alc
bromide	CdBr_2	272.22	5.192	566	963	99 g/100 mL ²⁰ aq; s acet; sl s eth
carbonate	CdCO_3	172.42	4.258 ⁴	d 500		s acids, NH_4OH
chloride	CdCl_2	183.32	4.05 ²⁵	568	960	120 g/100 mL ²⁵ aq
cyanide	$\text{Cd}(\text{CN})_2$	164.44	2.226	d 200		1.71 g/100 mL ¹⁵ aq; sl s alc
fluoride	CdF_2	150.41	6.33	1110	1748	4.3 g/100 mL ²⁵ aq
hydroxide	$\text{Cd}(\text{OH})_2$	146.43	4.79	- H_2O , 130	CaO , 200	0.00026 ²⁰ aq; s acids
iodide	CdI_2	366.22	5.670	388	742	84.7 g/100 mL ²⁰ aq; s alc, acet, eth
nitrate 4-water	$\text{Cd}(\text{NO}_3)_2 \cdot 4\text{H}_2\text{O}$	308.48	2.455	59.4		167 g/100 mL ²⁵ aq; s alc, acet
oxide	CdO	128.41	8.15 cubic	1540		i aq; s acids
phosphide	Cd_3P_2	399.18	5.96	700		s dil acid
selenide	CdSe	191.37	5.81 ¹⁵	1350		i aq; d acids
sulfate-water (3/8)	$3\text{CdSO}_4 \cdot 8\text{H}_2\text{O}$	769.56	3.08	monohydrate, 80		94.4 g/100 mL ²⁵ aq; i alc, EtAc
sulfide	CdS	144.48	4.83	1750		0.13 ¹⁸ aq; s acids
telluride	CdTe	240.01	6.20 ¹⁵	1041		i aq; d HNO_3
tungstate(VI)	CdWO_4	360.25	8.0			i aq, dil acids; s alkali CN's
Calcium	Ca	40.078(4)	1.55	842	1484	d aq; s acids
acetate	$\text{Ca}(\text{C}_2\text{H}_3\text{O}_2)_2$	158.17	1.50	d > 160		37.4 g/100 mL ⁰ aq; i alc, bz, acet
arsenate	$\text{Ca}_3(\text{AsO}_4)_2$	398.07	3.620			0.013 ²⁵ aq
bromide	CaBr_2	199.89	3.38	742	1815	143 g/100 mL ²⁰ aq; v s alc, acet
carbide	CaC_2	64.10	2.222	2300		reacts with aq giving C_2H_2
carbonate (aragonite)	CaCO_3	100.09	2.83	d 825 to CaO		s dil acids
carbonate (calcite)	CaCO_3	100.09	2.711	d 825 to CaO		0.0013 g/100 mL ²⁰ ; s acids
chlorate 2-water	$\text{Ca}(\text{ClO}_3)_2 \cdot 2\text{H}_2\text{O}$	243.01	2.711	anhyd 100		167 g/100 mL ²⁰ aq; s alc
chloride	CaCl_2	110.98	2.163 ²⁵	775	ca. 1940	42 g/100 mL ²⁰ aq; s alc, acet
chloride 6-water	$\text{CaCl}_2 \cdot 6\text{H}_2\text{O}$	219.07	1.71	anhyd 200		74.5 g/100 mL ²⁰ aq; v s alc
chlorite	$\text{Ca}(\text{ClO}_2)_2$	174.99	2.71 ²⁵	100		167 g/100 mL aq; s alc

TABLE 3.2 Physical Constants of Inorganic Compounds (*Continued*)

Name	Formula	Formula weight	Density	Melting point, °C	Boiling point, °C	Solubility in 100 parts solvent
Calcium (<i>continued</i>)						
chromate(VI) 2-water	CaCrO ₄ · 2H ₂ O	192.10	2.50	anhyd 200		sl s aq; s dil acids
citrate 4-water	CaC ₆ H ₆ O ₇ · 4H ₂ O	570.51		anhyd 120		0.10 aq; i alc
cyanamide	CaCN ₂	80.10	2.29	ca. 1340	subl	no known solv without dec
cyanide	Ca(CN) ₂	92.11		s > 350		s aq
dichromate(VI)	CaCr ₂ O ₇	256.10	2.370 ³⁰	d > 100		v s aq; i eth; d alc
dihydrogen phosphate hydrate	Ca(H ₂ PO ₄) ₂ · H ₂ O	252.07	2.220 ¹⁸	anhyd 100	d 200	1.8 ³⁰ aq
diphosphate (pyrophosphate)	Ca ₂ P ₂ O ₇	254.10	3.09	1353		i aq; s HCl, HNO ₃
fluoride	CaF ₂	78.08	3.180	1418	2533	0.0015 ²⁰ aq; s conc mineral acids
formate	Ca(CHO ₂) ₂	130.11	2.015	300 d		16.6 g/100 mL ²⁰ aq; i alc
(+)gluconate	Ca[OOC(CHOH) ₂ CH ₂ OH] ₂	430.38				3.72 ²⁰ aq
glycerophosphate	Ca[C ₃ H ₅ (OH) ₃]PO ₄	210.16		d > 170		1.66 ²⁰ aq; i alc
hexafluorosilicate	Ca[SiF ₆]	182.17	2.662			i aq, acet
hydride	CaH ₂	42.09	1.70	1000		d aq, alc
hydroxide	Ca(OH) ₂	74.09	2.343	– H ₂ O, 580		0.17 ¹⁰ aq; s acids
hypochlorite	Ca(OCl) ₂	142.99	2.35	100 d		d aq evolving Cl ₂ ; i alc
iodate	Ca(IO ₃) ₂	389.88	4.519 ¹⁵	d > 540		0.10 ⁰ aq; i alc
iodide	CaI ₂	293.89	3.956	783	1755	68 g/100 mL ²⁰ aq; v s alc, acet; i eth
lactate 5-water	Ca(C ₃ H ₅ O ₃) ₂ · 5H ₂ O	308.30		– 3H ₂ O, 100	anhyd 120	5.4 ¹⁵ aq; v sl s alc
magnesium carbonate	Ca[Mg(CO ₃) ₂]	184.41	2.872	d 730		0.032 ¹⁸ aq; s HCl
molybdate(VI)(2–)	CaMoO ₄	200.02	4.35			s conc mineral acids
nitrate	Ca(NO ₃) ₂	164.09	2.504	56l		152 g/100 mL ³⁰ aq
nitride	Ca ₃ N ₂	148.25	2.67	1195		d aq; s dilute acids (d)
nitrite 4-water	Ca(NO ₂) ₂ · 4H ₂ O	204.15	1.674	d		84.5 g/100 mL ¹⁸ aq; sl s alc
oleate	Ca(C ₁₈ H ₃₃ O ₂) ₂	603.01		83–84	d > 400	0.04 aq; s chl, bz; v sl s alc, eth
oxalate hydrate	CaC ₂ O ₄ · H ₂ O	146.11	2.2	anhyd 200		0.0006 aq; s acids
oxide	CaO	56.08	3.34	2900	3500	0.13 ²⁵ aq; s acids
palmitate	Ca(C ₁₆ H ₃₁ O ₂) ₂	550.93		d > 155		0.003 aq; sl s bz, chl, HOAc
(+)panthothenate (vitamin B ₃)	Ca[O ₂ CH ₂ CH ₂ NHO-CH(OH)(CH ₃) ₂ CH ₂ OH] ₂	476.55		d 195–196		36 g/100 mL aq; sl s alc, acet

perchlorate	$\text{Ca}(\text{ClO}_4)_2$	238.98	2.65	d 270		g/100 mL ²⁵ : 112 aq, 89.5 EtOH, 68 BuOH, 57 EtOAc, 43 acet
permanganate 5-water	$\text{Ca}(\text{MnO}_4)_2 \cdot 5\text{H}_2\text{O}$	368.03	2.4	d		338 g/100 mL aq
peroxide	CaO_2	72.08	2.92	explodes 275		sl s aq; s acids
phenoxide	$\text{Ca}(\text{OC}_6\text{H}_5)_2$	226.28	d in air			sl s aq, alc
phosphate	$\text{Ca}_3(\text{PO}_4)_2$	310.18	3.14	1670		0.03 ²⁵ aq; s HCl, HNO ₃ ; i alc
phosphide	Ca_3P_2	182.18	2.51	ca. 1600		d aq; s acids; i alc, eth
phosphinate	$\text{Ca}(\text{PH}_2\text{O}_2)_2$	170.06		d > 300		15.4 g/100 mL aq; sl s glyc
propanoate	$\text{Ca}(\text{OOCCH}_2\text{CH}_3)_2$	186.22				s aq; sl s alc; i acet, bz
salicylate 2-water	$\text{Ca}(\text{C}_7\text{H}_5\text{O}_3)_2 \cdot 2\text{H}_2\text{O}$	350.34		anhyd 200	d 240	2.8 ¹⁵ aq; 0.015 ¹⁶ EtOH
selenate 2-water	$\text{CaSeO}_4 \cdot 2\text{H}_2\text{O}$	219.07	2.75	anhyd 200	d 698	9.2 g/100 mL ²⁵ aq
selenide	CaSe	119.04	3.82			
silicate	Ca_2SiO_4	172.24	3.27	2130		i aq
stearate	$\text{Ca}(\text{C}_{18}\text{H}_{35}\text{O}_2)_2$	607.04		179–180		0.004 ¹⁵ aq; s hot pyr; i acet, chl
succinate 3-water	$\text{CaC}_4\text{H}_6\text{O}_4 \cdot 3\text{H}_2\text{O}$	212.22				1.28 ²⁰ aq; s acids; i alc
sulfate	CaSO_4	136.14	2.960	1460		0.20 aq; s acids
sulfate hemihydrate	$\text{CaSO}_4 \cdot 0.5\text{H}_2\text{O}$	145.15		anhyd 163		0.3 ²⁰ aq; s acids, glyc
sulfate 2-water	$\text{CaSO}_4 \cdot 2\text{H}_2\text{O}$	172.17	2.32	– 1.5 H ₂ O, 128	anhyd 163	0.26 ²⁰ aq; s acid, glyc
sulfide	CaS	72.14	2.59	2525		0.02 (d) aq; d acids
sulfite 2-water	$\text{CaSO}_3 \cdot 2\text{H}_2\text{O}$	156.17		anhyd 100		0.004 aq; s acids d; sl s alc
(±)tartarate 4-water	$\text{CaC}_4\text{H}_4\text{O}_6 \cdot 4\text{H}_2\text{O}$	260.21		anhyd 200		0.0045 ²⁵ aq; s acids; sl s alc
telluride	CaTe	167.68	4.873			
tetraborate	CaB_4O_7	195.36				s dil acids
tetrahydroaluminat	$\text{Ca}[\text{AlH}_4]_2$	102.10		ign moist air		d viol aq, alc; i bz, eth
thiocyanate 3-water	$\text{Ca}(\text{SCN})_2 \cdot 3\text{H}_2\text{O}$	210.29		d > 160		150 g/100 mL aq; v s alc
thioglycollate 3-water	$\text{Ca}(-\text{OOCCH}_2\text{S}-) \cdot 3\text{H}_2\text{O}$	184.24		– H ₂ O, > 95	d > 220	s aq; v sl s alc, chl; i bz, eth
thiosulfate 6-water	$\text{CaS}_2\text{O}_3 \cdot 6\text{H}_2\text{O}$	260.30	1.872	d > 45		92 g/100 mL ²⁵ aq; i alc
titanate	CaTiO_3	135.84	3.98	1980		
tungstate(VI)(2–)	CaWO_4	287.93	6.062 ²⁰			0.0032 aq; d hot acids
Californium-252	Cf	252.1		900		
chloride	CfCl_3	358.5	5.88			
Carbon (diamond)	C	12.011	3.513	3500 ^{63.5atm}	3930	i aq, alc
(graphite)	C		2.267	subl 3915–4020		
dioxide	CO_2	44.01	c: 1.56 ⁻⁷⁹ g: 1.975 g/L ⁰	– 78.44 subl		88 mL/100 mL ²⁰ aq
diselenide	CSe_2	169.93	2.6626 ²⁵	– 45.5	125.1	i aq; s acet, eth; misc CCl ₄ ; d alc
disulfide	CS_2	76.14	1.2555	– 111.6	46.56	FP – 30; 0.29 ²⁰ aq; s alc, eth

TABLE 3.2 Physical Constants of Inorganic Compounds (*Continued*)

Name	Formula	Formula weight	Density	Melting point, °C	Boiling point, °C	Solubility in 100 parts solvent
Carbon (<i>continued</i>)						
hydride (methane)	CH ₄	16.04	0.415 ⁻¹⁶⁴	-182.48	-161.49	s bz
monoxide	CO	28.01	lq: 0.814 ⁻¹⁹⁵ g: 1.250 g/L ⁰	-205.05	-191.49	2.3 mL/100 mL ²⁰ aq; 16 mL/100 ml alc; s HOAc, EtAc
suboxide	C ₃ O ₂	68.03	1.114 ₄ ⁰ 2.985 g/L	-111.3	6.8	d aq to malonic acid; sl s CS ₂
tetrabromide	CBr ₄	331.65	3.42	90.1	190	i aq; s alc, chl, eth
tetrachloride	CCl ₄	153.82	1.589 ₂₃ ²³	-22.9	76.7	0.05 mL/100 mL aq; s alc, chl, eth
tetrafluoride	CF ₄	88.00	1.96 ⁻¹⁸⁴	-183.6	-127.8	sl s aq
tetraiodide	CI ₄	519.63	4.34 ₃ ²⁰	171	subl 130	slowly hyd aq; s bz, chl, eth
Carbonyl bromide	COBr ₂	187.82	2.5		64.5	hyd aq
chloride	COCl ₂	98.92	4.340 g/L	-127.9	8.2	hyd aq; s bz, HOAc
fluoride	COF ₂	66.01	lq: 1.139 g: 2.896 g/L	-114.0	-83.1	hyd aq
sulfide	COS	60.07	2.636 g/L	-138.81	-50.23	54 mL/100 mL ²⁰ aq; s alc, CS ₂
Cerium	Ce	140.11	6.773	795	3440	i aq; s acids
(III) bromide	CeBr ₃	379.83	5.18	733	1460	s aq, alc
(III) chloride	CeCl ₃	246.47	3.97 ²⁵	817	1730	s aq, alc
(III) fluoride	CeF ₃	197.11	6.157	1430	2327	i but slowly hyd aq; s H ₂ SO ₄
(IV) fluoride	CeF ₄	216.11	4.77	d > 550		i aq
(III) iodide	CeI ₃	520.83		766	1400	s aq
(III) nitrate 3-water	Ce(NO ₃) ₃ · 3H ₂ O	380.17		anhyd 150	d 200	234 g/100 mL ²⁰ aq
(IV) oxide	CeO ₂	172.11	7.65	2400		i aq; s acids
(III) sulfate	Ce ₂ (SO ₄) ₃	568.42	3.912	d 1000		9.72 g/100 mL ²¹ aq
(IV) sulfate	Ce(SO ₄) ₂	332.24	3.91	d 195		hyd aq; s dil H ₂ SO ₄
Cesium	Cs	132.9054	1.8785 ¹⁵	28.44	668.2	d aq; s acids
bromide	CsBr	212.81	4.44	636	≈1300	107 g/100 mL ¹⁸ aq; s alc; i acet
carbonate	Cs ₂ CO ₃	325.82	4.24	792		v s aq; 11 g/100 mL ²⁰ alc; s eth
chloride	CsCl	168.36	3.99	646	1300	g/100 mL: 187 ²⁰ aq; 34 ²⁵ MeOH; v s alc
fluoride	CsF	151.90	4.115	703	1231	322 g/100 mL ¹⁸ aq
hydroxide	CsOH	149.91	3.68	272	990	386 g/100 mL ¹⁵ aq; s alc

iodate	CsIO ₃	307.81	4.934 ²⁰	565		2.6 ²⁵ aq
iodide	CsI	259.81	4.510	621	≈1280	76.5 g/100 mL ²⁰ aq; s EtOH; i acet
nitrate	CsNO ₃	194.91	3.66	414	d 849	23 g/100 mL ²⁰ aq; s acet; v sl s alc
oxide	Cs ₂ O	281.81	4.65	490		v s aq
perchlorate	CsClO ₄	232.36	3.327	250		g/100 mL ²⁵ : 1.96, 0.0086 EtOH, 0.118 acet, 0.0048 BuOH; i EtOAc, eth
selenate	Cs ₂ SeO ₄	408.77	4.453			244 g/100 mL ¹² aq
sulfate	Cs ₂ SO ₄	361.87	4.243	1005		179 g/100 mL ²⁰ aq; i alc, acet, pyr
Chlorine	Cl ₂	70.905	g: 2.98 ²⁰ g/L lq: 1.5649 ⁻³⁵	-101.5	-34.04	199 mL/100 mL ²⁵ aq
dioxide	ClO ₂	67.45	2.960 g/L	-59.6	10.9	11.2 g/100 mL ¹⁰ aq
fluoride	ClF	54.45	4.057 g/L	-155.6	-100.1	d viol aq; organics burst into flame
heptoxide	Cl ₂ O ₇	182.90	1.805 ²⁵	-91.5	82	hyd aq slowly; explodes on concussion or on contact with flame or I ₂
monoxide	Cl ₂ O	86.90	3.813 g/L	-120.6	2.2	v s aq (forms HClO); s CCl ₄
pentafluoride	ClF ₅	130.44	5.724 g/L	-103	-13.1	
trifluoride	ClF ₃	92.45	g: 4.057 g/L lq: 1.825 ²⁰ ₂₀	-76.3	11.75	hyd viol aq; organic matter and glass wool burst into flame
trioxide (dimer)	(ClO ₃) ₂	166.90	1.92 ²⁰	3.5	≈200	reacts with aq
Chromium	Cr	51.996	7.15	1907	2679	s dil HCl
(II) acetate	Cr(C ₂ H ₃ O ₂) ₂	170.09	1.79			sl s aq, alc; s a; i eth
(III) acetate	Cr(C ₂ H ₃ O ₂) ₃	229.13				s aq
(II) bromide	CrBr ₂	211.80	4.236	842		s aq, alc
(III) bromide	CrBr ₃	291.71	4.68			s hot aq; v s alc
(II) chloride	CrCl ₂	122.90	2.88 ²⁵	814	subl 1300	v s aq
(III) chloride	CrCl ₃	158.35	2.87	1152	d >1300	s aq, alc (slow); i acet
(II) fluoride	CrF ₂	89.99	3.79	894		sl s aq; s hot HCl
(III) fluoride	CrF ₃	108.99	3.8	1400		aq, alc; s HF, HCl
(III) formate 6-water	Cr(CHO ₂) ₃ · 6H ₂ O	295.15		d >300		s aq
hexacarbonyl	Cr(CO) ₆	220.06	1.77	d 130	explodes 210	i aq, alc; s eth, chl
(III) hydroxide	Cr(OH) ₃	101.02		d		i aq; s acids
(III) nitrate 9-water	Cr(NO ₃) ₃ · 9H ₂ O	400.15	1.80	66	d >100	208 g/100 mL ¹⁵ aq; s alc
(III) oxide	Cr ₂ O ₃	151.99	5.21	2330	≈3000	i aq, alc; sl s acids, alkalis
(IV) oxide	CrO ₂	84.00	4.89	197	-O ₂ , 250	i aq; s HNO ₃
(VI) oxide	CrO ₃	99.99	2.70 ²⁵	198	d 250	61.7 g/100 mL aq; may ign organics

TABLE 3.2 Physical Constants of Inorganic Compounds (*Continued*)

Name	Formula	Formula weight	Density	Melting point, °C	Boiling point, °C	Solubility in 100 parts solvent
Chromium (<i>continued</i>)						
(III) phosphate	CrPO ₄	146.97	4.6	>1800		i aq, acids, aq reg
potassium bisulfate 12-water	CrK(SO ₄) ₂ · 12H ₂ O	499.41	1.826 ²⁵	89	anhyd 400	22 g/100 mL ²⁵ aq; i alc
(II) sulfate 7-water	CrSO ₄ · 7H ₂ O	274.17				22.9 g/100 mL ⁰ aq; sl s alc
(III) sulfate 18-water	Cr ₂ (SO ₄) ₃ · 18H ₂ O	716.45	1.7	d 100		220 g/100 mL ²⁰ aq
Chromyl chloride	CrO ₂ Cl ₂	154.90	1.9145 ²⁵	-96.5	117	d aq; s bz, chl, eth, CCl ₄
fluoride	CrO ₂ F ₂	121.99		31.6 ^{885mm}	subl 29.6	
Cobalt	Co	58.9332	8.90	1494	2927	i aq; s dil HNO ₃
(II) acetate 4-water	Co(C ₂ H ₃ O ₂) ₂ · 4H ₂ O	249.08	1.705 ¹⁹	anhyd 140		s aq; 2.1 g/100 mL ¹⁵ MeOH
(III) acetate	Co(C ₂ H ₃ O ₂) ₃	236.07		d > 100		s aq, HOAc, alc
(II) bromide	CoBr ₂	218.74	4.909 ²⁵	678 (in N ₂)		112 g/100 mL ²⁰ aq; s alc, acet
(II) carbonate	CoCO ₃	118.94	4.13	d		0.18 ¹⁵ aq; s hot acids
(II) chloride	CoCl ₂	129.84	3.367 ²⁵	735	1049	53 g/100 mL ²⁰ aq; s alc, acet, eth, glyc, pyr
(II) chloride 6-water	CoCl ₂ · 6H ₂ O	237.93	1.924	anhyd 110		97 g/100 mL ²⁰ aq
(II) chromate	CoCrO ₄	174.93	≈4.0	d		i aq; s acids
(II) cyanide	Co(CN) ₂	110.97	1.872 ²⁵	d 300		0.0042 ¹⁸ aq; s KCN
(II) fluoride	CoF ₃	96.93	4.46	1127	≈1400	1.36 ²⁰ aq; s warm mineral acids
(III) fluoride	CoF ₃	115.93	3.88	926		d aq
(II) formate 2-water	Co(CHO ₂) ₂ · 2H ₂ O	185.00	2.129 ²²	anhyd 140	d 175	5.03 g/100 mL ³⁰ aq; i alc
(II) hydroxide	Co(OH) ₂	92.95	3.37	168 (vacuo)		0.00018 aq; v s acids
(III) hydroxide	Co(OH) ₃	109.96	4.46	-H ₂ O, 100	d	0.00032 aq; s acids
(II) iodide (alpha, black)	CoI ₂	312.74	5.584 ²⁵	515 (vacuo)	570 (vacuo)	203 aq
(II) nitrate 6-water	Co(NO ₃) ₃ · 6H ₂ O	291.03	1.88	55	d > 74	155 g/100 mL ³⁰ aq; v s alc
(II) oxalate	CoC ₂ O ₄	146.95	3.021	d 250		0.002 ¹⁸ aq
(II) oxide	CoO	74.93	6.44	-s1935		i aq; s acids, alkalis
(II,III) oxide	Co ₃ O ₄	240.80	6.07	d > 900		i aq; s acids, alkalis
(II) phosphate 8-water	Co ₃ (PO ₄) ₂ · 8H ₂ O	510.87	2.769	anhyd 200		v sl s aq; s mineral acids
(II) sulfate 7-water	CoSO ₄ · 7H ₂ O	281.10	2.03	anhyd 420	d 1140	65 g/100 mL ²⁰ aq; sl s alc
(II) sulfide	CoS	91.00	5.45 ¹⁸	1180		i aq; s acids
(II) thiocyanate 3-water	Co(SCN) ₂ · 3H ₂ O	229.14		anhyd 105		7.8 ¹⁸ aq; s alc, eth

Copper	Cu	63.546	8.96 ²⁰	1084.62	2561.5	i; s HNO ₃ , hot H ₂ SO ₄
(II) acetate 1-water	Cu(C ₂ H ₃ O ₂) · H ₂ O	199.65	1.882	115	d 240	8 g/100 mL aq; 0.48 MeOH; sl s eth
acetate <i>meta</i> -arsenate (1/3)	Cu(C ₂ H ₃ O ₂) ₂ · 3Cu(AsO ₂) ₂	1013.80				unstable in acids, bases; s NH ₄ OH
(II) borate(1-)	Cu(BO ₂) ₂	149.17	3.859			s a; i aq
(I) bromide	CuBr	143.45	4.98	497	1345	v sl s aq; s HCl, HBr, NH ₄ OH
(II) bromide	CuBr ₂	223.35	4.71	498	900	126 g/100 mL aq; s alc, acet, pyr; i bz
(II) carbonate hydroxide (1/1) (malachite)	CuCO ₃ · Cu(OH) ₂	221.12	4.0	d 200		i aq; s acids
(II) chlorate 6-water	Cu(ClO ₃) ₂ · 6H ₂ O	338.54		65	d 100	242 g/100 mL ¹⁸ aq; v s alc; s acet
(I) chloride	CuCl	99.00	4.14	430	≈1400	0.024 aq; s conc HCl, conc NH ₄ OH
(II) chloride	CuCl ₂	134.45	3.386	300 d		73 g/100 mL ²⁰ aq; s alc, acet
(II) chloride 2-water	CuCl ₂ · 2H ₂ O	170.48	2.51	anhyd 200	d >300	76.4 g/100 mL ²⁵ aq; v s alc; s acet
(I) chromium(III) oxide (1/1)	Cr ₂ O ₃ · Cu ₂ O	295.07	5.24 ²⁰	d >900		i aq; s HNO ₃
(II) citrate 2.5-water	Cu ₂ C ₆ H ₄ O ₇ · 2.5H ₂ O	360.22		anhyd 100		0.17 aq; s acids
(I) cyanide	CuCN	89.56	2.92	473 (in N ₂)	d	i aq; s NH ₄ OH, KCN; d hot dil HCl
(II) fluoride	CuF ₂	101.54	4.23	836	1676	4.75 g/100 mL ²⁰ aq; s acids
(II) formate	Cu(CHO ₂) ₂	153.58	1.831			12.5 aq
(II) hexafluorosilicate 4-water	Cu[SiF ₆] · 4H ₂ O	277.60	2.56	d		124 g/100 mL ²⁰ aq
(II) hydroxide	Cu(OH) ₂	97.56	3.368	d 160		i aq; s acids
(I) iodide	CuI	190.45	5.67	606	≈1290	i aq; s KCN, NH ₄ OH, KI
(II) nitrate 3-water	Cu(NO ₃) ₂ · 3H ₂ O	241.60	2.32	114.5	170 d	138 g/100 mL ⁰ aq; v s alc
(II) oleate	Cu(OOCC ₁₇ H ₃₃) ₂	626.46				i aq; sl s alc; s eth
(II) oxalate hemihydrate	CuC ₂ O ₄ · 0.5H ₂ O	160.57		anhydr >200	d 310	0.002 aq; s NH ₄ OH
(I) oxide	Cu ₂ O	143.09	6.0 ₄ ²⁵	1235	-O ₂ , 1800	i aq; s HCl
(II) oxide	CuO	79.54	6.315 ₄ ¹	1450		i aq, alc; s acids, KCN
(II) perchlorate	Cu(ClO ₄) ₂	262.45	2.225 ²³	d >130		146 g/100 mL ³⁰ aq; s eth, EtAc; i bz
(II) phosphate 3-water	Cu ₃ (PO ₄) ₂ · 3H ₂ O	434.63		d		i aq; s acids
(II) salicylate 4-water	Cu(C ₇ H ₅ O ₃) ₂ · 4H ₂ O	409.83		d		v s aq; s alc
(II) selenate 5-water	CuSeO ₄ · 5H ₂ O	296.58	2.559	anhyd 265	d ca. 480	25 g/100 mL ²⁰ aq; v sl s acet
(I) selenide	Cu ₂ Se	206.05	6.84 ₃ ¹	1113		d HCl
(II) selenide	CuSe	142.51	6.0	d 550		s acids
(II) stearate	Cu(OOCC ₁₇ H ₃₅) ₂	630.50		≈250		i aq, alc, eth; s hot bz, pyr
(II) sulfate	CuSO ₄	159.61	3.603	d >560		14.3 g/100 mL ⁰ aq; i alc
(II) sulfate 5-water	CuSO ₄ · 5H ₂ O	249.69	2.284 ₄ ⁶	anhyd 200		32 g/100 mL ²⁰ aq; s MeOH, glyc

TABLE 3.2 Physical Constants of Inorganic Compounds (*Continued*)

Name	Formula	Formula weight	Density	Melting point, °C	Boiling point, °C	Solubility in 100 parts solvent
<i>Copper (continued)</i>						
(I) sulfide	Cu ₂ S	159.16	5.62 ²⁰	1130		i aq; d HNO ₃ , s KCN
(II) sulfide	CuS	95.61	4.76			i aq; s hot HNO ₃ , KCN
(I) sulfite hydrate	Cu ₂ SO ₃ · H ₂ O	225.16	3.83 ¹⁵	d		sl s aq; s HCl
(II) tartrate 3-water	CuC ₄ H ₄ O ₆ · 3H ₂ O	265.66				0.4220 aq; s acids, alkalis
(I) thiocyanate	CuSCN	121.62	2.85	1084		0.00044 aq; s NH ₄ OH, eth, alkali SCN
(II) tungstate(VI)(2-)	CuWO ₄ · 2H ₂ O	347.41				0.1 ¹⁵ aq; d acids; s NH ₄ OH
Curium-244	Cm	244.063	13.51	1340	≈3110	s acids
Cyanogen	NC—CN	52.03	2.335 g/L	-27.84	-21.15	mL/100 mL: 450 ²⁰ aq, 230 alc;
azide	NC—N ₃	68.04				s acetonitrile; pure azide detonates upon shock. Handle only in sol- vents.
bromide	NCBr	105.92	2.005	52	61.5	v s aq, alc, eth
chloride	NCCl	61.47	2.697 g/L	-6.5	13.8	s aq, alc, eth
fluoride	NCF	45.02	1.975 g/L	-82	-46	
Deuterium	D ₂ or ² H ₂	4.03	0.169 ^{mp} lq	-252.89	-249.49	sl s aq
oxide	D ₂ O	20.03	1.1056 ²⁰	3.82	101.43	misc aq
Dysprosium	Dy	162.50	8.540 ²⁵	1412	2567	s acids
bromide	DyBr ₃	402.21	4.78	880	1480	s aq
chloride	DyCl ₃	268.86	3.67	680	1530	s aq
fluoride	DyF ₃	219.50	7.465	1154	2230	i aq
oxide	Dy ₂ O ₃	373.00	7.81 ²⁷	2408		s aq
Einsteinium	Es	252.083	8.84	860		
Erbium	Er	167.26	9.066	1529	2868	s acid
chloride	ErCl ₃	273.62	4.1	776	1500	s aq; sl s alc
oxide	Er ₂ O ₃	382.52	8.640	2418		0.0005 ²⁵ aq; s acids
sulfate 8-water	Er ₂ (SO ₄) ₃ · 8H ₂ O	766.83	3.205	anhyd 110	d 630	16.0 g/100 mL ²⁰ aq
Europium	Eu	151.965	5.244	822	1527	s acids
(III) chloride	EuCl ₃	258.32	4.89	623 d		s aq
(III) oxide	Eu ₂ O ₃	351.93	7.42	2350		i aq; s acids
(III) sulfate 8-water	Eu ₂ (SO ₄) ₃ · 8H ₂ O	736.24	-8H ₂ O, 375			2.56 ²⁰ aq

Fermium-257	Fm	257.0951		1527			
Fluorine	F ₂	38.00	1.513 ^{bp} lq	-219.61	-188.13	d aq viol; ignites organics and silicates	
nitrate	FONO ₂	81.00	1.667 g/L 1.507 ^{bp} lq	-175	-45.9	hyd aq; s acet; ignites alc, eth; liquid explodes on slight concussion	
perchlorate	FOClO ₃	118.45	5.20 g/L	-167.3	-15.9	explodes on slightest provocation	
Francium-223	Fr	223.02					
Gadolinium	Gd	157.25	7.90	1312	3273	s acids	
chloride	GdCl ₃	263.61	4.52 ⁰	~609	1580	s aq	
fluoride	GdF ₃	214.25	7.047	1231	2277	i aq	
nitrate 6-water	Gd(NO ₃) ₃ · 6H ₂ O	451.36	2.332	91		s aq, alc	
oxide	Gd ₂ O ₃	362.50	7.407 ¹⁵	2340		s acids	
sulfate 8-water	Gd ₂ (SO ₄) ₂ · 8H ₂ O	746.81	3.010 ¹⁸	anhyd 400	d 500	4.08 aq	
Gallium	Ga	69.723	5.904 ^{29.6} (c) 6.095 ^{29.8} (lq)	29.7646	2203	s conc HCl, halogens, alkalis	
antimonide	GaSb	191.48	5.614	712		s HCl	
arsenide	GaAs	144.65	5.318 ₄ ²⁵	1238		s HCl	
chloride	GaCl ₃	176.08	2.47	77.9	201.2	d aq; s bz, CCl ₄ , CS ₂	
fluoride	GaF ₃	126.72	4.47	>1000	subl 950	0.004 ²⁵ aq; s HF	
nitrate	Ga(NO ₃) ₃	255.74		d 110	→ Ga ₂ O ₃ , 200	v s aq	
phosphide	GaP	100.70		1465			
selenide	GaSe	148.68	5.03 ²⁵	960	d		
triethyl	Ga(C ₂ H ₅) ₃	146.90	1.058 ³⁰	-82.3	142.8		
trimethyl	Ga(CH ₃) ₃	114.84	1.151 ¹⁵	-15.7	55.8		
Germanium	Ge	72.61	5.323	937.3	2830	i aq; s hot H ₂ SO ₄	
(IV) bromide	GeBr ₄	392.23	3.132	26.1	186.4	hyd aq; s bz, eth	
(IV) chloride	GeCl ₄	214.42	1.879	-49.5	86.5	hyd aq; s bz, eth; sl s dil HCl	
(IV) fluoride	GeF ₄	148.60	6.521 g/L	-15	d >1000	hyd aq; s dil HCl	
hydride (germane)	GeH ₄	76.64	3.363 g/L	-164.8	-88.1	sl s hot HCl	
(IV) oxide	GeO ₂	104.61	4.25	1115	1200	0.43 ²⁰ aq; s acids, alkalis	
sulfide	GeS ₂	136.74	3.01	530			
Gold	Au	196.967	19.3	1064.18	2856	s aq reg, KCN, hot H ₂ SO ₄	
(I) chloride	AuCl	232.42	7.57	289		s HCl, HBr, KCN	
(III) chloride	AuCl ₃	303.33	4.7	d >160	subl 180	68 g/100 mL ²⁰ aq; s EtOH	
(I) cyanide	AuCN	222.99	7.14 ₄ ²⁰	d		s aq reg, KCN, NH ₄ OH	
(III) cyanide 3-water	Au(CN) ₃ · 3H ₂ O	329.07		d 50		v s aq; sl s alc	

TABLE 3.2 Physical Constants of Inorganic Compounds (*Continued*)

Name	Formula	Formula weight	Density	Melting point, °C	Boiling point, °C	Solubility in 100 parts solvent
Gold (<i>continued</i>)						
diantimonide	AuSb ₂	440.47		460		
(III) fluoride	AuF ₃	253.96	6.75	subl 300	d 500	
(III) oxide	Au ₂ O ₃	441.93		d 150		s HCl, KCN
(I) sodium thiosulfate 2-water	AuNa ₃ (S ₂ O ₃) ₂ · 2H ₂ O	526.24	3.09	anhyd 160		50 g/100 mL aq; i alc
stannide	AuSn	315.66		418		
(III) sulfide	Au ₂ S ₃	490.13	8.754	d 197		i aq; s Na ₂ S
Hafnium	Hf	178.49	13.31	2227	4450	s HF
chloride	HfCl ₄	320.30		432	subl 317	hyd aq; s acet, MeOH
oxide	HfO ₂	210.49	9.68 ²⁰	2774		i aq
Helium	He	4.00260	0.176 g/L 0.1249 (lq)	−272.15 ^{25atm}	−268.935	0.861 mL/100 mL ²⁰ aq
Holmium	Ho	164.9304	8.79	1474	2720	s acids; oxidizes in moist air
bromide	HoBr ₃	404.64	4.86	914	1470	s aq
chloride	HoCl ₃	271.29	3.7	718	1510	s aq
Hydrazine	H ₂ N—NH ₂	32.05	1.0036 ²⁵	2.0	113.5	FP 52; misc aq, alc
hydrate	H ₂ N—NH ₂ · H ₂ O	50.06	1.030	−51.7 & −65	118–119	misc aq, alc; i chl, eth
Hydrazinium(1+) chloride	H ₂ N—NH ₃ Cl	68.51	1.5	89	d 240	v s aq; i org solv
(2+) chloride	ClH ₃ N—NH ₃ Cl	104.97	1.423	198	d 200	v s aq; sl s alc
(1+) iodide	H ₂ N—NH ₃ I	159.96		125		s aq
(+1) perchlorate	H ₂ N—NH ₃ ClO ₄	132.51	1.939 ¹⁵	137	d 145	d aq; s alc
(2+) sulfate	(H ₃ NNH ₃)SO ₄	130.13	1.378	254	d	3.4 ²⁰ aq; i alc
(1+) tartrate	(H ₂ N—NH ₃) ₂ C ₄ H ₄ O ₆	182.13		183		6.0 g/100 mL ⁹ aq
Hydrogen	H ₂	2.0159 0.07099 ^{bp} (lq)	0.088 g/L	−259.35	−252.88	1.9 mL aq
amidosulfate (sulfamate)	H ₂ NSO ₃ H	97.09	2.126	205	d	14.7 g/100 mL aq; sl s alc, acet
azide	HN ₃	43.03	1.126 ⁰	−80	37	v s aq; (very explosive)
borate(1−) (cubic)	HBO ₂	43.83	2.486	236		v sl s aq
borate(3−) (ortho)	H ₃ BO ₃	61.83	1.435 ¹⁵	171.0	d 357	5.56 g/100 mL ³⁰ aq
bromide	HBr	80.91	3.388 g/L ²⁰	−86.87	−66.71	193 g/100 mL ²⁵ aq; misc alc

bromide (constant boiling)	48% HBr + H ₂ O		1.49	-11	126	v s aq
bromide- <i>d</i>	² HBr	81.91	3.39 g/L ²⁰	-87.46	-66.5	v s aq
bromosulfate	HOSO ₂ Br	240.90		-6 to -8	d	hyd aq
chlorate (40% solution)	HClO ₃	84.46	1.282 ₄ ²⁰			
chloride	HCl	36.46	1.526 g/L ²⁰	-114.18	-85.05	72 g/100 mL ²⁰ aq
chloride (constant boiling)	20.24% HCl + H ₂ O		1.097		110	v s aq
chloride- <i>d</i>	² HCl	37.47	1.49 g/L ²⁵	-114.64	-84.72	v s aq
chlorosulfate	HSO ₃ Cl	116.52	1.753	-80	152	hyd viol → HCl + H ₂ SO ₄
cyanate	HOCN	43.03	1.140 ₄ ²⁰	-86	23.5	s aq d; s bz, eth
cyanide	HCN	27.03	0.687	-13.4	25.6	misc aq
deuteride	¹ H ² H or HD	3.02		-256.56	-251.03	
diphosphate(IV)	(HO) ₂ OP—PO(OH) ₂	162.01	70	d 100	d	aq
diphosphate(V)	H ₄ P ₂ O ₇	177.98		61		709 g/100 mL ²³ aq
fluoride	HF	20.01	0.922 g/L ⁰	-83.57	19.52	v s aq, alc; 2.54 g/100 g ⁵ bz
fluoride (constant boiling)	35.35% HF + H ₂ O				120	v s aq
fluoride- <i>d</i>	² HF	21.02		-83.6	18.65	s aq
fluoroborate	H[BF ₄]	87.81		d 130		v s aq
fluorophosphate	H ₂ PO ₃ F	99.99	1.818	-80		
fluorosulfate	HOSO ₂ F	100.07	1.726 ₄ ²⁵	-87.3	165.5	s aq
hexafluorosilicate 2-water	H ₂ [SiF ₆] · 2H ₂ O	180.11	1.463	19		60–70% aq solution
iodate	HIO ₃	175.91	4.629 ₀ ⁹	110 → H ₅ IO ₆	220 → I ₂ O ₅	269 g/100 mL ²⁰ aq; s alc; i eth
iodide	HI	127.91	5.37 g/L ²⁰	-50.8	-35.1	234 g/100 mL ¹⁰ aq; misc alc
iodide (constant boiling)	57% HI + H ₂ O		1.70		127	v s aq
iodide- <i>d</i>	HI	128.91		-51.87	-35.7	v s aq
molybdate hydrate	H ₂ MoO ₄ · H ₂ O	179.97	3.124 ¹⁵	-H O, 70		0.133 ¹⁸ aq; s alk
nitrate	HNO ₃	63.02	1.5492 ⁰ lq	-41.59	83	v s
nitrate (constant boiling)	69% HNO ₃ + H ₂ O		1.41 ²⁰		120.5	misc aq
oxide (water)	H ₂ O	18.02	1.000	0.00	100.00	
oxide- <i>d</i> ₂	D ₂ O or ² H ₂ O	20.03	1.1044 ²⁵	3.81	101.42	misc aq
perchlorate 2-water	HClO ₄ · 2H ₂ O	136.49	1.67 ²⁰	-17.8	203	v s aq (commercial 72% acid)
periodate(1-) (meta)	HIO ₄	191.91		subl 110	d 138	440 g/100 mL ²⁵ aq
periodate(5-)	H ₅ IO ₆	227.94		122	d 130–140	misc aq; s alc
peroxide	H ₂ O ₂	34.01	1.463 ⁰	-0.43	152	misc aq; s alc, eth
peroxodisulfate	HO ₃ S—O—OSO ₃ H	194.14		d 60		v s aq
phosphate(V)(1-) (meta)	HPO ₃	79.98	2.2–2.5	subl	red heat	slowly s aq → H ₃ PO ₄ ; s alc
phosphate(V)(3-) (ortho)	H ₃ PO ₄	98.00	1.868 ²⁵	42.35	d 213	v s aq
commercial 85% acid			1.685	anhyd 150	H ₄ P ₂ O ₇ , 200	→ HPO ₃ , >300

TABLE 3.2 Physical Constants of Inorganic Compounds (*Continued*)

Name	Formula	Formula weight	Density	Melting point, °C	Boiling point, °C	Solubility in 100 parts solvent
Hydrogen (<i>continued</i>)						
phosphate(V)(3-)- d_3	$^2\text{H}_3\text{PO}_4$	101.03	1.908 ²⁵	46.0		v s aq
phosphide, <i>see</i> Phosphine						
phosphinate	HPH_2O_2	66.0	1.493 ¹⁹	26.5	d 50	s aq
phosphonate (phosphorous acid)	H_2PHO_3	82.00	1.651 ²⁵ ₄	≈73	d > 180	v s aq, alc
selenate	H_2SeO_4	144.98	2.9508 ¹⁵ ₄	58	260	vs aq (viol)
selenide	H_2Se	80.98	2.12 ₄ ^{-bp}	-65.73	-41.4	9.5 mL/100 mL ²⁰ aq; s CS ₂
sulfate	H_2SO_4	98.08	1.8318 ²⁰	10.38	335.5	misc aq
sulfate- d_2	$^2\text{H}_2\text{SO}_4$ or D_2SO_4	100.09	1.8620	14.35		misc aq
sulfide	H_2S	34.08	1.5392 g/L ⁰	-85.49	-60.33	0.334 mL ²⁵ aq
tellurate(IV)	H_2TeO_3	177.63	3.0	d to TeO_2		0.0007 aq; s acid, alkali
tellurate(VI) (monoclinic)	H_6TeO_6	229.66	3.068	-2H ₂ O, 120	320 → TeO	30 g/100 mL ¹⁸ aq
telluride	H_2Te	129.62	5.687 g/L	-49	-2	s aq d
trithiocarbonate	$(\text{HS})_2\text{CS}$	110.21	1.483 ²⁰ ₄	-26.9	57.8	d aq, alc
tungstate(VI)(2-)	H_2WO_4	249.86	5.5	anhyd 100		i aq; s HF, alkalis
Hydroxylamine	HONH_2	33.03	1.204 ⁴⁰ ₄	33	58 ^{22mm}	v s aq, MeOH; sl s bz, eth
Hydroxylammonium chloride	HONH_3Cl	69.49	1.680 ²⁰	150.5	d	g/100 mL: 83 ¹⁷ aq, 12.5 ²⁰ MeOH, 5.1 ²⁰ EtOH; s glyc
sulfate	$(\text{HONH}_3)_2\text{SO}_4$	164.14		170		69 g/100 mL ²⁰ aq
Indium	In	114.82	7.31	156.60	2072	s acids
antimonide	InSb	236.58	5.77	525		i aq
arsenide	InAs	189.74	5.67	942		
chloride	InCl_3	221.18	4.0	583	subl 500	212 g/100 mL ²⁵ aq
fluoride	InF_3	171.82	4.39	1170		0.040 ²⁵ aq; s dilute acids
oxide	In_2O_3	277.63	7.179		850	s hot mineral acids
phosphide	InP	145.79	4.81	1062		v sl s acids
telluride	In_2Te_3	612.44	5.75	667		
trimethyl	$\text{In}(\text{CH}_3)_3$	159.93	1.568	88.4	135.8	d aq; s acet, bz
Iodine	I_2	253.809	4.63 ²⁵	113.60	185.24	g/100 mL ²⁵ : 0.029 aq, 14.1 bz, 16.5 CS ₂ , 21.4 EtOH, 25.2 eth, 2.6 CCl ₄ ; s chl, HOAc

heptafluoride	IF ₇	259.89	lq: 2.8 ⁶	6.45	4.77 subl	s aq (d), s NaOH
monobromide	IBr	206.81	4.416	40	116 d	s aq, alc, eth, CS ₂
monochloride	ICl	162.36	3.10 ₃ ²⁹	27.2 α-form	97 d	d aq; s alc, eth, HOAc
pentafluoride	IF ₅	221.90	3.19 ₂₅ ²⁵	9.43	100.5	d aq viol
pentoxide	I ₂ O ₅	333.81	4.98	d 275		187 g/100 mL ¹³ aq
trichloride	ICl ₃	233.26	3.202 ⁻⁴	~33	64 subl	d aq; s alc, bz, HCl
Iridium	Ir	192.217	22.65 ₄ ²⁰	2447	~2550	s K ₂ SO ₄ fusion, KOH + KNO ₃ fusion
hexafluoride	IrF ₆	306.21	4.82	44.4	53.6	d aq
(III) oxide	Ir ₂ O ₃	432.43		d ~ 1000 to Ir + O ₂		s boiling HCl
(IV) oxide	IrO ₂	224.22	11.7	d 1100		0.0002 ²⁰ aq; s HCl
trichloride	IrCl ₃	298.58	5.30	d 763		i acids, alkalis
Iron	Fe	55.845	7.86	1535	2861	i aq; s acids
(III) arsenate 2-water	FeAsO ₄ · 2H ₂ O	230.79	3.18	1020		v sl s aq; s acids
(II) bromide	FeBr ₂	126.75	3.16	677	1023	117 g/100 mL ²⁰ aq; v s alc
(III) bromide	FeBr ₃	295.67	4.5	d		s aq, alc, eth, HOAc
(tri-) carbide	Fe ₃ C	179.55	7.694	1227		s acids
(II) carbonate	FeCO ₃	115.85	3.9	d		0.072 ¹⁸ aq; s acids
(II) chloride	FeCl ₂	126.75	3.16	677	1024	62.5 g/100 mL ²⁰ aq; v s alc, acet
(III) chloride	FeCl ₃	162.20	2.898	304	≈316	74 g/100 mL ⁹ aq; s alc, acet, eth
disulfide (pyrite)	FeS ₂	119.98	5.02	d 602		s acids d
(II) fluoride	FeF ₂	93.84	4.09	1100	1837	sl s aq; s dil HF; i alc, bz, eth
(III) fluoride	FeF ₃	112.84	3.87	subl 1000		0.091 ²⁵ aq; s HF
(III) hexacyanoferrate(II)	Fe ₄ [Fe(CN) ₆] ₃	859.23	1.80	250 d		i aq; s HCl
(II) hydroxide	Fe(OH) ₂	89.86	3.4			0.006 aq; s acids
(III) hydroxide oxide	FeO(OH)	88.85	4.26	anhyd 136		i aq, alc; s HCl
(II) iodide	FeI ₂	309.65	5.315	587	1093	s aq
(III) nitrate 9-water	Fe(NO ₃) ₃ · 9H ₂ O	404.00	1.684	47	d 100	138 g/100 mL ²⁰ aq
(di-) nitride	Fe ₂ N	125.70	6.35	d 200		s HCl
(II) oxalate 2-water	FeC ₂ O ₄ · 2H ₂ O	179.89	2.28	d 150		0.044 ¹⁸ aq; s mineral acids
(II) oxide	FeO	71.84	6.0	1377	d 3414	i aq; s acids
(II,III) oxide	Fe ₃ O ₄	231.53	5.17	1597		i aq; s acids
(III) oxide	Fe ₂ O ₃	159.69	5.25	1565		i aq; s HCl
pentacarbonyl	Fe(CO) ₅	195.90	1.49	-20.0	103.9	FP -20; i aq; s alc, bz, eth
(II) phosphate 8-water	Fe ₃ (PO ₄) ₂ · 8H ₂ O	501.60	2.58			i aq; s acids
phosphide	Fe ₂ P	142.66	6.85	1370		s hot mineral acids

TABLE 3.2 Physical Constants of Inorganic Compounds (*Continued*)

Name	Formula	Formula weight	Density	Melting point, °C	Boiling point, °C	Solubility in 100 parts solvent
Iron (<i>continued</i>)						
(II) selenide	FeSe	134.81	6.78	d		s HCl
(II) silicate(2-)	FeSiO ₃	131.93	3.5	1140		
(II) silicate(4-)	Fe ₂ SiO ₄	203.77	4.30	1220		d HCl
(II) sulfate 7-water	FeSO ₄ · 7H ₂ O	278.01	1.89	anhyd 300	d 671	48 g/100 mL ²⁰ aq
(III) sulfate	Fe ₂ (SO ₄) ₃	399.88	3.097 ¹⁸	d 1178		slowly s aq (hyd); sl s alc
(II) sulfide	FeS	87.92	4.7	1190	d	0.0006 ¹⁸ aq; s acid
(III) thiocyanate	Fe(SCN) ₃	230.09				v s aq
Krypton	Kr	83.80	3.7493 g/L	- 157.36	- 153.22	5.94 mL/100 mL ²⁰ aq
difluoride	KrF ₂	121.80	3.24	subl- 60		s anhyd HF
Lanthanum	La	138.9055	6.162	920	3464	i aq; s HCl
chloride	LaCl ₃	245.26	3.84	852	1812	v s aq
chloride 7-water	LaCl ₃ · 7H ₂ O	371.37		anhyd 852 (in HCl atm)		v s aq; s alc
fluoride	LaF ₃	195.90	5.9	1493	2327	
nitrate 6-water	La(NO ₃) ₃ · 6H ₂ O	433.01		40	d 126	181 g/100 mL ²⁰ aq; v s alc
oxide	La ₂ O ₃	325.81	6.51	2305	4200	s acids
sulfate	La ₂ (SO ₄) ₃	566.00	3.60	d white heat		2.33 g/100 mL ²⁰ aq; i alc
sulfate 9-water	La ₂ (SO ₄) ₃ · 9H ₂ O	728.14	2.821	anhyd 400		2.92 g/100 mL ²⁰ aq; i alc
Lawrencium	Lr	262		1627		
Lead	Pb	207.2	11.34 ²⁰ (fcc)	327.43	1749	s hot conc HNO ₃ , HCl, H ₂ SO ₄
(II) acetate 3-water	Pb(C ₂ H ₃ O ₂) ₂ · 3H ₂ O	427.3	2.55	75	d > 200	g/100 mL: 63 ¹⁵ aq, 3.3 alc
(IV) acetate	Pb(C ₂ H ₃ O ₂) ₄	443.4	2.228	≈ 75-180		s hot HOAc, bz, chl, conc HX acids
(II) azide	Pb(N ₃) ₂	291.2	4.7	expl 350 or when shocked		0.023 ¹⁸ aq; v s HOAc
(II) borate(1-) hydrate	Pb(BO ₂) ₂ · H ₂ O	310.8	5.598 anhyd	anhyd 160	mp 500	s acids
(II) bromide	PbBr ₂	367.0	6.69	371	912	0.450 ⁰ aq; s acids; i alc
(II) carbonate	PbCO ₃	267.2	6.61	d 340 → PbO		i aq; s acids, alkalis
(II) chlorate	Pb(ClO ₃) ₂	374.1	3.89	d 230		140 g/100 mL ¹⁸ aq; v s alc
(II) chloride	PbCl ₂	278.1	5.98	501	950	0.99 ²⁰ aq
(II) chloride fluoride	PbClF	261.7	7.05			

(II) chromate(VI)(2-)	PbCrO ₄	323.2	6.12	844	d	i aq; s dil HNO ₃ , alkalis
(II) fluoride	PbF ₂	245.2	8.445	830	1297	0.064 ²⁰ aq
(IV) fluoride	PbF ₄	283.2	6.7	≈ 600		hyd aq
(II) formate	Pb(CHO ₂) ₂	297.2	4.63	d 190		1.6 g/100 mL ²⁰ aq
(II) hydrogen arsenate	PbHASO ₄	347.1	5.94	d 280 to Pb ₂ As ₂ O ₇		s HNO ₃ , alkalis
(II) hydroxide	Pb(OH) ₂	241.2	7.59	d 145		0.016 ²⁰ aq; s acids, alkalis
(II) iodide	PbI ₂	461.0	6.16	410	872	0.063 ²⁰ aq; s KI, Na ₂ S ₂ O ₃ , alkalis
(II) molybdate(VI)(2-)	PbMoO	367.1	6.7	1065		s acids, alkalis
(II) nitrate	Pb(NO ₃) ₂	331.2	4.53	470		g/100 mL: 56 ²⁰ aq, 1.3 MeOH
(II) oleate	Pb(C ₁₈ H ₃₃ O ₂) ₂	770.1				s alc, bz, eth
(II) oxalate	PbC ₂ O ₄	295.2	5.28	d 300		s acids, alkalis
(II) oxide (litharge)	PbO	223.2	9.35 (red)	886	1472 d	0.0017 ²⁰ aq; s HNO ₃
(IV) oxide	PbO ₂	239.2	9.64	d 290, Pb ₃ O ₄	d 595, PbO	s HCl, dil HNO ₃ + H ₂ O ₂₃ , H ₂ C ₂ O ₄
(II,IV) oxide (red lead)	Pb ₃ O ₄	685.6	8.92	d 595 → PbO		s HNO ₃ , hot HCl
(II) phosphate	Pb ₃ (PO ₄) ₂	811.5	7.0	1014		s HNO ₃ , alkalis
(II) selenide	PbSe	286.2	8.15	1078		s HNO ₃
(II) silicate(2-)	PbSiO ₃	283.3	6.5	764		s acids
(II) silicate(4-)	Pb ₂ SiO ₄	506.5	7.60	743		
(II) stearate	Pb(C ₁₈ H ₃₅ O ₂) ₂	774.2	1.4	≈ 125		0.05 ³⁵ aq; s hot alc
(II) sulfate	PbSO ₄	303.3	6.29	1170		0.00425 aq; s NaOH
(II) sulfide	PbS	239.3	7.60	1118	1300 subl	0.0006 ¹⁸ aq; s HNO ₃ , hot dil HCl
(II) telluride	PbTe	334.8	8.16	924		i acids and alkalis
tetraethyl	Pb(C ₂ H ₅) ₄	323.45	1.653	- 137	≈ 200	i aq; s bz, hydrocarbons
tetramethyl	Pb(CH ₃) ₄	267.35	1.995	- 30.2	110	s hydrocarbons
(II) thiocyanate	Pb(SCN) ₂	323.4	3.82	d 190		0.44 ¹⁸ aq, s HNO ₃ , NaOH
Lithium	Li	6.941	0.534 ²⁰	180.54	1341	d aq to LiOH
acetate 2-water	LiC ₂ H ₃ O ₂ · 2H ₂ O	102.02	1.3	58	d	63 g/100 mL ²⁰ aq; v s alc
aluminate(1-)	LiAlO ₂	65.92	2.554	1700		
amide	LiNH ₂	22.96	1.178	380	d 450 vacuo	d aq (→ LiOH + NH ₃); i bz, eth
benzoate	LiC ₇ H ₅ O ₂	128.06		>300		g/100 mL: 33 aq; 7.7 alc
borate(1-)	LiBO ₂	49.75	2.18	849	1719	2.7 g/100 mL ²⁰ aq; i alc
borohydride	Li[BH ₄]	21.78	0.66	268	d 380	s aq, eth, THF, aliphatic amines
bromate	LiBrO ₃	134.85	3.62			179 g/100 mL ²⁰ aq
bromide	LiBr	86.84	3.464	552	1289	164 g/100 mL aq; s alc, eth
carbonate	Li ₂ CO ₃	73.89	2.11	720	d 1300	1.3 g/100 mL ²⁰ aq; i alc; s acids

TABLE 3.2 Physical Constants of Inorganic Compounds (*Continued*)

Name	Formula	Formula weight	Density	Melting point, °C	Boiling point, °C	Solubility in 100 parts solvent
Lithium (<i>continued</i>)						
chloride	LiCl	42.39	2.07	613	1360	77 g/100 mL ²⁰ aq; s alc, acet
chromate(VI)(2-) 2-water	Li ₂ CrO ₄ · 2H ₂ O	165.91	2.15	anhyd 75		142 g/100 mL ¹⁸ aq; s EtOH
citrate 4-water	Li ₃ C ₆ H ₅ O ₇ · 4H ₂ O	281.98		anhyd 105		61 g/100 mL ¹⁵ aq; sl s alc
fluoride	LiF	25.94	2.640	848	1681	0.13 ²⁵ aq; s acids
hexafluoroaluminate(3-)	Li ₃ [AlF ₆]	161.79		1012		
hydride	LiH	7.95	0.76–0.77	680	d 950	no solvent known; flammable
hydride- <i>d</i>	Li ² H or LiD	8.96	0.881	686		
hydroxide	LiOH	23.95	1.45	471.2	1626	12.4 g/100 mL ²⁰ aq; sl s alc
iodate	LiIO ₃	181.84	4.502	450		66 g/100 mL aq; in alc
iodide	LiI	133.84	4.061	469	1174	165 g/100 mL ²⁰ aq & alc; v s acet
nitrate	LiNO ₃	68.95	2.38	~255		50 g/100 mL ²⁰ aq; s alc
nitride	Li ₃ N	34.83	1.27	813		d aq
oxide	Li ₂ O	29.88	2.013	1570	2563	forms LiOH in aq
perchlorate	LiClO ₄	106.39	2.43	236	d ~ 400 LiCl + O ₂	47.4 g/100 mL ²⁵ aq; v s organic solv
peroxide	Li ₂ O ₂	45.88	2.31	d > 195 to Li ₂ O		
silicate(2-)	Li ₂ SiO ₃	89.97	2.52 ₄ ⁵	1201		d dil HCl
sulfate	Li ₂ SO ₄	109.95	2.22	859		34.5 g/100 mL ²⁰ aq; i alc
tetraborate(2-)	Li ₂ B ₄ O ₇	169.12		917		sl s aq
tetrahydridoaluminate	Li[AlH ₄]	37.95	0.917	d 137		d aq, alc; g/100 mL: 30 eth, 13 THF; flammable
tetrahydridoborate	LiBH ₄	21.79	0.666	268	d 380	s aq pH > 7; s eth, THF
Lutetium	Lu	174.967	9.841	1663	3402	s acids
chloride	LuCl ₃	281.33	3.98	892	subl > 750	s aq
sulfate 8-water	Lu ₂ (SO ₄) ₃ · 8H ₂ O	782.25				42.3 g/100 mL ²⁰ aq
Magnesium	Mg	24.305	1.738 ²⁰	651	1100	i aq; s dilute acids
acetate	Mg(C ₂ H ₃ O ₂) ₂	142.00	1.42	323 d		53.4 g/100 mL ²⁰ aq; v s alc
aluminate(2-)	MgAl ₂ O ₄	142.25	3.6	2135		v sl s HCl
amide	Mg(NH ₂) ₂	56.35	1.39 ₄ ⁵	ign in air		d viol water giving NH ₃
borate(1-) 8-water	Mg(BO ₂) ₂ · 8H ₂ O	254.04	2.30			sl s aq; s acids
bromide	MgBr ₂	184.11	3.722	711 d	1158	101 g/100 mL ²⁰ aq

carbonate	MgCO ₃	84.31	3.05	990		0.01 aq; s acids
chloride	MgCl ₂	95.21	2.33	714	1412	54.6 g/100 mL ²⁰ aq
fluoride	MgF ₂	62.30	3.148	1263	2270	0.013 ²⁵ aq; s HNO ₃
(<i>di</i> -) germanide	Mg ₂ Ge	121.22	3.09	1115		
hexafluorosilicate 6-water	Mg[SiF ₆] · 6H ₂ O	274.47	1.788	– SiF ₄ , 120		51 g/100 mL ²⁰ aq; i alc
hydride	MgH ₂	26.32	1.45	d 200 vacuo	ign in air	d aq and alc violently
hydrogen phosphate 3-water	MgHPO ₄ · 3H ₂ O	174.33	2.13 ¹⁵	anhyd 205	d 550	sl s aq; s acids
hydroxide	Mg(OH) ₂	58.32	2.36	350 d		0.00125 aq; s acids
iodide	MgI ₂	278.12	4.43	634	0	140 g/100 mL ²⁰ aq; s alc
lactate 3-water	MgC ₆ H ₁₀ O ₆ · 3H ₂ O	256.51				4 g/100 mL aq; sl s alc
mandelate	MgC ₁₆ H ₁₄ O ₆	326.59				0.004 ¹⁰⁰ aq; i alc
nitrate	Mg(NO ₃) ₂ · 6H ₂ O	256.41	1.464	95	d 129	120 g/100 mL ²⁰ aq; v s alc
nitride	Mg ₃ N ₂	100.93	2.712	d 270		d aq; s acids
oleate	Mg(C ₁₈ H ₃₃ O ₂) ₂	587.22				sl s alc, eth, PE
oxide	MgO	40.30	3.65–3.75	2800	3600	i aq, alc; s acids
perchlorate	Mg(ClO ₄) ₂	223.21	2.21	d >251		g/100 mL ²⁵ : 73 aq, 18 EtOH, 44.6 BuOH, 54 EtOAc, 32 acet
permanganate	Mg(MnO ₄) ₂	262.19				v s aq
peroxide	MgO ₂	56.30	≈3.0	d 100		s acids
peroxoborate 7-water	Mg(BO ₃) ₂ · 7H ₂ O	268.09				sl s aq d; s dilute acids
phosphate 5-water	Mg ₃ (PO ₄) ₂ · 5H ₂ O	352.96	1.64 ¹⁵	anhyd ~400		0.02 aq; s acids
silicate(2–)	MgSiO ₃	100.39	3.192 ²⁴	d 1557		i aq; v sl s HF
silicate(4–)	Mg ₂ SiO ₄	140.69	3.21	1898		i aq; d hot HCl
(<i>di</i> -) silicide	Mg ₂ Si	76.70	2.0	1100		d aq, HCl
(<i>di</i> -) stannide	Mg ₂ Sn	167.32	3.60	778		s aq, HCl
sulfate 7-water	MgSO ₄ · 7H ₂ O	246.47	1.67	anhyd 250		27.2 g/100 mL aq; sl s alc
sulfite 6-water	MgSO ₃ · 6H ₂ O	212.46	1.725	anhyd 200	mp: 2227	0.66 ²⁵ aq
tungstate(VI)(2–)	MgWO ₄	272.14	6.89			i aq; d acids
Manganese	Mn	54.9380	7.21 ²⁰	1244 fctetr	2095	d aq; s acids
acetate 4-water	Mn(C ₂ H ₃ O ₂) ₂ · 4H ₂ O	245.09	1.589	80		38 g/100 mL ⁵⁰ aq; v s alc
bromide	MnBr ₂	214.75	4.39	698	1027	147 g/100 mL ²⁰ aq; s alc
(<i>tri</i> -) carbide	Mn ₃ C	176.83	6.89	1520		d aq; s acid
carbonate	MnCO ₃	114.95	3.125	d >200		0.0065 ²⁵ aq; s acids
chloride	MnCl ₂	125.84	2.977	650	1210	74 g/100 mL ²⁰ aq; s alc, pyr; i eth
chloride 4-water	MnCl ₂ · 4H ₂ O	187.91	2.01	97.5	anhyd 198	143 g/100 mL aq; s alc; i eth
deccarboxyl	Mn ₂ (CO) ₁₀	389.98	1.75	d 110		i aq; s organic solvents

TABLE 3.2 Physical Constants of Inorganic Compounds (*Continued*)

Name	Formula	Formula weight	Density	Melting point, °C	Boiling point, °C	Solubility in 100 parts solvent
Manganese (<i>continued</i>)						
diphosphate	Mn ₂ P ₂ O ₇	283.82	3.707	1196		i aq; s acid
(II) fluoride	MnF ₂	92.93	3.98	930	1820	0.66 ⁴⁰ aq; s HF, conc HCl
(III) fluoride	MnF ₃	111.93	3.54	d >600		hyd aq; s acid
hydroxide	Mn(OH) ₂	88.95	3.258	d		0.002 ¹⁸ aq; s acids
iodide	MnI ₂	308.75	5.04	638	1017	s aq
nitrate 6-water	Mn(NO ₃) ₂ · 6H ₂ O	287.04	1.8	25.8		v s aq, alc
(II) oxide	MnO	70.94	5.37	1840		i aq; s acids
(III) oxide	Mn ₂ O ₃	157.87	4.89	877 d		i aq; s HCl giving off Cl ₂
(IV) oxide	MnO ₂	86.94	5.08	−O ₂ , 530		s HCl; i HNO ₃ , cold H ₂ SO ₄
(II,IV) oxide	Mn ₃ O ₄	228.81	4.84	1567		i aq; s HCl
(VII) oxide	Mn ₂ O ₇	221.87	2.396	ca. −20	ca. 25	explodes 85; v s aq
phosphinate hydrate	Mn(PH ₂ O ₂) ₂ · H ₂ O	202.93		d to PH ₃		15 g/100 mL aq; i alc
silicate, meta-	MnSiO ₃	131.02	3.48	1290		i aq, HCl
sulfate	MnSO ₄	151.00	3.25	700	d 850	52 g/100 mL aq; i alc
sulfate hydrate	MnSO ₄ · H ₂ O	169.02	2.95	anhyd 400–450		70 g/100 mL ²⁰ aq
sulfate 7-water	MnSO ₄ · 7H ₂ O	277.11	2.09	anhyd 280		115 g/100 mL ²⁰ aq
sulfide	MnS	87.00	3.99	1610		0.0006 ¹⁸ aq; s acids
titanate(IV)(2−)	Mn ₂ TiO ₄	150.84	4.54	1360		
Mercury	Hg	200.59	13.534	−38.83	356.7	i aq; s HNO ₃ , hot conc H ₂ SO ₄
(II) acetate	Hg(C ₂ H ₃ O ₂) ₂	318.68	3.28	178–180 d		g/100 mL: 40 ¹⁰ aq, 7.5 ¹⁵ MeOH
(II) benzoate	Hg(C ₇ H ₅ O ₂) ₂	424.83		165		v s NaCl soln; sl s alc
(I) bromide	Hg ₂ Br ₂	560.99	7.307	subl 393 d		i aq, alc, eth; d hot HCl
(II) bromide	HgBr ₂	360.40	6.05	237	322 subl	g/100 mL: 0.56 ²⁰ aq; 20 ²⁵ alc; v s HCl, HBr
(I) chloride	Hg ₂ Cl ₂	472.09	7.16	subl 382	d without melting	s aqua regia; i aq, alc, eth
(II) chloride	HgCl ₂	271.50	5.4	277	304	g/100 mL ²⁰ : 7.15 aq, 26 alc, 4 eth 8.3 glyc, 0.5 bz; s HOAc, EtAc
(II) cyanide	Hg(CN) ₂	252.63	4.00	d 320		g/100 mL ²⁰ : 9.3 aq, 25 MeOH, 8 EtOH
(I) fluoride	Hg ₂ F ₂	439.18	8.73	>570 d		hydrolyses in water

(II) fluoride	HgF ₂	238.59	8.95	d 645	d > 650	hyd aq; s HF
(II) fulminate	Hg(ONC) ₂	284.62	4.42	explodes		sl s aq; s alc; dangerously flammable
(I) iodide	Hg ₂ I ₂	654.99	7.70	290 d	subl 140	i aq, alc, eth; s KI
(II) iodide	HgI ₂	454.40	6.28	259	350 subl	g/100 mL: 0.006 ²⁵ aq, 0.8 alc, 0.8 eth, 1.7 acet
(I) nitrate 2-water	Hg ₂ (NO ₃) ₂ · 2H ₂ O	561.22	4.79	70 d		hyd aq; s HNO ₃
(II) nitrate	Hg(NO ₃) ₂	324.60	4.3	79	d	v s aq; s acet
(I) oxide	Hg ₂ O	417.18	9.8	d 100		i aq; s HNO ₃
(II) oxide	HgO	216.59	11.14	d 500		0.005 ²⁵ aq; s dil HCl, HNO ₃ , I ⁻ , CN ⁻
(I) sulfate	Hg ₂ SO ₄	497.24	7.56	d		0.06 ²⁵ aq; s HNO ₃
(II) sulfate	HgSO ₄	296.65	6.47	d		d aq; s acid
(II) sulfide (cinnabar)	HgS	232.66	8.17	subl 583	→ blk HgO, 386	i aq; s aqua regia
(II) thiocyanate	Hg(SCN) ₂	316.76	3.71	d 165		0.063 ²⁵ aq; s HCl
Molybdenum	Mo	95.94	10.28	2622	4825	s hot H ₂ SO ₄ , HNO ₃ , fused KNO ₃
(III) bromide	MoBr ₃	335.65	4.89	subl 977		d alkalis
(IV) chloride	MoCl ₄	237.75		317	407	s conc acids
(V) chloride	MoCl ₅	273.19	2.928	194	268	s conc acids, dry eth, dry alc
(VI) fluoride	MoF ₆	209.93	2.54	17.6	35.0	hyd aq; s alkalis; 31 g/100 g HF
hexacarbonyl	Mo(CO) ₆	264.00	1.96	150 d	subl	s bz
(IV) oxide	MoO ₂	127.94	6.47	d ≈ 1100		i aq
(VI) oxide	MoO ₃	143.94	4.696 ²⁶	801	1155	0.05 ²⁸ aq; s conc mineral acids, alk
(III) sulfide	Mo ₂ S ₃	288.07	5.91 ¹⁵	1807	d 1867	d hot HNO ₃
(IV) sulfide	MoS ₂	160.07	5.06 ¹⁵	2375	subl 450	s aqua regia
Neodymium	Nd	144.24	7.01	1024	3074	s hot aq, acids
chloride	NdCl ₃	250.60	4.134	760	1600	98 g/100 mL ²⁰ aq; s alc
oxide	Nd ₂ O ₃	336.48	7.28	1900		s dilute acids
sulfate 8-water	Nd ₂ (SO ₄) ₃ · 8H ₂ O	720.79	2.85	d 700–800		8.87 g/100 mL ²⁰ aq
Neon	Ne	20.180	0.8999 g/L ⁰	- 248.67	- 246.05	1.05 mL ²⁰ aq
Neptunium	Np	237.0482	20.2	644	>3900	s HCl
(IV) oxide	NpO ₂	269	11.1	2547		
Nickel	Ni	58.69	8.908 ²⁰	1453	2884	i aq; s HNO ₃
acetate 4-water	Ni(C ₂ H ₃ O ₂) ₂ · 4H ₂ O	248.86	1.744	d		16 g/100 mL aq; s alc
acetylacetonate	Ni(C ₅ H ₇ O ₂) ₂	256.91	1.455 ¹⁷	230	235 ^{11atm}	s aq, alc, bz, chl; i eth
bromide	NiBr ₂	218.50	5.098	963	subl	100 g/100 mL ²⁰ aq
carbonate hydroxide (1/2)	NiCO ₃ · 2Ni(OH) ₂	304.12	2.6			s dilute acids

TABLE 3.2 Physical Constants of Inorganic Compounds (*Continued*)

Name	Formula	Formula weight	Density	Melting point, °C	Boiling point, °C	Solubility in 100 parts solvent
Nickel (<i>continued</i>)						
carbonyl	Ni(CO) ₄	170.73	1.31	-19.3	43 (expl 60)	s EtOH, bz, acet
chloride	NiCl	129.60	3.51	1009	subl 973	61 g/100 mL ²⁰ aq
chloride 6-water	NiCl ₂ · 6H ₂ O	237.69				100 g/100 mL ²⁰ aq; s alc
cyanide 4-water	Ni(CN) ₂ · 4H ₂ O	182.79		anhyd 400		0.006 ¹⁸ aq; s KCN, NH ₄ OH
dimethylglyoxime	Ni(HC ₂ H ₆ N ₂ O ₂) ₂	288.92		subl 250		i aq; s abs alc, dilute acids
(<i>tri</i> -) disulfide	Ni ₃ S ₂	240.21	5.87	790	d 2967	s HNO ₃
fluoride	NiF ₂	96.69	4.72	1450	1740	4 g/100 mL ²⁰ aq; i alc, eth
formate 2-water	Ni(CHO ₂) ₂ · 2H ₂ O	184.78	2.154 ²⁰	anhyd 130	d 180-200	s aq; i alc
nitrate 6-water	Ni(NO ₃) ₂ · 6H ₂ O	290.81	2.05	56.7	136.7	150 g/100 mL ²⁰ aq
(II) oxide	NiO	74.71	7.45	2000		s acids
(III) oxide	Ni ₂ O ₃	165.42	4.83	-O ₂ , 600		s hot HCl, HNO ₃ , H ₂ SO ₄
sulfate	NiSO ₄	154.78	3.68	-SO ₃ , 840		29 g/100 mL ⁰ aq
sulfate 6-water	NiSO ₄ · 6H ₂ O	262.86	2.07	anhyd 280		40 g/100 mL ²⁰ aq
sulfide	NiS	90.77	5.3-5.6	976	d 2047	s HNO ₃ , KHS
tetracarbonyl	Ni(CO) ₄	170.74	1.3185 ¹⁷	-19.3	42.3	explodes 63; FP -4; s organic solvents
Niobium	Nb	92.9064	8.57 ²⁰	2468	4860	s fused alkali hydroxides
(V) chloride	NbCl ₅	270.20	2.75	206	247.0	s HCl, CCl ₄
(V) fluoride	NbF ₅	187.91	2.696 ⁸⁰	80.0	234.9	hyd aq, alc; sl s CS ₂ , CCl ₄
(V) oxide	Nb ₂ O ₅	265.82	4.55	1512		s HF, hot H ₂ SO ₄
Nitrogen	N ₂	28.0341	1.165 g/L ²⁰	-210.01	-195.79	mL/100 mL: 1.6 ²⁰ aq, 0.112 alc
	¹⁵ N ₂	30.01	1.25 g/L ²⁰	-209.952	-195.73	
(I) oxide	N ₂ O	44.02	1.843 g/L ²⁰	-90.81	-88.46	130 ⁰ mL aq; s alc, eth
(II) oxide	NO	30.01	1.249 g/L ²⁰	-163.64	-151.76	4.6 mL/100 mL ²⁰ aq
(III) oxide	N ₂ O ₃	76.02	1.447 g/L ²	-100.7	2	s eth
(IV) oxide dimer	N ₂ O ₄	92.02	1.448 ²⁰	-9.3	21.15 d	s conc HNO ₃ , conc H ₂ SO ₄ , chl
(V) oxide	N ₂ O ₅	108.01	2.05	30	47.0	v s chl; s CCl ₄
selenide	N ₄ Se ₄	371.87	4.2	explosive		sl s bz, CS ₂
sulfide	N ₄ S ₄	184.28	2.24 ¹⁸	180	185	s organic solvents
trichloride	NCl ₃	120.37	1.653 ²⁰	-27	71	i aq; s bz, CS ₂ , CCl ₄
trifluoride	NF ₃	70.01	2.96 g/L ²⁰	-208.5	-129.06	

Nitrosyl chloride	NOCl	65.47	1.592 ⁻⁵	-61.5	-5.5	hyd aq; s fuming H ₂ SO ₄
fluoride	NOF	49.01	2.788 g/L ²⁰	-132.5	-59.9	hyd aq
hydrogen sulfate	NOHSO ₄	127.08		d 73.5		d aq; s H ₂ SO ₄
tetrafluoroborate	NO[BF ₄]	116.83	2.185 ₄ ²⁵	subl 250 ^{0.01mm}		d aq
Nitryl chloride	NO ₂ Cl	81.46	2.81 g/L ¹⁰⁰	-145	-14.3	d aq
fluoride	NO ₂ F	65.00	2.7 g/L ²⁰	-166.0	-72.4	d aq
Osmium	Os	190.2	22.61 ²⁰	3045	5225	s molten alkali or oxidizing fluxes
hexafluoride	OsF ₆	304.2		32.1	45.9	hyd aq
tetrachloride	OsCl ₄	332.0	4.38 ₃ ²⁰	subl 450		slow hyd aq
tetraoxide	OsO ₄	254.20	4.91	40.6	130.0	g/100 mL: 7.24 ²⁵ aq; 375 ²⁵ CCl ₄ ; s bz, eth, alc
Oxygen	O ₂	31.9988	1.331 g/L ²⁰	-218.4	-182.96	mL/100 mL ²⁰ : 3.13 aq, 14.3 alc
difluoride	OF ₂	54.00	2.26 g/L ²⁰	-223.8	-145.3	6.8 mL/100 mL ⁰ aq
(<i>di-</i>) difluoride	O ₂ F ₂	70.00	1.45 ^{bp} (lq)	-154	d - 100	
Ozone	O ₃	48.00	1.998 g/L ²⁰	-192.5	-111.9	49.4 mL/100 mL ⁰ aq
Palladium	Pd	106.42	12.023 ²⁰	1555	3167	s hot HNO ₃ , H ₂ SO ₄
acetate	Pd(C ₂ H ₃ O ₂) ₂	224.49		205 d		i aq, alc; s acet, chl, eth
chloride	PdCl ₂	177.30	4.0 ¹⁸	680	d >680	s alc, acet, HCl
nitrate	Pd(NO ₃) ₂	230.42		d		s dil HNO ₃
oxide	PdO	122.40	8.70 ²⁰	879 d		s 48% HBr; sl s aqua regia
Perchloryl fluoride	ClO ₃ F	102.46	0.637 g/L	-147.74	-46.67	
Phosphorus (white)	P ₄ molecules	123.8950	1.823 ²⁵	44.15	280.3	g/100 mL: 2.86 bz, 2.50 chl, 1.25 CS ₂ ; 0.025 abs alc, 1.0 eth
(red)	P ₄	123.8950	2.34	597	subl 416	i aq; ignites in air, 260
hydride, <i>see</i> Phosphine						
pentabromide	PBr ₅	430.56	3.46 ²⁰	106 d		d aq; s CCl ₄ , CS ₂
pentachloride	PCl ₅	208.27	2.119 ²⁰	subl 100	166 d	hyd aq; s CCl ₄ , CS ₂
pentafluoride	PF ₅	125.98	5.805 g/L	-93.8	-84.6	hyd aq
pentoxide (dimer)	P ₄ O ₁₀	283.88	2.30	340	subl 360	d aq; s H ₂ SO ₄
pentasulfide	P ₂ S ₅	222.29	2.09	288	514	hyd aq; s alkali; 0.222 ¹⁷ CS ₂
tribromide	PBr ₃	270.73	2.85 ¹⁵	-41.5	173.2	d aq, alc; s acet, CS ₂
trichloride	PCl ₃	137.35	1.575 ₄ ²⁰	-93.6	76.1	d aq, alc; s bz, chl
trifluoride	PF ₃	87.98	3.907 g/L	-151.30	-101.38	hyd aq
trioxide (dimer)	P ₄ O ₆	219.90	2.136 ₄ ²⁰	23.8	173 (N ₂ atm)	hyd aq; s bz, CS ₂
(<i>tetra-</i>) triselenide	P ₄ Se ₃	360.80	1.31	245-246	360-400	flammable in air; s bz, acet, chl, CS ₂
(<i>tetra-</i>) trisulfide	P ₄ S ₃	220.09	2.03 ¹⁷	167	407	100 g/100 mL ¹⁷ CS ₂ ; s toluene

TABLE 3.2 Physical Constants of Inorganic Compounds (*Continued*)

Name	Formula	Formula weight	Density	Melting point, °C	Boiling point, °C	Solubility in 100 parts solvent
Phosphine	PH ₃	34.00	1.529 g/L	− 133.81	− 87.78	mL/100 mL ¹⁷ : 1025 CS ₂ , 726 bz, 319 HOAc, 26 aq; s alc, eth
Phosphonium iodide	PH ₄ I	161.91	2.86	18.5	subl 62.5	d aq
Phosphoryl chloride difluoride	POClF ₂	120.43	1.656 ⁰	− 96.4	3.1	
dichloride fluoride	POCl ₂ F	136.89	1.5497 ²⁰	− 80.1	52.90	
tribromide	POBr ₃	286.72	2.822	56	191.7 d	s bz, CS ₂ , eth
trichloride	POCl ₃	153.35	1.645 ²⁵	1.25	105	d aq, alc
Platinum	Pt	195.08	21.09 ²⁰	1769	3824	s aqua regia, fused alkali
(II) chloride	PtCl ₂	266.00	5.87	d 581		i aq, alc; s HCl, NH ₄ OH
(IV) chloride	PtCl ₄	336.90	4.303 ²⁵	d 370		143 g/100 mL ²⁵ aq
(VI) fluoride	PtF ₆	309.08	3.826 (lq)	61.3	69.14	
(II) oxide	PtO	211.09	14.9 ¹⁵	d 550		i aq; s HCl
(IV) oxide	PtO ₂	227.09	10.2	450		i aqua regia
(IV) sulfide	PtS ₂	259.22	7.66	d 225		s HCl, HNO ₃
Plutonium	Pu	239.052	19.816 ²⁰	639.5	3230	i aq; s acids
(III) bromide	PuBr ₃	478.79	6.69	681	d > 1300	s aq
(III) chloride	PuCl ₃	345.42	5.70	760	1767	i aq; v s acids
(III) fluoride	PuF ₃	296.06	9.32	1425	d 2000	hyd aq
(IV) fluoride	PuF ₄	315.05	7.00	1037 d		i aq
(VI) fluoride	PuF ₆	353.05	4.86	51.59	62.16	
(II) hydride	PuH ₂	241.08	10.40	ca. 727		
(III) hydride	PuH ₃	242.08	9.61	ca. 327		
(II) oxide	PuO	255.05	13.9	1900		
(III) oxide	Pu ₂ O ₃	526.12	10.2	2085 (in He)		
(IV) oxide	PuO ₂	271.05	11.46	2390 (in He)	d 2800	
(III) sulfide	Pu ₂ S ₃	574.30	9.95	1727		
Polonium	Po	208.9824	9.196 alpha 9.398 beta	254	962	sl s aq; s acids
(IV) chloride	PoCl ₄	350.79		300 (in Cl ₂)	390 (in Cl ₂)	sl hyd aq; v s HCl; s alc, acet
(IV) oxide	PoO	240.98	d 550			v s dilute HCl

Potassium acetate	K KC ₂ H ₃ O ₂	39.0983 98.14	0.89 1.57	63.38 292	759	d aq to KOH; s acids g/100 mL: 200 aq, 34 alc
arsenate	K ₃ AsO ₄	256.21	2.8	1310		19 g/100 mL aq; slowly s glyc; s alc
borate(1-)	KBO ₂	81.91		947	1401	71 g/100 mL ²⁰ aq
bromate	KBrO ₃	167.00	3.27	≈350	d 370	6.9 g/100 mL ²⁰ aq
bromide	KBr	119.00	2.75	734	1435	g/100 mL: 65 ²⁰ aq, 22 glyc, 0.4 alc
carbonate	K ₂ CO ₃	138.21	2.29	901	d to K ₂ O	90 g/100 mL ²⁰ aq; i alc
chlorate	KClO ₃	122.55	2.32	368	d >400	g/100 mL: 7.3 ²⁰ aq, 2 glyc
chloride	KCl	74.55	1.988	771	1437	g/100 mL: 34 ²⁰ aq, 7 glyc, 0.4 alc
chromate(VI)	K ₂ CrO ₄	194.19	2.732	975		64 g/100 mL ²⁰ aq; i alc
citrate hydrate	K ₃ C ₆ H ₅ O ₇ · H ₂ O	324.42	1.98	anhyd 180	d 230	g/100 mL: 154 aq; 40 glyc
cyanate	KOCN	81.11	2.05	d ≈700		s aq; sl s alc
cyanide	KCN	65.12	1.55	634	1625	g/100 mL: 50 aq, 50 glyc, 4 MeOH
dichromate(VI)	K ₂ Cr ₂ O ₇	294.19	2.676 ₄ ²⁵	398	d 500	11.7 g/100 mL ²⁰ aq
dicyanoargentate(I)	K[Ag(CN) ₂]	199.01	2.36			25 g/100 mL ²⁰ aq
dihydrogen arsenate	KH ₂ AsO ₄	180.03	2.867	288		g/100 mL: 19 ⁶ aq, 63 glyc; i alc
dihydrogen phosphate	KH ₂ PO ₄	136.09	2.338	d 400 (KPO ₃)		22.6 g/100 mL ²⁰ aq; i alc
dioxide	KO ₂	71.10	2.14	509	d	v s aq with decomposition
diphosphate(V) 3-water	K ₄ P ₂ O ₇ · 3H ₂ O	384.38	2.33	anhyd 300	mp: 1090	s aq; i alc
disulfate(IV)	K ₂ S ₂ O ₅	222.32				s aq; flammable if ground
disulfate(VI) (pyrosulfate)	K ₂ S ₂ O ₇	254.32	2.28	≈325		s aq
ethyldithiocarbonate	KOCSSC ₂ H ₅	160.30	1.558	d 200		v s aq
fluoride	KF	58.10	2.48	859.9	1505	95 g/100 mL ²⁰ aq
formate	KCHO	84.12	1.91	167.5	d >mp	250 g/100 mL aq
gluconate	KC ₆ H ₁₁ O ₇	234.25		d 180		v s aq; i alc, bz, chl
heptaiodobismuthate(III)(4-)	K ₄ [BiI ₇]	1253.82				d aq; s alkali iodide solutions
hexachloroplatinate(IV)	K ₂ [PtCl ₆]	485.99	3.50	d 250		0.48 ²⁰ aq
hexacyanoferrate(II) 3-water	K ₄ [Fe(CN) ₆] · 3H ₂ O	422.39	1.85	anhyd 100	d	28 g/100 mL ²⁰ aq
hexacyanoferrate(III)	K ₃ [Fe(CN) ₆]	329.25	1.89	d		40 g/100 mL ²⁰ aq (slow); sl s alc
hexafluorosilicate	K ₂ [SiF ₆]	220.27	2.27	d		sl s aq; i alc
hexafluorozirconate	K ₂ [ZrF ₆]	283.41	3.58			2.7 g/100 mL ²⁰ aq
hexanitrocobaltate(III) 1.5-water	K ₃ [Co(NO ₂) ₆] · 1.5H ₂ O	479.30		d 200		0.089 ¹⁸ aq; s HOAc; v sl s alc
hydride	KH	40.11	1.43	417 d		d aq
hydrogen carbonate	KHCO ₃	100.11	2.17	d >100		34 g/100 mL ²⁰ aq; i alc

TABLE 3.2 Physical Constants of Inorganic Compounds (*Continued*)

Name	Formula	Formula weight	Density	Melting point, °C	Boiling point, °C	Solubility in 100 parts solvent
Potassium (<i>continued</i>)						
hydrogen difluoride	KHF	78.10	2.37	238.80	d 477	39 g/100 mL ²⁰ aq; s alc
hydrogen phosphate	K ₂ HPO ₄	174.18		d to K ₂ P ₂ O ₇		150 g/100 mL aq
hydrogen phthalate	KHC ₈ H ₄ O ₄	204.22	1.636	d		8.3 g/100 mL aq; sl s alc
hydrogen sulfate	KHSO ₄	136.17	2.24	197	d to K ₂ S ₂ O ₇	48 g/100 mL ²⁰ aq
hydrogen sulfide	KHS	72.17	1.70	≈455		s aq, alc
hydrogen tartrate	KHC ₄ H ₂ O ₆	188.18	1.956			0.5 ²⁰ aq; s acids; v sl s alc
hydroxide	KOH	56.11	2.044	406	1323	g/100 mL: 112 ²⁰ aq, 33 alc, 40 glyc
iodate	KIO ₃	214.00	3.89	560 d		8.1 g/100 mL ²⁰ aq; i alc
iodide	KI	166.00	3.12	681	1345	g/100 mL: 144 ²⁰ aq, 4.5 alc, 50 glyc
manganate(VI)	K ₂ MnO ₄	197.13		190 d		s aq; stable in KOH
molybdate(VI)	K ₂ MoO ₄	238.14	2.3	919	d 1400	160 g/100 mL aq
nitrate	KNO ₃	101.10	2.11	333	d 400	g/100 mL: 32 ²⁰ aq, 0.16 alc, s glyc
nitrite	KNO ₂	85.10	1.915	441	d 350	306 g/100 mL ²⁰ aq; sl s alc
oxalate hydrate	K ₂ C ₂ O ₄ · H ₂ O	184.23	2.13	anhyd 160	d to K ₂ CO ₃	36 g/100 mL ²⁰ aq
oxide	K ₂ O	94.20	2.35	350 d		d aq to KOH, s alc
oxobisoxalatoquadiaquatitanate(IV)	K ₂ [TiO(C ₂ O ₄) ₂ (H ₂ O) ₂]	354.18				v s aq
perchlorate	KClO ₄	138.55	2.52	d 400		2.04 ²⁵ aq; 0.0036 ²⁵ BuOH; 0.0013 EtOAc
periodate	KIO ₄	230.010	3.618	582		0.42 ²⁰ aq, sl s KOH
permanganate	KMnO ₄	158.03	2.7	d 240 → O ₂		6.34 g/100 mL ²⁰ aq; d HCl
peroxide	K ₂ O ₂	110.20		490		d aq
peroxodicarbonate hydrate	K ₂ C ₂ O ₆ · H ₂ O	216.24				6.5 g/100 mL aq; d hot aq
peroxodisulfate	K ₂ S ₂ O ₈	270.32	2.48	d 100		2.5 g/100 mL ²⁰ aq; i alc
perrhenate	KReO ₄	289.30	4.38	555	1370	0.99 ²⁰ aq
phenolsulfonate hydrate	KC ₆ H ₄ (OH)SO ₃ · H ₂ O	240.28	1.87			s aq, alc
phosphate	K ₃ PO ₄	212.27	2.564 ¹⁷	1340		50.8 g/100 mL ²⁰ aq; i alc
selenocyanate	KSeCN	144.08		d 100		s aq
silicate(2-)	K ₂ SiO ₃	154.29		976		s aq
sodium hexanitritocobaltate(III) hydrate	K ₂ Na[Co(NO ₂) ₆] · H ₂ O	454.18	1.633	d 135		0.07 aq

sodium tartrate 4-water	$\text{KNaC}_4\text{H}_4\text{O}_6 \cdot 4\text{H}_2\text{O}$	282.23	1.790	70–80	anhyd 130–140	54 g/100 mL ¹⁵ aq
sorbate	$\text{KC}_6\text{H}_7\text{O}_2$	150.22	1.363 ²⁵ ₂₀	d > 270		g/100 mL: 58.2 ²⁰ aq, 6.5 alc
stannate(IV) 3-water	$\text{K}_2\text{SnO}_3 \cdot 3\text{H}_2\text{O}$	298.94	3.197	anhyd 140		100 g/100 mL ²⁰ aq; i alc
stearate	$\text{KOOCC}_{17}\text{H}_{35}$	322.57				readily soluble hot aq or alc
sulfate	K_2SO_4	174.26	2.66	1069	1670	g/100 mL: 11 ²⁰ aq, 1.3 glyc, i alc
sulfide	K_2S	110.26	1.74	948		
sulfite 2-water	$\text{K}_2\text{SO}_3 \cdot 2\text{H}_2\text{O}$	194.29		d		28.6 g/100 mL ²⁰ aq
tartrate hemihydrate	$\text{K}_2\text{C}_4\text{H}_4\text{O}_6 \cdot 0.5\text{H}_2\text{O}$	235.28	1.98	anhyd 155	d 200	138 g/100 mL ²⁰ aq
tellurate(IV)	K_2TeO_3	253.79				s aq
tetrachloroaurate(III)	$\text{K}[\text{AuCl}_4]$	377.88	3.75	d 357		61.8 g/100 mL ²⁰ aq
tetrafluoroborate	$\text{K}[\text{BF}_4]$	125.90	2.505 ²⁰ ₄	530		0.45 ²⁰ aq
tetrahydridoborate	$\text{K}[\text{BH}_4]$	53.94	1.11	d 497		g/100 mL: 21 ²⁵ aq, 3.5 ²⁰ MeOH
tetraiodocadmte 2-water	$\text{K}_4[\text{CdI}_4] \cdot 2\text{H}_2\text{O}$	698.21	3.359 ²¹			g/100 mL: 137 ¹⁵ aq, 71 ¹⁵ alc, 4 eth
tetraiodomercurate(II)	$\text{K}_2[\text{HgI}_4]$	786.48				v s aq; s alc, acet, eth
thiocyanate	KSCN	97.18	1.89	173	d 500	g/100 mL: 217 ²⁰ aq, 200 acet, 8 alc
thiosulfate	$\text{K}_2\text{S}_2\text{O}_3$	190.33		d 400		155 g/100 mL ²⁰ aq; i alc
trihydrogen bisoxalate 2-water	$\text{KH}_3(\text{C}_2\text{O}_4) \cdot 2\text{H}_2\text{O}$	254.20	1.836	d		1.8 aq
trisoxalatoantimonate(III)	$\text{K}_3[\text{Sb}(\text{C}_2\text{O}_4)_3]$	503.12				a aq
trithiocarbonate	K_2CS_3	186.41		d		v s aq
uranyl(VI) acetate hydrate	$\text{K}(\text{UO}_2)(\text{C}_2\text{H}_3\text{O}_2)_2 \cdot \text{H}_2\text{O}$	504.28	3.296 ¹⁵	anhyd 275		s aq
Praseodymium	Pr	140.9077	6.475 α -form	935	3520	s hot water and acids
chloride	PrCl_3	247.27	4.0	769 to 782	1710	104 g/100 mL ¹³ aq; s alc
(III) oxide	Pr_2O_3	329.81	7.07	oxidizes to Pr_6O_{11}		i aq; s acids
(IV)	PrO_2	172.91	6.82	tr 350 to Pr_6O_{11}		
Promethium-147	Pm	146.915	7.22	1080	3000 est	
bromide	PmBr_3	386.7	5.38	727	1667	s aq
chloride	PmCl_3	153.4		737	1670	s aq
Protoactinium	Pa	231.0359	15.37	1568(8)	4227	
(IV) chloride	PaCl_4	372.85	4.72	subl 400		i aq; s HCl
(V) chloride	PaCl_5	408.31	3.74	301	420	hyd aq; s THF, CH_3CN
Radium	Ra	226.03	5.5	700.1	1737	d aq; s acids
bromide	RaBr_2	385.88	5.79	728	subl 900	s aq
chloride	RaCl_2	296.93	4.91	1000		s aq
Radon	Rn	222.0	9.73 g/L	– 71	– 62	23 mL/100 mL ²⁰ aq; s org solv

TABLE 3.2 Physical Constants of Inorganic Compounds (*Continued*)

Name	Formula	Formula weight	Density	Melting point, °C	Boiling point, °C	Solubility in 100 parts solvent
Rhenium	Re	186.207	21.02	3180	5678	s HNO ₃
chloride trioxide	ReClO ₃	269.66		4.5	128	hyd in water to HReO ₄ ; s CCl ₄
(IV) fluoride	ReF ₄	262.20	5.38	124.5	795	hyd aq
(VI) fluoride	ReF ₆	300.20	3.58	18.5	33.8	52.5 g/100 mL anhyd HF; s HNO ₃
(VII) fluoride	ReF ₇	319.20	3.65	48.3	73.7	hyd aq
(VI) oxide	ReO ₃	234.20	6.9–7.4	disprop 400	750	s HNO ₃
(VII) oxide	Re ₂ O ₇	484.41	6.1	300.3	360.3	v s aq, org solv
(VII) sulfide	Re ₂ S ₇	596.88	4.866	d 460		i aq; s HNO ₃
(VI) tetrachloride oxide	ReCl ₄ O	344.02	3.309	29.3	225	hyd aq; s CCl ₄
Rhodium	Rh	102.9055	12.41 ²⁰	1963	3727	s fused KHSO ₄
(III) chloride	RhCl ₃	209.26	5.38	d 450		i aq; s KOH, KCN
(III) fluoride	RhF ₃	159.90	5.4	subl 600		i acids, alkalis
(III) oxide	Rh ₂ O ₃	253.81	8.20	d 1100		i aq reg, KOH
tetracarbonyldi- μ -chloro- dichloride	Rh ₂ (CO) ₄ Cl ₂	388.76		124–125		s org solv except hydrocarbons
Rubidium	Rb	85.4678	1.532	39.31	691	d aq to RbOH
acetate	RbC ₂ H ₃ O ₂	144.52		246		86 g/100 mL ⁴⁵ aq
bromide	RbBr	165.37	3.35	682	1346	108 g/100 mL ²⁰ aq
carbonate	Rb ₂ CO ₃	230.95		837	d 900	g/100 mL: 450 ²⁰ aq, 0.74 ₁₉ alc
chlorate	RbClO ₃	168.94	3.184	342		5.4 g/100 mL ²⁰ aq
chloride	RbCl	120.92	2.76	715	1390	g/100 mL: 91 ²⁰ aq, 1.1 MeOH
dihydrogen phosphate	RbH ₂ PO ₄	182.47		840		s aq
fluoride	RbF	104.47	3.2	833	1410	131 g/100 mL ¹⁸ aq
hexachloroplatinate(IV)	Rb ₂ [PtCl ₆]	578.75	3.94	d		0.028 ²⁰ aq
hydroxide	RbOH	102.47	3.20	301		180 g/100 mL ¹⁸ aq; s alc
iodide	RbI	212.37	3.55	642	1304	163 g/100 mL ²⁵ aq; s alc
nitrate	RbNO ₃	147.47	3.11	305		19.5 g/100 mL ²⁰ aq
oxide	Rb ₂ O	186.93	4.0	400 d		s aq → RbOH
sulfate	Rb ₂ SO ₄	267.00	3.5	1050		48 g/100 mL ²⁰ aq
Ruthenium	Ru	101.07	12.45 ²⁰	2334	4150	s fused alkali, oxidizing fluxes
(III) chloride (hexagonal)	RuCl ₃	207.43	3.11	d >500		i aq; s HCl, alc
(V) fluoride	RuF ₅	196.06	3.90	86.5	227	d aq
(IV) oxide	RuO ₂	133.07	6.97	d		i aq; s fused alkali

Samarium	Sm	150.36	7.52	1074	1794	s acids
(II) chloride	SmCl ₂	221.27	3.687	855	2030	s aq dec; i alc
(III) chloride	SmCl ₃	256.72	4.46	682	d	93.4 g/100 mL ²⁰ aq
(III) fluoride	SmF ₃	207.36	6.643	1306	2427	i aq; s H ₂ SO ₄
(III) oxide	Sm ₂ O ₃	348.72	8.347	2335		s acids
(III) sulfate 8-water	Sm ₂ (SO ₄) ₃ · 8H ₂ O	733.03	2.93	anhyd 450		2.7 g/100 mL ²⁰ aq
Scandium	Sc	44.956	2.985 hex	1541	2836	d aq
chloride	ScCl ₃	151.31	2.39	967	967	v s aq; i alc
oxide	Sc ₂ O ₃	137.91	3.864	2485		s hot or conc acids
sulfate 5-water	Sc ₂ (SO ₄) ₃ · 5H ₂ O	468.17	2.519	anhyd 250	d 550	54.6 g/100 mL ²⁵ aq
Selenium (hexagonal)	Se	78.96	4.81 ₄ ²⁰	217	685	s eth, KOH, KCN; i aq, alc
(IV) bromide	SeBr ₄	398.58	4.029	123		d aq; s HBr, chl, CS ₂
(IV) chloride	SeCl ₄	220.77	2.6	305	subl 196	d aq
(di-) dibromide	Se ₂ Br ₂	317.73	3.604 ₄ ¹⁵		225 d	d aq; s chl, CS ₂
dibromide oxide	SeBr ₂ O	254.77	3.38 ²⁰	41.6	217 d	d aq
(di-) dichloride	Se ₂ Cl ₂	228.83	2.774 ₄ ²⁵	- 85	127 dec	d aq; s bz, chl, CS ₂
dichloride oxide	SeCl ₂ O	165.867	2.44	8.5	177.2	d aq; misc bz, chl, CCl ₄ , CS ₂
difluoride oxide	SeF ₂ O	132.96	2.8	15	125	d aq
(IV) fluoride	SeF ₄	154.95	2.75	- 10	106	reacts aq viol; misc alc, eth; s chl
(VI) fluoride	SeF ₆	192.95	8.467 g/L	- 34.6		
(di-) hexasulfide	Se ₂ S ₆	350.32	2.44	121.5		s CS ₂ ; 1.2 g/100 mL ²⁰ bz
(IV) oxide	SeO ₂	110.96	3.95	340	subl 315	w/w %: 38 ¹⁴ aq, 10 ¹² MeOH, 4.35 acet, 6.7 ¹⁴ EtOH, 1.1 ¹² HOAc; s H ₂ SO ₄
(tetra-) tetrasulfide	Se ₄ S ₄	444.10	3.20	113 d		i aq; 0.04 g/100 mL ²⁰ bz; s CS ₂
Silane	SiH ₄	32.12	1.409 g/L	- 185	- 111.9	d aq slowly; i alc, bz, chl, eth
chloro-	SiH ₃ Cl	66.56	2.921 g/L	- 118	- 30.4	
dichloro-	SiH ₂ Cl ₂	101.01	4.432 g/L	- 122	8.3	d aq
iodo-	SiH ₃ I	158.01	2.035	- 57	45.5	d aq
trichloro-	SiHCl ₃	135.45	1.331	- 128	33	d aq; s bz, chl
Silicon	Si	28.0855	2.33	1412	3265	s HF + HNO ₃ , fused alkali oxides
carbide (beta)	SiC	40.10	3.16	2830		s fused alkali oxides
dioxide (α quartz)	SiO ₂	60.08	2.648	573 tr	2950	i aq; s HF
				β quartz		
dioxide - tungsten trioxide - water (silicotungstic acid)	SiO ₂ · 12WO ₃ · 26H ₂ O	3310.66				v s aq, alc
disulfide	SiS ₂	92.22	2.04	1090		s d aq, alc; i bz

TABLE 3.2 Physical Constants of Inorganic Compounds (*Continued*)

Name	Formula	Formula weight	Density	Melting point, °C	Boiling point, °C	Solubility in 100 parts solvent
Silicon (<i>continued</i>)						
tetrabromide	SiBr ₄	347.70	2.81	5.2	154	hyd aq viol
tetrachloride	SiCl ₄	169.90	1.5	-68.8	57.6	hyd aq; s bz, CCl ₄ , eth
tetrafluoride	SiF ₄	104.08	4.567 g/L	-90.3	-86	hyd aq; s HF
tetraiodide	SiI ₄	535.70	4.1	120.5	287.3	d aq; 2.2 g/100 mL ²⁷ CS ₂
(<i>tri</i> -) tetranitride	Si ₃ N ₄	140.28	3.17	1878		i aq; s HF
Silver	Ag	107.8682	10.49	961.78	2164	s HNO ₃
acetate	AgC ₂ H ₃ O ₂	166.91	3.259	d		1.04 ²⁰ aq; s dil HNO ₃
antimonide	Ag ₃ Sb	445.35		559		
azide	AgN ₃	149.89	4.9	exp ~252		i aq; s KCN, HNO ₃ (explosive)
bromide	AgBr	187.77	6.473	432	1500	i aq; s KCN
carbonate	Ag ₂ CO ₃	275.75	6.077	218		0.003 ²⁰ aq; s KCN, HNO ₃ , NH ₄ OH
chlorate	AgClO ₃	191.32	4.430 ²⁰	231	d 270	10 g/100 mL ¹⁵ aq
chloride	AgCl	143.32	5.56	455	1547	i aq; 7.7 g/100 mL NH ₄ OH, KCN, Na ₂ S ₂ O ₃
chromate(VI)	Ag ₂ CrO ₄	331.73	5.625 ²⁵			0.002 ²⁰ aq; s HNO ₃ , NH ₄ OH
cyanide	AgCN	133.89	3.95	320 d		i aq; s KCN
fluoride	AgF	126.87	5.852	435	≈1150	182 g/100 mL ²⁰ aq; s HF, CH ₃ CN
(II) fluoride	AgF ₂	145.87	4.57	690	d 700	hyd viol aq
iodate	AgIO ₃	282.77	5.525 ²⁰	>200	d	0.053 ²⁵ aq; 40 g/100 mL 10% NH ₄ OH
iodide (alpha)	AgI	234.77	5.683 ³⁰	558	1505	i aq; s KCN, KI, (NH ₄) ₂ CO ₃
nitrate	AgNO ₃	169.87	4.352 ¹⁹	212	d 440	g/100 mL: 216 ²⁰ aq, 3.3 alc, 0.4 acet
nitrite	AgNO ₂	153.87	4.453	d > 140		0.33 ²⁵ aq; d dilute acids
oxalate	Ag ₂ C ₂ O ₄	303.76	5.03 ⁴	explodes 140		0.004 ²⁰ aq; s HNO ₃ , NH ₄ OH
oxide	Ag ₂ O	231.73	7.22 ²⁵	d 200 (d light)		0.002 ²⁵ aq; s dil HNO ₃ , NH ₄ OH
(II) oxide	AgO	123.87	7.483 ²⁵	d > 100		i aq; d alk and acids
perchlorate	AgClO ₄	207.32	2.806 ²⁵	d 486		557 g/100 mL ²⁰ aq; s bz, glyc, pyr
permanganate	AgMnO ₄	226.80	4.49	d by light		0.9 aq; d alc

phosphate	Ag_3PO_4	418.62	6.37	849		0.006 aq; v s dil HNO_3 , KCN, $(\text{NH}_4)_2\text{CO}_3$
selenate(IV)	Ag_2SeO_3	342.69	5.93	530	d > 530	sl s aq; s HNO_3
sulfate	Ag_2SO_4	311.80	5.45	660	d 1085	0.80 ²⁰ aq (slow); s HNO_3 , NH_4OH , H_2SO_4
sulfide (agentite)	Ag_2S	247.80	7.234 ²⁰	845	d	i aq; s HNO_3 , alk CN's
Sodium	Na	22.98977	0.968 ²⁰	97.82	881.4	d aq to NaOH
acetate	$\text{NaC}_2\text{H}_3\text{O}_2$	82.03	1.528	324		75 g/100 mL ²⁰ aq
acetate 3-water	$\text{NaC}_2\text{H}_3\text{O}_2 \cdot 3\text{H}_2\text{O}$	136.08	1.45	anhyd 120	d > 120	g/100 mL: 125 ²⁰ aq, 5.1 alc
aluminate(1-)	NaAlO_2	81.97	4.63	1650		v s aq; i alc
aluminum sulfate 12-water	$\text{NaAl}(\text{SO}_4)_2 \cdot 12\text{H}_2\text{O}$	458.28	1.61	- 60		110 g/100 mL ¹⁵ aq; i alc
amide	NaNH_2	39.01	1.39	210	subl 400	d > 500, reacts aq viol
ammonium phosphate 4-water	$\text{NaNH}_4\text{HPO}_4 \cdot 4\text{H}_2\text{O}$	209.07	1.54	≈ 80	anhyd > 280	14.3 g/100 mL aq
arsenate(III)(1-)	NaAsO_2	129.91	1.87			v s aq; sl s alc
ascorbate	$\text{NaC}_6\text{H}_7\text{O}_6$	198.11		d 218		62 g/100 mL ²⁰ aq
azide	NaN_3	65.01	1.846 ²⁰	d to Na + N ₂		41 g/100 mL ²⁰ aq; 0.3 alc
benzoate	$\text{NaO}_2\text{C}_6\text{H}_5$	144.11				g/100 mL: 63 ²⁵ aq; 1.3 alc
bismuthate(V)(1-)	NaBiO_3	279.96		d		i cold aq; dec by hot aq & acids
bismuthide	Na_3Bi	277.95		766		d aq
bromate	NaBrO_3	150.89	3.34	381 d		40 g/100 mL ²⁰ aq; i alc
bromide	NaBr	102.89	3.200 ²⁰	755	1390	g/100 mL: 90 ²⁰ aq, 6 alc; 16 MeOH
carbonate	Na_2CO_3	105.99	2.533 ²⁰	858.1	d	29 g/100 mL ²⁰ aq; s glyc; i alc
carbonate hydrate	$\text{Na}_2\text{CO}_3 \cdot \text{H}_2\text{O}$	124.00	2.25	anhyd 100		g/100 mL: 33 aq, 14 glyc; i alc
carbonate 10-water	$\text{Na}_2\text{CO}_3 \cdot 10\text{H}_2\text{O}$	286.14	1.46	34 d		50 g/100 mL aq; s glyc
carbonate - hydrogen	$\text{Na}_2\text{CO}_3 \cdot \text{NaHCO}_3$	226.02	2.112			13 g/100 mL ⁰ aq
carbonate 2-water (trona)	$\cdot 2\text{H}_2\text{O}$					
chlorate(V)	NaClO_3	106.44	2.5	248	d > 300 → O ₂	g/100 mL: 96 ²⁰ aq, 0.77 alc, 25 glyc
chloride	NaCl	58.44	2.17	800.8	1465	g/100 mL: 36 ²⁰ aq, 10 glyc
chlorite	NaClO_2	90.44		d 180-200		34 g/100 mL ¹⁷ aq
chromate(VI)	Na_2CrO_4	161.97	2.72	792		84 g/100 mL ²⁰ aq
citrate 2-water	$\text{Na}_3\text{C}_6\text{H}_5\text{O}_7 \cdot 2\text{H}_2\text{O}$	294.10		anhyd 150		77 g/100 mL ²⁵ aq; i alc
cyanate	NaOCN	65.01	1.89	550		s aq d; 0.22 ⁰ alc
cyanide	NaCN	49.01	1.6	563		58.7 g/100 mL ²⁰ aq
cyanohydrinoborate	$\text{Na}[\text{BH}_3\text{CN}]$	62.84	1.12	> 240 d		g/100 mL: 212 aq, 37.2 THF; v s NaOH; i bz, eth

TABLE 3.2 Physical Constants of Inorganic Compounds (*Continued*)

Name	Formula	Formula weight	Density	Melting point, °C	Boiling point, °C	Solubility in 100 parts solvent
Sodium (<i>continued</i>)						
dichromate 2-water	$\text{Na}_2\text{Cr}_2\text{O}_7 \cdot 2\text{H}_2\text{O}$	298.00	2.348 ₄ ²⁵	anhyd 100; mp 356	d 400	73.1 g/100 mL ²⁰ aq
diethyldithiocarbamate	$\text{NaS}_2\text{CN}(\text{C}_2\text{H}_5)_2 \cdot 3\text{H}_2\text{O}$	225.31		anhyd 94–96		s aq, alc
dihydrogen arsenate(V)	$\text{NaH}_2\text{AsO}_4 \cdot \text{H}_2\text{O}$	181.94	2.53	anhyd 130	d 200	s aq
hydrate						
dihydrogen diphosphate(V)	$\text{Na}_2\text{H}_2\text{P}_2\text{O}_7$	221.94	1.9	d 220		4.5 g/100 mL ⁰ aq
dihydrogen phosphate(V)	$\text{NaH}_2\text{PO}_4 \cdot 2\text{H}_2\text{O}$	156.01	1.91	anhyd 100	d NaPO_3 , 200	71 g/100 mL ⁰ aq; i alc
dihydrate						
dimethylarsenate 3-water	$\text{NaO}_2\text{As}(\text{CH}_3)_2$	214.03		anhyd 120		g/100 mL: 200 aq, 40 alc
(cacodylate)						
dioxide	NaO_2	54.99		552		
diphosphate(V)	$\text{Na}_4\text{P}_2\text{O}_7$	265.90	2.53	988		2.26 ⁰ aq
dithionate(V) 2-water	$\text{Na}_2\text{S}_2\text{O}_6 \cdot 2\text{H}_2\text{O}$	242.14	2.19	anhyd 110	d 267 to $\text{Na}_2\text{SO}_4 + \text{SO}_2$	13.4 g/100 mL ²⁰ aq; i alc
dithionate(III)	$\text{Na}_2\text{S}_2\text{O}_4$	174.11		d		22 g/100 mL ²⁰ aq; sl s alc
diuranate(VI)	$\text{Na}_2\text{U}_2\text{O}_7$	634.03				i aq; s acids
dodecylbenzenesulfonate	$\text{NaO}_3\text{SC}_6\text{H}_4\text{C}_{12}\text{H}_{25}$	348.49				
dodecylsulfate	$\text{NaO}_3\text{SOC}_{12}\text{H}_{25}$	288.38				10 g/100 mL aq
ethoxide	NaOC_2H_5	68.06		>300		d aq; s abs alc
ethylenebis(imino-diacetate) (EDTA)	$(\text{NaOOCCH}_2)_2\text{NC}_2\text{H}_4\text{-N}(\text{CH}_2\text{COONa})_2$	380.20				103 g/100 mL aq
ethylsulfate	$\text{NaO}_3\text{SOC}_2\text{H}_5$	148.12				140 g/100 mL aq; s alc
fluoride	NaF	41.99	2.78	996	1704	4 g/100 mL ¹⁵ aq; i alc
formate	NaHCO_2	68.01	1.92	253	d >253	81 g/100 mL ²⁰ aq; s glyc; sl s alc
gluconate	$\text{NaC}_6\text{H}_{11}\text{O}_7$	218.14				59 g/100 mL ²⁵ aq; sl s alc; i eth
glycerophosphate	$\text{Na}_2\text{C}_3\text{H}_5(\text{OH})_2\text{PO}_4$	216.04		d >130		67 g/100 mL aq; i alc
hexachloroplatinate(IV)	$\text{Na}_2[\text{PtCl}_6] \cdot 6\text{H}_2\text{O}$	561.88	2.50	–6H ₂ O, 110		v s aq; s alc
6-water						

hexacyanoferrate(II) 10-water	$\text{Na}_4[\text{Fe}(\text{CN})_6] \cdot 10\text{H}_2\text{O}$	484.06	1.46	anhyd 82	d 435	28 g/100 mL ²⁰ aq
hexacyanoferrate(III) hydrate	$\text{Na}_3[\text{Fe}(\text{CN})_6] \cdot \text{H}_2\text{O}$	298.93				18.9 g/100 mL ⁰ aq
hexafluoroaluminate	$\text{Na}_3[\text{AlF}_6]$	209.94	2.97	1009		s aq
hexanitrocobaltate(III) hydride	$\text{Na}_3[\text{Co}(\text{NO}_2)_6]$ NaH	403.98 24.00			425 d	v s aq; sl s alc ign spontaneously moisture; d alc viol
hydrogen arsenate(V) 7-water	$\text{Na}_2\text{HAsO}_4 \cdot 7\text{H}_2\text{O}$	312.01	1.87	anhyd 130	d 150	61 g/100 mL ¹⁵ aq; s glyc; sl s alc
hydrogen carbonate	NaHCO_3	84.01	2.20	to Na_2CO_3	270	8 g/100 mL ²⁰ aq; i alc
hydrogen difluoride	NaHF_2	62.00	2.08	d > 160		3.7 g/100 mL ²⁰ aq
hydrogen phosphate 7-water	$\text{Na}_2\text{HPO}_4 \cdot 7\text{H}_2\text{O}$	268.07	1.7	d		25 g/100 mL ⁴⁰ aq; v sl s alc
hydrogen sulfate	NaHSO_4	120.06	2.435	315	d	50 g/100 mL ²⁰ aq; d alc
hydrogen sulfide	NaHS	56.06	1.79	350		s aq, alc, eth
hydrogen sulfite	NaHSO_3	104.06	1.48	d		g/100 mL: 29 aq, 1.4 alc
hydroxide	NaOH	40.00	2.130	323	1388	g/100 mL: 108 ²⁰ aq, 14 abs alc, 24 MeOH; s glyc
hydroxymethanesulfinate dihydrate	$\text{Na}[\text{HOCH}_2\text{SO}_2] \cdot 2\text{H}_2\text{O}$	154.12		63–64	d > 64	v s aq; i abs alc, bz, eth
hypochlorite 5-water	$\text{NaClO} \cdot 5\text{H}_2\text{O}$	164.52	1.6	18	d by CO_2 from air	29 g/100 mL ⁰ aq
iodate	NaIO_3	197.89	4.28	d		8.1 g/100 mL ²⁰ aq
iodide	NaI	149.89	3.67	660	1304	g/100 mL: 200 ²⁰ aq, 100 glyc, 50 alc; s acet
lactate	NaOOCCHOHCH_3	112.06		d		misc aq, alc
methoxide	NaOCH_3	54.02		> 300		d aq; s alc
molybdate(VI) 2-water	$\text{Na}_2\text{MoO}_4 \cdot 2\text{H}_2\text{O}$	241.95	≈ 3.5	anhyd 100	mp 687	65 g/100 mL ²⁰ aq
nitrate	NaNO_3	85.00	2.26	307	d ≈ 500	g/100 mL: 88 ²⁰ aq, 0.8 alc
nitrite	NaNO_2	69.00	2.17	271	d > 320	67 g/100 mL ²⁰ aq
oxalate	$\text{Na}_2\text{C}_2\text{O}_4$	134.00	2.34	d ≈ 250		3.4 g/100 mL ²⁰ aq; i alc
oxide	Na_2O	61.98	2.27	dull red heat	d > 400	d aq to NaOH violently
pentacyanonitrosylfer- rate(III) 2-water (nitro- prusside)	$\text{Na}_2[\text{Fe}(\text{CN})_5\text{NO}] \cdot 2\text{H}_2\text{O}$	297.65	1.72			40 g/100 mL ¹⁶ aq

TABLE 3.2 Physical Constants of Inorganic Compounds (*Continued*)

Name	Formula	Formula weight	Density	Melting point, °C	Boiling point, °C	Solubility in 100 parts solvent
Sodium (<i>continued</i>)						
perchlorate	NaClO ₄	122.44	2.52	480 d		g/100 mL ²⁵ ; 114 aq, 1.5 BuOH, 8.4 EtOAc
periodate	KIO ₄	213.89	3.865	d ≈ 300		10.3 g/100 mL ²⁰ aq
peroxide	Na ₂ O ₂	77.98	2.805	675	d	v s aq (dec)
peroxoborate 4-water	NaBO ₃ · 4H ₂ O	153.88		d > 60		2.5 g/100 mL aq
peroxodisulfate(VI)	Na ₂ S ₂ O ₈	238.11		d		55 g/100 mL aq; d by alc
perrhenate	NaReO ₄	273.19	5.24	300		33 g/100 mL ²⁰ aq
phosphate	Na ₃ PO ₄	163.94	2.537	1340		12.1 g/100 mL ²⁰ aq
phosphate 12-water	Na ₃ PO ₄ · 12H ₂ O	380.12	1.62	73.4	– 11H ₂ O, 100	28.3 g/100 mL ²⁰ aq; i alc
phosphinate hydrate	NaPH ₂ O ₂ · H ₂ O	105.99		anhyd 200	d to PH ₃	100 g/100 mL ²⁰ aq; s glyc, alc
propanoate	NaOOCCH ₂ CH ₃	96.06				g/100 mL ²⁵ ; 100 aq, 4.1 alc
salicylate	NaOOCCH ₂ CH ₂ OH	160.10				g/100 mL: 110 ²⁰ aq, 11 alc, 25 glyc
selenate(VI)	Na ₂ SeO ₄	188.94	3.098			27 g/100 mL ²⁰ aq
silicate(2–) meta-	Na ₂ SiO ₃	122.06	2.614	1089		s aq; hyd by hot aq; i alc
silicate(2–) 5-water	Na ₂ SiO ₃ · 5H ₂ O	212.14	1.749	72.2	anhyd 100	v s aq
silicate(4–)	Na ₄ SiO ₄	184.04		1018		s aq
stannate(IV) 3-water	Na ₂ SnO ₃ · 3H ₂ O	266.71		d 140 (slow)		59 g/100 mL ²⁰ aq; i alc
stearate	NaOOC(C ₁₇ H ₃₅)	306.47		d		sl s aq
sulfate	Na ₂ SO ₄	142.04	2.7	8800	d 2227	28 g/100 mL ²⁰ aq
sulfate 10-water	Na ₂ SO ₄ · 10H ₂ O	322.20	1.46	32.4	anhyd 100	67 g/100 mL ²⁵ aq; s glyc; i alc
sulfide	Na ₂ S	78.05	1.856	1172 vacuo		18.6 g/100 mL ²⁰ aq; sl s alc
sulfide 9-water	Na ₂ S · 9H ₂ O	240.18	1.43	d ≈ 50		200 g/100 mL aq; sl s alc
sulfite	Na ₂ SO ₃	126.04	2.63	d		31 g/100 mL ²⁰ aq; s glyc; i alc
tartrate dihydrate	Na ₂ C ₄ H ₄ O ₆ · 2H ₂ O	230.08	1.82	anhyd ~ 120		29 g/100 mL ⁶ aq; i alc
tetraborate	Na ₂ B ₄ O ₇	201.22	2.4	742.5		2.6 ²⁰ aq
tetraborate 10-water (bo- rax)	Na ₂ B ₄ O ₇ · 10H ₂ O	381.37	1.73	75 d	anhyd 320	g/100 mL: 6.3 aq, 100 glyc
tetrachloroaluminate	Na[AlCl ₄]	191.78	2.01	151		s aq
tetrachloroaurate	Na[AuCl ₄] · 2H ₂ O	397.80		d > 100		166 g/100 mL ²⁷ aq; s alc, chl
tetrafluoroborate	Na[BF ₄]	109.82	2.47	384	d	108 g/100 mL ²⁷ aq
tetrahydridoborate	Na[BH ₄]	37.83	1.074	497	d 315	18 ²⁵ DMF; 16.4 ²⁰ MeOH (reacts)

thiocyanate	NaSCN	81.07		287		134 g/100 mL ²⁰ aq
thiosulfate	Na ₂ S ₂ O ₃	158.11	2.345			s aq; i alc
thiosulfate 5-water	Na ₂ S ₂ O ₃ · 5H ₂ O	248.19	1.69	anhyd 100	d >100	70 g/100 mL ²⁰ aq (dec slowly)
trimetaphosphate 6-water	(NaPO ₃) ₃ · 6H ₂ O	414.04	1.786	53	anhyd 100	22 g/100 mL aq; i alc
tungstate(VI) dihydrate	Na ₂ WO ₄ · 2H ₂ O	329.85	3.25	anhyd 100	mp: 695.6	88 g/100 mL ⁰ aq; i alc
vanadate(V)	NaVO ₃	121.93				s hot aq
Srontium	Sr	87.62	2.64	757	1366	d to Sr(OH) ₂ in water
bromide	SrBr ₂	247.43	4.216	657	2045	100 g/100 mL ²⁰ aq
carbonate	SrCO ₃	147.63	3.5	d 1100 to SrO + CO ₂		i aq; s acids
chlorate	Sr(ClO ₃) ₂	254.52	3.152	120 d → O ₂		167 g/100 mL ²⁰ aq
chloride	SrCl ₂	158.53	3.052	874	1250	52.9 g/100 mL ²⁰ aq
chromate(VI)	SrCrO ₄	203.61	3.89	d		0.12 ²⁰ aq; s HCl
fluoride	SrF ₂	125.62	4.24	1477	2460	0.011 ²⁰ aq; s hot HCl
hydrogen phosphate	SrHPO ₄	183.60	3.544			i aq; s acids
hydroxide	Sr(OH) ₂	121.64	3.625	535	− H ₂ O, 744	0.8 ²⁰ aq
iodate	Sr(IO ₃) ₂	437.43	5.045 ¹⁵			0.03 ¹⁵ aq
iodide	SrI ₂	341.43	4.42	402	1773 d	178 g/100 mL ²⁰ aq; s alc
lactate 3-water	Sr(OOCCHOHCH ₃) ₂ · 3H ₂ O	319.81		anhyd 150		33 g/100 mL aq
nitrate	Sr(NO ₃) ₂	211.63	2.99	570	645	69.5 g/100 mL ²⁰ aq; sl s alc, acet
oxide	SrO	103.62	4.7	2430		0.69 ²⁰ aq
perchlorate	Sr(ClO ₄) ₂	286.52	3.00 ²⁵			g/100 mL ²⁵ : 157 aq, 71 BuOH, 77 EtOAc, 90 acet
peroxide	SrO ₂	119.62	4.78	215 d		0.018 ²⁰ aq; d hot aq
sulfate	SrSO ₄	183.68	3.96	1607		0.013 ²⁰ aq; sl s acid
sulfide	SrS	119.69	3.70	2227		sl s aq; s acid (dec)
Sulfinyl bromide (Thionyl)	SOBr ₂	207.87	2.688 ₄ ²⁰	− 52	140	hyd aq (slow); misc bz, chl, CCl ₄
chloride	SOCl ₂	118.97	1.638	− 104.5	76	hyd aq; misc bz, chl, CCl ₄
fluoride	SOF ₂	86.06	3.776 g/L	− 129.5	− 43.8	hyd aq; s bz, chl, eth
Sulfonyl chloride (Sulfuryl)	SO ₂ Cl ₂	134.97	1.6674 ₄ ²⁰	− 54.1	69.3	hyd aq; misc bz, eth, HOAc
diamide	SO ₂ (NH ₂) ₂	96.11	1.807	93	d 250	s aq, hot EtOH, acet
fluoride	SO ₂ F ₂	102.06	4.478 g/L	− 135.8	− 55.38	mL gas/100 mL: 4 aq, 24 alc, 136 CCl ₄ , 210 toluene
Sulfur (gamma)	S	32.066	1.92	106.8	444.72	23 g/100 mL ⁰ CS ₂ ; s alc, bz
(alpha) orthorhombic	S ₈	256.53	2.08 ²⁰	tr 94.5 to beta form	444.6	i aq; s organic solvents
(beta) monoclinic tr slowly to rhombic	S ₈	256.53	1.96	115.21	444.6	23 g/100 mL ⁰ CS ; s alc, bz

TABLE 3.2 Physical Constants of Inorganic Compounds (*Continued*)

Name	Formula	Formula weight	Density	Melting point, °C	Boiling point, °C	Solubility in 100 parts solvent
Sulfur (<i>continued</i>)						
(<i>di</i> -) decafluoride	S ₂ F ₁₀	254.11	2.08	-52.7	30	d fusion with KOH
(<i>di</i> -) dichloride	ClSSCl	135.04	1.688	-77	137	hyd aq; s alc, bz, eth, CS ₂ , CCl ₄
dichloride	SCl ₂	102.97	1.622	-122	59.5	hyd aq
dioxide	SO ₂	64.07	2.811 g/L	-75.47	-10	mL/100 mL: 3937 ²⁰ aq, 25 alc, 32 MeOH; s chl, eth
hexafluoride	SF ₆	146.06	6.409 g/L	-50.8	subl -63.8	sl s aq; s alc, KOH
tetrafluoride	SF ₄	108.06	4.742 g/L	-121.0	-38	d aq viol; v s bz
trioxide (alpha)	SO ₃	80.06		62.3	vp 73mm at 25	stable modification
(beta)	SO ₃	80.06		32.5	vp 344mm at 25	
(gamma)	SO ₃	80.06	1.92	16.8	44.8	v s aq (slow)
Sulfuryl, <i>see</i> Sulfonyl						
Tantalum	Ta	180.9479	16.69	2996	5429	s HF, fused alkali (slowly)
(V) bromide	TaBr ₅	580.47	4.99	265	349	hyd aq; s abs alc, eth
carbide	TaC	192.96	14.3	3880	4780	sl s HF
(<i>di</i> -) carbide	Ta ₂ C	373.91	15.1	3327		
(V) chloride	TaCl ₅	358.21	3.68	216	239.3	hyd aq; s abs alc
diboride	TaB ₂	202.57	11.2	3140		
(V) fluoride	TaF ₅	275.94	4.74 ²⁰	96.8	229.5	s aq, eth, conc HNO ₃
(V) iodide	TaI	815.47	5.80	496	543	hyd aq; s eth
nitride	TaN	194.95	13.7	3090		sl s aq reg; reacts alkalis
(V) oxide	Ta ₂ O ₅	441.89	8.2	1785		s HF; d fused KHSO ₄ or KOH
Technetium-98	Tc	97.9072	11	2157	4265	s HNO ₃ , aq reg, conc H ₂ SO ₄
(VI) fluoride	TcF ₆	212.91	3.0	37.4	55.3	s HCl
(IV) oxide	TcO ₂	130.91	6.9	subl 1000		s acid, alkali
(VII) oxide	Tc ₂ O ₇	309.81		119.5	310.6	s aq
Tellurium	Te	127.60	6.24	449.8	989.9	s HNO ₃ , KOH, conc H ₂ SO ₄
(IV) bromide	TeBr	447.22	4.3	380	≈20 d	s HBr, eth, HOAc
(II) chloride	TeCl ₂	198.51	6.9	208	328	disprop with eth, diox; s acid
(IV) chloride	TeCl ₄	269.41	3.0	225	380	hyd aq; s HCl, abs alc, bz
(IV) fluoride	TeF ₄	203.59		129	d > 195	d aq
(VI) fluoride	TeF ₆	241.59	10.601 g/L	-37.68	subl -38.9	hyd aq, KOH

(IV) iodide	TeI ₄	635.22	5.05	280		hyd aq; s HI, alkali; sl s acet
(IV) oxide	TeO ₂	159.60	5.9	733	1245	s HCl, HF, NaOH
Terbium	Tb	158.9254	8.23	1356	3230	s acids
chloride	TbCl ₃	265.28	4.35	588	1550	v s aq
nitrate 6-water	Tb(NO ₃) ₃ · 6H ₂ O	453.03		89.3		s aq
Thallium	Tl	204.383	11.85	303.5	1457	i aq; s HNO ₃
(I) bromide	TlBr	284.29	7.5	460	820	0.05 ²⁰ aq; s alc
(I) carbonate	Tl ₂ CO ₃	468.78	7.11	272		4.1 g/100 mL ²⁰ aq; i alc
(I) chloride	TlCl	239.84	7.00	430	720	0.33 ²⁰ aq; i alc
(I) cyanide	TlCN	230.40	6.523	d		16.8 g/100 mL ²⁸ aq; s alc, acid
(I) ethoxide	TlOC ₂ H ₅	249.44	3.49	– 3	d 130	s eth; sl s alc; d aq
(I) fluoride	TlF	223.38	8.36	326	826	78.6% ¹⁵ aq
(III) fluoride	TlF ₃	261.38	8.65	550 d		d aq
(I) iodide (rhombic)	TlI	331.29	7.1	442	823	i aq, alc; s KI
(I) nitrate	TlNO ₃	266.39	5.55	206	d 450	9.55 g/100 mL ²⁰ aq; i alc
(I) oxide	Tl ₂ O	424.77	9.52	579	1080	v s aq; s acid, alc
(III) oxide (hexagonal)	Tl ₂ O ₃	456.77	10.2	834	– O ₂ , 875	i aq; d by HCl, H ₂ SO ₄
(I) selenate(VI)	Tl ₂ SeO ₄	551.73	6.875	>400		2.8 g/100 mL ²⁰ aq; i alc, eth
(I) selenide	Tl ₂ Se	487.73	9.05	340		i aq, acid
(I) sulfate	Tl ₂ SO ₄	504.83	6.77	632	d	4.87 g/100 mL ²⁰ aq
(I) sulfide	Tl ₂ S	440.83	8.39	448	1367	0.02 ²⁰ aq; s mineral acids
Thiocarbonyl chloride	S=CCl	114.98	1.509 ¹⁵		73.5	d aq; s eth
Thiocyanogen	(SCN) ₂	116.16		ca. – 2		d aq; s alc, CS ₂ , eth
Thionyl, <i>see</i> Sulfanyl						
Thiophosphoryl tribromide	PSBr ₃	302.78	2.85 ¹⁷	38.0	209 d	s aq, eth, CS ₂
trichloride (alpha)	PSCl ₃	169.41	1.635	– 40.8	125	hyd aq; s bz, chl, CS ₂
trifluoride	PSF ₃	120.03		– 148.8	– 52.2	
Thiosulfanyl difluoride	S=SF ₂	102.13		– 165	– 10.6	hyd aq
Thorium	Th	232.038	11.7	1750	4788	s acids
chloride	ThCl ₄	373.85	4.59	770	921	s aq, alc
fluoride	ThF ₄	308.03	6.1	1110	1680	s acids
iodide	ThI ₄	739.66	6.00	570	837	hyd aq
nitrate	Th(NO ₃) ₄	400.06		d 630, ThO ₂		191 g/100 mL ²⁰ aq; v s alc
oxide	ThO ₂	264.04	10.0	3390	4400	s hot H ₂ SO ₄
sulfate 9-water	Th(SO ₄) ₂ · 9H ₂ O	586.30	2.77	anhyd 400		1.57 g/100 mL ²⁵ aq
Thullium	Tm	168.9342	9.32	1545	1950	s acids
chloride	TmCl ₃	275.29		824	1490	s aq, alc
fluoride	TmF ₃	225.93	7.971	1158	2230	s H ₂ SO ₄

TABLE 3.2 Physical Constants of Inorganic Compounds (*Continued*)

Name	Formula	Formula weight	Density	Melting point, °C	Boiling point, °C	Solubility in 100 parts solvent
Tin (white)	Sn	118.710	7.265	231.928	2602	s conc HCl, hot H ₂ SO ₄
(II) acetate	Sn(C ₂ H ₃ O ₂) ₂	236.80	2.31	182.5	240	d aq; s dilute HCl
(II) bromide	SnBr ₂	278.52	5.12	215	639	85 g/100 mL ⁰ aq; s alc, eth
(IV) bromide	SnBr ₄	438.33	3.34	31	205	v a (hyd) aq; s acet, alc
(II) chloride	SnCl ₂	189.61	3.90	246.9	623	84 g/100 mL ⁰ aq; s acet, alc, eth
(IV) chloride	SnCl ₄	260.52	2.234	-3.3	114.1	s aq (hyd), alc, acet, bz, eth
(II) fluoride	SnF ₂	156.71	4.57	213	850	30% aq
(IV) fluoride	SnF ₄	194.70	4.78		subl 705	hyd aq
hexafluorozirconate	Sn[ZrF ₆]	323.92	4.21			s aq
(II) iodide	SnI ₂	372.52	5.285	320	714	0.98 ²⁰ aq (d); s bz, chl, alk Cl ⁻ or I ⁻
(IV) iodide	SnI ₄	626.33	4.46	143	364	hyd aq; s alc, bz, chl, eth, CCl ₄ , CS ₂
(II) oxalate	SnC ₂ O ₄	206.73	3.56	280 d		s dilute HCl
(II) oxide	SnO	134.71	6.45	to SnO ₂ , 300		s acids, conc KOH
(IV) oxide	SnO ₂	150.71	6.95	1630		s hot conc KOH (slow)
(II) selenide	SnSe	197.67	6.179	861		s aqua regia, alkali sulfides
(II) sulfate	SnSO ₄	214.77	4.15	to SnO ₂ , 378		18.9 g/100 mL ²⁰ aq; s dilute H ₂ SO ₄
(II) sulfide	SnS	150.78	5.08	880	1210	s conc HCl, hot conc H ₂ SO ₄
(IV) sulfide	SnS ₂	182.84	4.5	d 600		s aq reg, alkali hydroxides & sul- fides
(II) telluride	SnTe	246.31	6.5	790		i aq
Titanium (hexagonal)	Ti	47.867	4.506	1668	3287	s hot acid, HF
(III) bromide	TiBr ₃	287.58	4.24		subl 794	
(IV) bromide	TiBr ₄	367.48	3.37	39	230	hyd aq; 187 g/100 mL abs alc
(II) chloride	TiCl ₂	118.77	3.13	1035	1500	d aq; s alc
(III) chloride	TiCl ₃	154.23	2.64	425 d		s aq (heat evolved), alc
(IV) chloride	TiCl ₄	189.68	1.73	-25	136.4	s cold aq, alc
dihydride	TiH ₂	49.88	3.752	d 450		
(IV) fluoride	TiF ₄	123.86	2.798	>400	subl 285.5	s aq (slow hyd); s alc, pyr
(IV) iodide	TiI ₄	555.49	4.3	150	377	s dry nonpolar solvents
(IV) isopropoxide	Ti[OCH(CH ₃) ₂] ₄	284.22	0.9711 ²⁰ ₄	~20	220	d aq; s bz, chl, eth
(II) oxide	TiO	63.87	4.95	1750	3660	s H ₂ SO ₄

(III) oxide	Ti ₂ O ₃	143.73	4.486	1842		s H ₂ SO ₄ , hot HF
(IV) oxide (rutile)	TiO ₂	79.87	4.23	1843		s HF, hot conc H ₂ SO ₄
oxide sulfate	TiOSO ₄	159.94				d aq
(III) sulfate	Ti ₂ (SO ₄) ₃	383.93				s dilute HCl, dilute H ₂ SO ₄
Tungsten	W	183.84	19.25	3387	5900	s HNO ₃ + HF, fusion NaOH + NaNO ₃
(V) bromide	WBr ₅	583.36		286	333	hyd aq; s chl, eth
(VI) bromide	WBr ₆	663.26	6.9	309	subl 327	hyd aq; s eth CS ₂
(V) chloride	WCl ₅	361.10	3.875	242	286	hyd aq
(VI) chloride	WCl ₆	396.56	3.52	279	347	hyd aq; s CS ₂ , CCl ₄
dichloride dioxide	WCl ₂ O ₂	286.74	4.67	265	d 369	hyd aq; s HCl
(VI) fluoride	WF ₆	297.83	3.441	2.3	17.5	hyd aq; s anhyd HF
(IV) oxide	WO ₂	215.84	10.8	1550	d 1724	s acids, KOH
(VI) oxide	WO ₃	231.84	7.16	1472	1837	i aq; s hot alkali
(IV) sulfide	WS ₂	247.97	7.6	d 1250		s HNO ₃ + HF
tetrachloride oxide	WCl ₄ O	341.65	11.92	211	227	hyd aq
tetrafluoride oxide	WF ₄ O	275.83	5.07	106	186	
Uranium	U	238.0289	19.1	1135	4131	s acid
(IV) bromide	UBr ₄	557.65	5.55	519	777	v s aq
(III) chloride	UCl ₃	344.39	5.51	837	1657	v s aq
(IV) chloride	UCl ₄	379.84	4.725	590	790	v s aq (d); s polar org solvents
(V) chloride	UCl ₅	415.29		287	527	d aq; s CS ₂
(VI) chloride	UCl ₆	450.75	3.6	177	392	hyd aq; s chl
(IV) fluoride	UF ₄	314.02	6.70	1036	1417	s conc acids (d); alk (d)
(VI) fluoride	UF ₆	352.02	5.09	64.0	subl 56.5	hyd aq; s chl, CCl ₄
(III) hydride	UH ₃	241.05	11.1			i aq
(IV) iodide	UI ₄	745.65	5.6	506	757	s aq
(IV) oxide (pitchblende)	UO ₂	270.03	10.97	2827		s conc HNO ₃
(VI) oxide	UO ₃	286.03	7.29	d 1300		i aq; s HCl, HNO ₃
octaoxide [(V,VI) oxide]	U ₃ O ₈	842.08	8.38	d 1300 to UO ₂		s HNO ₃
peroxide 2-water	UO ₄ ·2H ₂ O	338.06		d 90–195 to U ₂ O ₇ (slow)	d >200 to UO ₂	d by HCl
Uranyl(VI) acetate 2-water	UO ₂ (C ₂ H ₃ O ₂) ₂ ·2H ₂ O	422.13	2.893	anhyd 110	d 275	7.7 g/100 mL ¹⁵ aq; sl s alc
chloride	UO ₂ Cl ₂	340.93	5.43	577		320 g/100 mL ¹⁸ aq; s acet, alc
fluoride	UO ₂ F ₂	308.03	6.37	d 300		v s aq
nitrate 6-water	UO ₂ (NO ₃) ₂ ·6H ₂ O	502.13	2.807	60	d 118	155 g/100 mL ²⁰ aq; v s alc, eth
sulfate 3-water	UO ₂ SO ₄ ·3H ₂ O	420.14	3.28	d 100		g/100 mL: 21 aq, 4 alc

TABLE 3.2 Physical Constants of Inorganic Compounds (*Continued*)

Name	Formula	Formula weight	Density	Melting point, °C	Boiling point, °C	Solubility in 100 parts solvent
Vanadium	V	50.9415	6.11 ¹⁹	1917	3421	s HF, HNO ₃ , hot H ₂ SO ₄ , aq reg
(IV) chloride	VCl ₄	192.75	1.82	-25.7	148	hyd aq; s nonpolar solvents
dichloride oxide	VCl ₂ O	137.86	2.88	disprop 384		hyd (slow) aq; s abs alc, HOAc
(III) fluoride	VF ₃	107.94	3.363	≈1400	subl 800	i almost all organic solvents
(IV) fluoride	VF ₄	126.94	3.15	subl 120 (vac) & disprop		s aq, acet, HOAc
(V) fluoride	VF ₅	145.93	2.50	19.5	48	hyd aq; v s anhyd HF, acet, alc
(II) oxide	VO	66.94	5.76	1790		s HCl
(III) oxide	V ₂ O ₃	149.88	4.87	1940		sl s acids
(IV) oxide	VO ₂	82.94	4.34	1967		s acids, alkalis
(V) oxide	V ₂ O ₅	181.88	3.35	670	d 1800	0.07 aq; s conc acids, alkalis
(IV) oxide sulfate	VOSO ₄	163.00				s aq
(III) sulfate	V ₂ (SO ₄) ₃	390.07		410 (vac)		s (slow) aq, HNO ₃
(III) sulfide	V ₂ S ₃	198.08	4.72	d 600		s hot acids, alkali sulfides
Xenon	Xe	131.29	5.761 g/L	-111.8	-108.04	10.8 mL/100 mL ²⁰ aq
difluoride	XeF	169.29	4.32	129.0	subl 114.3	2.5 g/100 mL ⁹ aq
hexafluoride	XeF ₆	245.28	3.56	49.5	75.6	hyd aq
tetrafluoride	XeF ₄	207.28	4.04	117.1	subl 115.7	hyd aq; s F ₂ CCOOH
trioxide	XeO ₃	179.29	4.55	explodes 25		s aq giving xenic acid
Ytterbium	Yb	173.04	6.90	819	1196	s acids
(II) chloride	YbCl ₂	243.95	5.27	721	1930	s aq
(III) chloride 6-water	YbCl ₃ · 6H ₂ O	387.49	2.57	anhyd 180	mp: 865	v s aq
(III) fluoride	YbF ₃	230.04	8.17	1157	2230	s H ₂ SO ₄
(III) nitrate 4-water	Yb(NO ₃) ₃ · 4H ₂ O	431.12				s aq
(III) oxide	Yb ₂ O ₃	394.08	9.18	2435		s dilute acids
(III) sulfate 8-water	Yb ₂ (SO ₄) ₃ · 8H ₂ O	778.39	3.3			34.8 g/100 mL ²⁰ aq
Yttrium	Y	88.9059	4.472	1522	3345	s hot water (d)
chloride	YCl ₃	195.26	2.61	721	1510	79 g/100 mL ²⁰ aq; s alc
fluoride	YF ₃	145.90	4.0	1152	2230	s conc acids (d)

nitrate 6-water oxide	$Y(\text{NO}_3)_3 \cdot 6\text{H}_2\text{O}$	383.01	2.68	$-3\text{H}_2\text{O}$, 100		171 g/100 mL ²⁰ aq
	$Y_2\text{O}_3$	225.81	5.03	2440	4300	s acids
sulfate 8-water	$Y_2(\text{SO}_4)_3 \cdot 8\text{H}_2\text{O}$	610.12	2.56	anhyd 400	d >1000	9.6 g/100 mL ²⁰ aq
	Zn	65.39	7.14	419.527	907	i aq; s acids, alkalis (slow)
acetate dihydrate	$\text{Zn}(\text{C}_2\text{H}_3\text{O}_2)_2 \cdot 2\text{H}_2\text{O}$	219.51	1.735	237 d		g/100 mL: 41.6 ²⁰ aq, 3.3 alc
arsenate(III)(1-)	$\text{Zn}(\text{AsO}_3)_2$	279.23				s acids
arsenate(V)(3-) 8-water	$\text{Zn}_3(\text{AsO}_4)_2 \cdot 8\text{H}_2\text{O}$	618.13	3.33			s acids and alkalis
bromide	ZnBr_2	225.20	4.5	394	697	g/100 mL: 471 ²⁵ aq, 200 alc; s KOH, eth
	ZnCO_3	125.40	4.4	$-\text{CO}_2$, 300		0.02 ²⁵ aq; s acids, KOH, NH_4 salts
chloride	ZnCl_2	136.29	2.907	290	732	g/100 ml: 395 ²⁰ aq, 77 alc, 50 gly;c; v s acet
	chromate(VI)	ZnCrO_4	181.39	3.40		s acids
cyanide	$\text{Zn}(\text{CN})_2$	117.43	1.852	d 800		0.058 ¹⁸ aq; s acids, KCN, KOH
fluoride	ZnF_2	103.39	4.9	872	1500	s HNO_3 , HCl, NH_4OH
hexafluorosilicate 6-water	$\text{Zn}[\text{SiF}_6] \cdot 6\text{H}_2\text{O}$	315.56	2.104	d 100		v s aq
iodate	$\text{Zn}(\text{IO}_3)_2$	415.20	5.063	d		0.87 ²⁰ aq; s HNO_3 , KOH
iodide	ZnI_2	319.20	4.74	446	625 d	g/100 mL: 332 ²⁰ aq, 50 gly;c; v s alc
nitrate 6-water oxide	$\text{Zn}(\text{NO}_3)_2 \cdot 6\text{H}_2\text{O}$	297.49	2.067	$-6\text{H}_2\text{O}$, 131		146 g/100 mL ⁰ aq; v s alc
	ZnO	81.39	5.60	1975		i aq; s acids, KOH, NH_4OH
peroxide	ZnO_2	97.39	1.57	d >150	explodes 212	d (slow) aq; s dilute acids (d)
1,4-phenolsulfonate 8-water	$\text{Zn}[\text{C}_6\text{H}_4(\text{OH})\text{SO}_3]_2 \cdot 8\text{H}_2\text{O}$	555.84		anhyd 120		g/100 mL: 63 aq, 56 alc
phosphate(V)	$\text{Zn}_3(\text{PO}_4)_2$	386.11	3.998	900		s acids, NH_4OH
phosphide	Zn_3P_2	258.12	4.55	420	1100	d aq, HCl (viol); s bz, CS_2
propionate	$\text{Zn}(\text{C}_3\text{H}_5\text{O}_2)_2$	211.53				32% ¹⁵ aq; 2.8% ¹⁵ alc
selenide	ZnSe	144.35	5.65	>1100		d dilute HNO_3
silicate(2-)	Zn_2SiO_4	222.86	4.10	1512		i aq or dilute acids
stearate	$\text{Zn}(\text{C}_{18}\text{H}_{35}\text{O}_2)_2$	632.34	1.095	130		d dil acids; s bz; i aq, alc, eth
sulfate	ZnSO_4	161.45	3.8	680 d		53.8% ²⁰ aq
sulfate 7-water	$\text{ZnSO}_4 \cdot 7\text{H}_2\text{O}$	287.56	1.97	anhyd 280	d >500	g/100 mL: 167 aq, 40 gly;c; i alc
sulfide (wirzite)	ZnS	97.46	4.09	1722		i aq; s dilute mineral acids
telluride	ZnTe	192.99	6.34	1239		d (slow) aq or dilute HCl
thiocyanate	$\text{Zn}(\text{SCN})_2$	181.56				0.14 aq; s alc

TABLE 3.2 Physical Constants of Inorganic Compounds (*Continued*)

Name	Formula	Formula weight	Density	Melting point, °C	Boiling point, °C	Solubility in 100 parts solvent
Zirconium	Zr	91.224	6.52	1852	3577	s aq reg, HF, hot H ₃ PO ₄ , fusion with KOH + KNO ₃
(IV) bromide	ZrBr ₄	410.84	3.98	450	subl 357	
carbide	ZrC	103.23	6.73	3532	5100	sl s conc H ₂ SO ₄
(II) chloride	ZrCl ₂	162.13	3.6	727	1292	d aq
(IV) chloride	ZrCl ₄	233.03	2.80	437 (25 atm)	subl 334	hyd aq to ZrCl ₂ O; s alc, eth
diboride	ZrB ₂	112.85	6.17	3245	d 4193	
dichloride oxide 8-water	ZrCl ₂ O · 8H ₂ O	322.25	1.91	anhyd 210	d 410	v s aq, alc
dihydride	ZrH ₂	93.24	5.61			i aq
(IV) fluoride	ZrF ₄	167.22	4.436	932 ^{mp}	subl 912	1.32 g/100 mL ²⁰ aq
(IV) hydroxide	Zr(OH) ₄	159.25	3.25	to ZrO ₂ , 500		s mineral acids
(IV) iodide	ZrI ₄	598.84		499 (sealed tube)	subl 432.5	s aq (d), eth
(IV) nitrate 5-water	Zr(NO ₃) ₄ · 5H ₂ O	429.32		d 100		v s aq; s alc
(IV) oxide	ZrO ₂	123.22	5.68	2678	4300	s hot H ₂ SO ₄ , HF (slow)
(IV) silicate(4-)	ZrSiO ₄	183.31	4.56	d 1540 to ZrO ₂ + SiO ₂		unaffected by aqueous reagents
sulfate 4-water	Zr(SO ₄) ₂ · 4H ₂ O	355.41	2.80	anhyd 380		52.5 g/100 g aqueous solution

TABLE 3.3 Synonyms and Mineral Names

Acanthite, <i>see</i> Silver sulfide	Cementite, <i>see</i> tri-Iron carbide
Alabandite, <i>see</i> Manganese sulfide	Cerargyrite, <i>see</i> Silver chloride
Alamosite, <i>see</i> Lead(II) silicate(2-)	Cerussite, <i>see</i> Lead carbonate
Altaite, <i>see</i> Lead telluride	Chalcanthite, <i>see</i> Copper(II) sulfate 5-water
Alumina, <i>see</i> Aluminum oxide	Chalcocite, <i>see</i> Copper(I) sulfide
Alundum, <i>see</i> Aluminum oxide	Chalk, <i>see</i> Calcium carbonate
Alunogenite, <i>see</i> Aluminum sulfate 18-water	Chile nitre, <i>see</i> Sodium nitrate
Amphibole, <i>see</i> Magnesium silicate(2-)	Chile saltpeter, <i>see</i> Sodium nitrate
Andalusite, <i>see</i> Aluminum silicon oxide (1/1)	Chloromagnesite, <i>see</i> Magnesium chloride
Anglesite, <i>see</i> Lead sulfate	Chlorosulfonic acid, <i>see</i> Hydrogen chlorosulfate
Anhydrite, <i>see</i> Calcium sulfate	Cinnabar, <i>see</i> Mercury(II) sulfide
Anhydronite, <i>see</i> Magnesium perchlorate	Claudetite, <i>see</i> Arsenic(III) oxide dimer
Aragonite, <i>see</i> Calcium carbonate	Clausthalite, <i>see</i> Lead selenide
Arcanite, <i>see</i> Potassium sulfate	Clinoenstatite, <i>see</i> Magnesium silicate(2-)
Argentite, <i>see</i> Silver sulfide	Columbium, <i>see</i> under Niobium
Argol, <i>see</i> Potassium hydrogen tartrate	Corrosive sublimate, <i>see</i> Mercury(II) chloride
Arkansite, <i>see</i> Titanium(IV) oxide	Corundum, <i>see</i> Aluminum oxide
Arsenolite, <i>see</i> Arsenic(III) oxide dimer	Cotunite, <i>see</i> Lead chloride
Arsine, <i>see</i> Arsenic hydride	Covellite, <i>see</i> Copper(II) sulfide
Auric and aurous, <i>see</i> under Gold	Cream of tartar, <i>see</i> Potassium hydrogen tartrate
Azoimide, <i>see</i> Hydrogen azide	Crocoite, <i>see</i> Lead chromate(VI)(2-)
Azurite, <i>see</i> Copper(II) carbonate—dihydroxide (2/1)	Cryolite, <i>see</i> Sodium hexafluoroaluminate
Baddeleyite, <i>see</i> Zirconium(IV) oxide	Cryptohalite, <i>see</i> Ammonium hexafluorosilicate
Baking soda, <i>see</i> Sodium hydrogen carbonate	Cupric and cuprous, <i>see</i> under Copper
Barite (barytes), <i>see</i> Barium sulfate	Cuprite, <i>see</i> Copper(I) oxide
Bieberite, <i>see</i> Cobalt sulfate 7-water	Dakin's solution, <i>see</i> Sodium hypochlorite
Bismuthine, <i>see</i> Bismuth hydride	Dehydrite, <i>see</i> Magnesium perchlorate
Bismuthinite, <i>see</i> Bismuth sulfide	Dental gas, <i>see</i> Nitrogen(I) oxide
Bleaching powder, <i>see</i> Calcium hydrochlorite	Diamond, <i>see</i> Carbon
Bleaching solution, <i>see</i> Sodium hydrochlorite	Dichlorodisulfane, <i>see</i> di-Sulfur dichloride
Blue coppers, <i>see</i> Copper(II) sulfate 7-water	Diuretic salt, <i>see</i> Potassium acetate
Boracic acid, <i>see</i> Hydrogen borate	Dolomite, <i>see</i> Calcium magnesium carbonate (1/1)
Borax, <i>see</i> Sodium tetraborate 10-water	Dry ice, <i>see</i> Carbon dioxide (solid)
Braunite, <i>see</i> Manganese(III) oxide	Enstatite, <i>see</i> Magnesium silicate(2-)
Brimstone, <i>see</i> Sulfur	Epsom salts, <i>see</i> Magnesium sulfate 7-water
Bromellite, <i>see</i> Beryllium oxide	Epsomite, <i>see</i> Magnesium sulfate 7-water
Bromosulfonic acid, <i>see</i> Hydrogen bromosulfate	Eriochalcite, <i>see</i> Copper(II) chloride
Bromyrite, <i>see</i> Silver bromide	Fayalite, <i>see</i> Iron(II) silicate(4-)
Brookite, <i>see</i> Titanium(IV) oxide	Ferric and ferrous, <i>see</i> under Iron
Brucite, <i>see</i> Magnesium hydroxide	Fluorine oxide, <i>see</i> Oxygen difluoride
Bunsenite, <i>see</i> Nickel oxide	Fluoristan, <i>see</i> Tin(II) fluoride
Cacodylate, <i>see</i> Sodium dimethylarsenate 3-water	Fluorite, <i>see</i> Calcium fluoride
Caesium, <i>see</i> under Cesium	Fluorosulfonic acid, <i>see</i> Hydrogen fluorosulfate
Calamine, <i>see</i> Zinc carbonate	Fluorspar, <i>see</i> Calcium fluoride
Calcia, <i>see</i> Calcium oxide	Forsterite, <i>see</i> Magnesium silicate(4-)
Calcite, <i>see</i> Calcium carbonate	Freezing salt, <i>see</i> Sodium chloride
Calomel, <i>see</i> Mercury(I) chloride	Fulminating mercury, <i>see</i> Mercury fulminate
Caro's acid, <i>see</i> Hydrogen peroxosulfate	Galena, <i>see</i> Lead sulfite
Cassiopeium, <i>see</i> Lutetium	Glauber's salt, <i>see</i> Sodium sulfate 10-water
Cassiterite, <i>see</i> Tin(IV) oxide	Goethite, <i>see</i> Iron(II) hydroxide oxide
Caustic potash, <i>see</i> Potassium hydroxide	Goslarite, <i>see</i> Zinc sulfate 7-water
Caustic soda, <i>see</i> Sodium hydroxide	Graham's salt, <i>see</i> Sodium phosphate(1-)
Celestite, <i>see</i> Strontium sulfate	Graphite, <i>see</i> Carbon

TABLE 3.3 Synonyms and Mineral Names (*Continued*)

Greenockite, <i>see</i> Cadmium sulfide	Moissanite, <i>see</i> Silicon carbide
Gruenerite, <i>see</i> Iron(II) silicate(2-)	Molybdenite, <i>see</i> Molybdenum disulfide
Guanajuatite, <i>see</i> Bismuth selenide	Molybdate, <i>see</i> Molybdenum(VI) oxide
Gypsum, <i>see</i> Calcium sulfate 2-water	Molysite, <i>see</i> Iron(III) chloride
Halite, <i>see</i> Sodium chloride	Montroydite, <i>see</i> Mercury(II) oxide
Hausmannite, <i>see</i> Manganese(II,IV) oxide	Morenosite, <i>see</i> Nickel sulfate 7-water
Heavy hydrogen, <i>see</i> Hydrogen[² H] or name followed by - <i>d</i>	Mosaic gold, <i>see</i> Tin disulfide
Heavy water, <i>see</i> Hydrogen[² H] oxide	Muriatic acid, <i>see</i> Hydrogen chloride, aqueous solutions
Heazlewoodite, <i>see</i> tri-Nickel disulfide	Nantokite, <i>see</i> Copper(I) chloride
Hematite, <i>see</i> Iron(III) oxide	Natron, <i>see</i> Sodium carbonate
Hermannite, <i>see</i> Manganese silicate	Naumannite, <i>see</i> Silver selenide
Hessite, <i>see</i> Silver telluride	Neutral verdigris, <i>see</i> Copper(II) acetate
Hieratite, <i>see</i> Potassium hexafluorosilicate	Nitre (niter), <i>see</i> Potassium nitrate
Hydroazotic acid, <i>see</i> Hydrogen azide	Nitric oxide, <i>see</i> Nitrogen(II) oxide
Hydrophilite, <i>see</i> Calcium chloride	Nitrobarite, <i>see</i> Barium nitrate
Hydro sulfite, <i>see</i> Sodium dithionate(III)	Nitromagnesite, <i>see</i> Magnesium nitrate 6-water
Hypo (photographic), <i>see</i> Sodium thiosulfate 5-water	Nitroprusside, <i>see</i> Sodium pentacyanonitrosylferate(II) 2-water
Hypophosphite, <i>see</i> under Phosphinate	Oldhamite, <i>see</i> Calcium sulfide
Ice, <i>see</i> Hydrogen oxide (solid)	Opal, <i>see</i> Silicon dioxide
Iceland spar, <i>see</i> Calcium carbonate	Orpiment, <i>see</i> Arsenic trisulfide
Iodyrite, <i>see</i> Silver iodide	Oxygen powder, <i>see</i> Sodium peroxide
Jeweler's borax, <i>see</i> Sodium tetraborate 10-water	Paris green, <i>see</i> Copper acetate arsenate(III) (1/3)
Jeweler's rouge, <i>see</i> Iron(III) oxide	Parwellite, <i>see</i> Calcium molybdate(VI)(2-)
Kalinite, <i>see</i> Aluminum potassium bis(sulfate)	Pearl ash, <i>see</i> Potassium carbonate
Kernite, <i>see</i> Sodium tetraborate	Perborax, <i>see</i> Sodium peroxoborate
Kyanite, <i>see</i> Aluminum silicon oxide (1/1)	Periclase, <i>see</i> Magnesium oxide
Laughing gas, <i>see</i> Nitrogen(I) oxide	Persulfate, <i>see</i> Peroxodisulfate
Lautarite, <i>see</i> Calcium iodate	Phosgene, <i>see</i> Carbonyl chloride
Lawrencite, <i>see</i> Iron(II) chloride	Phosphine, <i>see</i> Hydrogen phosphide
Lechatelierite, <i>see</i> Silicon dioxide	Pickling acid, <i>see</i> Hydrogen sulfate
Lime, <i>see</i> Calcium oxide	Pitchblende, <i>see</i> Uranium(IV) oxide
Litharge, <i>see</i> Lead(II) oxide	Plaster of Paris, <i>see</i> Calcium sulfate hemihydrate
Lithium aluminum hydride, <i>see</i> Lithium tetrahydroaluminat	Plattnerite, <i>see</i> Lead(IV) oxide
Lodestone, <i>see</i> Iron(II,III) oxide	Polianite, <i>see</i> Manganese(IV) oxide
Lunar caustic, <i>see</i> Silver nitrate	Polishing powder, <i>see</i> Silicon dioxide
Lye, <i>see</i> Sodium hydroxide	Potash, <i>see</i> Potassium carbonate
Magnesia, <i>see</i> Magnesium oxide	Potassium acid phthalate, <i>see</i> Potassium hydrogen phthalate
Magnesite, <i>see</i> Magnesium carbonate	Prussic acid, <i>see</i> Hydrogen cyanide
Magnetite, <i>see</i> Iron(II,III) oxide	Pyrite, <i>see</i> Iron disulfide
Malachite, <i>see</i> Copper carbonate dihydroxide	Pyrochroite, <i>see</i> Manganese(II) hydroxide
Manganosite, <i>see</i> Manganese(II) oxide	Pyrohyttophosphite, <i>see</i> diphosphate(IV)
Marcasite, <i>see</i> Iron disulfide	Pyrolusite, <i>see</i> Manganese(IV) oxide
Marshite, <i>see</i> Copper(I) iodide	Pyrophanite, <i>see</i> Manganese titanate(IV)(2-)
Mascagnite, <i>see</i> Ammonium sulfate	Pyrophosphate, <i>see</i> Diphosphate(V)
Massicotite, <i>see</i> Lead oxide	Pyrosulfuric acid, <i>see</i> Hydrogen disulfate
Mercuric and mercurous, <i>see</i> under Mercury	Quartz, <i>see</i> Silicon dioxide
Metacinnabar, <i>see</i> Mercury(II) sulfide	Quicksilver, <i>see</i> Mercury
Millerite, <i>see</i> Nickel sulfide	Realgar, <i>see</i> di-Arsenic disulfide
Mirabilite, <i>see</i> Sodium sulfate	Red lead, <i>see</i> Lead(II,IV) oxide
Mohr's salt, <i>see</i> Ammonium iron(II) sulfate 6-water	Rhodochrosite, <i>see</i> Manganese carbonate

TABLE 3.3 Synonyms and Mineral Names (*Continued*)

Rhodonite, <i>see</i> Manganese silicate(1-)	Sylvite, <i>see</i> Potassium chloride
Rochelle salt, <i>see</i> Potassium sodium tartrate 4-water	Szmkite, <i>see</i> Manganese(II) sulfate hydrate
Rock crystal, <i>see</i> Silicon dioxide	Tarapacait, <i>see</i> Potassium chromate(VI)
Rutile, <i>see</i> Titanium(IV) oxide	Tellurite, <i>see</i> Tellurium dioxide
Sal soda, <i>see</i> Sodium carbonate 10-water	Tenorite, <i>see</i> Copper(II) oxide
Saltpeper, <i>see</i> Potassium nitrate	Tephroite, <i>see</i> Manganese silicate(1-)
Scacchite, <i>see</i> Manganese chloride	Thenardite, <i>see</i> Sodium sulfate
Scheelite, <i>see</i> Calcium tungstate(VI)(2-)	Thionyl, <i>see</i> Sulfinyl
Sellaite, <i>see</i> Magnesium fluoride	Thorianite, <i>see</i> Thorium dioxide
Senarmonite, <i>see</i> Antimony(III) oxide	Topaz, <i>see</i> Aluminum hexafluorosilicate
Siderite, <i>see</i> Iron(II) carbonate	Tridymite, <i>see</i> Silicon dioxide
Siderotil, <i>see</i> Iron(II) sulfate 5-water	Troilite, <i>see</i> Iron(II) sulfide
Silica, <i>see</i> Silicon dioxide	Trona, <i>see</i> Sodium carbonate—hydrogen carbonate dihydrate
Silicotungstic acid, <i>see</i> Silicon oxide—tungsten oxide—water (1/12/26)	Tschermigite, <i>see</i> Aluminum ammonium bis(sulfate)
Sillimanite, <i>see</i> Aluminum silicon oxide (1/1)	Tungstenite, <i>see</i> Tungsten disulfide
Smithsonite, <i>see</i> Zinc carbonate	Tungstite, <i>see</i> Hydrogen tungstate
Soda ash, <i>see</i> Sodium carbonate	Uraninite, <i>see</i> Uranium(IV) oxide
Spelter, <i>see</i> Zinc metal	Valentinite, <i>see</i> Antimony(III) oxide
Sphalerite, <i>see</i> Zinc sulfide	Verdigris, <i>see</i> Copper acetate hydrate
Sphero-cobaltite, <i>see</i> Cobalt(II) carbonate	Vermillion, <i>see</i> Mercury(II) sulfide
Spinel, <i>see</i> Magnesium aluminate(2-)	Villiamite, <i>see</i> Sodium fluoride
Stannic and stannous, <i>see</i> under Tin	Vitamin B ₃ , <i>see</i> Calcium (+)pantothenate
Stibine, <i>see</i> Antimony hydride	Washing soda, <i>see</i> Sodium carbonate 10-water
Stibnite, <i>see</i> Antimony(III) sulfide	Whitlockite, <i>see</i> Calcium phosphate
Stolzite, <i>see</i> Lead tungstate(VI)(2-)	Willemite, <i>see</i> Zinc silicate(4-)
Strengite, <i>see</i> Iron(III) phosphate	Wolfram, <i>see</i> Tungsten
Strontianite, <i>see</i> Strontium carbonate	Wuestite, <i>see</i> Iron(II) oxide
Sugar of lead, <i>see</i> Lead acetate	Wulfenite, <i>see</i> Lead molybdate(VI)(2-)
Sulfamate, <i>see</i> Amidosulfate	Wurtzite, <i>see</i> Zinc sulfide
Sulphate, <i>see</i> Sulfate	Zincite, <i>see</i> Zinc oxide
Sulfurated lime, <i>see</i> Calcium sulfide	Zincosite, <i>see</i> Zinc sulfate
Sulfuretted hydrogen, <i>see</i> Hydrogen sulfide	Zincspar, <i>see</i> Zinc carbonate
Sulphur, <i>see</i> Sulfur	Zirconia, <i>see</i> Zirconium oxide
Sulfuryl, <i>see</i> Sulfonyl	
Sycoporite, <i>see</i> Cobalt sulfide	

SECTION 4

PROPERTIES OF ATOMS, RADICALS, AND BONDS

4.1	ELEMENTS	4.1
	Table 4.1 Electronic Configuration and Properties of the Elements	4.2
4.2	IONIZATION ENERGY	4.6
	Table 4.2 Ionization Energy of the Elements	4.6
	Table 4.3 Ionization Energy of Molecular and Radical Species	4.8
4.3	ELECTRON AFFINITY	4.24
	Table 4.4 Electron Affinities of Elements, Molecules, and Radicals	4.24
4.4	ELECTRONEGATIVITY	4.28
	Table 4.5 Electronegativities of the Elements	4.29
4.5	BOND LENGTHS AND STRENGTHS	4.29
4.5.1	Atom Radius	4.29
	Table 4.6 Atom Radii and Effective Ionic Radii of Elements	4.30
4.5.2	Ionic Radii	4.34
4.5.3	Covalent Radii	4.35
	Table 4.7 Covalent Radii for Atoms	4.35
	Table 4.8 Octahedral Covalent Radii for CN = 6	4.36
	Table 4.9 Bond Lengths between Carbon and Other Elements	4.36
	Table 4.10 Bond Lengths between Elements Other than Carbon	4.39
	Table 4.11 Bond Dissociation Energies	4.41
4.6	BOND AND GROUP DIPOLE MOMENTS	4.53
	Table 4.12 Bond Dipole Moments	4.53
	Table 4.13 Group Dipole Moments	4.54
4.7	MOLECULAR GEOMETRY	4.56
	Table 4.14 Spatial Orientation of Common Hybrid Bonds	4.56
	Figure 4.1 Crystal Lattice Types	4.57
	Table 4.15 Crystal Structure	4.58
4.8	NUCLIDES	4.58
	Table 4.16 Table of Nuclides	4.58
4.9	WORK FUNCTION	4.80
	Table 4.17 Work Functions of the Elements	4.80
4.10	RELATIVE ABUNDANCES OF NATURALLY OCCURRING ISOTOPES	4.81
	Table 4.18 Relative Abundances of Naturally Occurring Isotopes	4.81

4.1 ELEMENTS

The electronic configuration for an element's ground state (Table 4.1) is a shorthand representation giving the number of electrons (superscript) found in each of the allowed sublevels (*s*, *p*, *d*, *f*) above a noble gas core (indicated by brackets). In addition, values for the thermal conductivity, the electrical resistance, and the coefficient of linear thermal expansion are included.

TABLE 4.1 Electronic Configuration and Properties of the Elements

Name	Symbol	Atomic number	Electronic configuration	Thermal conductivity, $W \cdot (m \cdot K)^{-1}$ at 25°C	Electrical resistivity, $\mu\Omega \cdot cm$ at 20°C	Coefficient of linear thermal expansion (25°C), $m \cdot m^{-1} (\times 10^6)$
Actinium	Ac	89	[Rn] $6d^2 7s$	12		
Aluminum	Al	13	[Ne] $3s^2 3p$	237	2.6548	23.1
Americium	Am	95	[Rn] $5f^7 7s^2$	10		
Antimony (stibium)	Sb	51	[Kr] $4d^{10} 5s^2 5p^3$	24.4	41.7	11.0
Argon	Ar	18	[Ne] $3s^2 3p^6$	0.017 72		
Arsenic	As	33	[Ar] $3d^{10} 4s^2 4p^3$	50.2	33.3	
Astatine	At	85	[Xe] $4f^{14} 5d^{10} 6s^2 6p^5$	1.7		
Barium	Ba	56	[Xe] $6s^2$	18.4	33.2	20.6
Berkelium	Bk	97	[Rn] $5f^8 6d 7s^2$	10		
Beryllium	Be	4	[He] $2s^2$	200	3.56	11.3
Bismuth	Bi	83	[Xe] $4f^{14} 5d^{10} 6s^2 6p^3$	7.97	129	13.4
Boron	B	5	[He] $2s^2 2p$	27.4	1.5×10^{12}	5–7
Bromine	Br	35	[Ar] $3d^{10} 4s^2 4p^5$	0.122	7.8×10^{18}	
Cadmium	Cd	48	[Kr] $4d^{10} 5s^2$	96.6	7.27 (22°C)	30.8
Calcium	Ca	20	[Ar] $4s^2$	201	3.36	22.3
Californium	Cf	98	[Rn] $5f^{10} 7s^2$			
Carbon	C	6	[He] $2s^2 2p^2$			
(amorphous)				1.59		
(diamond)				900–2320	0.8	
(graphite)				119–165	1375	
Cerium	Ce	58	[Xe] $4f 5d 6s^2$	11.3	82.8 (β , hex)	6.3
Cesium	Cs	55	[Xe] $6s$	35.9	20.5	
Chlorine	Cl	17	[Ne] $3s^2 3p^5$	0.0089	$> 10^9$	
Chromium	Cr	24	[Ar] $3d^5 4s$	93.9	12.5	4.9
Cobalt	Co	27	[Ar] $3d^7 4s^2$	100	6.24	13.0
Copper (cuprum)	Cu	29	[Ar] $3d^{10} 4s$	401	1.678	16.5
Curium	Cm	96	[Rn] $5f^7 6d 7s^2$			
Dysprosium	Dy	66	[Xe] $4f^{10} 6s^2$	10.7	92.6	9.9
Einsteinium	Es	99	[Rn] $5f^{11} 7s^2$			
Erbium	Er	68	[Xe] $4f^{14} 6s^2$	14.5	86.0	12.2
Europium	Eu	63	[Xe] $4f^7 6s^2$	13.9	90.0	35.0

Fermium	Fm	100	[Rn] $5f^{12} 7s^2$			
Fluorine	F	9	[He] $2s^2 2p^5$	0.0277		
Francium	Fr	87	[Rn] $7s$			
Gadolinium	Gd	64	[Xe] $4f^7 5d 6s^2$	10.5	131	9.4 (100°C)
Gallium	Ga	31	[Ar] $3d^{10} 4s^2 4p$	29.4(lq) 40.6(c)	25.795 (30°C)	120
Germanium	Ge	32	[Ar] $3d^{10} 4s^2 4p^2$	60.2	53 000	6.0
Gold (aurum)	Au	79	[Xe] $4f^{14} 5d^{10} 6s$	318	2.214	14.2
Hafnium	Hf	72	[Xe] $4f^{14} 5d^2 6s^2$	23.0	33.1	5.9
Helium	He	2	$1s^2$	0.1513		
Holmium	Ho	67	[Xe] $4f^{11} 6s^2$	16.2	81.4	11.2
Hydrogen	H	1	$1s$	0.1805		
Indium	In	49	[Kr] $4d^{10} 5s^2 5p$	81.8	8.37	32.1
Iodine	I	53	[Kr] $4d^{10} 5s^2 5p^5$	449	1.3×10^{15} (0°C)	
Iridium	Ir	77	[Xe] $4f^{14} 5d^7 6s^2$	147	4.71	6.4
Iron (ferrum)	Fe	26	[Ar] $3d^6 4s^2$	80.4	9.61	11.8
Krypton	Kr	36	[Ar] $3d^{10} 4s^2 4p^6$	9.43		
Lanthanum	La	57	[Xe] $5d 6s^2$	13.4	61.5	12.1
Lawrencium	Lr	103	[Rn] $4f^{14} 6d 7s^2$			
Lead (plumbum)	Pb	82	[Xe] $4f^{14} 5d^{10} 6s^2 6p^2$	35.3	20.8	28.9
Lithium	Li	3	$1s^2 2s$	84.8	9.28	46
Lutetium	Lu	71	[Xe] $4f^{14} 5d 6s^2$	16.4	58.2	9.9
Magnesium	Mg	12	[Ne] $3s^2$	156	4.39	24.8
Manganese	Mn	25	[Ar] $3d^5 4s^2$	7.81	144	21.7
Mendelevium	Md	101	[Rn] $5f^{13} 7s^2$			
Mercury (hydrargyrum)	Hg	80	[Xe] $4f^{14} 5d^{10} 6s^2$	8.30	95.8(lq); 21(c)	
Molybdenum	Mo	42	[Kr] $4d^5 5s$	138	5.34	4.8
Neodymium	Nd	60	[Xe] $4f^4 6s^2$	16.5	64.3	9.6
Neon	Ne	10	$1s^2 2s^2 2p^6$	0.0491		
Neptunium	Np	93	[Rn] $5f^4 6d 7s^2$	6.3	122.0 (22°C)	
Nickel	Ni	28	[Ar] $3d^8 4s^2$	90.9	6.93	13.4
Niobium	Nb	41	[Kr] $4d^4 5s$	53.7	15.2 (0°C)	7.3
Nitrogen	N	7	$1s^2 2s^2 2p^3$	0.025 83		
Nobelium	No	102	[Rn] $5f^{14} 7s^2$			
Osmium	Os	76	[Xe] $4f^{14} 5d^6 6s^2$	87.6	8.12 (0°C)	5.1
Oxygen	O	8	$1s^2 2s^2 2p^4$	0.026 58 (g) 0.149 (lq)		
Palladium	Pd	46	[Kr] $4d^{10}$	71.8	10.54	11.8

TABLE 4.1 Electronic Configuration and Properties of the Elements (*Continued*)

Name	Symbol	Atomic number	Electronic configuration	Thermal conductivity, $W \cdot (m \cdot K)^{-1}$ at 25°C	Electrical resistivity, $\mu\Omega \cdot cm$ at 20°C	Coefficient of linear thermal expansion (25°C), $m \cdot m^{-1} (\times 10^6)$
Phosphorus (white)	P	15	[Ne] $3s^2 3p^3$	0.236 17	10	
Platinum	Pt	78	[Xe] $4f^{14} 5d^9 6s$	71.6	10.6	8.8
Plutonium	Pu	94	[Rn] $5f^6 7s^2$	6.74	146.0 (0°C)	46.7
Polonium	Po	84	[Xe] $4f^{14} 5d^{10} 6s^2 6p^4$	0.2	40.0 (0°C) alpha	
Potassium (kalium)	K	19	[Ar] $4s$	102.5	7.2	
Praseodymium	Pr	59	[Xe] $4f^3 6s^2$	12.5	70.0	6.7
Promethium	Pm	61	[Xe] $4f^5 6s^2$	17.9	64.0 (25°C)	est [11.]
Protactinium	Pa	91	[Rn] $5f^2 6d 7s^2$	47	19.1 (22°C)	
Radium	Ra	88	[Rn] $7s^2$	18.6	100	
Radon	Rn	86	[Xe] $4f^{14} 5d^{10} 6s^2 6p^6$	0.003 61		
Rhenium	Re	75	[Xe] $5f^{14} 5d^5 6s^2$	48.0	19.3	6.2
Rhodium	Rh	45	[Kr] $4d^8 5s$	150	4.33 (0°C)	8.2
Rubidium	Rb	37	[Kr] $5s$	58.2	12.8	
Ruthenium	Ru	44	[Kr] $4d^7 5s$	117	7.1 (0°C)	6.4
Samarium	Sm	62	[Xe] $4f^6 6s^2$	13.3	94.0	12.7
Scandium	Sc	21	[Ar] $3d 4s^2$	15.8	56.2	10.2
Selenium (amorphous)	Se	34	[Ar] $3d^{10} 4s^2 4p^4$	0.519	1.2 (0°C)	37
Silicon	Si	14	[Ne] $3s^2 3p^2$	149	10^5	

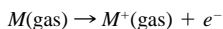
Silver (argentum)	Ag	47	[Kr] $4d^{10} 5s$	429	1.587	18.9
Sodium (natrium)	Na	11	[Ne] $3s$	142	4.77	71
Strontium	Sr	38	[Kr] $5s^2$	35.4	13.2	22.5
Sulfur (amorphous)	S	16	[Ne] $3s^2 3p^4$	0.205	2×10^{23}	
Tantalum	Ta	73	[Xe] $4f^{14} 5d^3 6s^2$	57.5	13.5	6.3
Technetium	Tc	43	[Kr] $4d^5 5s^2$	50.6	22.6 (100°C)	
Tellurium	Te	52	[Kr] $4d^{10} 5s^2 5p^4$	1.97–3.38	$(5.8–33) \times 10^3$	
Terbium	Tb	65	[Xe] $4f^9 6s^2$	11.1	115	10.3
Thallium	Tl	78	[Xe] $4f^{14} 5d^{10} 6s^2 6p$	46.1	18	29.9
Thorium	Th	90	[Rn] $6d^2 7s^2$	54.0	15.4 (22°C)	11.1
Thullium	Tm	69	[Xe] $4f^{13} 6s^2$	16.9	67.6	13.3
Tin (stannum)	Sn	50	[Kr] $4d^{10} 5s^2 5p^2$	66.8	11.5 (0°C)	22.0
Titanium	Ti	22	[Ar] $3d^2 4s^2$	21.9	42.0	8.6
Tungsten (wolframium)	W	74	[Xe] $4f^{14} 5d^4 6s^2$	173	5.28	4.5
Uranium	U	92	[Rn] $5f^3 6d 7s^2$	27.5	28.0 (0°C)	13.9
Vanadium	V	23	[Ar] $3d^3 4s^2$	30.7	19.7	8.4
Xenon	Xe	54	[Kr] $4d^{10} 5s^2 5p^6$	0.005 65		
Ytterbium	Yb	70	[Xe] $4f^{14} 6s^2$	38.5	25	26.3
Yttrium	Y	39	[Kr] $4d 5s^2$	17.2	59.6	10.6
Zinc	Zn	30	[Ar] $3d^{10} 4s^2$	116	5.9	30.2
Zirconium	Zr	40	[Kr] $4d^2 5s^2$	22.6	42.1	5.7

Source: Ho, C. Y., Powell, R. W., and Liley, P. E., *J. Phys. Chem. Ref. Data* 3:Suppl. 1 (1974), (thermal conductivity); Ho, C. Y., et al., *J. Phys. Chem. Ref. Data*, **12**:183 (1983); **13**:1069, 1097, 1131 (1984), (electrical resistivity); Touloukian, Y. S., *Thermophysical Properties of Matter*, Vol. 12, *Thermal Expansion*, Plenum, New York, 1975.

4.2 IONIZATION ENERGY

TABLE 4.2 Ionization Energy of the Elements

The minimum amount of energy required to remove the least strongly bound electron from a gaseous atom (or ion) is called the ionization energy and is expressed in $\text{MJ} \cdot \text{mol}^{-1}$. Remember that $96.485 \text{ kJ} = 1.000 \text{ eV} = 23.0605 \text{ kcal}$. In Table 4.2 the successive stages of ionization are indicated by the heading of each column: I denotes first spectra arising from a neutral atom; viz.,



II, second spectra from singly ionized atoms, and so on for successive stages of ionization.

At. no.	Element	Spectrum (in $\text{MJ} \cdot \text{mol}^{-1}$)					
		I	II	III	IV	V	VI
1	H	1.312					
2	He	2.372	5.251				
3	Li	0.520	7.298	11.815			
4	Be	0.899	1.757	14.849	21.007		
5	B	0.801	2.427	3.660	25.027	32.828	
6	C	1.086	2.353	4.620	6.223	37.832	47.191
7	N	1.402	2.856	4.578	7.475	9.445	53.268
8	O	1.314	3.388	5.300	7.469	10.989	13.326
9	F	1.681	3.374	6.147	8.408	11.022	15.164
10	Ne	2.081	3.952	6.122	9.370	12.177	15.238
11	Na	0.496	4.562	6.912	9.543	13.353	16.610
12	Mg	0.738	1.451	7.733	10.540	13.629	17.994
13	Al	0.578	1.817	2.745	11.577	14.831	18.377
14	Si	0.786	1.577	3.231	4.355	16.091	19.784
15	P	1.012	1.903	2.912	4.956	6.274	21.268
16	S	1.000	2.251	3.361	4.564	7.004	8.495
17	Cl	1.251	2.297	3.822	5.158	6.54	9.362
18	Ar	1.521	2.666	3.931	5.771	7.238	8.787
19	K	0.419	3.051	4.411	5.877	7.976	9.649
20	Ca	0.590	1.145	4.912	6.474	8.144	10.496
21	Sc	0.631	1.235	2.389	7.089	8.844	10.719
22	Ti	0.658	1.310	2.652	4.175	9.573	11.516
23	V	0.650	1.414	2.828	4.507	6.299	12.362
24	Cr	0.653	1.592	2.987	4.743	6.70	8.738
25	Mn	0.717	1.509	3.248	4.94	6.99	9.22
26	Fe	0.759	1.561	2.957	5.63	7.24	9.56
27	Co	0.758	1.646	3.232	4.95	7.67	9.84
28	Ni	0.737	1.753	3.393	5.30	7.34	10.4
29	Cu	0.745	1.958	3.555	5.536	7.70	9.9
30	Zn	0.906	1.733	3.833	5.73	7.95	10.4
31	Ga	0.579	1.979	2.963	6.2		
32	Ge	0.762	1.537	3.302	4.410	9.022	
33	As	0.947	1.798	2.735	4.837	6.043	12.31
34	Se	0.941	2.045	2.974	4.143	6.99	7.883
35	Br	1.140	2.10	3.47	4.56	5.76	8.55
36	Kr	1.351	2.350	3.565	5.07	6.24	7.57
37	Rb	0.403	2.632	3.9	5.08	6.85	8.14
38	Sr	0.549	1.064	4.138	5.5	6.91	8.76
39	Y	0.616	1.181	1.980	5.96	7.43	8.97
40	Zr	0.660	1.267	2.218	3.313	7.75	

TABLE 4.2 Ionization Energy of the Elements (*Continued*)

At. no.	Element	Spectrum (in MJ · mol ⁻¹)					
		I	II	III	IV	V	VI
41	Nb	0.664	1.382	2.416	3.695	4.877	9.847
42	Mo	0.685	1.558	2.621	4.477	5.91	6.641
43	Tc	0.702	1.472	2.850			
44	Ru	0.711	1.617	2.747			
45	Rh	0.720	1.744	2.997			
46	Pd	0.805	1.875	3.177			
47	Ag	0.731	2.073	3.361			
48	Cd	0.868	1.631	3.616			
49	In	0.558	1.821	2.704	5.2		
50	Sn	0.709	1.412	2.943	3.930	6.974	
51	Sb	0.834	1.595	2.44	4.26	5.4	10.4
52	Te	0.869	1.795	2.698	3.610	5.668	6.82
53	I	1.008	1.846	3.2			
54	Xe	1.170	2.046	3.099			
55	Cs	0.376	2.234				
56	Ba	0.503	0.965				
57	La	0.538	1.067	1.850	4.820	5.94	
58	Ce	0.528	1.047	1.949	3.547	6.325	7.487
59	Pr	0.523	1.018	2.086	3.761	5.551	
60	Nd	0.530	1.035	2.13	3.90		
61	Pm	0.535	1.052	2.15	3.97		
62	Sm	0.543	1.068	2.26	3.99		
63	Eu	0.547	1.085	2.40	4.12		
64	Gd	0.592	1.167	1.99	4.26		
65	Tb	0.564	1.112	2.114	3.839		
66	Dy	0.572	1.126	2.20	3.99		
67	Ho	0.581	1.139	2.204	4.10		
68	Er	0.589	1.151	2.194	4.13		
69	Tm	0.596	1.163	2.285	4.13		
70	Yb	0.603	1.174	2.417	4.203		
71	Lu	0.524	1.34	2.022	4.366		
72	Hf	0.68	1.44	2.25	3.216		
73	Ta	0.761					
74	W	0.770					
75	Re	0.760					
76	Os	0.84					
77	Ir	0.88					
78	Pt	0.87	1.791				
79	Au	0.890	1.98				
80	Hg	1.007	1.810	3.30			
81	Tl	0.589	1.971	2.878			
82	Pb	0.716	1.450	3.081	4.083	6.64	
83	Bi	0.703	1.610	2.466	4.371	5.40	8.52
84	Po	0.812					
85	At						
86	Rn	1.037					
87	Fr						
88	Ra	0.509	0.979				
89	Ac	0.67	1.17				
90	Th	0.587	1.11	1.93	2.78		
91	Pa	0.568					

TABLE 4.2 Ionization Energy of the Elements (*Continued*)

At. no.	Element	Spectrum (in MJ · mol ⁻¹)					
		I	II	III	IV	V	VI
92	U	0.598					
93	Np	0.605					
94	Pu	0.585					
95	Am	0.578					
96	Cm	0.581					
97	Bk	0.601					
98	Cf	0.608					
99	Es	0.619					
100	Fm	0.627					
101	Md	0.635					
102	No	0.642					

Source: C. E. Moore, *National Standard Reference Data Series 34*, U.S. Government Printing Office, Washington, D.C., 1970; W. C. Martin, Zalubas, R., and Hagan, L., *J. Phys. Chem. Reference Data*, **3**:771 (1974) and National Standard Reference Data Series, National Bureau of Standards (U.S.), No. 60 (1978) for the Rare Earth Elements; and Cohen, E. R. and Taylor, B. N., *J. Phys. Chem. Reference Data*, **17**:1795 (1988).

TABLE 4.3 Ionization Energy of Molecular and Radical Species

This table gives the first ionization potential in MJ · mol⁻¹ and in electron volts. Also listed is the enthalpy of formation of the ion at 25°C (298 K).

Compounds containing carbon

Species	Ionization energy		$\Delta_f H$ (ion) in kJ · mol ⁻¹
	In MJ · mol ⁻¹	In electron volts	
Acenaphthene	0.741	7.68	896
Acenaphthylene	0.793	8.22(4)	1053
Acetaldehyde	0.98696(7)	10.2290(7)	821
Acetamide	0.931(3)	9.65(3)	693
Acetic acid	1.029(2)	10.66(2)	596
Acetic anhydride	0.965	10.0	398
Acetone	0.9364	9.705	719
Acetonitrile	1.1766(5)	12.194(5)	1252
Acetophenone	0.896(3)	9.29(3)	810
Acetyl chloride	1.047(5)	10.85(5)	804
Acetyl fluoride	1.111(2)	11.51(2)	667
Acetylene	1.1000(2)	11.400(2)	1328
Allene	0.935(1)	9.69(1)	1126
Allyl alcohol	0.933(5)	9.67(5)	808
Allylamine	0.845	8.76	891
3-Amino-1-propanol	0.87	9.0	651
Aniline	0.7449(2)	7.720(2)	832
Anthracene	0.719(3)	7.45(3)	949
Azoxybenzene	0.78	8.1	1123
Azulene	0.715(2)	7.41(2)	1004
Benzaldehyde	0.916(2)	9.49(2)	878
Benzamide	0.912	9.45	811

TABLE 4.3 Ionization Energy of Molecular and Radical Species (*Continued*)

Species	Ionization energy		$\Delta_f H$ (ion) in $\text{kJ} \cdot \text{mol}^{-1}$
	In $\text{MJ} \cdot \text{mol}^{-1}$	In electron volts	
Benzene	0.89212(2)	9.2459(2)	975
Benzenethiol	0.801(2)	8.30(2)	913
Benzoic acid	0.914	9.47	620
Benzonitrile	0.928	9.62	1146
Benzophenone	0.873(5)	9.05(5)	923
<i>p</i> -Benzoquinone	0.969(2)	10.04(18)	847
Benzoyl chloride	0.920	9.54	816
Benzyl alcohol	0.82	8.5	720
Benzylamine	0.834(5)	8.64(5)	917
Biphenyl	0.767(2)	7.95(2)	950
Bromoacetylene	0.995(2)	10.31(2)	1242
Bromobenzene	0.866(2)	8.98(2)	971
Bromochlorodifluoromethane	1.141	11.83	702
Bromochloromethane	1.039(1)	10.77(1)	1085
Bromodichloromethane	1.02	10.6	973
Bromoethane	0.992	10.28	930
Bromoethylene	0.946(2)	9.80(2)	1025
Bromomethane	1.0171(3)	10.541(3)	979
1-Bromonaphthalene	0.781	8.09	956
Bromopentafluorobenzene	0.923(2)	9.57(2)	212
1-Bromopropane	0.982(1)	10.18(1)	898
2-Bromopropane	0.972(1)	10.07(1)	874
3-Bromopropene	0.972(1)	10.07(1)	1018
<i>p</i> -Bromotoluene	0.837(1)	8.67(1)	908
Bromotrichloromethane	1.02	10.6	980
Bromotrifluoromethane	1.10	11.4	451
1,2-Butadiene	0.871	9.03	1034
1,3-Butadiene	0.8750	9.069	985
Butanal	0.949(2)	9.84(2)	742
Butanenitrile	1.08	11.2	1110
2-Butanone	0.918(4)	9.51(4)	677
<i>trans</i> -2-Butenal	0.939(1)	9.73(1)	835
1-Butene	0.924(2)	9.58(2)	924
<i>cis</i> -2-Butene	0.8788(8)	9.108(8)	871
<i>trans</i> -2-Butene	0.8780(8)	9.100(8)	866
1-Buten-3-yne	0.924(2)	9.58(2)	1230
Butyl acetate	0.965	10.0	479
<i>sec</i> -Butyl acetate	0.955	9.90	453
Butyl ethyl ether	0.903	9.36	610
Butylbenzene	0.838(1)	8.69(1)	826
<i>sec</i> -Butylbenzene	0.837(1)	8.68(1)	820
<i>tert</i> -Butylbenzene	0.834(2)	8.64(2)	812
Butylcyclohexane	0.908	9.41	695
Butylcyclopentane	0.960(3)	9.95(3)	793
<i>p-tert</i> -Butylphenol	0.75	7.8	552
<i>p-tert</i> -Butyltoluene	0.799	8.28	745
1-Butyne	0.9821(5)	10.178(5)	1147
2-Butyne	0.9226(5)	9.562(5)	1068
Camphor	0.845(3)	8.76(3)	577
Caprolactam	0.875(2)	9.07(2)	629
Carbazole	0.730(3)	7.57(3)	961

TABLE 4.3 Ionization Energy of Molecular and Radical Species (Continued)

Species	Ionization energy		$\Delta_f H$ (ion) in $\text{kJ} \cdot \text{mol}^{-1}$
	In $\text{MJ} \cdot \text{mol}^{-1}$	In electron volts	
Carbon	1.0865	11.260	1803
Carbon (C_2)	1.188	12.31	2000
Carbon dioxide	1.3289(2)	13.773(2)	935
Carbon monoxide	1.35217	14.0139	1242
Carbon oxyselenide	1.000(1)	10.36(1)	929
Carbon oxysulfide	1.07812(15)	11.1736(15)	936
Carbon sulfide	0.97149(19)	10.0685(20)	1089
Carbon sulfide (CS)	1.093(1)	11.33(1)	1368
Carbonyl fluoride	1.257	13.03	617
Carbonyltrihydroboron (BH_3CO)	1.075(2)	11.14(2)	962
Chloroacetaldehyde	1.011(3)	10.48(3)	815
Chloroacetic acid	0.984	10.2	597
Chloroacetyl chloride	1.06	11.0	815
Chloroacetylene	1.021(2)	10.58(2)	1276
<i>m</i> -Chloroaniline	0.781(10)	8.09(10)	835
<i>o</i> -Chloroaniline	0.820	8.50	883
<i>p</i> -Chloroaniline	0.789	8.18	844
Chlorobenzene	0.874(2)	9.06(2)	929
Chlorodibromomethane	0.1022(1)	10.59(1)	1030
1-Chloro-1,1-difluoroethane	1.156(1)	11.98(1)	626
1-Chloro-2,2-difluoroethylene	0.946(4)	9.80(4)	628
Chlorodifluoromethane	1.18	12.2	693
Chloroethane	1.058(2)	10.97(2)	946
2-Chloroethanol	1.015	10.52	756
Chloroethylene	0.964(2)	9.99(2)	985
Chlorofluoromethane	1.130(1)	11.71(1)	870
Chloromethane	1.083(1)	11.22(1)	1001
Chloromethylene	0.949	9.84	1247
Chloromethylidene (CCl)	0.86(2)	8.9(2)	1244
1-Chloronaphthalene	0.784	8.13	906
<i>m</i> -Chloronitrobenzene	0.957(10)	9.92(10)	995
<i>p</i> -Chloronitrobenzene	0.961(10)	9.96(10)	999
Chloropentafluorobenzene	0.938(2)	9.72(2)	126
Chloropentafluoroethane	1.22	12.6	99
<i>m</i> -Chlorophenol	0.835	8.65	680
<i>p</i> -Chlorophenol	0.834	8.69	692
1-Chloropropane	1.044(3)	10.82(3)	912
2-Chloropropane	1.040(2)	10.78(2)	895
3-Chloropropene	0.96	9.9	950
<i>m</i> -Chlorotoluene	0.852(2)	8.83(2)	869
<i>o</i> -Chlorotoluene	0.852(2)	8.83(2)	869
<i>p</i> -Chlorotoluene	0.838(2)	8.69(2)	855
Chlorotrifluoroethylene	0.947	9.81(3)	373
Chlorotrifluoromethane	1.195	12.39	485
Chrysene	0.732	7.59(2)	1016
Coronene	0.703	7.29	1026
<i>m</i> -Cresol	0.800	8.29	668
<i>o</i> -Cresol	0.785	8.14	660
<i>p</i> -Cresol	0.784	8.13	659
<i>cis</i> -Crotonic acid	0.973	10.08	625
<i>trans</i> -Crotonic acid	0.96	9.9	604

TABLE 4.3 Ionization Energy of Molecular and Radical Species (*Continued*)

Species	Ionization energy		$\Delta_f H$ (ion) in $\text{kJ} \cdot \text{mol}^{-1}$
	In $\text{MJ} \cdot \text{mol}^{-1}$	In electron volts	
Cumene	0.842	8.73(1)	847
Cyanamide	1.00	10.4	1137
Cyanate (NCO)	1.135(1)	11.76(1)	1290
Cyanide (CN)	1.360	14.09	1795
Cyanoacetylene	1.123(1)	11.64(1)	1475
Cyanogen	1.290(1)	13.37(1)	1597
Cyanogen chloride	1.191(1)	12.34(1)	1329
Cyanogen fluoride	1.285(1)	13.32(1)	1323
Cyclobutane	0.957(5)	9.92(5)	986
Cyclobutanone	0.9025	9.354	815
Cyclobutene	0.910	9.43	1067
Cycloheptane	0.962	9.97	844
Cyclohexane	0.951(3)	9.86(3)	828
Cyclohexanol	0.941	9.75	651
Cyclohexanone	0.882(1)	9.14(1)	656
Cyclohexene	0.8631(10)	8.945(10)	859
Cyclohexylamine	0.832(23)	8.62(24)	727
Cyclohexylcyclohexane	0.908	9.41	690
Cyclooctane	0.942	9.76	817
Cyclopropane	0.951	9.86	1005
Cyclopropanecarbonitrile	0.989	10.25	1173
Cyclopropanone	0.88(1)	9.1(1)	895
Cyclopropene	0.930	9.67(1)	1209
Cyclopropylamine	0.84	8.7	916
Cyclopropylbenzene	0.806	8.35	956
<i>cis</i> -Decahydronaphthalene	0.893	9.26	724
<i>trans</i> -Decahydronaphthalene	0.892	9.24	710
Decane	0.931	9.65	682
1-Decene	0.909(1)	9.42(1)	786
Diazomethane	0.8683(1)	8.999(1)	1098
1,4-Dibromobutane	0.979	10.15	879
1,2-Dibromoethane	1.001	10.37	963
Dibromofluoromethane	1.069(3)	11.07(3)	687
Dibromomethane	1.013(2)	10.50(2)	1013
1,2-Dibromopropane	0.975	10.1	903
1,3-Dibromopropane	0.990	10.26	919
1,2-Dibromotetrafluoroethane	1.07	11.1	280
Dibutyl ether	0.910	9.43	575
Di- <i>sec</i> -butyl ether	0.879	9.11	511
Di- <i>tert</i> -butyl ether	0.850	8.81	486
Dibutyl sulfide	0.79	8.2	624
Di- <i>tert</i> -butyl sulfide	0.77	8.0	583
Dibutylamine	0.742(3)	7.69(3)	586
Dichloroacetyl chloride	1.06	11.0	819
Dichloroacetylene	0.974	10.09	1183
<i>m</i> -Dichlorobenzene	0.879(1)	9.11(1)	907
<i>o</i> -Dichlorobenzene	0.876(1)	9.08(1)	909
<i>p</i> -Dichlorobenzene	0.856(1)	8.89(1)	882
Dichlorodifluoromethane	1.134(4)	11.75(4)	656
Dichlorodimethylsilane	1.03	10.7	576
1,1-Dichloroethane	1.067	11.06	937

TABLE 4.3 Ionization Energy of Molecular and Radical Species (Continued)

Species	Ionization energy		$\Delta_f H$ (ion) in $\text{kJ} \cdot \text{mol}^{-1}$
	In $\text{MJ} \cdot \text{mol}^{-1}$	In electron volts	
1,2-Dichloroethane	1.065	11.04	931
1,1-Dichloroethylene	0.945(4)	9.79(4)	947
<i>cis</i> -1,2-Dichloroethylene	0.932(1)	9.66(1)	936
<i>trans</i> -1,2-Dichloroethylene	0.931(2)	9.65(2)	935
Dichlorofluoromethane	1.11	11.5	829
Dichloromethane	1.092(1)	11.32(1)	996
Dichloromethylene	1.000	10.36	1163
1,2-Dichloropropane	1.049(5)	10.87(5)	886
1,3-Dichloropropane	1.047(5)	10.85(5)	888
1,2-Dichlorotetrafluoroethane	1.18	12.2	252
Dicyclopropyl ketone	0.88	9.1	1041
1,1-Diethoxyethane	0.944	9.78	490
Diethyl oxalate	0.95	9.8	205
<i>m</i> -Diethylbenzene	0.819(1)	8.49(1)	798
<i>o</i> -Diethylbenzene	0.821	8.51	804
<i>p</i> -Diethylbenzene	0.810	8.40	790
Diethylene glycol dimethyl ether	0.96	9.8	448
<i>m</i> -Difluorobenzene	0.900(1)	9.33(1)	591
<i>o</i> -Difluorobenzene	0.895(1)	9.28(1)	602
<i>p</i> -Difluorobenzene	0.882(1)	9.14(1)	575
1,1-Difluoroethane	1.145(3)	11.87(3)	643
1,1-Difluoroethylene	0.993(1)	10.29(1)	650
<i>cis</i> -1,2-Difluoroethylene	0.987	10.23	690
Difluoromethane	1.226	12.71	774
Difluoromethylene	1.102(1)	11.42(1)	897
2,5-Dihydrothiophene	0.81	8.4	898
Diiodomethane	0.913(2)	9.46(2)	1030
Diisobutyl sulfide	0.807(5)	8.36(5)	627
Diisobutylamine	0.754	7.81	574
Diisopropyl ether	0.888(5)	9.20(5)	569
Diisopropyl sulfide	0.833(5)	8.63(5)	630
Diisopropylamine	0.746(3)	7.73(3)	602
Diketene	0.93(2)	9.6(2)	736
Dimethoxymethane	0.92	9.5	569
Dimethyl disulfide	0.71	7.4(3)	690
Dimethyl ether	0.9673(23)	10.025(25)	783
Dimethyl oxalate	0.965	10.0	287
<i>o</i> -Dimethyl phthalate	0.930(7)	9.64(7)	277
Dimethyl sulfide	0.838(1)	8.69(1)	801
Dimethyl sulfoxide	0.878	9.01	718
Dimethylamine	0.794(8)	8.23(8)	776
<i>N,N</i> -Dimethylaniline	0.687(2)	7.12(2)	787
2,2-Dimethylbutane	0.971	10.06	787
2,3-Dimethylbutane	0.967	10.02	791
3,3-Dimethyl-2-butanone	0.879(2)	9.11(2)	589
2,3-Dimethyl-1-butene	0.875(1)	9.07(1)	812
2,3-Dimethyl-2-butene	0.798(1)	8.27(1)	729
3,3-Dimethyl-1-butyne	0.946(5)	9.80(5)	1050
1,1-Dimethylcyclohexane	0.909	9.42	728
<i>cis</i> -1,2-Dimethylcyclohexane	<0.944	<9.78	772
<i>cis</i> -1,3-Dimethylcyclohexane	<0.963	<9.98	778

TABLE 4.3 Ionization Energy of Molecular and Radical Species (Continued)

Species	Ionization energy		$\Delta_f H$ (ion) in $\text{kJ} \cdot \text{mol}^{-1}$
	In $\text{MJ} \cdot \text{mol}^{-1}$	In electron volts	
<i>cis</i> -1,4-Dimethylcyclohexane	<0.958	<9.93	782
<i>trans</i> -1,2-Dimethylcyclohexane	0.908	9.41	728
<i>trans</i> -1,3-Dimethylcyclohexane	0.920	9.53	743
<i>trans</i> -1,4-Dimethylcyclohexane	0.922	9.56	738
<i>cis</i> -1,2-Dimethylcyclopentane	0.957(5)	9.92(5)	828
<i>trans</i> -1,2-Dimethylcyclopentane	0.960(5)	9.95(5)	823
<i>N,N</i> -Dimethylformamide	0.881(2)	9.13(2)	689
2,6-Dimethyl-4-heptanone	0.872(3)	9.04(3)	515
1,1-Dimethylhydrazine	0.702(4)	7.28(4)	786
2,4-Dimethyl-3-pentanone	0.864(1)	8.95(1)	552
2,3-Dimethylpyridine	0.854(2)	8.85(2)	922
2,4-Dimethylpyridine	0.854(3)	8.85(3)	918
2,5-Dimethylpyridine	0.849(5)	8.80(5)	916
2,6-Dimethylpyridine	0.847(3)	8.86(3)	913
3,4-Dimethylpyridine	0.883	9.15	953
3,5-Dimethylpyridine	0.893	9.25	965
<i>N,N</i> -Dimethyl- <i>o</i> -toluidine	0.714(2)	7.40(2)	814
1,3-Dioxane	0.95	9.9	607
1,4-Dioxane	0.887(1)	9.19(1)	571
1,3-Dioxolane	0.96	9.9	658
Diphenyl ether	0.781(3)	8.09(3)	766
Diphenylacetylene	0.762(2)	7.90(2)	1164
Diphenylamine	0.691(4)	7.16(4)	908
1,2-Diphenylethane	0.84(1)	8.7(1)	983
Diphenylmethane	0.825(3)	8.55(3)	963
Dipropyl ether	0.894(5)	9.27(5)	602
Dipropyl sulfide	0.801(2)	8.30(2)	676
Dipropylamine	0.746(3)	7.73(3)	641
Divinyl ether	0.84	8.7	827
5,7-Dodecadiyne	0.837	8.67	1079
Dodecafluorocyclohexane	1.27	13.2	-1095
Epichlorohydrin	0.98	10.2	875
1,2-Epoxybutane	0.98	10.15	862
Ethane	1.112(1)	11.52(1)	1027
1,2-Ethanediamine	0.83	8.6	812
Ethanethiol	0.8959(5)	9.285(5)	849
Ethanol	1.010(2)	10.47(2)	776
Ethanolamine	0.865	8.96	664
Ethyl benzoate	0.86	8.9	537
Ethyl formate	1.024(1)	10.61(1)	639
Ethyl methyl ether	0.938	9.72	722
Ethyl methyl sulfide	0.824(10)	8.54(10)	765
Ethyl pentyl ether	9.16	9.49	602
Ethyl vinyl ether	0.85	8.8	707
Ethylamine	0.855(2)	8.86(2)	808
<i>N</i> -Ethylaniline	0.740	7.67	794
Ethylbenzene	0.846(1)	8.77(1)	876
2-Ethyl-1-butene	0.874(2)	9.06(2)	818
Ethylcyclohexane	0.920	9.54	748
Ethylcyclopentane	0.976(2)	10.12(2)	850
Ethylene	1.0382(4)	10.507(4)	1066

TABLE 4.3 Ionization Energy of Molecular and Radical Species (*Continued*)

Species	Ionization energy		$\Delta_f H$ (ion) in $\text{kJ} \cdot \text{mol}^{-1}$
	In $\text{MJ} \cdot \text{mol}^{-1}$	In electron volts	
Ethylene glycol	0.980	10.16	593
Ethylene oxide	1.0195(10)	10.566(10)	967
Ethyleneimine	0.89(1)	9.2(1)	1014
<i>p</i> -Ethylphenol	0.756	7.84	613
Ethynyl ($\text{HC}\equiv\text{C}$)	1.13	11.7	1694
Fluoranthene	0.768(4)	7.95(4)	1057
Fluorene	0.761(3)	7.89(3)	950
Fluoroacetylene	1.086	11.26	1195
Fluorobenzene	0.8877(5)	9.200(5)	772
Fluoroethane	1.12	11.6	856
Fluoroethylene	1.0000(15)	10.363(15)	861
Fluoromethane	1.203(2)	12.47(2)	956
Fluoromethylene	1.012	10.49	1121
Fluoromethylidene (CF)	0.879(1)	9.11(1)	1134
<i>p</i> -Fluoronitrobenzene	0.955	9.90	826
1-Fluoropropane	1.09	11.3	806
2-Fluoropropane	1.069(2)	11.08(2)	776
3-Fluoropropene	0.975	10.11	821
<i>m</i> -Fluorotoluene	0.860(1)	8.91(1)	709
<i>o</i> -Fluorotoluene	0.860(1)	8.91(1)	709
<i>p</i> -Fluorotoluene	0.848(1)	8.79(1)	701
Formaldehyde	1.0492(2)	10.874(2)	940
Formamide	0.980(6)	10.16(6)	796
Formic acid	1.093(1)	11.33(1)	715
Fulminic acid (HCNO)	1.045	10.83	1263
Fulvene	0.807	8.36	1031
Fumaric acid	1.03	10.7	355
Furan	0.8571(3)	8.883(3)	822
Glyoxal	0.975	10.1	763
1-Heptanal	0.931(2)	9.65(2)	668
Heptane	0.957(5)	9.92(5)	770
1-Heptanol	0.949(3)	9.84(3)	614
2-Heptanol	0.936(3)	9.70(3)	580
3-Heptanol	0.934(3)	9.68(3)	578
4-Heptanol	0.927(3)	9.61(3)	572
2-Heptanone	0.897(1)	9.30(1)	596
1-Heptene	0.911	9.44	849
2-Heptene	0.853(2)	8.84(2)	782
3-Heptene	0.861	8.92	790
Hexachlorobenzene	0.866	8.98	822
Hexachloroethane	1.07	11.1	920
1,5-Hexadiene	0.896(5)	9.29(5)	980
Hexafluoroacetone	1.104	11.44	-294
Hexafluorobenzene	0.9558	9.906	10
Hexafluoroethane	1.29	13.4	-50
Hexafluoropropene	1.023(3)	10.60(3)	-103
Hexamethylbenzene	0.757	7.85	670
1-Hexanal	0.933(5)	9.67(5)	686
Hexane	0.977	10.13	810
Hexanoic acid	0.976	10.12	463
1-Hexanol	0.954(3)	9.89(3)	639

TABLE 4.3 Ionization Energy of Molecular and Radical Species (Continued)

Species	Ionization energy		$\Delta_f H$ (ion) in $\text{kJ} \cdot \text{mol}^{-1}$
	In $\text{MJ} \cdot \text{mol}^{-1}$	In electron volts	
2-Hexanol	0.946(3)	9.80(3)	611
3-Hexanol	0.929(3)	9.63(3)	599
2-Hexanone	0.902(2)	9.35(2)	626
3-Hexanone	0.880(2)	9.12(2)	600
1-Hexene	0.911(4)	9.44(4)	869
<i>cis</i> -2-Hexene	0.865(1)	8.97(1)	818
<i>trans</i> -2-Hexene	0.865(1)	8.97(1)	814
Hexylamine	0.833(5)	8.63(5)	699
1-Hexyne	0.960	9.95(5)	1081
Hydrogen cyanide (HCN)	1.312(1)	13.60(1)	1447
Hydrogen isocyanide (HNC)	1.21(1)	12.5(1)	1407
<i>p</i> -Hydroquinone	0.767(3)	7.95(3)	504
Imidazole	0.850(1)	8.81(1)	997
Indane	0.90	9.3	864
Indene	0.785(1)	8.14(1)	949
Iodobenzene	0.8380	8.685	1003
Iodoethane	0.9018	9.346	893
1-Iodohexane	0.8857	9.179	794
Iodomethane	0.9203	9.538	936
1-Iodopropane	0.8943	9.269	862
2-Iodopropane	0.8853	9.175	844
Isobutylbenzene	0.838(1)	8.68(1)	816
Isocyanic acid	1.120(3)	11.61(3)	1016
Isophthalic acid	0.963(20)	9.98(20)	268
Isopropylcyclohexane	0.900	9.33	704
Isoquinoline	0.8239(3)	8.539(3)	1032
Isoxazole	0.958(5)	9.93(5)	1038
Ketene	0.927(2)	9.61(2)	880
Maleic anhydride	1.04	10.8	645
Mesityl oxide	0.876(3)	9.08(3)	692
Methacrylic acid	0.979	10.15	611
Methane	1.207	12.51	1133
Methanethiol	9.108(5)	9.440(5)	888
Methanol	1.047(1)	10.85(1)	845
Methoxy	0.83	8.6	845
Methoxybenzene (Anisole)	0.792(2)	8.21(2)	724
2-Methoxyethanol	0.93	9.6	562
Methyl	0.949(1)	9.84(1)	1095
Methyl acetate	0.991(2)	10.27(2)	581
Methyl acrylate	0.96	9.9	611
Methyl azide	0.947(2)	9.81(2)	1227
Methyl benzoate	0.899(3)	9.32(3)	611
Methyl chloroacetate	0.99	10.3	575
Methyl 2,2-dimethylpropanoate	0.955(4)	9.90(4)	466
Methyl formate	1.0435(5)	10.815(5)	688
Methyl pentanoate	1.00(2)	10.4(2)	532
Methyl pentyl ether	0.933	9.67	657
Methyl vinyl ether	0.862(2)	8.93(2)	761
Methylacrylonitrile	0.998	10.34	1127
Methylamine	0.865(2)	8.97(2)	843
2-Methylaniline	0.718(2)	7.44(2)	772

TABLE 4.3 Ionization Energy of Molecular and Radical Species (Continued)

Species	Ionization energy		$\Delta_f H$ (ion) in $\text{kJ} \cdot \text{mol}^{-1}$
	In $\text{MJ} \cdot \text{mol}^{-1}$	In electron volts	
3-Methylaniline	0.724(2)	7.50(2)	778
4-Methylaniline	0.698(2)	7.24(2)	753
<i>N</i> -Methylaniline	0.707(2)	7.33(2)	791
Methylcyclohexane	0.930	9.64	775
1-Methylcyclohexanol	0.95(2)	9.8(2)	586
Methylcyclopentane	0.950(3)	9.85(3)	845
Methylcyclopropane	0.913	9.46	936
2-Methyldecane	0.934	9.68	685
Methylene	1.0031(3)	10.396(3)	1386
<i>N</i> -Methylformamide	0.945	9.79	756
2-Methylheptane	0.949	9.84	734
5-Methyl-2-hexanone	0.895(1)	9.28(1)	586
Methylhydrazine	0.740(2)	7.67(2)	835
Methylidyne	1.027(1)	10.64(1)	1622
Methylisocyanate	1.030(2)	10.67(2)	900
1-Methyl-4-isopropylbenzene (<i>p</i> -Cymene)	0.800	8.29	771
1-Methylnaphthalene	0.757	7.85	870
2-Methylnaphthalene	0.75	7.8	866
Methyloxirane	0.986(2)	10.22(2)	892
2-Methylpentane	0.976	10.12	802
3-Methylpentane	0.973	10.08	801
2-Methyl-3-pentanone	0.878(1)	9.10(1)	592
3-Methyl-2-pentanone	0.889(1)	9.21(1)	600
4-Methyl-2-pentanone	0.897(1)	9.30(1)	609
2-Methyl-1-pentene	0.876(1)	9.08(1)	817
2-Methyl-2-pentene	0.828	8.58	761
4-Methyl-1-pentene	0.912(1)	9.45(1)	862
4-Methyl- <i>cis</i> -2-pentene	0.866(1)	8.98(1)	809
4-Methyl- <i>trans</i> -2-pentene	0.865(1)	8.97(1)	804
2-Methylpropanal	0.9364(5)	9.705(5)	721
2-Methylpropanenitrile	1.09	11.3	1115
2-Methylpropenal	0.951	9.86	834
2-Methylpropene (Isobutene)	0.8915(3)	9.239(3)	875
2-Methylpyridine	0.870(3)	9.02(3)	970
3-Methylpyridine	0.872(3)	9.04(3)	979
4-Methylpyridine	0.872(3)	9.04(3)	976
Methylsilane	1.03	10.7	1003
<i>m</i> -Methylstyrene	0.786(2)	8.15(2)	908
<i>o</i> -Methylstyrene	0.888(2)	9.20(2)	908
<i>p</i> -Methylstyrene	0.78(1)	8.1(1)	895
Methyltrichlorosilane	1.096(3)	11.36(3)	548
Naphthalene	0.785(1)	8.14(1)	936
1-Naphthol	0.749(3)	7.76(3)	719
2-Naphthol	0.757(5)	7.85(5)	727
Nickel carbonyl	0.798(4)	8.27(4)	200
<i>m</i> -Nitroaniline	0.802(2)	8.31(2)	865
<i>o</i> -Nitroaniline	0.798(1)	8.27(1)	861
<i>p</i> -Nitroaniline	0.804(1)	8.34(1)	850
Nitrobenzene	0.951(2)	9.86(2)	1019
Nitroethane	1.050(5)	10.88(5)	948

TABLE 4.3 Ionization Energy of Molecular and Radical Species (*Continued*)

Species	Ionization energy		$\Delta_f H$ (ion) in $\text{kJ} \cdot \text{mol}^{-1}$
	In $\text{MJ} \cdot \text{mol}^{-1}$	In electron volts	
Nitromethane	1.063(4)	11.02(4)	988
<i>m</i> -Nitrophenol	0.86	9.0	755
<i>o</i> -Nitrophenol	0.88	9.1	782
<i>p</i> -Nitrophenol	0.88	9.1	761
1-Nitropropane	1.043(3)	10.81(3)	919
2-Nitropropane	1.033(5)	10.71(5)	894
<i>m</i> -Nitrotoluene	0.15(2)	9.48(2)	944
<i>o</i> -Nitrotoluene	0.912(4)	9.45(4)	966
<i>p</i> -Nitrotoluene	0.91	9.4	936
Nonane	0.938	9.72	710
2-Nonanone	0.884	9.16	545
5-Nonanone	0.875	9.07	530
Octafluoronaphthalene	0.854	8.85	-368
Octafluoropropane	1.291	13.38	-491
Octafluorotoluene	0.96	9.9	-233
Octane	0.948	9.82	739
1-Octene	0.910(1)	9.43(1)	829
1-Octyne	0.960(2)	9.95(2)	1040
2-Octyne	0.898(1)	9.31(1)	961
3-Octyne	0.890(1)	9.22(1)	952
4-Octyne	0.888(1)	9.20(1)	946
Oxazole	0.93	9.6	910
Oxetane	0.9328(5)	9.668(5)	853
2-Oxetanone	0.936(1)	9.70(1)	653
Oxomethyl (HCO)	0.782(5)	8.10(5)	826
Pentafluorobenzene	0.929	9.63	122
Pentafluorophenol	0.888(2)	9.20(2)	-71
2,3,4,5,6-Pentafluorotoluene	0.91	9.4	64
Pentachloroethane	1.06	11.0	919
Pentylamine	0.837	8.67	728
Perylene	0.666(1)	6.90(1)	975
Phenanthrene	0.758(2)	7.86(2)	963
Phenetole	0.784(2)	8.13(2)	683
Phenol	0.817	8.47	721
Phenylacetic acid	0.797	8.26	479
<i>m</i> -Phenylenediamine	0.689	7.14	777
<i>o</i> -Phenylenediamine	0.69	7.2	787
<i>p</i> -Phenylenediamine	0.663(5)	6.87(5)	759
Phthalic anhydride	0.96	10.0	593
α -Pinene	0.779	8.07	808
Propanal	0.9603(5)	9.953(5)	773
Propanamide	0.92	9.5	720
Propane	1.057(5)	10.95(5)	952
Propanenitrile	1.142(2)	11.84(2)	1194
1-Propanethiol	0.8872(5)	9.195(5)	819
2-Propanethiol	0.882	9.14	806
Propanoic acid	1.0155(3)	10.525(3)	568
1-Propanol	0.986(3)	10.22(3)	731
2-Propanol	0.976(8)	10.12(8)	704

TABLE 4.3 Ionization Energy of Molecular and Radical Species (*Continued*)

Species	Ionization energy		$\Delta_f H$ (ion) in $\text{kJ} \cdot \text{mol}^{-1}$
	In $\text{MJ} \cdot \text{mol}^{-1}$	In electron volts	
Propenal	0.975(6)	10.103(6)	900
Propene	0.939(2)	9.73(2)	959
Propenenitrile	1.053(1)	10.91(1)	1237
Propenoic acid	1.023	10.60	701
1-Propylamine	0.847(2)	8.78(2)	777
2-Propylamine	0.841(3)	8.72(3)	758
Propylbenzene	0.841(1)	8.72(1)	849
Propylcyclohexane	0.913	9.46	720
Propylcyclopentane	0.965(4)	10.00(4)	817
Propyleneimine	0.87	9.0	960
Propynal	1.04	10.8	1155
Propyne	1.000(1)	10.36(1)	1186
2-Propyn-1-ol	1.014	10.51	1060
Pyrene	0.715	7.41	933
Pyridazine	0.834	8.64	1112
Pyrimidine	0.891	9.23	1087
Pyrrole	0.7920(5)	8.208(5)	900
2-Pyrrolidone	0.89	9.2	674
Quinoline	0.832(1)	8.62(1)	1041
<i>cis</i> -Stilbene	0.753(2)	7.80(2)	1005
<i>trans</i> -Stilbene	0.743(3)	7.70(3)	977
Styrene	0.813(6)	8.43(6)	961
Succinic anhydride	1.02	10.6	500
Succinonitrile	1.158(24)	12.10(25)	1377
Terephthalic acid	0.951(20)	9.86(20)	232
<i>m</i> -Terphenyl	0.773(1)	8.01(1)	1057
<i>o</i> -Terphenyl	0.77	8.0	1056
<i>p</i> -Terphenyl	0.751(1)	7.78(1)	1035
Tetrabromomethane	0.995(2)	10.31(2)	1079
Tetrachloro-1,2-difluoroethane	1.09	11.3	563
1,1,1,2-Tetrachloroethane	1.07	11.1	920
1,1,2,2-Tetrachloroethane	1.121	11.62	971
Tetrachloroethylene	0.899	9.32	887
Tetrachloromethane	1.107(1)	11.47(1)	1011
Tetraethylsilane	0.86	8.9	595
1,2,3,4-Tetrafluorobenzene	0.920(1)	9.53(1)	284
1,2,3,5-Tetrafluorobenzene	0.920(1)	9.53(1)	263
1,2,4,5-Tetrafluorobenzene	0.902(1)	9.35(1)	254
Tetrafluoroethylene	0.976(2)	10.12(2)	315
Tetrahydrofurane	0.908(2)	9.41(2)	724
1,2,3,4-Tetrahydronaphthalene	0.817	8.47	842
1,2,4,5-Tetramethylbenzene	0.776(1)	8.04(1)	730
2,2,3,3-Tetramethylbutane	0.95	9.8	720
Thiacyclobutane	0.838	8.69	899
Thiophene	0.856(4)	8.87(4)	971
<i>p</i> -Tolualdehyde	0.900(5)	9.33(5)	825
Toluene	0.851(1)	8.82(1)	901
<i>m</i> -Toluic acid	0.910(20)	9.43(20)	579
<i>o</i> -Toluic acid	0.88	9.1	558
<i>p</i> -Toluic acid	0.891(20)	9.23(20)	560

TABLE 4.3 Ionization Energy of Molecular and Radical Species (Continued)

Species	Ionization energy		$\Delta_f H$ (ion) in $\text{kJ} \cdot \text{mol}^{-1}$
	In $\text{MJ} \cdot \text{mol}^{-1}$	In electron volts	
<i>m</i> -Tolunitrile	0.901	9.34	1085
<i>o</i> -Tolunitrile	0.905	9.38	1085
<i>p</i> -Tolunitrile	0.899	9.32	1083
Tribromomethane	1.011(2)	10.48(2)	1035
Tributylamine	0.71	7.4	492
Trichloroacetyl chloride	1.06	11.0	827
1,2,4-Trichlorobenzene	0.872	9.04	880
1,3,5-Trichlorobenzene	0.899(2)	9.32(2)	899
1,1,1-Trichloroethane	1.06	11.0	917
1,1,2-Trichloroethane	1.06	11.0	911
Trichloroethylene	0.914(1)	9.47(1)	895
Trichlorofluoromethane	1.136(2)	11.77(2)	868
Trichloromethane	1.097(2)	11.37(2)	992
Trichloromethylbenzene	0.926	9.60	914
1,1,2-Trichlorotrifluoroethane	1.157(2)	11.99(2)	429
Triethanolamine	0.76	7.9	206
Triethylamine	0.724	7.50	631
Trifluoroacetic acid	1.106	11.46	75
Trifluoroacetonitrile	1.337	13.86	838
1,1,1-Trifluoro-2-bromo-2-chloroethane	1.06	11.0	362
1,1,1-Trifluoroethane	1.24(1)	12.9(1)	496
Trifluoroethylene	0.978	10.14	489
Trifluoroiodomethane	0.987	10.23	397
Trifluoromethane	1.337	13.86	643
Trifluoromethyl (CF ₃)	0.86	8.9	399
Trifluoromethylbenzene	0.9345(4)	9.685(4)	335
3,3,3-Trifluoropropene	1.05	10.9	437
Triiodomethane	0.893(2)	9.25(2)	1010
Trimethylamine	0.755462	7.82960	731
1,2,3-Trimethylbenzene	0.812(2)	8.42(2)	803
1,2,4-Trimethylbenzene	0.798(1)	8.27(1)	784
1,3,5-Trimethylbenzene	0.811(1)	8.41(1)	796
Trimethylborate	0.96	10.0	65
Trimethylchlorosilane	0.979	10.15	624
3,5,5-Trimethylcyclohex-2-en-1-one	0.875	9.07	670
2,2,4-Trimethylpentane	0.951	9.86	713
2,2,4-Trimethyl-3-pentanone	0.849(1)	8.80(1)	511
2,4,6-Trimethylpyridine	0.88(1)	8.9(1)	580
Trioxane	0.99	10.3	528
Undecane	0.922	9.56	650
Urea	0.94	9.7	690
Vinyl acetate	0.887	9.19	572
<i>m</i> -Xylene	0.826(1)	8.56(1)	843
<i>o</i> -Xylene	0.826(1)	8.56(1)	844
<i>p</i> -Xylene	0.814(1)	8.44(1)	832
2,3-Xylenol	0.797	8.26	640
2,4-Xylenol	0.77	8.0	609
2,6-Xylenol	0.777(2)	8.05(2)	615
3,4-Xylenol	0.781	8.09	624

TABLE 4.3 Ionization Energy of Molecular and Radical Species (*Continued*)*Inorganic compounds*

Species	Ionization energy		$\Delta_f H$ (ion) in $\text{kJ} \cdot \text{mol}^{-1}$
	In $\text{MJ} \cdot \text{mol}^{-1}$	In electron volts	
Aluminum tribromide	1.00	10.4	593
Aluminum trichloride	1.159	12.01	573
Aluminum trifluoride	1.394	14.45	282
Aluminum triiodide	0.88	9.1	673
Amidogen (NH_2)	1.075(1)	11.14(1)	1264
Ammonia	0.980(1)	10.16(1)	934
Antimony trichloride	0.97(1)	10.1(1)	661
Arsenic trichloride	1.018(3)	10.55(3)	754
Arsenic trifluoride	1.239(5)	12.84(5)	452
Arsine	0.954	9.89	1021
Barium oxide	0.667(6)	6.91(6)	543
Bismuth trichloride	1.00	10.4	736
Borane (BH_3)	1.19(1)	12.3(1)	1287
Boron dioxide (BO_2)	1.30(3)	13.5(3)	1001
Boron oxide (B_2O_3)	1.303(14)	13.50(15)	460
Boron tribromide	1.014(2)	10.51(2)	809
Boron trichloride	1.119(2)	11.60(2)	718
Boron trifluoride	1.501(3)	15.56(3)	365
Boron triiodide	0.893(3)	9.25(3)	964
Bromine (Br_2)	1.0146(5)	10.515(5)	1046
Bromine chloride (BrCl)	1.062	11.01	1079
Bromine fluoride (BrF)	1.136(1)	11.77(1)	1077
Bromine pentafluoride	1.271(1)	13.17(1)	840
Bromosilane (BrSiH_3)	1.02	10.6	943
Calcium oxide	0.67	6.9	691
Cesium chloride	0.756(5)	7.84(5)	510
Cesium fluoride	1.221(1)	12.65(1)	1170
Cesium fluoide	0.849(10)	8.80(10)	489
Chlorine (Cl_2)	1.1424(5)	11.840(5)	1108
Chlorine difluoride	1.232(5)	12.77(5)	1128
Chlorine dioxide	1.000(2)	10.36(2)	1096
Chlorine oxide	1.057	10.95	1159
Chlorine trifluoride	1.221(5)	12.65(5)	1057
Chlorosilane (ClSiH_3)	1.10	11.4	899
Chromyl chloride (CrO_2Cl_2)	1.12	11.6	580
Diborane (B_2H_6)	1.098(3)	11.38(3)	1134
Dichlorosilane (Cl_2SiH_2)	1.10	11.4	765
Difluoramine (HNF_2)	1.112(8)	11.53(8)	1046
Difluoroamidogen (NF_2)	1.122(1)	11.628(1)	1155
Difluorosilane (F_2SiH_2)	1.18	12.2	386
Dioxygen fluoride	1.22(2)	12.6(2)	1228
Disilane	0.94	9.7	1015
Disulfur oxide	1.017(4)	10.54(4)	967
Fluorine (F_2)	1.5146(3)	15.697(3)	1515
Fluorosilane (FSiH_3)	1.13	11.7	752
Gallium bromide	1.003	10.40	711
Gallium chloride	1.112	11.52	648
Gallium triiodide	0.907	9.40	765
Gallium(I) fluoride	0.93(5)	9.6(5)	700

TABLE 4.3 Ionization Energy of Molecular and Radical Species (Continued)

Species	Ionization energy		$\Delta_f H$ (ion) in $\text{kJ} \cdot \text{mol}^{-1}$
	In $\text{MJ} \cdot \text{mol}^{-1}$	In electron volts	
Germane (GeH_4)	1.093	11.33	1185
Germanium oxide (GeO)	1.085(1)	11.25(1)	1044
Germanium sulfide (GeS)	0.963(2)	9.98(2)	1055
Germanium tetrachloride	1.1270(5)	11.68(5)	629
Germanium tetrafluoride	1.50	15.5	307
Germanium tetraiodide	0.909	9.42	850
Hafnium bromide	1.05	10.9	366
Hafnium chloride	1.13	11.7	246
Hexaborane (B_6H_{10})	0.87	9.0	965
Hydrazine	7.82(14)	8.10(15)	877
Hydrazoic acid (HN_3)	1.0344(24)	10.720(25)	1328
Hydrogen (H_2)	1.488413(5)	15.42589(5)	1488
Hydrogen bromide	1.125(3)	11.66(3)	1087
Hydrogen chloride	1.2299	12.747	1137
Hydrogen fluoride	1.5481(3)	16.044(3)	1276
Hydrogen iodide	1.0004(1)	10.368(1)	1028
Hydrogen peroxide	1.017	10.54	881
Hydrogen selenide	0.9535(1)	9.882(1)	983
Hydrogen sulfide	1.0085(8)	10.453(8)	988
Hydroperoxy (HOO)	1.095(1)	11.35(1)	1106
Hydroxyl (OH)	1.254	13.00	1293
Hydroxylamine (NH_2OH)	0.947	10.00	923
Hypochlorous acid (HOCl)	1.073(1)	11.12(1)	993
Hypofluorous acid (HOF)	1.226(1)	12.71(1)	1130
Imidogen (NH)	1.302(1)	13.49(1)	1678
Iodine (I_2)	0.90694(12)	9.3995(12)	969
Iodine bromide	0.9446(4)	9.790(4)	986
Iodine chloride	0.9734(10)	10.088(10)	991
Iodine fluoride	1.025	10.62	930
Iodine pentafluoride	1.2488(5)	12.943(5)	408
Lead oxide (PbO)	0.976(10)	9.08(10)	939
Lead(II) chloride	0.96	10.0	789
Lead(II) fluoride	1.11	11.5	679
Lead(II) sulfide	0.825	8.5(5)	954
Lithium bromide	0.84	8.7	685
Lithium chloride	0.923	9.57	727
Lithium hydride	0.74	7.7	882
Lithium iodide	0.72	7.5	633
Lithium oxide	0.815	8.45(20)	895
Magnesium fluoride	1.29	13.4	569
Magnesium oxide	0.93	9.7	992
Mercapto (SH)	1.001	10.37	1140
Mercury(II) bromide	1.019(3)	10.560(3)	935
Mercury(II) chloride	1.0988(3)	11.380(3)	952
Mercury(II) iodide	0.91748(22)	9.5088(22)	900
Molybdenum hexafluoride	1.40(1)	14.5(1)	-159
Molybdenum(V) chloride	0.84	8.7	392
Niobium(V) chloride	1.058	10.97	656
Nitric acid	1.153(1)	11.95(1)	1019

TABLE 4.3 Ionization Energy of Molecular and Radical Species (*Continued*)

Species	Ionization energy		$\Delta_f H$ (ion) in $\text{kJ} \cdot \text{mol}^{-1}$
	In $\text{MJ} \cdot \text{mol}^{-1}$	In electron volts	
Nitric oxide	0.893900(6)	9.26436(6)	985
Nitrogen (N_2)	1.59336	15.5808	1503
Nitrogen dioxide	0.941(1)	9.75(1)	974
Nitrogen pentoxide	1.15	11.9	1161
Nitrogen tetroxide	1.04(2)	10.8(2)	1050
Nitrogen trichloride	0.9765(10)	10.12(10)	1244
Nitrogen trifluoride	1.254(2)	13.00(2)	1125
Nitrosyl bromide	0.981(3)	10.17(3)	1065
Nitrosyl chloride (NOCl)	1.049(1)	10.87(1)	1099
Nitrosyl fluoride (NOF)	1.219(3)	12.63(3)	1152
Nitrous acid (HONO)	1.09	11.3	977
Nitrous oxide (N_2O)	1.2433	12.886	1325
Nitryl chloride (NO_2Cl)	1.142	11.84	1155
Nitryl fluoride (NO_2F)	1.263	13.09	1154
Osmium tetroxide	1.1895	12.320	850
Oxygen (O_2)	1.1647(1)	12.071(1)	1165
Oxygen dichloride	1.056	10.94	1135
Oxygen difluoride (OF_2)	1.265(1)	13.11(1)	1290
Oxygen fluoride	1.232	12.77	1341
Ozone (O_3)	1.199	12.43	1342
Pentaborane (B_5H_9)	0.955(4)	9.90(4)	1028
Perchloryl fluoride (ClO_3F)	1.2490(5)	12.945(5)	1224
Phosphine (PH_3)	0.9522(2)	9.869(2)	958
Phosphorus (P_2)	1.016	10.53	1160
Phosphorus nitride	1.143	11.85	1248
Phosphorus pentachloride	1.03	10.7	656
Phosphorus pentafluoride	1.46	15.1	-137
Phosphorus sulfur trichloride (PSCl_3)	0.956	9.91	668
Phosphorus tribromide	0.94	9.7	798
Phosphorus trichloride	0.956	9.91	668
Phosphorus trifluoride	1.104	11.44	146
Phosphoryl chloride (POCl_3)	1.096(2)	11.36(2)	540
Phosphoryl trifluoride (POF_3)	1.231(1)	12.76(1)	-24
Potassium bromide	0.757(10)	7.85(10)	578
Potassium chloride	0.77(4)	8.0(4)	557
Potassium iodide	0.696(29)	7.21(30)	570
Rhenium(VII) oxide	1.23(2)	12.7(2)	125
Rubidium bromide	0.766(3)	7.94(3)	583
Rubidium chloride	0.820(3)	8.50(3)	590
Ruthenium tetroxide	1.172(3)	12.15(3)	988
Silane	1.124	11.65	1158
Silicon oxide (SiO)	1.103	11.43	1002
Silicon tetrachloride	1.136(1)	11.79(1)	527
Silicon tetrafluoride	1.51	15.7	-100
Silver chloride	0.973	10.08	1065
Silver fluoride	1.06(3)	11.0(3)	1071
Sodium bromide	0.802(10)	8.31(10)	660
Sodium chloride	0.861(6)	8.92(6)	681
Sodium iodide	0.737(2)	7.64(2)	659
Stibine (SbH_3)	0.920(3)	9.54(3)	1067

TABLE 4.3 Ionization Energy of Molecular and Radical Species (*Continued*)

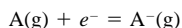
Species	Ionization energy		$\Delta_f H$ (ion) in $\text{kJ} \cdot \text{mol}^{-1}$
	In $\text{MJ} \cdot \text{mol}^{-1}$	In electron volts	
Strontium oxide	0.675(14)	7.00(15)	662
Sulfur (S_2)	0.9027(2)	9.356(2)	1031
Sulfur chloride pentafluoride	1.1921(5)	12.335(5)	144
Sulfur dichloride	0.912(3)	9.45(3)	895
Sulfur difluoride	0.973	10.08	676
Sulfur dioxide	1.189(2)	12.32(2)	892
Sulfur hexafluoride	1.479(3)	15.33(3)	259
Sulfur oxide (SO)	0.996(2)	10.32(2)	1001
Sulfur pentafluoride	1.01(1)	10.5(1)	97
Sulfur trioxide	1.235(4)	12.80(4)	839
Sulfuryl chloride (SO_2Cl_2)	1.163	12.05	807
Sulfuryl fluoride (SO_2F_2)	1.110	11.5	679
Tantalum(V) chloride	1.069	11.08	348
Tetraborane (B_4H_{10})	1.038(4)	10.76(4)	1105
Tetrafluorohydrazine (gauche)	1.152(3)	11.94(3)	1119
Thallium(I) bromide	0.882(2)	9.14(2)	844
Thallium(I) chloride	0.936(3)	9.70(3)	869
Thallium(I) fluoride	1.015	10.52	835
Thionitrosyl fluoride (NSF)	1.111(4)	11.51(4)	1090
Thionyl chloride	1.058	10.96	844
Thionyl fluoride	1.182	12.25	688
Thiophosphoryl trifluoride (PSF_3)	1.066(4)	11.05(4)	58
Thorium(IV) oxide	0.847(14)	8.70(15)	342
Tin(II) bromide	0.87	9.0	830
Tin(II) chloride	0.965	10.0	760
Tin(II) fluoride	1.07	11.1	586
Tin(II) oxide	0.926(2)	9.60(2)	944
Tin(II) sulfide	0.85	8.8	966
Tin(IV) bromide	1.02	10.6	709
Tin(IV) chloride	1.146(5)	11.88(5)	673
Tin(IV) hydride	1.037	10.75	1200
Titanium(IV) bromide	0.99	10.3	375
Titanium(IV) chloride	1.124(14)	11.65(15)	363
Titanium(IV) oxide	0.920(10)	9.54(10)	623
<i>trans</i> -Difluorodiazine	1.24	12.8	1315
Trifluoramine oxide (NOF_3)	1.279(1)	13.26(1)	1116
Trifluorosilane (F_3SiH)	1.35	14.0	150
Trisilane	0.89	9.2	1009
Tungsten(VI) chloride	0.92	9.5	348
Uranium hexafluoride	1.350(10)	14.00(10)	-796
Uranium(IV) oxide	5.2(1)	5.4(1)	57
Uranium(VI) oxide	1.01(5)	10.5(5)	214
Vanadium(IV) chloride	0.89	9.2	210
Vanadium(V) oxychloride (VOCl_3)	1.120	11.61	425
Water	1.2170(10)	12.612(10)	975
Xenon difluoride	1.192(1)	12.35(1)	1083
Xenon tetrafluoride	1.221(10)	12.65(10)	1016
Zirconium bromide	1.03	10.7	388
Zirconium chloride	1.08	11.2	392

Source: Sharon, G., et al., *J. Phys. Chem. Ref. Data*, **17**:Suppl. No. 1 (1988).

4.3 ELECTRON AFFINITY

TABLE 4.4 Electron Affinities of Atoms, Molecules, and Radicals

Electron affinity of an atom (molecule or radical) is defined as the energy difference between the lowest (ground) state of the neutral and the lowest state of the corresponding negative ion in the gas phase.



Data are limited to those negative ions which, by virtue of their positive electron affinity, are stable. Uncertainty in the final data figures is given in parentheses. Calculated values are enclosed in brackets.

Atom	Electron affinity,	
	in eV	in kJ · mol ⁻¹
Aluminum	0.441(10)	42.5(10)
Antimony	1.046(5)	100.9(5)
Arsenic	0.81(3)	78.(3)
Astatine	[2.8(3)]	[270.(30)]
Barium	[0.15]	[14.]
Bismuth	0.946(10)	91.3(10)
Boron	0.277(10)	26.7(10)
Bromine	3.363590(3)	324.5367(3)
Calcium	0.0185(25)	1.78(24)
Carbon	1.2629(3)	121.85(3)
Cesium	0.471626(25)	45.5048(24)
Chlorine	3.61269	348.570
Chromium	0.666(12)	64.3(12)
Cobalt	0.662(3)	63.9(3)
Copper	1.235(5)	119.2(5)
Fluorine	3.401190(4)	328.1638(4)
Francium	[0.46]	[44]
Gallium	0.30(15)	29.(15)
Germanium	1.233(3)	119.0(3)
Gold	2.30863(3)	222.748(3)
Hafnium	[≈0.]	[≈0.]
Hydrogen	0.75195(19)	72.552(18)
Hydrogen- <i>d</i> ₁ deuterium	0.75459(7)	72.807(7)
Indium	0.3(2)	29.(2)
Iodine	3.05904(1)	295.151(1)
Iridium	1.565(8)	151.0(8)
Iron	0.151(3)	14.6(3)
Lanthanum	[0.5(3)]	[48.(30)]
Lead	0.364(8)	35.1(8)
Lithium	0.6180(5)	59.63(5)
Molybdenum	0.748(2)	72.2(2)
Nickel	1.156(10)	111.5(10)
Niobium	0.893(25)	86.2(24)
Osmium	[0.2(1)]	[19.(10)]
Oxygen	1.4611103(7)	140.97523(7)
Palladium	0.562(5)	54.2(5)
Phosphorus	0.7465(3)	72.03(3)
Platinum	2.128(2)	205.3(2)
Polonium	[1.9(3)]	[183.(30)]

TABLE 4.4 Electron Affinities of Atoms, Molecules, and Radicals (*Continued*)

A. Atoms (<i>continued</i>)		
Atom	Electron affinity,	
	in eV	in kJ · mol ⁻¹
Potassium	0.50147(10)	48.384(10)
Rhenium	[0.15(15)]	[14.(14)]
Rubidium	0.48592(2)	46.884(2)
Ruthenium	[1.05(15)]	[101.(14)]
Scandium	0.188(20)	18.1(19)
Selenium	2.020670(25)	194.9643(24)
Silver	1.302(7)	125.6(7)
Sodium	0.547926(25)	52.86666(24)
Strontium	0.048(6)	4.6(6)
Sulfur	2.077104(1)	200.4094(1)
Tantalum	0.322(12)	31.1(12)
Technetium	[0.55(20)]	[53.(19)]
Tellurium	1.9708(3)	190.15(3)
Thallium	0.2(2)	19.(19)
Tin	1.112(4)	107.3(4)
Titanium	0.079(14)	7.6(14)
Tungsten	0.815(2)	78.6(2)
Vanadium	0.525(12)	50.7(12)
Yttrium	0.307(12)	29.6(12)
Zirconium	0.426(14)	41.1(14)
B. Molecules		
Molecule	Electron affinity,	
	in eV	in kJ · mol ⁻¹
BF ₃	2.65	256
BH ₃	0.038(15)	3.7(15)
1,4-Benzoquinone	1.91(10)	184.(10)
Br ₂	2.55(10)	246.(10)
CBrF ₃	0.91(20)	89.(19)
CF ₃ I	1.57(20)	151.(19)
COS	0.46(20)	44.(19)
CS ₂	0.895(20)	86.3(19)
C ₆ F ₆ hexafluorobenzene	0.52(10)	50.(10)
1,2-C ₆ H ₄ (NO ₂) ₂ (also 1,3-)	1.65(10)	159.(10)
1,4-C ₆ H ₄ (NO ₂) ₂	2.00(10)	193.(10)
C ₆ H ₅ Br bromobenzene	1.15(11)	111.(11)
C ₆ H ₅ Cl chlorobenzene	0.82(11)	79.(11)
C ₆ H ₅ I iodobenzene	1.41(11)	136.(11)
C ₆ H ₅ NO ₂ nitrobenzene	1.01(10)	97.(10)
1,4-C ₆ H ₄ (CN)NO ₂	1.72(10)	166.(10)
Cl ₂	2.38(10)	229.(10)
CoH ₂	1.450(14)	139.9(13)
CsCl	0.455(10)	43.9(10)
CuO	1.777(6)	171.5(6)
F ₂	3.08(10)	297.(10)
FeO	1.493(5)	144.1(5)
I ₂	2.55(5)	246.(5)

TABLE 4.4 Electron Affinities of Atoms, Molecules, and Radicals (*Continued*)

B. Molecules (<i>continued</i>)		
Molecule	Electron affinity,	
	in eV	in kJ · mol ⁻¹
I ₂	2.55(10)	246.(10)
IrF ₆	6.5(4)	627.(40)
KBr	0.642(10)	61.9(10)
KCl	0.582(10)	56.1(10)
KI	0.728(10)	70.2(10)
LiCl	0.593(10)	54.3(10)
LiH	0.342(12)	33.0(12)
MoO ₃	2.9(2)	280.(20)
NO	0.026(5)	2.5(5)
NO ₂	2.273(5)	219.3(5)
N ₂ O	0.22(10)	21.(10)
NaBr	0.788(10)	76.0(10)
NaCl	0.727(10)	70.1(10)
NaI	0.865(10)	83.5(10)
NaK	0.465(30)	44.9(30)
O ₂	0.451(7)	43.5(7)
O ₃	2.103(3)	202.9(9)
OsF ₆	6.0(3)	579.(29)
PBr ₃	1.59(15)	153.(14)
PCl ₃	0.82(10)	79.(10)
PF ₅	0.75(15)	72.(14)
POCl ₃	1.41(2)	136.(2)
PbO	0.722(6)	69.7(6)
PtF ₆	7.0(4)	675.(40)
RbCl	0.544(10)	52.5(10)
RuF ₆	7.5(3)	724.(28)
SF ₄	1.5(2)	145.(19)
SF ₆	1.05(10)	101.(10)
SO ₂	1.107(8)	106.8(8)
SeF ₆	2.9(2)	280.(19)
SeO	1.456(20)	140.5(19)
SeO ₂	1.823(50)	175.9(48)
TeF ₆	3.34(17)	322.(16)
TeO	1.695(22)	163.5(21)
UF ₆	5.1(2)	492.(19)
V ₄ O ₁₀	4.2(6)	405.(60)
WO ₃	3.9(2)	376.(19)

C. Radicals		
Radical	Electron affinity,	
	in eV	in kJ · mol ⁻¹
AsH ₂	1.27(3)	123.(3)
CCl ₂	1.591(10)	153.5(10)
CF ₂	0.165(10)	15.9(10)
CH	1.238(8)	119.4(8)
CHBr	1.454(5)	140.3(5)
CHCl	1.210(5)	117.5(5)
CHF	0.542(5)	52.3(5)

TABLE 4.4 Electron Affinities of Atoms, Molecules, and Radicals (*Continued*)

Radical	Electron affinity,	
	in eV	in kJ · mol ⁻¹
CHI	1.42(17)	137.(17)
CHO ₂	3.498(5)	337.5(5)
CH ₂	0.652(6)	62.9(6)
CH ₂ S	0.465(23)	44.9(22)
CH ₂ =SiH	2.010(10)	193.9(10)
CH ₃	0.08(3)	7.7(3)
CH ₃ CH ₂ O ethoxide	1.726(33)	166.5(32)
CH ₃ O	1.570(22)	151.5(21)
CH ₃ S	1.861(4)	179.6(4)
CH ₃ SCH ₂	0.868(51)	83.7(49)
CH ₃ Si	0.852(10)	82.2(10)
CH ₃ SiH ₂	1.19(4)	115.(4)
C ₂ F ₂ difluorovinylidene	2.255(6)	217.6(6)
C ₂ H ₂ vinylidene	0.490(6)	47.3(6)
CH ₂ =CH vinyl	0.667(24)	64.3(23)
C ₂ H ₃ O acetaldehyde enolate	1.82476(12)	176.062(12)
CH ₃ CH ₂ S	1.953(6)	188.4(6)
HC≡C—CH ₂	0.893(25)	86.2(24)
CH ₃ CHCN	1.247(12)	120.3(12)
C ₂ H ₅ O ethoxide	1.726(33)	166.5(31)
C ₂ H ₅ S ethyl sulfide	1.953(6)	188.4(6)
C ₃ H ₃ propargyl radical	0.893(25)	86.2(24)
CH ₃ CH—CN	1.247(12)	120.3(12)
C ₃ H ₅ allyl	0.362(19)	34.9(18)
C ₃ H ₅ O acetone enolate	1.758(19)	169.2(18)
propionaldehyde enolate	1.621(6)	156.4(6)
C ₃ H ₇ O ₂ methyl acetate enolate	1.80(6)	174.(6)
C ₃ H ₇ O propoxide	1.789(33)	172.6(31)
isopropyl oxide	1.839(29)	177.4(28)
C ₃ H ₇ S propyl sulfide	2.00(2)	193.(2)
isopropyl sulfide	2.02(2)	195.(2)
C ₄ H ₇ O cyclobutanone enolate	1.801(8)	173.8(8)
C ₄ H ₇ O butyraldehyde enolate	1.67(5)	161.(5)
C ₄ H ₉ O <i>tert</i> -butoxyl	1.912(54)	184.5(52)
C ₄ H ₉ S butyl sulfide	2.03(2)	196.(2)
<i>tert</i> -butyl sulfide	2.07(2)	200.(2)
C ₅ H ₅ cyclopentadienyl	1.804(7)	174.1(7)
C ₅ H ₇ pentadienyl	0.91(3)	88.(3)
C ₅ H ₇ O cyclopentanone enolate	1.598(7)	154.2(7)
C ₅ H ₉ O 3-pentanone enolate	1.69(5)	163.(5)
C ₅ H ₁₁ S pentyl sulfide	2.09(2)	202.(2)
C ₆ H ₅ phenyl	1.096(6)	105.7(6)
C ₆ H ₅ NH anilide	1.70(3)	164.(3)
C ₆ H ₅ O phenoxyl	2.253(6)	217.4(6)
C ₆ H ₅ S thiophenoxide	≤2.47(6)	≤238.(6)
C ₆ H ₅ CH ₂ benzyl	0.912(6)	88.0(6)
C ₆ H ₅ CH ₂ O benzyl oxide	2.14(2)	206.(2)
C ₆ H ₉ O cyclohexanone enolate	1.526(10)	147.2(10)
H ₂ C=CH—CH=CH—CH=CH—CH ₂ heptatrienyl	1.27(3)	122.(3)
CN	3.862(4)	372.6(4)

TABLE 4.4 Electron Affinities of Atoms, Molecules, and Radicals (*Continued*)

Radical	Electron affinity,	
	in eV	in kJ · mol ⁻¹
CNCH ₂ cyanomethyl	1.543(14)	148.9(14)
CO ₃	2.69(14)	259.(14)
CS	0.205(21)	19.8(20)
ClO	2.275(6)	219.5(6)
HCO	0.313(5)	30.2(5)
HNO	0.338(15)	32.6(14)
HO ₂	1.078(17)	104.0(6)
FO	2.272(6)	219.2(6)
N ₃	2.70(12)	260.(12)
NCO	3.609(5)	348.2(5)
NCS	3.537(5)	341.3(5)
NH	0.370(4)	35.7(4)
NO ₃	3.937(14)	379.9(14)
NS	1.194(11)	115.2(11)
O ₂ Aryl	0.52(2)	50.(2)
OCIO	2.140(8)	206.5(8)
OH	1.82767(2)	176.343(2)
OIO	2.577(8)	248.6(8)
PH	1.028(10)	99.2(10)
PH ₂	1.27(1)	123.(1)
PO	1.092(10)	105.4(10)
PO ₂	3.42(1)	330.(1)
SF	2.285(6)	220.5(6)
SH	2.314344(4)	223.300(4)
SO	1.125(5)	108.5(5)
SeH	2.21252(3)	213.475(3)
SiF ₃	≤ 2.95(10)	285.(10)
SiH	1.277(9)	123.2(9)
SiH ₂	1.124(20)	108.4(19)
SiH ₃	1.406(14)	106.7(14)

Source: H. Hotop and W. C. Lineberger, *J. Phys. Chem. Reference Data* **14**:731 (1985).

4.4 ELECTRONEGATIVITY

Electronegativity χ is the relative attraction of an atom for the valence electrons in a covalent bond. It is proportional to the effective nuclear charge and inversely proportional to the covalent radius:

$$\chi = \frac{0.31(n + 1 \pm c)}{r} + 0.50$$

where n is the number of valence electrons, c is any formal valence charge on the atom and the sign before it corresponds to the sign of this charge, and r is the covalent radius. Originally the element fluorine, whose atoms have the greatest attraction for electrons, was given an arbitrary electronegativity of 4.0. A revision of Pauling's values based on newer data assigns 3.90 to fluorine. Values in Table 4.5 refer to the common oxidation states of the elements.

TABLE 4.5 Electronegativities of the Elements

H																	
2.20																	
Li	Be										B	C	N	O	F		
0.98	1.57										2.04	2.55	3.04	3.44	3.90		
Na		Mg										Al	Si	P	S	Cl	
0.93		1.31										1.61	1.90	2.19	2.58	3.16	
K	Ca	Sc	Ti	V	Cr	Mn	Fe	Co	Ni	Cu	Zn	Ga	Ge	As	Se	Br	
0.82	1.00	1.36	1.54	1.63	1.66	1.55	1.83	1.88	1.91	1.90	1.65	1.81	2.01	2.18	2.55	2.96	
Rb	Sr	Y	Zr	Nb	Mo	Tc	Ru	Rh	Pd	Ag	Cd	In	Sn	Sb	Te	I	
0.82	0.95	1.22	1.33	1.6	2.16	2.10	2.2	2.28	2.20	1.93	1.69	1.78	1.96	2.05	2.1	2.66	
Cs	Ba	La	Hf	Ta	W	Re	Os	Ir	Pt	Au	Hg	Tl	Pb	Bi	Po	At	
0.79	0.89	1.10	1.3	1.5	1.7	1.9	2.2	2.2	2.2	2.4	1.9	1.8	1.8	1.9	2.0	2.2	
Fr		Ra		Ac													
0.7		0.9		1.1													
<i>Lanthanides</i>			Ce	Pr	Nd	Sm	Gd	Dy	Ho	Er	Tm	Lu					
			1.12	1.13	1.14	1.17	1.20	1.22	1.23	1.24	1.25	1.0					
<i>Actinides</i>			Th	Pa	U	Np	Pu	Am	Cm	Bk	Cf	Es	Fm	Md	No		
			1.3	1.5	1.7	1.3	1.3	1.3	1.3	1.3	1.3	1.3	1.3	1.3	1.3		

Source: L. Pauling, *The Chemical Bond*, Cornell University Press, Ithaca, New York, 1967; L. C. Allen, *J. Am. Chem. Soc.* **111**:9003 (1989); A. L. Allred, *J. Inorg. Nucl. Chem.* **17**:215 (1961).

The greater the difference in electronegativity, the greater is the ionic character of the bond. The amount of ionic character I is given by:

$$I = 0.46 | \chi_A - \chi_B | + 0.035(\chi_A - \chi_B)^2$$

The bond is fully covalent when $(\chi_A - \chi_B) < 0.5$ (and $I < 6\%$).

4.5 BOND LENGTHS AND STRENGTHS

4.5.1 Atom Radius

The *atom radius* of an element is the shortest distance between like atoms. It is the distance of the centers of the atoms from one another in metallic crystals and for these materials the atom radius is often called the metal radius. Except for the lanthanides (CN = 6), CN = 12 for the elements. The atom radii listed in Table 4.6 are taken mostly from A. Kelly and G. W. Groves, *Crystallography and Crystal Defects*, Addison-Wesley, Reading, Mass., 1970.

TABLE 4.6 Atom Radii and Effective Ionic Radii of Elements

Element	Atom radius, pm	Effective ionic radii, pm				
		Ion charge	Coordination number			
			4	6	8	12
Actinium	187.8	3+		111		
Aluminum	143.1	3+	39	53.5		
Americium	173	2+			126	
		3+		97.5	109	
		4+		89	95	
		5+		86		
		6+		80		
Antimony	145	3-		245		
		1+		89		
		3+	76	76		
		5+		60		
Arsenic	124.8	3-		222		
		3+		58		
		5+	33.5	46		
Astatine		1-		227		
		5+		57		
		7+		62		
Barium	217.3	2+		136	142	160
Berkelium		2+		118		
		3+		98		
		4+		87	93	
Beryllium	111.3	1-	195			
		2+	27	45		
Bismuth	154.7	3-		213		
		3+		103	111	
		5+		76		
Boron	86	1+	35			
		3+	11	27		
Bromine		1-		196		
		3+	59			
		5+	31*	47		
		7+		25		
Cadmium	148.9	2+	78	95	110	131
Calcium	197	2+		100	112	135
Californium	186(2)	2+		117		
		3+		95		
		4+		82.1		
Carbon		4-	260			
		4+	15	16		
Cerium	181.8	3+		102	114.3	134
		4+		87	97	114
Cesium	265	1+		167	174	188
Chlorine		1-		181		
		5+	34			
		7+	8	27		
Chromium	128	1+	81			
		2+		73 LS		
				80 HS		
		3+		61.5		

* CN = 3

TABLE 4.6 Atom Radii and Effective Ionic Radii of Elements (*Continued*)

Element	Atom radius, pm	Effective ionic radii, pm				
		Ion charge	Coordination number			
			4	6	8	12
Chromium <i>(continued)</i>		4+	41	55		
		5+	34.5	49	57	
		6+	26	44		
Cobalt	125	2+	38	65 LS 74.5 HS	90	
		3+		54.5 LS 61 HS		
			4+	40	53 HS	
Copper	128	1+	60	77		
		2+	57	73		
		3+		54 LS		
Curium	174	3+		97		
		4+		85	95	
Dysprosium	178.1	2+		107	119	
		3+		91.2	102.7	
Einsteinium	186(2)	3+		98		
Erbium	176.1	3+		89.0	100.4	
Europium	208.4	2+		117	125	135
		3+		94.7	106.6	
Fluorine	71.7	1-	131	133		
		7+		8		
Francium	270	1+		180		
Gadolinium	180.4	3+		93.8	105.3	
Gallium	135	2+		120		
		3+	47	62.0		
		4+	39.0	53.0		
Germanium	128	2+		73		
		3+		68		
Gold	144	1+		137		
		3+	68	85		
Hafnium	159	4+	58	71	83	
Holmium	176.2	3+		90.1	101.5*	112
		1-		154		
Hydrogen		1+		140		
		3+	62	80.0	92	
Iodine		1-		220		
		5+		95		
		7+	42	53		
Iridium	135.5	3+		68		
		4+		62.5		
		5+		57		
Iron	126	2+		61 LS 78 HS	92 HS	
		3+	63 HS	55 LS 64.5 HS	78 HS	
			49 HS	58.5		
		4+		58.5		
Lanthanum	183	6+	25			
		3+		103.2	116.0	136

* CN = 10

TABLE 4.6 Atom Radii and Effective Ionic Radii of Elements (*Continued*)

Element	Atom radius, pm	Effective ionic radii, pm				
		Ion charge	Coordination number			
			4	6	8	12
Lead	175	2+	98	119	129	149
		4+		78	94	
Lithium	152	1+	59	76		
Lutetium	173.8	3+		86.1	97.7	
Magnesium	160	2+	57	72.0	89	
Manganese	127	2+	66 HS	67 LS	96	
				83 HS		
		3+		58 LS		
				64.5 HS		
		4+	39	53		
		5+	33			
		6+	25.5			
Mercury	151	1+	111*	46		
		2+	96	119	114	
				102		
Molybdenum	139	3+		69		
		4+		65.0		
		5+	46	61		
		6+	41	59	73†	
					129	
Neodymium	181.4	2+			110.9	127
			98.3			
Neptunium	155	2+		110		
		3+		101		
		4+		87	98	
Nickel	124	5+		75		
		6+		72		
		7+		71		
		2+	55	69.0		
		3+		56 LS		
Niobium	146	4+		60 HS		
		3+		48 LS		
		4+		72		
Nitrogen		5+	48	68	79	
		3-	146	64	74	
		1+	25			
Nobelium	135	3+		16		
		5+		13		
		2+		110		
		4+		63.0		
		5+		57.5		
Osmium		6+		54.5		
		7+		52.5		
		8+	39			
Oxygen		2-	138	140	142	
Palladium	137	2+	64	86		
		3+		76		
		4+		61.5		

* CN = 3

† CN = 7

TABLE 4.6 Atom Radii and Effective Ionic Radii of Elements (*Continued*)

Element	Atom radius, pm	Effective ionic radii, pm				
		Ion charge	Coordination number			
			4	6	8	12
Phosphorus	108	3-		212		
		3+		44		
		5+	17	38		
Platinum	138.5	2+		80		
		4+		62.5		
		5+		57		
Plutonium	159	3+		100		
		4+		86	96	
		5+		74		
Polonium	164	6+		71		
		2-		(230)		
		4+		94	108	
Potassium	232	6+		67		
		1+	137	138	151	
		3+		99	112.6	
Praseodymium	182.4	4+		85	96	
		3+		97	109.3	
		3+		104		
Promethium	183.4	4+		90	101	
		5+		78	91	
		2+			148	
Protoactinium	163	4+		90		
		5+		78		
		2+			148	
Radium	(220)	2+			170	
Rhenium	137	4+		63		
		5+		58		
		6+		55		
Rhodium	134	7+	38	53		
		3+		66.5		
		4+		60		
Rubidium	248	5+		55		
		1+		152	161	
		3+		68		
Ruthenium	134	4+		62.0		
		5+		56.5		
		7+	38			
Samarium	180.4	8+	36			
		2+			127	
		3+		95.8	107.9	
Scandium	162	3+		74.5	87.0	
Selenium	116	2-		198		
		4+		50		
		6+		42		
Silicon	118	4+	26	40.0		
Silver	144	1+	100	115	130	
		2+		79		
		3+		67	75	
Sodium	186	1+	99	102	118	
Strontium	215	2+		118	126	
Sulfur	106	2-		184		
		4+		37		
		6+	12	29		
Tantalum	146	3+		72		

TABLE 4.6 Atom Radii and Effective Ionic Radii of Elements (*Continued*)

Element	Atom radius, pm	Effective ionic radii, pm				
		Ion charge	Coordination number			
			4	6	8	12
Tantalum (<i>continued</i>)		4+		68		
Technetium	136	5+		64	74	
		4+		64.5		
		5+		60		
		7+	37	56		
Tellurium	142	2-		221		
		4+	66	97		
		6+	43	56		
Terbium	177.3	3+		92.3	104.0	
		4+		76	88	
Thallium	170	1+		150	159	170
		3+	75	88.5	98	
Thorium	179	4+		94	105	121
Thullium	175.9	2+		103		
		3+		88.0	99.4	105*
Tin	151	2+		118		
		4+	55	69.0	81	
Titanium	147	2+		86		
		3+		67.0		
		4+	42	60.5	74	
Tungsten	139	4+		66		
		5+		62		
		6+	42	60		
Uranium	156	3+		102.5		
		4+		89	100	117
		5+		76		
		6+	52	73	86	
Vanadium	134	2+		79		
		3+		64.0		
		4+		58	72	
		5+	35.5	54		
Xenon		8+	40	48		
Ytterbium	193.3	2+		102	114	
		3+		86.8	98.5	104*
Yttrium	180	3+		90.0	101.9	108*
Zinc	134	2+	60	74.0	90	
Zirconium	160	4+	59	72	84	89*

* CN = 11

4.5.2 Ionic Radii

One of the major factors in determining the structures of the substances that can be thought of as made up of cations and anions packed together is ionic size. It is obvious from the nature of wave functions that no ion has a precisely defined radius. However, with the insight afforded by electron

density maps and with a large base of data, new efforts to establish tables of ionic radii have been made, the most successful being those of Shannon and Prewitt. Pertinent references: R. D. Shannon and C. T. Prewitt, *Acta Crystallographica* **B25**:925 (1969); **B26**:1046 (1970) and R. D. Shannon, *Acta Crystallographica* **A32**:751 (1976).

Shannon and Prewitt base their *effective ionic radii* on the assumption that the ionic radius of O^{2-} (CN 6) is 140 pm and that of F^- (CN 6) is 133 pm. Also taken into consideration is the coordination number (CN) and electronic spin state (HS and LS, high spin and low spin) of first-row transition metal ions. These radii are empirical and include effects of covalence in specific metal-oxygen or metal-fluorine bonds. Older "crystal ionic radii" were based on the radius of F^- (CN 6) equal to 119 pm; these radii are 14–18 percent larger than the effective ionic radii.

4.5.3 Covalent Radii

Covalent radii (Table 4.7) are the distance between two kinds of atoms connected by a covalent bond of a given type (single, double, etc.).

TABLE 4.7 Covalent Radii for Atoms

Element	Single-bond radius, pm*	Double-bond radius, pm	Triple-bond radius, pm
Aluminum	126		
Antimony	141	131	
Arsenic	121	111	
Beryllium	106		
Boron	88		
Bromine	114	104	
Cadmium	148		
Carbon	77.2	66.7	60.3
Chlorine	99	89	
Copper	135		
Fluorine	64	54	
Gallium	126		
Germanium	122	112	
Hydrogen	30		
Indium	144		
Iodine	133	123	
Magnesium	140		
Mercury	148		
Nitrogen	70	60	55
Oxygen	66	55	
Phosphorus	110	100	93
Silicon	117	107	100
Selenium	117	107	
Silver	152		
Sulfur	104	94	87
Tellurium	137	127	
Tin	140	130	
Zinc	131		

* Single-bond radii are for a tetrahedral (CN = 4) structure.

TABLE 4.8 Octahedral Covalent Radii for CN = 6

Atom	Octahedral covalent radius, pm	Atom	Octahedral covalent radius, pm
Cobalt(II)	132	Nickel(III)	130
Cobalt(III)	122	Nickel(IV)	121
Gold(IV)	140	Osmium(II)	133
Iridium(III)	132	Palladium(IV)	131
Iron(II)	123	Platinum(IV)	131
Iron(IV)	120	Rhodium(III)	132
Nickel(II)	139	Ruthenium(II)	133

TABLE 4.9 Bond Lengths between Carbon and Other Elements

Bond type	Bond length, pm			
Carbon-carbon				
Single bond				
Paraffinic: —C—C—	154.1(3)			
In presence of —C=C— or of aromatic ring	153(1)			
In presence of —C=O bond	151.6(5)			
In presence of two carbon-oxygen bonds	149(1)			
In presence of two carbon-carbon double bonds	142.6(5)			
Aryl- C=O	147(2)			
In presence of one carbon-carbon triple bond: $\text{—C—C}\equiv\text{C—}$	146.0(3)			
In presence of one carbon-nitrogen triple bond: $\text{—C—C}\equiv\text{N}$	146.6(5)			
In compounds with tendency to dipole formation, e.g., C=C—C=O	144(1)			
In aromatic compounds	139.5(3)			
In presence of carbon-carbon double and triple bonds: $\text{—C=C—C}\equiv\text{C—}$	142.6(5)			
In presence of two carbon-carbon triple bonds: $\text{—C}\equiv\text{C—C}\equiv\text{C—}$	137.3(4)			
Double bond				
Single: —C=C—	133.7(6)			
Conjugated with a carbon-carbon double bond: —C=C—C=C—	133.6(5)			
Conjugated with a carbon-oxygen double bond: —C=C—C=O	136(1)			
Cumulative: —C=C=C— or —C=C=O	130.9(5)			
Triple bond				
Simple: $\text{—C}\equiv\text{C—}$	120.4(2)			
Conjugated: $\text{—C}\equiv\text{C—C=C—}$, $\text{—C}\equiv\text{C—C=O}$, or $\text{—C}\equiv\text{C—aryl}$	120.6(4)			
Bond type	Bond length, pm			
Carbon-halogen				
	Fluorine	Chlorine	Bromine	Iodine
Paraffinic: R—X	137.9(5)	176.7(2)	193.8(5)	213.9(1)
Olenfinic: —C=C—X	133.3(5)	171.9(5)	189(1)	209.2(5)
Aromatic: Ar—X	132.8(5)	170(1)	185(1)	205(1)
Acetylenic: $\text{—C}\equiv\text{C—X}$	(127)	163.5(5)	179.5(10)	199(2)

TABLE 4.9 Bond Lengths between Carbon and Other Elements (*Continued*)

Bond type	Bond length, pm
Carbon-hydrogen	
Paraffinic	
In methane (in CD ₄ , 109.2)	109.4
In monosubstituted carbon: H—C—Y	109.6(5)
In disubstituted carbon: $\begin{array}{c} \text{X} \\ \\ \text{H}-\text{C}- \\ \\ \text{Y} \end{array}$	107.3(5)
In trisubstituted carbon: $\begin{array}{c} \text{X} \\ \\ \text{H}-\text{C}-\text{Y} \\ \\ \text{Z} \end{array}$	107.0(7)
Olefinic	
Simple: H—C=C—	108.3(5)
Cumulative carbon-carbon double bonds: H—C=C=C—	107(1)
Cumulative carbon-carbon-oxygen double bonds: H—C—C=C=O	108(1)
Aromatic	108.4(5)
Acetylenic (in C ₂ H ₂ , 105.9)	105.5(5)
In small rings	108.1(5)
In presence of a carbon triple bond: H—C≡C—	111.5(4)
Carbon-nitrogen	
Single bond	
Paraffinic:	
3-covalent nitrogen: RNH ₂ , R ₂ NH, R ₃ N	147.2(5)
4-covalent nitrogen: RNH ₃ ⁺ , R ₃ N-BX ₃	147.9(5)
In —C—N=	147.5(10)
In aromatic compounds	143(1)
In conjugated heterocyclic systems (partial double bond)	135.3(5)
In —N—C=O (partial double bond)	132.2(5)
Double bond: —C=N—	132
Triple bond (in CN radical, 117.74): —C≡N	115.7(5)
Carbon-oxygen	
Single bond	
Paraffinic and saturated heterocyclic: —C—O—	142.6(5)
Strained, as in epoxides: $\begin{array}{c} \text{—C—C—} \\ \diagdown \quad / \\ \text{O} \end{array}$	143.5(5)
In aromatic compounds, as Ar-OH	136(1)
Longer bond in carboxylic acids and esters (HCOOH, 131.2)	135.8(5)
In conjugated heterocyclics, as furan	137.1(16)
Double bond	
In CO ⁺	111.5
In CO	112.8
In CO ₂ ⁺	117.7
In HCO	119.8(8)
In carbonyls	114.5(10)
In aldehydes and ketones	121.5(5)

TABLE 4.9 Bond Lengths between Carbon and Other Elements (*Continued*)

Bond type		Bond length, pm	
Carbon-oxygen (<i>continued</i>)			
In acyl halides: R—CO—X		117.1(4)	
Shorter bond in carboxylic acids and esters		123.3(5)	
In zwitterion forms		126(1)	
In O=C=		116.0(1)	
In isocyanates: RN=C=O		117(1)	
In conjugated systems, as in partial triple bond: O=C—C≡C		121.5(5)	
In 1,4-quinones		115(2)	
In metal acetylacetonates		128(2)	
In calcite: CaCO ₃		129(1)	
Carbon-selenium			
Single bond			
Paraffinic: —C—Se—		198(2)	
In presence of fluorine, as in perfluorocompounds: —CF—Se—		195(2)	
Double bond			
In Se=C=, as SeCS and SeCO		170.9(3)	
In CSe radical		167	
Carbon-silicon			
Alkyl substituent: H ₃ C—Si or H ₂ C—Si		187.0(5)	
Aryl substituent: aryl—Si		184.3(5)	
Electronegative substituent: R—Si—X		185.4(5)	
Carbon-sulfur			
Single bond			
Paraffinic: —C—S—		181.7(5)	
In presence of fluorine, as in perfluoro compounds: —CF—S—		183.5(1)	
In heterocyclic systems: partial double bonds		171.8(5)	
Double bonds			
In S=C; thiophene, S=CR ₂		171(1)	
In sulfoxides and sulfones		180(1)	
In presence of second carbon-carbon double bond: S=C—C=C—		155.5(1)	
In SC radical [in CS ₂ ⁺ , 155.4(5)]		153.49(2)	
Bond type	Bond length, pm	Bond type	Bond length, pm
Other elements and carbon			
C-Al	224(4)	C-Cr	192(4)
C-As	198(1)	C-Fe	184(2)
C-B	156(1)	C-Ge	
C-Be	193	Alkyl	193(3)
C-Bi	230	Aryl	194.5(5)
C-Co	183(2)		

TABLE 4.9 Bond Lengths between Carbon and Other Elements (*Continued*)

Bond type	Bond length, pm	Bond type	Bond length, pm
<i>Other elements and carbon (continued)</i>			
C-Hg	207(1)	C-Sn	
in Hg(CN) ₂	199(2)	Alkyl	214.3(5)
C-In	216(4)	Electronegative substituent	218(2)
C-Mo	208(4)	C-Te	190.4
C-Ni	210.7(5)	C-Tl	270.5(5)
C-Pb (alkyl)	230(1)	C-W	206
C-Pd	227(4)		
C-Sb (paraffinic)	220.2(16)		

TABLE 4.10 Bond Lengths between Elements Other than Carbon

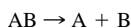
Elements	Bond type	Bond length, pm	Elements	Bond type	Bond length, pm
Boron			Nitrogen		
B-B	B ₂ H ₆	177(1)	N-Cl	NO ₂ Cl	179(2)
B-Br	BBr ₃	187(2)	N-F	NF ₃	136(2)
B-Cl	BCl ₃	172(1)	N-H	NH ₄ ⁺	103.4(3)
B-F	BF ₃ , R ₂ BF	129(1)		NH ₃ , RNH ₂	101.2
B-H	Boranes	121(2)		H ₂ NNH ₂	103.8
	Bridge	139(2)		R—CO—NH ₂	99(3)
B-N	Borazoles	142(1)		HN=C=S	101.3(5)
B-O	B(OH) ₃ , (RO) ₃ B	136(5)	N-D	ND (N ² H)	104.1
Hydrogen			N-N	HN ₃	102(1)
H-Al	AlH	164.6		R ₂ NNH ₂	145.1(5)
H-As	AsH ₃	151.9		N ₂ O	112.6(2)
H-Be	BeH	134.3		N ₂ ⁺	111.6
H-Br	HBr	140.8	N-O	NO ₂ Cl	124(1)
H-Ca	CaH	200.2		RO—NO ₂	136(2)
H-Cl	HCl	127.4		NO ₂	118.8(5)
H-F	HF	91.7	N=O	N ₂ O	118.6(2)
H-Ge	GeH ₄	153		RNO ₂	122(1)
H-I	HI	160.9		NO ⁺	106.19
H-K	KH	224.4	N-Si	SiN	157.2
H-Li	LiH	159.5	Oxygen		
H-Mg	MgH	173.1	O-H	H ₂ O	95.8
H-Na	NaH	188.7		ROH	97(1)
H-Sb	H ₃ Sb	170.7		OH ⁺	102.89
H-Se	H ₂ Se	146.0		HOOH	96.0(5)
H-Sn	SnH ₄	170.1		D ₂ O (² H ₂ O)	95.75
D-Br	DBr (² HBr)	141.44		OD	96.99
D-Cl	DCl	127.46	O-O	HO—OH	148(1)
D-I	DI	161.65		O ₂ ⁺	122.7
T-Br	TBr (³ HBr)	141.44		O ₂ ⁻	126(2)
T-Cl	TCl	127.40		O ₂ ²⁻	149(2)

TABLE 4.10 Bond Lengths between Elements Other than Carbon (*Continued*)

Elements	Bond type	Bond length, pm	Elements	Bond type	Bond length, pm
Oxygen (<i>continued</i>)			Silicon		
	O ₃	127.8(5)	Si-Br	SiBr ₄ , R ₃ SiBr	216(1)
O-Al	AlO	161.8	Si-Cl	SiCl ₄ , R ₃ SiCl	201.9(5)
O-As	As ₂ O ₆ bridges	179	Si-F	SiF ₄ , R ₃ SiF	156.1(3)
O-Ba	BaO	190.0		SiF ₆	158
O-Cl	ClO ₂	148.4	Si-H	SiH ₄	148.0(5)
	OCl ₂	168		R ₃ SiH	147.6(5)
O-Mg	MgO	174.9	Si-I	SiI ₄	234
O-Os	OsO ₄	166		R ₃ SiI	246(2)
O-Pb	PbO	193.4	Si-O	R ₃ SiOR	153.3(5)
			Si-Si	H ₃ SiSiH ₃	230(2)
Phosphorus			Sulfur		
P-Br	PBr ₃	223(1)	S-Br	SOBr ₂	227(2)
P-Cl	PCl ₃	200(2)	S-Cl	S ₂ Cl ₂	158.5(5)
P-F	PFCl ₂	155(3)	S-F	SOF ₂	158.5(5)
P-H	PH ₃ , PH ₄ ⁺	142.4(5)	S-H	H ₂ S	133.3
P-I	PI ₃	252(1)		RSH	132.9(5)
P-N	Single bond	149.1		D ₂ S	134.5
P-O	Single bond	144.7	S-O	SO ₂	143.21
	<i>p</i> ³ bonding	167		SOCl ₂	145(2)
	<i>sp</i> ³ bonding	154(4)	S-S	RSSR	205(1)
P-S	<i>p</i> ³ bonding	212(5)			
	<i>sp</i> ³ bonding	208(2)			
	In rings	220(3)			
P-C	Single bond	156.2			
	<i>p</i> ³ bonding	187(2)			

TABLE 4.11 Bond Dissociation Energies

The bond dissociation energy (enthalpy change) for a bond A—B which is broken through the reaction



is defined as the standard-state enthalpy change for the reaction at a specified temperature, here at 298 K. That is,

$$\Delta H_{298}^f = \Delta H_{298}^f(A) + \Delta H_{298}^f(B) - \Delta H_{298}^f(AB)$$

All values refer to the gaseous state and are given at 298 K. Values of 0 K are obtained by subtracting $\frac{3}{2}RT$ from the value at 298 K.

To convert the tabulated values to kcal/mol, divide by 4.184.

Bond	ΔH_{298}^f , kJ/mol	Bond	ΔH_{298}^f , kJ/mol
Aluminum		Antimony (<i>continued</i>)	
Al—Al	186(9)	Sb—O	372(84)
Al—As	180	Sb—P	357
Al—Au	326(6)	Sb—S	379
Al—Br	439(8)	Sb—Te	277.4(38)
Al—C	255	Arsenic	
Al—Cl	494(13)	As—As	382(11)
AlCl—Cl	402(8)	As—Cl	448
AlCl ₂ —Cl	372(8)	As—Ga	209.6(12)
AlO—Cl	515(84)	As—H	272(12)
Al—Cu	216(10)	As—N	582(126)
Al—D	291	As—O	481(8)
Al—F	664(6)	As—P	534(13)
AlF—F	546(42)	As—S	(478)
AlF ₂ —F	544(46)	As—Se	96
AlO—F	761(42)	As—Te	198(15)
Al—H	285(6)	Astatine	
Al—I	368(4)	At—At	(115.9)
Al—Li	176(15)	Barium	
Al—N	297(96)	Ba—Br	370(8)
Al—O	512(4)	Ba—Cl	444(13)
AlCl—O	540(41)	Ba—F	487(7)
AlF—O	582	Ba—I	>431(4)
Al—P	213(13)	Ba—O	563(42)
Al—Pd	259(12)	Ba—OH	477(42)
Al—S	374(8)	Ba—S	400(19)
Al—Se	334(10)	Beryllium	
Al—Si	251(3)	Be—Be	59
Al—Te	268(10)	Be—Br	381(84)
Al—U	326(29)	Be—Cl	388(9)
Antimony			
Sb—Sb	299(6)		
Sb—Br	314(59)		
Sb—Cl	360(50)		
Sb—F	439(96)		
Sb—N	301(50)		

TABLE 4.11 Bond Dissociation Energies (*Continued*)

Bond	ΔH_{298}° , kJ/mol	Bond	ΔH_{298}° , kJ/mol
Beryllium (<i>continued</i>)		Bromine	
Be—Cl—Cl	540(63)	Br—Br	193.870(4)
Be—F	577(42)	Br—C	280(21)
Be—H	226(21)	Br—CH ₃	284(8)
Be—O	448(21)	Br—CH ₂ Br	255(13)
Be—S	372(59)	Br—CHBr ₂	259(17)
Bismuth		Br—CBr ₃	209(13)
Bi—Bi	197(4)	Br—CCl ₃	218(13)
Bi—Br	267(4)	Br—CF ₃	285(13)
Bi—Cl	305(8)	Br—CF ₂ CF ₃	287.4(63)
Bi—D	284	Br—CF ₂ CF ₂ CF ₃	278.2(63)
Bi—F	259(29)	Br—CHF ₂	289
Bi—Ga	159(17)	Br—Cl	218.84(4)
Bi—H	279	Br—CN	381
Bi—O	343(6)	Br—CO—C ₆ H ₅	268
Bi—P	280(13)	Br—F	233.8(2)
Bi—Pb	142(15)	Br—N	276(21)
Bi—S	316(5)	Br—NF ₂	222
Bi—Sb	251(4)	Br—NO	120.1(63)
Bi—Se	280(6)	Br—O	235.1(4)
Bi—Te	232(11)	Cadmium	
Bi—Tl	121(13)	Cd—Cd	11.3(8)
Boron		Cd—Br	159(96)
B—B	297(21)	Cd—Cl	206.7(34)
H ₃ B—BH ₃	146	Cd—F	305(21)
OB—BO	506(84)	Cd—H	69.0(4)
B—Br	435(21)	Cd—I	138(21)
B—C	448(29)	Cd—In	138
B—Cl	536(29)	Cd—O	142(42)
BO—Cl	460(42)	Cd—S	196
B—D	341(6)	Cd—Se	310
B—F	766(13)	Calcium	
BF—F	523(63)	Ca—Ca	14.98(46)
BF ₂ —F	557(84)	Ca—Br	321(23)
B—H	330(4)	Ca—Cl	398(13)
B—I	384(21)	Ca—F	527(21)
B—N	389(21)	Ca—H	167.8
B—O	806(5)	Ca—I	285(63)
BCl—O	715(41)	Ca—O	464(84)
B—P	347(17)	Ca—S	314(19)
B—S	581(9)	Carbon	
B—Se	462(15)	C—C	607(21)
B—Si	289(29)	H ₃ C—CH ₃	368
B—Te	354(20)		

TABLE 4.11 Bond Dissociation Energies (*Continued*)

Bond	$\Delta H_f^{\circ}_{298}$, kJ/mol	Bond	$\Delta H_f^{\circ}_{298}$, kJ/mol
Carbon (<i>continued</i>)		Carbon (<i>continued</i>)	
(CH ₃) ₂ C—CH ₃	335	CF ₃ —(N=NCF ₃)	231.0
(CH ₃) ₂ C—C(CH ₃) ₂	282.4	H ₂ C=NH	644(21)
CH ₃ —C ₆ H ₅	389	HC≡N	937
CH ₃ —CH ₂ C ₆ H ₅	301	CH ₃ —NO	174.9(38)
(CH ₃) ₃ C—C(C ₆ H ₅) ₃	63	C ₂ H ₅ —NO	175.7(54)
CH ₃ —allyl	301	C ₃ H ₇ —NO	167.8(75)
CH ₃ —vinyl	121	(CH ₃) ₂ CH—NO	171.5(54)
CH ₃ —C≡CH	490	<i>n</i> -C ₄ H ₉ —NO	215.5(42)
CH ₂ =CH—CH=CH ₂	418	C ₆ H ₅ —NO	215.5(42)
HC≡C—C≡CH	628	Cl ₃ C—NO	134
H ₂ C=CH ₂	682	F ₃ C—NO	130
HC≡CH	962	C ₆ F ₅ —NO	211.3(42)
CH ₃ —CN	506(21)	NC—NO	121(13)
CH ₃ —CH ₂ CN	305(8)	CH ₃ —NO ₂	247(13)
CH ₃ —CH(CH ₃)CN	331(8)	C ₂ H ₅ —NO ₂	259
CH ₃ —C(C ₆ H ₅)CN(CH ₃)	251	C—O	1076.5(4)
CH ₃ CH ₂ —CH ₂ CN	321.8(71)	CH ₃ —OCH ₃	335
NC—CN	603(21)	CH ₃ —OC ₆ H ₅	381
C ₆ H ₅ —C ₆ H ₅	418	CH ₃ —OCH ₂ C ₆ H ₅	280
CH ₃ —CF ₃	423.4(46)	C ₂ H ₅ —OC ₆ H ₅	213
CH ₂ F—CH ₂ F	368(8)	C ₆ H ₅ CH ₂ —OCOCH ₃	285
CF ₃ —CF ₃	406(13)	C ₆ H ₅ CH ₂ —OCOC ₆ H ₅	289
CF ₂ =CF ₂	318(13)	CH ₃ CO—OCH ₃	406
CF ₃ —CN	501	CH ₃ —OSOCH ₃	280
CH ₃ —CHO	314	CH ₂ =CHCH ₂ —OSOCH ₃	209
CH ₃ —CO	342.7	C ₆ H ₅ CH ₂ —OSOCH ₃	222
CH ₃ CO—CF ₃	308.8	C=O	749
CH ₃ CO—COCH ₃	280(8)	H ₂ C=O	732
C ₆ H ₅ CO—COC ₆ H ₅	277.8	OC=O	532.2(4)
Aryl—CH ₂ COCH ₂ —aryl	273.6	SC=O	628
C ₆ H ₅ CH ₂ —COOH	284.9	C≡O	1075
(C ₆ H ₅ CH ₂) ₂ CH—COOH	248.5	C—P	513(8)
C—Cl	397(29)	C—S	699(8)
C—F	536(21)	CH ₃ —SH	305(13)
C—H	337.2(8)	CH ₃ —SC ₆ H ₅	285(8)
C—I	209(21)	CH ₃ —SCH ₂ C ₆ H ₅	247(8)
C—N	770(4)	OC—S	310.4
CF ₃ —NF ₂	272(13)	C—Se	582(96)
CH ₃ —NH ₂	331(13)		
C ₆ H ₅ CH ₂ —NH ₂	301(4)	Cerium	
CH ₃ —NHC ₆ H ₅	285	Ce—Ce	243(21)
CH ₃ —N(CH ₃)C ₆ H ₅	272	Ce—F	582(42)
C ₆ H ₅ CH ₂ —NHCH ₃	289(4)	Ce—N	519(21)
C ₆ H ₅ CH ₂ —N(CH ₃) ₂	255(4)	Ce—O	795(13)
CH ₃ —(N=NCH ₃)	219.7	Ce—S	573(13)
C ₂ H ₅ —(N=NC ₂ H ₅)	209.2	Ce—Se	495(15)
(CH ₃) ₃ C—N=NC(CH ₃) ₃	182.0	Ce—Te	389(42)
Aryl—CH ₂ N=NCH ₂ —aryl	157		

TABLE 4.11 Bond Dissociation Energies (*Continued*)

Bond	$\Delta H_f^{\circ}_{298}$, kJ/mol	Bond	$\Delta H_f^{\circ}_{298}$, kJ/mol
Cesium		Chromium (<i>continued</i>)	
Cs—Cs	41.75(93)	Cr—Cu	155(21)
Cs—Br	397.5(42)	Cr—F	437(20)
Cs—Cl	439(21)	Cr—Ge	170(29)
Cs—F	514(8)	Cr—H	280(50)
Cs—H	178.1(38)	Cr—I	287(24)
Cs—I	339(4)	Cr—N	378(19)
Cs—O	297(25)	Cr—O	427(29)
Cs—OH	385(13)	OCr—O	531(63)
		O ₂ Cr—O	477(84)
		Cr—S	339(21)
Chlorine		Cobalt	
Cl—Cl	242.580(16)	Co—Co	167(25)
Cl—C	338(42)	Co—Br	331(42)
Cl—CH ₃	339(21)	Co—Cl	398(8)
Cl—CH ₃ ⁺	213	Co—Cu	162(17)
Cl—C(CH ₃) ₃	328.4	Co—F	435(63)
Cl—CH ₂ Cl	310(13)	Co—Ge	239(25)
Cl—CCl ₃	293(21)	Co—I	235(81)
Cl—CF ₃	360(33)	Co—O	368(21)
Cl—CCl ₂ F	305(8)	Co—S	343(21)
Cl—CClF ₂	318(8)		
Cl—CF ₂ CF ₂	346.0(71)	Copper	
Cl—CH=CH ₂	351	Cu—Cu	202(4)
Cl—CN	439	Cu—Br	331(25)
Cl—COCl	328	Cu—Cl	383(21)
Cl—COCH ₃	349.4	Cu—F	431(13)
Cl—COC ₆ H ₅	310(13)	Cu—Ga	216(15)
Cl—Cl ⁺	393	Cu—Ge	209(21)
Cl—ClO	143.3(42)	Cu—H	280(8)
O ₃ Cl—ClO ₄	243	Cu—I	197(21)
Cl—F	250.54(8)	Cu—Ni	206(17)
O ₃ Cl—F	255	Cu—O	343(63)
Cl—N	389(50)	Cu—S	285(17)
Cl—NCl	280	Cu—Se	293(38)
Cl—NCl ₂	381	Cu—Sn	177(17)
Cl—NF ₂	<i>ca.</i> 134	Cu—Te	176(38)
Cl—NH ₂	251(25)		
Cl—NO	159(6)	Curium	
Cl—NO ₂	142(4)	Cm—O	736
Cl—O	272(4)		
OCl—O	243(13)	Dysprosium	
O ₂ Cl—O	201(4)	Dy—F	527(21)
Cl—P	289(42)	Dy—O	611(42)
Cl—SiCl ₃	464	Dy—Se	322(42)
		Dy—Te	234(42)
Chromium			
Cr—Cr	155(21)		
Cr—Br	328(24)		
Cr—Cl	366(24)		

TABLE 4.11 Bond Dissociation Energies (*Continued*)

Bond	ΔH_{298}^f , kJ/mol	Bond	ΔH_{298}^f , kJ/mol
Erbium		Gallium (<i>continued</i>)	
Er—F	565(17)	Ga—O	285(63)
Er—O	611(13)	Ga—P	230(13)
Er—S	418(42)	Ga—Sb	209(13)
Er—Se	326(42)	Ga—Te	251(25)
Er—Te	239(42)	Germanium	
Europium		Ge—Ge	274(21)
Eu—Eu	33.5(165)	Ge—Br	255(29)
Eu—Cl	<i>ca.</i> 326	Ge—Cl	431.8(4)
Eu—F	528(18)	Ge—F	485(21)
Eu—O	557(13)	Ge—H	321.3(8)
Eu—S	364(15)	Ge—O	662(13)
Eu—Se	301(15)	Ge—S	551.0(25)
Eu—Te	243(15)	Ge—Se	490(21)
Fluorine		Ge—Si	301(21)
F—F	156.9(96)	Ge—Te	402(8)
F—F ⁺	>251	Gold	
F—CH ₃	452(21)	Au—Au	221.3(21)
F—C(CH ₃) ₃	439	Au—B	368(11)
F—C ₆ H ₅	485	Au—Be	285(8)
F—CCl ₃	444(21)	Au—Bi	293(84)
F—CCl ₂ F	460(25)	Au—Cl	343(10)
F—CClF ₂	490(25)	Au—Co	215(13)
F—CF ₃	523(17)	Au—Cr	215(6)
F—COCH ₃	498	Au—Cu	232(9)
F—FO	272(13)	Au—Fe	187(17)
F—FO ₂	81.0	Au—Ga	294(15)
F—N	301(42)	Au—Ge	277(15)
F—NF	318(25)	Au—H	314(10)
F—NF ₂	243(8)	Au—La	80(5)
F—NO	235.6(42)	Au—Li	68.0(16)
F—NO ₂	197(25)	Au—Mg	243(42)
Gadolinium		Au—Mn	185(13)
Gd—F	590(27)	Au—Ni	274(21)
Gd—O	716(17)	Au—Pb	130(42)
Gd—S	525(15)	Au—Pd	143(21)
Gd—Se	431(15)	Au—Rh	231(29)
Gallium		Au—S	418(25)
Ga—Ga	138(21)	Au—Si	312(12)
Ga—Br	444(17)	Au—Sn	244(17)
(CH ₃) ₃ Ga—CH ₃	253	Au—Te	247(67)
Ga—Cl	481(13)	Au—U	318(29)
Ga—F	577(15)	Hafnium	
Ga—H	<274	Hf—C	548(63)
Ga—I	339(10)	Hf—N	534(29)
		Hf—O	791(8)

TABLE 4.11 Bond Dissociation Energies (Continued)

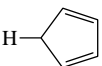
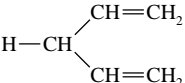
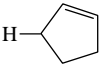
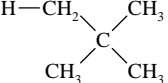
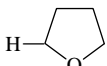
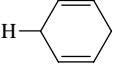
Bond	$\Delta H_f^{\circ}_{298}$, kJ/mol	Bond	$\Delta H_f^{\circ}_{298}$, kJ/mol
Hydrogen		Hydrogen (continued)	
H—H	436.002(4)	H—CHCl ₂	414.2
H— ² H or H—D	439.446(4)	H—CCl ₃	377(8)
² H— ² H or D—D	443.546(4)	H—CBr ₃	377(8)
H—Br	365.7(21)	H—CCl ₂ CHCl ₂	393(8)
H—C	337.2(8)	H—CH ₂ F	423(8)
H—CH	452(33)	H—CHF ₂	423(8)
H—CH ₂	473(4)	H—CF ₃	444(13)
H—CH ₃	431(8)	H—CF ₂ Cl	435(4)
² H—C ² H ₃ or D—CD ₃	442.75(25)	H—CH ₂ CF ₃	446(45)
H—C≡CH	523(4)	H—CF ₂ CH ₃	416(4)
H—CH=CH ₂	427	H—CF ₂ CF ₃	431(63)
H—CH ₂ CH ₃	410(4)	H—CH ₂ I	431(8)
H—CH ₂ C≡CH	392.9(50)	H—CHI ₂	431(8)
H—CH ₂ CH=CH ₂	356	H—CN	540(25)
H—cyclopropyl	423(13)	H—CH ₂ CN	ca. 389
H—CH ₂ CH ₂ CH ₃	410(8)	H—CH(CH ₃)CN	377(8)
H—CH(CH ₃) ₂	395.4	H—C(CH ₃) ₂ CN	364(8)
H—cyclobutyl	397(13)	H—CH ₂ NH ₂	397(8)
H—CH ₂ CH(CH ₃) ₂	360	H—CH ₂ Si(CH ₃) ₃	414(4)
H—CH(CH ₃)CH ₂ CH ₃	397(4)	H—CH ₂ COCH ₃	393(75)
H—C(CH ₃) ₃	381	H—Cl	431.8(4)
	339(4)	H—CO	126(8)
	335(4)	H—CHO	364(4)
	343(4)	H—COOH	377
	414(4)	H—COCH ₃	364(4)
H—C(CH ₃) ₂ CH=CH ₂	331	H—COCH ₂ CH ₃	364(4)
H—cyclopentyl	395(42)		385
H—CH ₂ C(CH ₃) ₃	418(4)	H—COC ₆ H ₅	364(4)
H—C ₆ H ₅	431	H—COCF ₃	381(8)
H—CH ₂ C ₆ H ₅	356(4)	H—F	568.6(13)
H—C(C ₆ H ₅) ₃	314	H—I	298.7(8)
	310	H—N	314(17)
H—cyclohexyl	399.6(42)	H—NH	377(8)
H—cycloheptyl	387.0(42)	H—NH ₂	435(8)
H—norbornyl	406(13)	H—NHCH ₃	431(8)
H—CH ₂ Br	410(25)	H—N(CH ₃) ₂	397(8)
H—CHBr ₂	435	H—NHC ₆ H ₅	335(13)
H—CH ₂ Cl	423	H—N(CH ₃)C ₆ H ₅	310(13)
		HNF ₂	318(13)
		H—N ₃	356
		H—NO	<205
		H—O	428.0(21)
		H—OH	498.7(8)
		H—OCH ₃	436.8(42)
		H—OCH ₂ CH ₃	436.0
		H—OC(CH ₃) ₃	439(4)
		H—OC ₆ H ₅	368(25)
		H—ONO	327.6(25)

TABLE 4.11 Bond Dissociation Energies (*Continued*)

Bond	ΔH_{298}° , kJ/mol	Bond	ΔH_{298}° , kJ/mol
Hydrogen (<i>continued</i>)		Iridium	
H—ONO ₂	423.4(25)	Ir—O	352(21)
H—OOH	374(8)	Ir—Si	463(21)
H—OOCCH ₃	469(17)	Iron	
H—OOCCH ₂ CH ₃	460(17)	Fe—Fe	100(21)
H—OOCCH ₂ H ₇	431(17)	Fe—Br	247(96)
H—P	343(29)	Fe—Cl	<i>ca.</i> 352
H—S	344(12)	Fe—O	409(13)
H—SH	381(4)	Fe—S	339(21)
H—SCH ₃	<i>ca.</i> 368	Fe—Si	297(25)
H—Se	305(2)	Krypton	
H—Si	298.49(46)	Kr—Kr	5.4(8)
H—SiH ₃	393(13)	Kr—F	54
H—Si(CH ₃) ₃	377(13)	Lanthanum	
H—Te	268(2)	La—La	247(21)
Indium		La—C	506(63)
In—In	100(8)	La—F	598(42)
In—Br	418(21)	La—N	519(42)
In—Cl	439(8)	La—O	799(13)
In—F	506(15)	La—S	577(25)
In—O	360(21)	Lead	
In—P	197.9(85)	Pb—Pb	339(25)
In—S	289(17)	Pb—Br	247(38)
In—Sb	152(11)	Pb(CH ₃) ₃ —CH ₃	207(42)
In—Se	247(17)	Pb—Cl	301(29)
In—Te	218(17)	Pb—F	356(8)
Iodine		Pb—H	176(21)
I—I	152.549(8)	Pb—I	197(38)
I—Br	179.1(4)	Pb—O	378(4)
I—CH ₃	232(13)	Pb—S	346.0(17)
I—C ₂ H ₅	223.8	Pb—Se	303(4)
I—CH(CH ₃) ₂	222	Pb—Te	251(13)
I—C(CH ₃) ₃	207.1	Lithium	
I—CH ₂ CF ₃	234(4)	Li—Li	106(4)
I—CF ₂ CH ₃	216(4)	Li—Br	423(21)
I—C ₃ F ₇	209(4)	Li—Cl	469(13)
I—CH=CHCH ₃	172	Li—F	577(21)
I—C ₆ H ₅	268(4)	Li—H	247
I—C ₆ F ₅	276	Li—I	352(13)
I—Cl	213.3(4)	Li—Na	88
I—COCH ₃	219.7	Li—O	341(6)
I—CN	305(4)	Li—OH	427(21)
I—F	280(4)		
I—N	159(17)		
I—NO	71(4)		
I—NO ₂	75(4)		
I—O	184(21)		

TABLE 4.11 Bond Dissociation Energies (Continued)

Bond	ΔH_{298}° , kJ/mol	Bond	ΔH_{298}° , kJ/mol
Lutetium		Molybdenum	
Lu—Lu	142(34)	Mo—I	372
Lu—F	569(42)	Mo—O	607(34)
Lu—O	695(13)	MoO—O	678(84)
Lu—S	507(15)	MoO ₂ —O	565(84)
Lu—Te	326(17)	Neodymium	
Magnesium		Nd—F	545(13)
Mg—Mg	8.522(4)	Nd—O	703(34)
Mg—Br	297(63)	Nd—S	474(15)
Mg—Cl	318(13)	Nd—Se	385(17)
Mg—F	462(21)	Nd—Te	305(17)
MgF—F	569(42)	Neon	
Mg—H	197(50)	Ne—Ne	3.93
Mg—I	ca. 285	Neptunium	
Mg—O	394(35)	Np—O	720(29)
Mg—OH	238(21)	Nickel	
Mg—S	310(75)	Ni—Ni	261.9(25)
Manganese		Ni—Br	360(13)
Mn—Mn	42(29)	Ni—Cl	372(21)
Mn—Br	314(10)	Ni—F	435
Mn—Cl	361(10)	Ni—H	289(13)
Mn—F	423(15)	Ni—I	293(21)
Mn—I	283(10)	Ni—O	391.6(38)
Mn—Cu	159(17)	Ni—S	360(21)
Mn—O	402(34)	Ni—Si	318(17)
Mn—S	301(17)	Niobium	
Mn—Se	201(13)	Nb—O	753(13)
Mercury		Nitrogen	
Hg—Hg	17.2(21)	N—N	945.33(59)
Hg—Br	72.8(42)	N—Br	276(21)
CH ₃ —HgCH ₃	240.6	ON—Br	28.7(15)
C ₂ H ₅ —HgC ₂ H ₅	182.8(42)	N—Cl	389(50)
C ₃ H ₇ —HgC ₃ H ₇	197.1	ON—Cl	159(6)
Isopropyl—Hgisopropyl	170.3	O ₂ N—Cl	142(4)
C ₆ H ₅ —HgC ₆ H ₅	285	N—F	301(42)
Hg—Cl	100(8)	FN—F	318(21)
Hg—F	130(38)	F ₂ F—N	243(8)
Hg—H	39.8	ON—F	236(4)
Hg—I	38	O ₂ N—F	188(21)
Hg—K	8.24(21)		
Hg—Na	>6.7		
Hg—S	213		
Hg—Se	(167)		
Hg—Te	(142)		

TABLE 4.11 Bond Dissociation Energies (Continued)

Bond	ΔH_{298}° , kJ/mol	Bond	ΔH_{298}° , kJ/mol
Nitrogen (continued)		Oxygen (continued)	
N—I	159(17)	C ₂ H ₅ O—OC ₂ H ₅	159
F ₂ N—NF ₂	88(4)	C ₃ H ₇ O—OC ₃ H ₇	155
H ₂ N—NH ₂	297(8)	Palladium	
H ₂ N—NHCH ₃	271		
H ₂ N—N(CH ₃) ₂	264		
H ₂ N—NHC ₆ H ₅	213	Pd—O	234(29)
HN—N ₂	38	Phosphorus	
ON—N	480.7(42)		
ON—NO ₂	39.8(8)		
O ₂ N—NO ₂	57.3(21)	P—P	490(11)
HN=NH	456(42)	P—Br	266.5
N≡N	946	P—C	513(8)
N—O	630.57(13)	P—Cl	289(42)
HN=O	481	P—F	439(96)
NN—O	167	P—H	343(29)
ON—O	305	P—N	617(21)
N—P	617(21)	P—O	596.6
N—S	464(21)	Br ₃ P=O	498(21)
Osmium		Cl ₃ P=O	510(21)
		F ₃ P=O	544(21)
O ₃ Os—O	301(21)	P—S	346.0(17)
Oxygen		P=S	347
		P—Se	363(10)
		P—Te	298(10)
O—O	498.34(20)	Platinum	
O—Br	235.1(4)		
HO—CH ₃	377(13)	Pt—B	478(17)
HO—CH=CH ₂	364	Pt—H	352(38)
HO—CH ₂ CH=CH ₂	456	Pt—O	347(34)
HO—C ₆ H ₅	431	Pt—P	417(17)
HO—CH ₂ C ₆ H ₅	322	Pt—Si	501(18)
HO—CHO	402(13)	Potassium	
HO—COCH ₃	452(21)		
HO—COC ₂ H ₅	180		
O—Cl	272(4)	K—K	57.3(42)
HO—Cl	251(13)	K—Br	383(8)
O—F	222(17)	K—Cl	427(8)
O—FO	467	K—F	497.5(25)
FO—OF	261(84)	K—H	183(15)
O—I	184(21)	K—I	331(13)
HO—I	234(13)	K—Na	63.6(29)
O—N	630.57(13)	K—O	239(34)
HO—NCH ₃	209	K—OH	343(8)
HO—OC(CH ₃) ₃	192(8)	Praseodymium	
HO—OH	213.8(21)		
O—OH	268(4)		
CF ₃ O—OCF ₃	192	Pr—F	582(46)
CH ₃ O—OCH ₃	157.3(8)	Pr—O	753(17)
		Pr—S	492.5(46)

TABLE 4.11 Bond Dissociation Energies (*Continued*)

Bond	$\Delta H_f^{\circ}_{298}$, kJ/mol	Bond	$\Delta H_f^{\circ}_{298}$, kJ/mol
Praseodymium (<i>continued</i>)		Scandium	
Pr—Se	446(23)	Sc—Sc	163(21)
Pr—Te	326(42)	Sc—Br	444(63)
Promethium		Sc—C	393(63)
		Sc—Cl	318
Pm—F	540(42)	Sc—F	589(13)
Pm—O	674(63)	Sc—N	469(84)
Pm—S	423(63)	Sc—O	674(13)
Pm—Se	339(63)	Sc—S	478(13)
Pm—Te	255(63)	Sc—Se	385(17)
		Sc—Te	289(17)
Radium		Selenium	
Ra—Cl	343(75)	Se—Se	332.6(4)
Rhodium		Se—Br	297(84)
		Se—C	582(96)
Rh—Rh	285(21)	Se—Cl	322
Rh—B	476(21)	Se—F	339(42)
Rh—C	583.7(63)	Se—H	305(2)
Rh—O	377(63)	Se—N	381(63)
Rh—Si	395(18)	Se—O	423(13)
Rh—Ti	391(15)	Se—P	364(10)
Rubidium		Se—S	381(21)
		Se—Si	531(25)
Rb—Rb	45.6(21)	Se—Te	268(8)
Rb—Br	389(13)	Silicon	
Rb—Cl	448(21)	Si—Si	327(10)
Rb—F	494(21)	Si—Br	343(50)
Rb—H	167(21)	Si—C	435(21)
Rb—I	335(13)	Si—Cl	456(42)
Rb—O	255(84)	Si—F	540(13)
Rb—OH	351(8)	Si—H	298.49(46)
Ruthenium		Si—I	339(84)
		Si—N	439(38)
Ru—O	481(63)	Si—O	798(8)
O ₃ Ru—O	439	Si—S	619(13)
Ru—Si	397(21)	Si—Se	531(25)
Ru—Th	592(42)	H ₃ Si—SiH ₃	339(17)
Samarium		(CH ₃) ₃ Si—Si(CH ₃) ₃	339
		(Aryl) ₃ Si—Si(aryl) ₃	368(31)
Sm—Cl	423(13)	Si—Te	506(38)
Sm—F	531(18)	Silver	
Sm—O	619(13)	Ag—Ag	163(8)
Sm—S	389	Ag—Au	203(9)
Sm—Se	331(15)	Ag—Bi	193(42)
Sm—Te	272(15)		

TABLE 4.11 Bond Dissociation Energies (*Continued*)

Bond	ΔH_{298}° , kJ/mol	Bond	ΔH_{298}° , kJ/mol
Silver (<i>continued</i>)		Tantalum	
Ag—Br	293(29)	Ta—N	611(84)
Ag—Cl	341.4	Ta—O	805(13)
Ag—Cu	176(8)	Tellurium	
Ag—F	354(16)	Te—B	354(20)
Ag—Ga	180(15)	Te—H	268(2)
Ag—Ge	175(21)	Te—I	193(42)
Ag—H	226(8)	Te—O	391(8)
Ag—I	234(29)	Te—P	298(10)
Ag—In	176(17)	Te—S	339(21)
Ag—O	213(84)	Te—Se	268(8)
Ag—Sn	136(21)	Terbium	
Ag—Te	293(96)	Tb—F	561(42)
Sodium		Tb—O	707(13)
Na—Na	77.0	Tb—S	515(42)
Na—Br	370(13)	Tb—Te	339(42)
Na—Cl	410(8)	Thallium	
Na—F	481(8)	Tl—Tl	63
Na—H	201(21)	Tl—Br	333.9(17)
Na—I	301(8)	Tl—Cl	372.8(21)
Na—K	63.6(29)	Tl—F	445(19)
Na—O	257(17)	Tl—H	188(8)
Na—OH	381(13)	Tl—I	272(8)
Na—Rb	59(4)	Thorium	
Strontium		Th—Th	289
Sr—Br	332(19)	Th—C	484(25)
Sr—Cl	406(13)	Th—N	577.4(21)
Sr—F	542(7)	Th—O	854(13)
Sr—H	163(8)	Th—P	377
Sr—I	263(42)	Thullium	
Sr—O	454(15)	Tm—F	569(42)
Sr—OH	381(42)	Tm—O	557(13)
Sr—S	314(21)	Tm—S	368(42)
Sulfur		Tm—Se	276(42)
S—S	429(6)	Tm—Te	276(42)
S—Cl	255	Tin	
S—F	343(5)	Sn—Sn	195(17)
O ₂ S—F	71	Sn—Br	339(4)
S—N	464(21)		
S—O	521.70(13)		
OS—O	551.4(84)		
O ₂ S—O	348.1(42)		
HS—SH	272(21)		

TABLE 4.11 Bond Dissociation Energies (*Continued*)

Bond	$\Delta H_f^{\circ}_{298}$, kJ/mol	Bond	$\Delta H_f^{\circ}_{298}$, kJ/mol
Tin (<i>continued</i>)		Vanadium (<i>continued</i>)	
BrSn—Br	326	V—Cl	477(63)
Br ₃ Sn—Br	272	V—F	590(63)
(C ₂ H ₅) ₃ Sn—C ₂ H ₅	<i>ca.</i> 238	V—N	477(8)
Sn—Cl	406(13)	V—O	644(21)
Sn—F	467(13)	V—S	490(16)
Sn—H	267(17)	V—Se	347(21)
Sn—I	234(42)	Xenon	
Sn—O	548(21)	Xe—Xe	6.53(30)
Sn—S	464(3)	Xe—F	13.0(4)
Sn—Se	401.3(59)	Xe—O	36.4
Sn—Te	319.2(8)	Ytterbium	
Titanium		Yb—Cl	322
Ti—Ti	141(21)	Yb—F	521(10)
Ti—Br	439	Yb—H	159(38)
Ti—C	435(25)	Yb—O	397.9(63)
Ti—Cl	494	Yb—S	167
Ti—F	569(34)	Yttrium	
Ti—H	<i>ca.</i> 159	Y—Y	159(21)
Ti—I	310(42)	Y—Br	485(84)
Ti—N	464	Y—C	418(63)
Ti—O	662(16)	Y—Cl	527(42)
Ti—S	426(8)	Y—F	605(21)
Ti—Se	381(42)	Y—N	481(63)
Ti—Te	289(17)	Y—O	715.1(30)
Tungsten		Y—S	528(11)
W—Cl	423(42)	Y—Se	435(13)
W—F	548(63)	Y—Te	339(13)
W—O	653(25)	Zinc	
OW—O	632(84)	Zn—Zn	29
O ₂ W—O	598(42)	Zn—Br	142(29)
W—P	305(4)	C ₂ H ₅ C—C ₂ H ₅	<i>ca.</i> 201
Uranium		Zn—Cl	229(20)
U—O	761(17)	Zn—F	368(63)
OU—O	678(59)	Zn—H	85.8(21)
O ₂ U—O	644(88)	Zn—I	138(29)
U—S	523(10)	Zn—O	284.1
Vanadium		Zn—S	205(13)
V—V	242(21)	Zn—Se	136(13)
V—Br	439(42)	Zn—Te	205
V—C	469(63)		

TABLE 4.11 Bond Dissociation Energies (*Continued*)

Bond	$\Delta H_f^{\circ}_{298}$, kJ/mol	Bond	$\Delta H_f^{\circ}_{298}$, kJ/mol
Zirconium		Zirconium (<i>continued</i>)	
Zr—C	561(25)	Zr—O	760(8)
Zr—F	623(63)	Zr—S	575(17)
Zr—N	565(25)		

Source: T. L. Cottrell, *The Strengths of Chemical Bonds*, 2d ed., Butterworth, London, 1958; B. deB. Darwent, *National Standard Reference Data Series*, National Bureau of Standards, no. 31, Washington, 1970; S. W. Benson, *J. Chem. Educ.* **42**:502 (1965); and J. A. Kerr, *Chem. Rev.* **66**:465 (1966).

4.6 BOND AND GROUP DIPOLE MOMENTS

All bonds between equal atoms are given zero values. Because of their symmetry, methane and ethane molecules are nonpolar. The principle of bond moments thus requires that the CH₃ group moment equal one H—C moment. Hence the substitution of any aliphatic H by CH₃ does not alter the dipole moment, and all saturated hydrocarbons have zero moments as long as the tetrahedral angles are maintained.

TABLE 4.12 Bond Dipole Moments

Bond	Moment, D*	Bond	Moment, D*
H—C		C—N, aliphatic	0.45
Aliphatic	0.3	C=N	1.4
Aromatic	0.0	C≡N (nitrile)	3.6
C—C	0.0	NC (isonitrile)	3.0
C≡C	0.0	N—H	1.31
C—O		N—O	0.3
Ether, aliphatic	0.74	N=O	2.0
Alcohol, aliphatic	0.7	N (lone pair on <i>sp</i> ³ N)	1.0
C=O		C—P, aliphatic	0.8
Aliphatic	2.4	P—O	(0.3)
Aromatic	2.65	P=O	2.7
O—H	1.51	P—S	0.5
C—S	0.9	P=S	2.9
C=S	2.0	B—C, aliphatic	0.7
S—H	0.65	B—O	0.25
S—O	(0.2)	Se—C	0.7
S=O		Si—C	1.2
Aliphatic	2.8	Si—H	1.0
Aromatic	3.3	Si—N	1.55

* To convert debye units D into coulomb-meters, multiply by 3.33564×10^{-30} .

TABLE 4.12 Bond Dipole Moments (*Continued*)

Bond	Moment, D*	Bond	Moment, D*
H—Sb	-0.08	Br—F	1.3
H—As	-0.10	Cl—F	0.88
H—P	0.36	Li—C	1.4
H—I	0.38	K—Cl	10.6
H—Br	0.78	K—F	7.3
H—Cl	1.08	Cs—Cl	10.5
H—F	1.94	Cs—F	7.9
C—Te	0.6		
N—F	0.17		
P—I	0.3		
P—Br	0.36		
P—Cl	0.81		
As—I	0.78		
As—Br	1.27		
As—Cl	1.64		
As—F	2.03		
Sb—I	0.8		
Sb—Br	1.9		
Sb—Cl	2.6		
S—Cl	0.7		
Cl—O	0.7		
I—Br	1.2		
I—Cl	1		
Br—Cl	0.57		
		Dative (coordination) bonds	
		N → B	2.6
		O → B	3.6
		S → B	3.8
		P → B	4.4
		N → O	4.3
		P → O	2.9
		S → O	3.0
		As → O	4.2
		Se → O	3.1
		Te → O	2.3
		P → S	3.1
		P → Se	3.2
		Sb → S	4.5

* To convert debye units D into coulomb-meters, multiply by 3.33564×10^{-30} .

The group moment always includes the C—X bond. When the group is attached to an aromatic system, the moment contains the contributions through resonance of those polar structures postulated as arising through charge shifts around the ring.

All values for bond and group dipole moments in Tables 4.12 and 4.13 were obtained in benzene solutions.

TABLE 4.13 Group Dipole Moments

Group	Moment, D*	
	Aromatic C—X	Aliphatic C—X
C—CH ₃	0.37	0.0
C—C ₂ H ₅	0.37	0.0
C—C(CH ₃) ₃	0.5	0.0
C—CH=CH ₂	<0.4	0.6
C—C≡CH	0.7	0.9
C—F	1.47	1.79

* To convert debye units D into coulomb-meters, multiply by 3.33564×10^{-30} .

TABLE 4.13 Group Dipole Moments (*Continued*)

Group	Moment, D*	
	Aromatic C—X	Aliphatic C—X
C—Cl	1.59	1.87
C—Br	1.57	1.82
C—I	1.40	1.65
C—CH ₂ F	1.77	
C—CF ₃	2.54	2.32
C—CH ₂ Cl	1.85	1.95
C—CHCl ₂	2.04	1.94
C—CCl ₃	2.11	1.57
C—CH ₂ Br	1.86	1.96
C—C≡N	4.05	3.4
C—NC	3.5	3.5
C—CH ₂ CN	1.86	2.0
C—C=O	2.65	2.4
C—CHO	2.96	2.49
C—COOH	1.64	1.63
C—CO—CH ₃	2.96	2.49
C—CO—OCH ₃	1.83	1.75
C—CO—OC ₂ H ₅	1.9	1.8
C—OH	1.6	1.7
C—OCH ₃	1.28	1.28
C—OCF ₃	2.36	
C—OCOCH ₃	1.69	
C—OC ₆ H ₅	1.16	1.16
C—CH ₂ OH	1.58	1.68
C—NH ₂	1.53	1.46
C—NHCH ₃	1.71	
C—N(CH ₃) ₂	1.58	0.86
C—NHCOCH ₃	3.69	
C—N(C ₆ H ₅) ₂	(0.3)	−0.3
C—NCO	2.32	2.8
C—N ₃	1.44	
C—NO	3.09	
C—NO ₂	4.01	2.70
C—CH ₂ NO ₂	3.3	3.4
C—SH	1.22	1.55
C—SCH ₃	1.34	1.40
C—SCF ₃	2.50	
C—SCN	3.59	3.6
C—NCS	2.9	3.3
C—SC ₆ H ₅	1.51	1.5
C—SF ₅	3.4	
C—SOCF ₃	3.88	
(C—) ₂ SO ₂	5.05	4.53
(C—) ₂ SO ₂ CH ₃	4.73	
(C—) ₂ SO ₂ CF ₃	4.32	
C—SeH	1.08	
C—SeCH ₃	1.31	1.32
C—Si(CH ₃) ₃	0.44	0.4

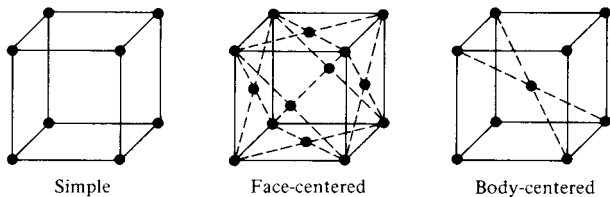
* To convert debye units D into coulomb-meters, multiply by 3.33564 × 10^{−30}.

4.7 MOLECULAR GEOMETRY

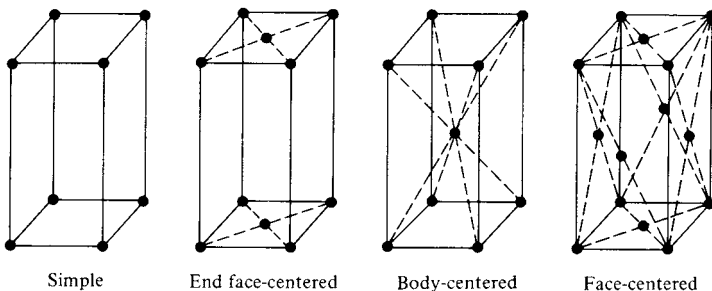
TABLE 4.14 Spatial Orientation of Common Hybrid Bonds

On the assumption that the pairs of electrons in the valency shell of a bonded atom in a molecule are arranged in a definite way which depends on the number of electron pairs (coordination number), the geometrical arrangement or shape of molecules may be predicted. A multiple bond is regarded as equivalent to a single bond as far as molecular shape is concerned.

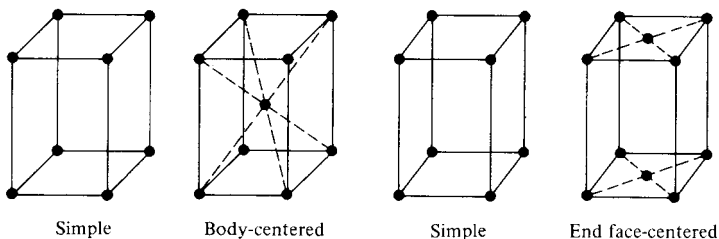
Coordination Number	Orbitals Hybridized	Geometrical Arrangement	Minimum Radius Ratio
2	sp dp	Linear	
	p^2 ds d^2	Bent (angular)	
3	sp^2 ds^2	Trigonal planar	0.155
	p^3 d^2p	Trigonal pyramidal	
	sp^2d p^2d^2	Square planar	
4	sp^3 d^3s	Tetrahedral	0.225
	d^4	Tetragonal pyramidal	
5	sp^3d d^3sp	Trigonal bipyramidal	0.155
6	d^2sp^3	Octahedral	0.414
	d^4sp	Trigonal prism	
7		One atom above the face of an octahedron, which is distorted chiefly by separating the atoms at the corners of this face.	0.592
8	d^4sp^3	Square antiprism (dodecahedral)	0.645
		Cube	0.732
9		Formed by adding atoms beyond each of the vertical faces of a right triangular prism.	0.732
12		Cube-octahedron	1.000



CUBIC

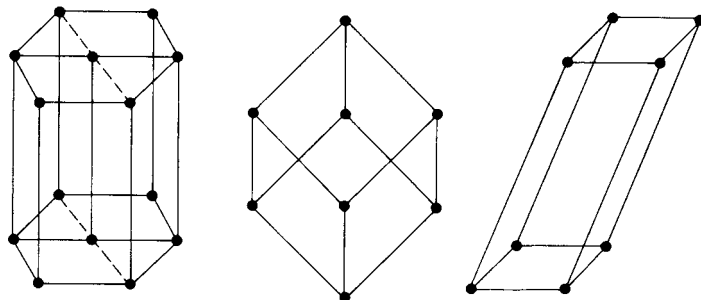


ORTHORHOMBIC



TETRAGONAL

MONOCLINIC



HEXAGONAL

RHOMBOHEDRAL

TRICLINIC

FIGURE 4.1 Crystal lattice types.

TABLE 4.15 Crystal Structure

Unit cells of the different lattice types in each system are illustrated in Fig. 4.1.

System	Characteristics	Essential Symmetry	Axes in Unit Cell	Angles in Unit Cell
Cubic	Three axes equal and mutually perpendicular	Four threefold axes	$a = b = c$	$\alpha = \beta = \gamma = 90^\circ$
Tetragonal	Two equal axes and one unequal axis mutually perpendicular	One fourfold axis	$a = b \neq c$	$\alpha = \beta = \gamma = 90^\circ$
Orthorhombic (or rhombic)	Three unequal axes mutually perpendicular	Three mutually perpendicular twofold axes, or two planes intersecting in a twofold axis	$a \neq b \neq c$	$\alpha = \beta = \gamma = 90^\circ$
Hexagonal or trigonal	Three equal axes inclined at 120° with a fourth axis unequal and perpendicular to the other three	One sixfold axis or one threefold axis	$a = b \neq c$ $a = b = c$	$\alpha = \beta = 90^\circ$; $\gamma = 120^\circ$ $\alpha = \beta = \gamma \neq 90^\circ$
Monoclinic	Two axes at an oblique angle with a third perpendicular to the other two	One twofold axis or one plane	$a \neq b \neq c$	$\alpha = \beta = 90^\circ$; $\gamma \neq 90^\circ$
Triclinic	Three unequal axes intersecting obliquely	No planes or axes of symmetry	$a \neq b \neq c$	$\alpha \neq \beta \neq \gamma \neq 90^\circ$
Rhombohedral	Two equal axes making equal angle with each other			

4.8 NUCLIDES

TABLE 4.16 Table of Nuclides

Explanation of Column Headings

Nuclide. Each nuclide is identified by element name and the mass number A , equal to the sum of the numbers of protons Z and neutrons N in the nucleus. The m following the mass number (for example, ^{69m}Zn) indicates a metastable isotope. An asterisk preceding the mass number indicates that the radionuclide occurs in nature.

Half-life. The following abbreviations for time units are employed: y = years, d = days, h = hours, min = minutes, s = seconds, ms = milliseconds, and ns = nanoseconds.

Natural abundance. The natural abundances listed are on an "atom percent" basis for the stable nuclides present in naturally occurring elements in the earth's crust.

Thermal neutron absorption cross section. Simply designated "cross section," it represents the ease with which a given nuclide can absorb a thermal neutron (energy less than or equal to 0.025 eV) and become a different nuclide. The cross section is given here in units of barns (1 barn = 10^{-24} cm²). If the mode of reaction is other than (n, γ) , it is so indicated.

Major radiations. In the last column are the principal modes of disintegration and energies of the radiations in million electronvolts (MeV). Symbols used to represent the various modes of decay are:

α , alpha particle emission

β^- , beta particle, negatron

β^+ , positron

γ , gamma radiation

K, electron capture

IT, isomeric transition

x, X-rays of indicated element (e.g., O-x, oxygen X-rays, and the type, K or L)

For β^- and β^+ , values of E_{\max} are listed. Radiation types and energies of minor importance are omitted unless useful for identification purposes. For detailed decay schemes the literature should be consulted.

TABLE 4.16 Table of Nuclides (*Continued*)

Element	A	Half-life	Natural abundance, %	Cross section, barns	Radiation (MeV)
Hydrogen	1		99.985(1)	0.332(2)	
	2		0.015(1)	0.000 52(1)	
	3	12.32 y			β^- (0.0186)
Beryllium	7	53.28 d			K, γ (0.478)
	9		100	0.008(1)	
	10	1.52×10^6 y			β^- (0.555)
Boron	10		19.9(2)	3837(10)(n, α)	
	11		80.1(6)	0.005(3)	
Carbon	11	20.3 min			β^+ (0.961)
	12		98.89(1)	0.0035(1)	
	14	5715 y			β^- (0.156)
Nitrogen	13	9.965 min			β^+ (1.190)
	14		99.634(9)	1.8(1)(n, p)	
Oxygen	15	122.2 s			β^+ (2.754)
	19	26.9 s			β^- (4.82); γ (0.197, 1.357)
Fluorine	18	1.8295 h			β^+ (0.635); K, O-x
	19		100	0.0095(7)	β^+ (2.754)
	20	11.00 s			β^- (5.40); γ (1.63)
Sodium	22	2.605 y		2800.(300)(n, p)	β^+ (0.545, 1.83); K, Ne-x, γ (1.275)
	23		100	0.53	
	24	14.659 h			β^- (1.39); γ (2.75, 1.37)
Magnesium	24		78.89(3)	0.053(6)	
	25		10.00(1)	0.17(5)	
	27	9.45 min		0.07(2)	β^- (1.75, 1.59); γ (0.844, 1.014)
	28	20.90 h			β^- (0.459); γ (1.342, 0.942, 0.401, 0.031)
Aluminum	26	7.1×10^5 y			β^+ (1.16); K, Mg-x; γ (1.809)
	27		100	0.230(2)	
	28	2.25 min			β^- (2.865); γ (1.778)
Silicon	28		92.23(2)	0.17(1)	
	29		4.67(2)	0.12(1)	
	30		3.10(1)	0.107(4)	
	31	2.62 h		0.073(6)	β^- (1.471); γ (1.266)
	32	1.6×10^2 y			β^- (0.213)
Phosphorus	30	2.50 min			β^+ (3.245)
	31		100	0.16(2)	
	32	14.28 d			β^- (1.710)
	33	25.3 d			β^- (0.249)
Sulfur	32		95.02(9)	0.55(2)	
	34		4.21(8)	0.29(6)	
	35	87.51 d			β^- (0.167)
	37	5.05 min			β^- (4.75, 1.64); γ (3.103, 0.908)
	38	2.84 h			β^- (1.00, 3.0); γ (1.942, 0.196)

TABLE 4.16 Table of Nuclides (Continued)

Element	A	Half-life	Natural abundance, %	Cross section, barns	Radiation (MeV)
Chlorine	35		75.77(5)	43.7(4)	
	36	3.01×10^5 y		46.(2)	β^- (0.709); K, S-x
	37		24.23(5)	0.4	
	38	37.24 min			β^- (4.91, 1.11, 2.77); γ (2.168, 1.642)
	39	55.6 min			β^- (1.91, 2.18, 3.45); γ (1.267, 0.250, 1.52)
Argon	37	35.0 d			K, Cl-x
	39	268 y			β^- (0.565)
	40		99.600(3)	0.64(3)	
	41	1.82 h		0.5(1)	β^- (1.20, 2.49); γ (1.29)
	42	33 y			β^- (0.60)
Potassium	39		93.258(4)	2.1(2)	
	*40	1.26×10^9 y	0.0117(1)	30.(8)	β^- (1.312); K, Ar-x; γ (1.461)
	41		6.730(4)	1.46(3)	
	42	12.360 h			β^- (3.523, 1.97); γ (1.525)
	43	22.3 h			β^- (0.825, 0.45, 1.24, 1.814); γ (0.618, 0.373, 0.39, 0.221)
Calcium	40		96.941(18)	0.41(3)	
	42	1.02×10^5 y		≈ 4	
	43		0.135(6)	6.(1)	
	44		2.086(12)	0.8(2)	
	45	162.7 d		≈ 15	β^- (0.257)
	47	4.536 d			β^- (1.98, 0.684); γ (1.297)
	49	8.72 min			β^- (1.95, 0.89); γ (3.084, 4.07)
Scandium	42m	61.6 s			β^+ (2.82); γ (0.438, 1.227, 1.524)
	43	3.89 h			β^+ (1.22)
	44m	2.442 d			IT, Sc-x; γ (0.271)
	44	3.927 h			β^+ (1.47); K, γ (1.16)
	45		100	27	
	46m	19.5 s			γ (0.142)
	46	83.81 d		8.(1)	β^- (0.357); γ (1.12, 0.889); Ti-x
	47	3.341 d			β^- (0.439, 0.60); γ (0.159)
	48	1.821 d			β^- (0.65); γ (1.31, 1.04, 0.984)
Titanium	44	47.3 y			K, γ (0.68, 0.078)
	45	3.08 h			β^+ (1.044); K, Sc-x
	48		73.72(3)	7.9(9)	
	49		5.41(2)	1.9(5)	
	50		5.18(2)	0.179(3)	
	51	5.76 min			β^- (2.14, 1.50); γ (0.320, 0.928)
Vanadium	48	16.0 d			β^+ (0.698); γ (0.511, 0.945, 0.983, 1.312, 2.24)

TABLE 4.16 Table of Nuclides (*Continued*)

Element	A	Half-life	Natural abundance, %	Cross section, barns	Radiation (MeV)
Vanadium (<i>cont.</i>)	49	330 d			K, Ti-x
	50	$>1.4 \times 10^{17}$ y	0.250(2)	40.(20)	
	51		99.750(2)	4.9(1)	
Chromium	52	3.75 min			β^- (2.47); γ (1.434)
	48	21.6 h			K, V-x; γ (0.116, 0.305)
	50		4.345(13)	15.(1)	
	51	27.70 d			K, V-x; γ (0.320)
	52		83.79(2)	0.8(1)	
53		9.50(2)	18.(2)		
Manganese	51	46.2 min			β^+ (2.2); γ (0.749, 1.15)
	52	5.60 d			β^+ (0.575); γ (0.511, 0.744, 1.434)
	53	3.7×10^6 y		70.(10)	γ (0.834)
	54	312.2 d		<10	
	55		100	13.3(1)	β^- (1.028, 1.03, 0.718); γ (0.847, 1.81, 2.11)
	56	2.5785 h			
Iron	52	8.275 h			β^+ (0.804); K, Mn-x; γ (0.169)
	54		5.85(4)	2.7(5)	K, Mn-x
	55	2.73 y		13.(2)	
	56		91.75(4)	2.6(2)	β^- (0.273, 0.475); γ (1.10, 1.29)
	57		2.12(1)	2.5(5)	
	59	44.51 d		13.(3)	
Cobalt	55	17.53 h			β^+ (1.04, 1.50); K, Fe-x; γ (0.932, 0.480, 1.41)
	56	77.3 d			β^+ (1.46); K, Fe-x; γ (0.847, 1.04, 1.24, 1.77, 2.60, 3.26, 2.02)
	57	271.77 d			K, Fe-x; γ (0.136, 0.122)
	58 m	9.1 h		$1.4(1) \times 10^5$	γ (0.025)
	58	70.88 d		$1.9(2) \times 10^3$	K, β^+ (0.474); Fe-x; γ (0.811)
	59		100	19	β^- (1.55)
	60 m	10.47 min		58.(8)	
	60	5.271 y		2.0(2)	
	61	1.650 h			β^- (1.22); γ (0.842–0.909)
Nickel	56	6.08 d			K, Co-x; γ (0.158, 0.270, 0.480, 0.75, 0.812, 1.56)
	57	35.6 h			K, β^+ (0.849, 0.712); Co-x, γ (1.378, 0.0127, 1.76)
	58		68.077(9)	4.6(4)	β^- (0.067)
	60		26.22(1)	2.9(3)	
	63	100 y		24.(3)	

TABLE 4.16 Table of Nuclides (Continued)

Element	A	Half-life	Natural abundance, %	Cross section, barns	Radiation (MeV)
Nickel (<i>cont.</i>)	64		0.926(1)	1.8(1)	
	65	2.517 h		22.(2)	β^- (2.14, 0.65, 1.020); γ (1.48, 0.366, 1.116)
	66	2.275 d			β^- (0.23)
Copper	61	3.408 h			β^+ (1.220); K, Ni-x; γ (0.283, 0.656)
	63		69.17(3)	4.5(2)	
	64	12.701 h		≈ 270	β^- (0.578); β^+ (0.65); Ni-x; γ (1.346)
	65		30.83(3)	2.17(3)	
	66	5.07 min		$1.4(1) \times 10^2$	β^- (2.74); γ (1.039)
	67	2.580 d			β^- (0.395, 0.484, 0.577); γ (0.185, 0.092)
	68				
Zinc	62	9.26 h			K, β^+ (0.66); Cu-x; γ (0.041, 0.597)
	64		48.6(3)	0.46	
	65	243.8 d		66.(8)	K, β^+ (0.325), Cu-x; γ (1.116)
	66		27.9(2)	1.0(2)	
	67		4.1(1)	6.9(1)	
	68		18.8(4)	0.87	
	69m	13.76 h			IT, Zn-x, γ (0.439)
	69	56 min			β^- (0.905)
	71m	3.97 h			β^- (1.45); γ (0.386, 0.487, 0.620)
	72	46.5 h			β^- (0.30, 0.25); γ (0.145, 0.191)
Gallium	66	9.5 h			β^+ (1.84, 4.153); γ (1.039, 2.752)
	67	3.260 d			K, Zn-x; γ (0.093, 0.184, 0.300)
	68	1.130 h			β^+ (1.83); K, Zn-x; γ (1.077)
	69		60.108(9)	1.68(7)	
	70	21.1 min			β^- (1.65); γ (0.175, 1.042)
	71		39.892(9)	4.7(2)	
	72	14.10 h			β^- (0.64, 1.51, 2.52, 3.15); γ (0.63, 2.20, 2.50)
	73	3.120 d			β^- (1.59); γ (0.053, 0.297)
Germanium	66	2.66 h			K, β^+ (1.02); Ga-x; γ (0.044, 0.382)
	68	270.8 d			Ga, K-x
	69	1.63 d			β^+ (0.70, 1.22); γ (1.107, 0.574)
	71	11.2 d			Ga-x
	72		27.66(3)	0.9(2)	
	73		7.73(1)	15.(1)	
	74		35.94(2)	0.3	
	75	1.380 h			β^- (1.19); γ (0.265, 0.419)

TABLE 4.16 Table of Nuclides (*Continued*)

Element	A	Half-life	Natural abundance, %	Cross section, barns	Radiation (MeV)
Germanium (<i>cont.</i>)	77	11.30 h			β^- (0.71, 1.38, 2.19); γ (0.211, 0.215, 0.264)
	78	1.45 h			β^- (0.95); γ (0.277, 0.294)
Arsenic	71	2.70 d			K, β^+ (0.81); Ge-x; γ (0.175, 1.096)
	72	1.083 d			β^+ (3.339, 2.498, 1.884); K, Ge-x; γ (0.834, 1.051)
	73	80.30 d			K, γ (0.0534, 0.0133)
	74	17.78 d			β^+ (0.94); β^- (0.71, 1.35); γ (0.596, 0.635)
	75		100	4.0(4)	
	76	1.096 d			β^- (2.97, 2.41, 1.79); γ (0.559, 0.657)
	77	38.8 h			β^- (0.683); γ (0.239, 0.250, 0.521)
	78	91 min			β^- (4.21); γ (0.614, 0.70, 1.31)
Selenium	72	8.40 d			K, As-x; γ (0.046)
	73	7.1 h			β^+ (1.32); γ (0.361, 0.067)
	74		0.89(2)	50.(4)	
	75	119.78 d			K, γ (0.265, 0.136); As-x
	77m	17.5 s			γ (0.162)
	77		7.63(6)	42.(4)	
	80		49.61(10)	0.5	
	81	18.5 min			β^- (1.58); γ (0.276, 0.290, 0.828)
Bromine	75	1.62 h			β^+ (3.03); γ (0.287)
	76	16.2 h		224.(42)	β^+ (1.9, 3.68); K, Se-x; γ (0.559, 1.86)
	77	2.376 d			γ (0.239, 0.521)
	79		50.69(7)	10.8	
	80m	4.42 h			IT, Br-x; γ (0.037, 0.049)
	80	17.66 min			β^- (1.997, 1.38); K, β^+ (0.85), Se-x; γ (0.617)
	81		49.31(7)	2.6	
	82	1.4708 d			β^- (0.444); γ (0.554, 0.619, 0.776)
Krypton	76	14.8 h			K, γ (0.252)
	77	1.24 h			β^+ (1.875, 1.700, 1.550); K, Br-x; γ (0.130, 0.147)
	79	1.455 d			β^+ (1.626); γ (0.261, 0.398, 0.606)
	81m	13 s			IT, Kr-x; γ (0.190)
	81	2.10×10^5 y			K, Br-x; γ (0.276)
	83		11.5(1)	183.(30)	
	84		57.0(3)	0.10	
	85m	4.48 h			β^- (0.83); γ (0.151, 0.305)

TABLE 4.16 Table of Nuclides (Continued)

Element	A	Half-life	Natural abundance, %	Cross section, barns	Radiation (MeV)
Krypton (cont.)	85	10.72 y			β^- (0.67); γ (0.517)
	87	1.27 h			β^- (3.49, 0.389, 1.38); γ (0.403, 2.55)
	88	2.84 h			β^- (2.91); γ (0.196, 2.392)
Rubidium	84	32.9 d			β^- (0.894); β^+ (2.681); γ (0.882)
	85		72.17(2)	0.5	
	86	18.65 d		< 20	β^- (1.775); γ (1.08)
	87	4.88×10^{10} y	27.83(2)	0.10(1)	β^- (0.283)
	88	17.7 min		1.2(3)	β^- (5.31); γ (1.836, 0.898)
	89	15.4 min			β^- (1.26, 2.2, 4.49); γ (1.032, 1.248, 2.196)
Strontium	82	25.36 d			K, Rb-x
	85m	1.126 h			K, Rb-x, Sr-x; γ (0.150, 0.231)
	85	64.84 d			K, Rb-x; γ (0.514)
	87m	2.795 h			IT, γ (0.388)
	88		82.58(1)	0.0058(4)	
	89	50.52 d		0.42(4)	β^- (1.497); γ (0.909)
	90	29.1 y		0.0097(7)	β^- (0.546)
	91	9.5 h			β^- (1.09, 1.36, 2.66); γ (0.556, 0.750, 1.024)
Yttrium	92	2.71 h			β^- (0.55, 1.5); γ (1.383)
	85m	4.86 h			β^+ (2.24); K, Sr-x; γ (0.767, 0.232, 2.124)
	85	2.68 h			β^+ (1.58, 1.15); K, Sr-x; γ (0.504, 0.232)
	86	14.74 h			β^+ (5.24); γ (0.307, 0.628, 1.077, 1.153, 1.921)
	87m	12.9 h			Y-x; γ (0.381)
	88	106.6 d			β^- (0.76); γ (0.898, 1.836, 2.734, 3.219)
	90	2.67 d		< 7	β^- (2.28); γ (2.186)
	91m	49.71 min			Y-x; IT; γ (0.556)
	91	58.5 d		1.4(3)	β^- (1.545); γ (1.21)
	92	3.54 h			β^- (3.64); γ (0.448, 0.561, 0.934, 1.405)
Zirconium	93	10.2 h			β^- (2.88); γ (0.267, 0.947, 1.918)
	86	16.5 h			K, Y-x; γ (0.243, 0.612)
	87	1.73 h			β^+ (2.260); K, Y-x; γ (0.381, 1.228)
	88	83.4 d			K, Y-x; γ (0.393)
	89	3.27 d			K, β^+ (0.897); Y-x; γ (0.909)
	91		11.22(4)	1.2(3)	
	93	1.5×10^6 y			β^- (0.091)
	95	64.02 d			β^- (0.366, 0.400); γ (0.724, 0.757)
97	16.90 h			β^- (1.91); γ (0.743)	

TABLE 4.16 Table of Nuclides (*Continued*)

Element	A	Half-life	Natural abundance, %	Cross section, barns	Radiation (MeV)
Niobium	89	2.03 h			β^+ (3.320); γ (1.627)
	90	14.60 h			β^+ (1.50); K, Zr-x; γ (0.141, 1.129, 2.186, 2.319)
	91m	62 d			IT, Nb-x; γ (0.1045, 1.205)
	91	700 y			Mo-x
	92m	10.15 d			K, γ (0.913, 0.934, 1.848)
	93m	16.1 y			Nb-x
	93		100	1.1	
	94m	6.26 min			γ (0.871)
	94	2.4×10^4 y			β^- (0.473); γ (0.703, 0.871)
	95m	3.61 d			γ (0.204, 0.236)
	95	35.0 d		<7	β^- (0.160); γ (0.765)
	96	23.4 h			β^- (0.748, 0.500); γ (0.778, 1.091)
	97m	58.1 s			IT; γ (0.766)
	97	1.23 h			β^- (1.267); γ (0.481, 0.658)
Molybdenum	90	5.67 h			K, β^+ (1.085); Nb-x; γ (0.122, 0.257)
	93m	6.85 h			IT, Mo-x; γ (0.264, 0.685, 1.477)
	95		15.92(5)	13.4(5)	
	97		9.55(3)	2.5(3)	
	98		24.13(7)	0.14(1)	
	99	2.75 d			β^- (1.357); Tc-x; γ (0.181, 0.366, 0.739)
	101	14.6 min			β^- (2.23, 0.7); γ (0.192, 0.591)
Technetium	93	2.73 h			β^+ (0.81); γ (1.363, 1.477, 1.520)
	94	4.88 h			β^+ (4.256); γ (0.449, 0.703, 0.850, 0.871)
	95m	61 d			β^+ (0.71); γ (0.204, 0.582, 0.835)
	95	20.0 h			K, Mo-x; γ (0.766, 1.074)
	96	4.3 d			K, Mo-x; γ (0.778, 0.813, 0.850, 1.122)
	97m	90 d			K, Tc-x; γ (0.0965)
	97	2.6×10^6 y			K, Mo-x
	98	4.2×10^6 y			β^- (0.40); γ (0.652, 0.745)
	99m	6.012 h			IT, Tc-x; γ (0.141, 0.143)
	99	2.13×10^5 y		20	β^- (0.292)
Ruthenium	95	1.64 h			β^+ (1.20, 0.91); γ (0.290, 0.336, 0.627)
	97	2.88 d			K, Tc-x; γ (0.216, 0.324, 0.461)
	100		12.6(1)	5.8(6)	

TABLE 4.16 Table of Nuclides (Continued)

Element	A	Half-life	Natural abundance, %	Cross section, barns	Radiation (MeV)
Ruthenium (cont.)	101		17.0(1)	5.(1)	
	102		31.6(2)	1.2(1)	
	103	39.27 d		<20	β^- (0.12, 0.223); γ (0.295, 0.4444, 0.497, 0.557, 0.610)
	105	4.44 h			β^- (1.187, 0.11, 1.134); γ (0.149, 0.263, 0.317, 0.469, 0.676, 0.724)
	106	1.020 y			β^- (0.0394)
Rhodium	99m	4.7 h			β^+ (0.74); γ (0.277, 0.341, 0.618, 1.261)
	99	16 d			β^+ (0.54, 0.68); γ (0.089, 0.353, 0.528)
	100	20.8 h			β^+ (2.62, 2.07); γ (0.446, 0.540, 0.588, 0.823, 1.553, 2.376)
	101m	4.35 d			K, IT, Ru-x, Rh-x; γ (0.127, 0.307, 0.545)
	101	3.3 y			K, Ru-x; γ (0.127, 0.198, 0.325)
	102m	207 d			β^- (1.15); β^+ (1.29, 0.82); γ (0.469, 0.475, 0.557, 0.628, 1.103)
	102	2.9 y			K, Ru-x; γ (0.475, 0.631, 0.697, 0.767, 1.047, 1.103)
	103m	56.12 min			IT, Rh-x, γ (0.040)
	103		100	145	
	104m	4.36 min			800.(100)
	104	42.3 s			40.(30)
	105m	40 s			
	105	35.4 h			$1.1(3) \times 10^4$
106m	2.18 h				
106	29.80 s				
Palladium	100	3.63 d			K, Rh-x; γ (0.0748, 0.0840, 0.0327)
	101	8.47 h			K, Rh-x; β^+ (0.776); γ (0.296, 0.590)
	103	16.99 d			K, Rh-x; γ (0.357, 0.497)
	105		22.33(8)	22.(2)	
	107	6.5×10^6 y			1.8(2)
	108		26.46(9)	8.7	
	109	13.5 h			
					β^- (1.028); Ag-x; γ (0.088, 0.311, 0.636)

TABLE 4.16 Table of Nuclides (*Continued*)

Element	A	Half-life	Natural abundance, %	Cross section, barns	Radiation (MeV)
Palladium (<i>cont.</i>)	111 <i>m</i>	5.5 h			β^- (0.35, 0.77); γ (0.070, 0.172, 0.391)
	111	23.4 min			β^- (2.2); γ (0.060, 0.245, 0.580, 0.650, 1.389, 1.459)
	112	21.4 h			β^- (0.28); γ (0.018)
Silver	103	1.10 h			β^+ (1.7, 1.3); γ (0.119, 0.148)
	104	69 min			β^+ (0.99); γ (0.556, 0.926, 0.942)
	105	41.29 d			K, Pd-x; γ (0.064, 0.280, 0.344, 0.443)
	106 <i>m</i>	8.4 d			K, Pd-x; γ (0.451, 0.512, 0.717, 1.046)
	107 <i>m</i>	44.2 s			K, Ag-x; γ (0.093)
	107		51.839(7)	35	
	108 <i>m</i>	130 y			γ (0.434, 0.614, 0.723)
	108	2.42 min			β^- (1.65); β^+ (0.90); γ (0.434, 0.619, 0.633)
	109		48.161(7)	91	
	110 <i>m</i>	249.8 d		82.(11)	β^- (0.087, 0.530); IT, γ (0.658, 0.764, 0.885, 0.937, 1.384)
Cadmium	111 <i>m</i>	1.08 min			K, Ag-x; γ (0.060, 0.245)
	111	7.47 d		3.(2)	β^- (1.04); γ (0.245, 0.342)
	112	3.13 h			β^- (3.94, 3.4); γ (0.607, 0.617, 1.39)
	107	6.52 h			β^+ (0.302); K, Ag-x; γ (0.093, 0.829)
	109	462 d			K, Ag-x; γ (0.088)
Cadmium	111 <i>m</i>	48.5 min			K, Cd-x; γ (0.151, 0.245)
	111		12.80(8)	24.(3)	
	113 <i>m</i>	14.1 y			β^- (0.59); γ (0.264)
	113	9×10^{15} y	12.22(6)	20 060.(40)	
	115 <i>m</i>	44.6 d			β^- (1.62); γ (0.934, 1.29, 0.485)
	115	2.228 d			β^- (1.11, 0.593); In-x; γ (0.231, 0.260, 0.336, 0.492, 0.528)
	117 <i>m</i>	3.4 h			β^- (0.72); γ (0.159, 0.553); In-x
	117	2.49 h			β^- (0.67, 2.2); γ (0.221, 0.273, 0.345, 1.303)
Indium	109	4.2 h			K, Cd-x; β^+ (0.79); γ (0.203, 0.623)
	110 <i>m</i>	4.9 h			γ (0.658, 0.885, 0.937)
	110	1.15 h			β^+ (2.22); K, Cd-x; γ (0.658)
	111	2.805 d			K, Cd-x; γ (0.171, 0.245)

TABLE 4.16 Table of Nuclides (Continued)

Element	A	Half-life	Natural abundance, %	Cross section, barns	Radiation (MeV)
Indium (<i>cont.</i>)	113 m	1.658 h			IT, In-x; $\gamma(0.392)$
	114 m	49.51 d			IT, K, In-x; $\gamma(0.190)$
	114	1.1983 min			$\beta^-(1.99)$; K, Cd-x, $\beta^+(0.40)$; $\gamma(0.558,$ 0.573, 1.30)
	115 m	4.486 h			$\beta^-(0.83)$; K, In-x; $\gamma(0.336, 0.497)$
	*115	4.4×10^{14} y	95.71(2)	205	$\beta^-(0.495)$
	116 m	54.1 min			$\beta^-(1.00)$; $\gamma(0.138, 0.417,$ 1.09, 1.293)
	117 m	1.94 h			$\beta^-(1.77)$; $\gamma(0.159, 0.315,$ 0.553)
	117	44 min			$\beta^-(0.74)$; $\gamma(0.159, 0.397,$ 0.553)
Tin	110	4.1 h			K, In-x; $\gamma(0.283)$
	113	115.1 d		≈ 9	K, In-x, $\gamma(0.392, 0.255)$
	116		14.53(11)	1.1(1)	
	117 m	13.60 d			K, Sn-x; $\gamma(0.159)$
	119 m	293 d			K, Se-x; $\gamma(0.239)$
	119		8.59(4)	2.(1)	
	121 m	≈ 55 y			$\beta^-(0.354)$; K, In-x; $\gamma(0.0372)$
	121	1.128 d			$\beta^-(0.383)$
	123	129.2 d			$\beta^-(1.42)$; $\gamma(0.160, 1.030,$ 1.089)
	125	9.63 d			$\beta^-(2.35)$; $\gamma(1.067)$
127	2.10 h			$\beta^-(2.42, 3.2)$; $\gamma(0.823,$ 1.096)	
Antimony	115	32.1 min			$\beta^+(1.51)$; $\gamma(0.499)$
	116 m	1.00 h			$\beta^+(1.16)$; $\gamma(0.407, 0.543,$ 0.973, 1.293)
	117	2.80 h			$\beta^+(0.57)$; $\gamma(0.159)$
	118 m	5.00 h			$\gamma(0.254, 1.051, 1.280)$
	118	3.6 min			$\beta^+(2.65)$; $\gamma(1.230)$
	119	38.1 h			$\gamma(0.0239)$
	120	15.89 min			$\beta^+(1.72)$; $\gamma(0.704, 1.171)$
	121		57.21(5)	6	
	122	2.72 d			$\beta^-(1.414)$; $\beta^+(1.980)$; $\gamma(0.564, 0.693, 1.141,$ 1.257)
	123		42.7(9)	3.3	
	124	60.20 d			$\beta^-(0.61, 2.301)$; $\gamma(0.603,$ 0.646, 1.69, 0.723)
	126	12.4 d			$\beta^-(1.9)$; $\gamma(0.279, 0.415,$ 0.666, 0.695, 0.720)
	127	3.84 d			$\beta^-(0.89, 1.10, 1.50)$; $\gamma(0.252, 0.291, 0.412,$ 0.437, 0.686, 0.784)
128	9.1 h			$\beta^-(2.3)$; $\gamma(0.215, 0.314,$ 0.527, 0.743, 0.754)	

TABLE 4.16 Table of Nuclides (*Continued*)

Element	A	Half-life	Natural abundance, %	Cross section, barns	Radiation (MeV)
Antimony (<i>cont.</i>)	129	4.40 h			β^- (0.65); γ (0.181, 0.359, 0.460, 0.545, 0.813, 0.915, 1.030)
Tellurium	116	2.49 h			γ (0.0937)
	117	1.03 h			β^+ (1.78); γ (0.920, 1.716, 2.300)
	119 <i>m</i>	4.69 d			γ (0.154, 0.271, 1.213)
	119	16.0 h			β^+ (0.627); γ (0.644, 0.700)
	121 <i>m</i>	\approx 154 d			γ (0.212)
	121	16.8 d			γ (0.508, 0.573)
	123 <i>m</i>	119.7 d			γ (0.159)
	125		7.139(6)	1.6(2)	
	127 <i>m</i>	109 d			β^- (0.77); γ (0.088)
	127	9.35 h			β^- (0.696); γ (0.360)
	129 <i>m</i>	33.6 d			β^- (1.60); γ (0.460, 0.696)
	129	1.160 h			β^- (1.453, 0.989); I-x, γ (0.460, 0.487)
	131 <i>m</i>	1.35 d			β^- (0.42); IT, Te-x, I-x; γ (0.150, 0.774, 0.794, 0.852)
		131	25.0 min		
	132	25.0 min			β^- (0.215); γ (0.050, 0.112, 0.228)
Iodine	121	2.12 h			β^+ (1.2); γ (2.12)
	122	3.6 min			β^+ (3.1); γ (0.564)
	123	13.2 h			K, Te-x; γ (0.159)
	124	4.18 d			β^+ (1.54, 2.14, 0.75); γ (0.603, 0.723, 1.691)
	125	59.4 d		$9.(1) \times 10^2$	K, Te-x; γ (0.035)
	126	13.0 d			β^+ (1.13); β^- (0.87, 1.25); γ (0.389, 0.662)
	127		100	6.15(10)	
	128	24.99 min		22.(4)	β^- (2.13); γ (0.443, 0.527)
	129	1.7×10^7 y			β^- (0.15); γ (0.040)
	130	12.36 h		18.(3)	β^+ (1.13); β^- (0.87, 1.25); γ (0.389, 0.662)
	131	8.040 d		\approx 0.7	β^- (0.606); γ (0.284, 0.364, 0.637)
	132	208 h			β^- (0.80, 1.03, 1.2, 1.6, 2.16); γ (0.098, 0.506, 0.523, 0.630, 0.651, 0.667, 0.723, 0.955)
	133	20.8 h			β^- (1.24); γ (0.511, 0.530, 0.875)
135	6.57 h			β^- (0.9, 1.3); γ (0.418, 0.527, 1.132, 1.260)	
Xenon	123	2.00 h			β^+ (1.51); γ (0.149, 0.178)
	125	17.1 h			γ (0.188, 0.243)

TABLE 4.16 Table of Nuclides (Continued)

Element	A	Half-life	Natural abundance, %	Cross section, barns	Radiation (MeV)
Xenon (<i>cont.</i>)	127 <i>m</i>	1.15 min			$\gamma(0.127, 0.173)$
	127	36.4 d			$\gamma(0.172, 0.203, 0.375)$
	129 <i>m</i>	8.89 d			$\gamma(0.040, 0.197)$
	129		26.4(6)	22.(5)	
	131 <i>m</i>	11.9 d			$\gamma(0.164)$
	131		21.2(4)	90.(10)	
	133 <i>m</i>	2.19 d			$\gamma(0.233)$
	133	5.243 d		190.(90)	$\beta^-(0.346)$; Cs-x; $\gamma(0.081)$
	135 <i>m</i>	15.3 min			$\gamma(0.527)$
	135	9.1 h			$\beta^-(0.91)$; $\gamma(0.250, 0.608)$
Cesium	126	1.64 min			$\beta^+(3.4, 3.7)$; $\gamma(0.0389, 0.491, 0.925)$
	127	6.2 h			$\beta^+(0.65, 1.06)$; $\gamma(0.125, 0.412)$
	128	3.62 min			$\beta^+(2.44, 2.88)$; $\gamma(0.443)$
	129	1.336 d			$\gamma(0.372, 0.412)$
	132	6.48 d			$\gamma(0.465, 0.630, 0.668)$
	133		100	28	
	134 <i>m</i>	2.91 h			IT, K, Cs-x; $\gamma(0.127)$
	134	2.065 y		140.(10)	$\beta^-(0.658, 0.089)$; $\gamma(0.563, 0.569, 0.605, 0.796)$
	135	2.3×10^6 y		8.9(5)	$\beta^-(0.205)$
	136	13.16 d			$\beta^-(0.341)$; $\gamma(0.341, 0.819, 1.048)$
137	30.2 y			$\beta^-(0.514)$; K, Ba-x; $\gamma(0.662)$	
Barium	126	1.65 h			$\gamma(0.218, 0.234, 0.258)$
	128	2.43 d			$\gamma(0.273)$; K, Cs-x
	129 <i>m</i>	2.17 h			$\gamma(0.177, 0.182, 0.202, 1.459)$
	129	2.2 h			$\beta^+(1.42)$; $\gamma(0.129, 0.214, 0.221)$
	131	11.7 d			$\gamma(0.124, 0.216, 0.496)$
	133 <i>m</i>	1.621 d			$\gamma(0.276)$
	133	10.53 y		4.(1)	$\gamma(0.081, 0.356)$
	135 <i>m</i>	1.196 d			IT, Ba-x; $\gamma(0.268)$
	135		6.59(2)	5.8	
	137		11.23(4)	5.(1)	
	137 <i>m</i>	2.552 min			IT, K, Ba-x; $\gamma(0.662)$
	138		71.70(7)	0.41(2)	
	139	1.396 h		5.1	$\beta^-(2.27, 2.14)$; K, La-x; $\gamma(0.166, 1.254, 1.421)$
	140	12.75 d			$\beta^-(0.48, 1.02)$; $\gamma(0.163, 0.305, 0.537)$
	142	10.7 min			$\beta^-(1.0, 1.1)$; $\gamma(0.231, 0.255, 0.309, 1.204)$

TABLE 4.16 Table of Nuclides (*Continued*)

Element	A	Half-life	Natural abundance, %	Cross section, barns	Radiation (MeV)
Lanthanum	131	59 min			$\beta^+(1.42, 1.94)$; $\gamma(0.526, 0.109, 0.366)$
	132	4.8 h			$\beta^+(2.6, 3.2, 3.7)$; $\gamma(0.465, 0.567)$
	133	3.91 h			$\beta^+(1.2)$; $\gamma(0.279, 0.290, 0.302)$
	134	6.5 min			$\beta^+(2.67)$; $\gamma(0.605)$
	135	19.5 h			$\gamma(0.481)$
	136	8.87 min			$\beta^+(1.8)$; $\gamma(0.816)$
	*138	1.06×10^{11} y			57.(6)
	139		99.9098(2)	9.2(2)	
	140	1.68 d		2.7(3)	$\beta^-(1.670, 1.35)$
	141	3.90 h			$\beta^-(2.43)$
Cerium	142	1.54 h			$\beta^-(2.11, 2.98, 4.52)$
	132	3.5 h			$\gamma(0.154, 0.182)$
	133	5.4 h			$\beta^+(1.3)$; $\gamma(0.058, 0.131, 0.472, 0.510)$
	135	17.7 h			$\beta^+(0.8)$; $\gamma(0.266, 0.300, 0.607)$
	137m	1.43 d			IT K, Ce-x; $\gamma(0.169, 0.254)$
	137	9.0 h			$\gamma(0.447)$
	139	137.6 d			$\gamma(0.166)$
	140		88.43(10)	0.58(4)	
	141	32.50 d			$\beta^-(0.436, 0.581)$; K, Pr-x; $\gamma(0.145)$
	142		11.13(10)	0.97(3)	
Praseodymium	143	1.38 d		6.1(7)	$\beta^-(1.404, 1.110)$; K, Pr-x; $\gamma(0.293)$
	144	284.6 d		1.0(1)	$\beta^-(0.318, 0.185)$; K, Pr-x; $\gamma(0.080, 0.134)$
	136	13.1 min			$\beta^+(2.98)$; $\gamma(0.540, 0.552)$
	137	1.28 h			$\beta^+(1.68)$; $\gamma(0.434, 0.514, 0.837)$
	138m	2.1 h			$\beta^+(1.65)$; $\gamma(0.304, 0.789, 1.038)$
	139	4.41 h			$\beta^+(1.09)$; $\gamma(0.255, 1.347, 1.631)$
	141		100	11.5	
	142	19.12 h		20.(3)	$\beta^-(2.164)$; $\gamma(1.576)$
	143	13.57 d		90.(10)	$\beta^-(0.933)$; $\gamma(0.742)$
	145	5.98 h			$\beta^-(1.80)$; $\gamma(0.073, 0.676, 0.748)$
Neodymium	139m	5.5 h			$\beta^+(1.17)$; $\gamma(0.114, 0.738)$
	141	2.49 h			$\beta^+(0.802)$
	142		27.13(2)	19.(1)	
	143		12.18(6)	220.(10)	
	*144	2.1×10^{15} y	23.8(1)	3.6(3)	
	145		8.3(6)	47.(6)	

TABLE 4.16 Table of Nuclides (Continued)

Element	A	Half-life	Natural abundance, %	Cross section, barns	Radiation (MeV)
Neodymium (cont.)	146		17.19(9)	1.5(2)	
	147	10.98 d		440.(150)	β^- (0.805); γ (0.091, 0.531)
	149	1.73 h			β^- (1.03, 1.13); γ (0.211, 0.114)
Promethium	143	265 d			K, Nd-x; γ (0.742)
	144	360 d			K, Nd-x; γ (0.618, 0.696)
	146	5.53 y		$8.4(2) \times 10^3$	K, β^- (0.795); Nd-x; γ (0.453, 0.75)
	147	2.6234 y		180	β^- (0.224); γ (0.122, 0.197)
	148m	41.29 d		$106.(8) \times 10^2$	β^- (0.69, 0.50, 0.40); IT, Pm-x, Sm-x; γ (0.550, 0.630, 0.726)
	148	5.37 d		≈ 1000	β^- (1.02, 2.47); γ (0.550, 0.915, 1.465)
	149	2.212 d		$14.(2) \times 10^2$	β^- (1.072, 0.78); γ (0.286, 0.591, 0.859)
	150	2.68 h			β^- (1.6, 2.3, 1.8); γ (0.334, 1.166, 0.132)
Samarium	151	1.183 d		≈ 150	β^- (0.84); γ (0.168, 0.275, 0.340)
	142	1.208 h			β^+ (1.0); K, Pr-x
	144		3.1(1)	1.6(1)	
	145	340 d		280.(20)	γ (0.061, 0.492); K, Pm-x
	146	1.03×10^8 y			α (2.50)
	*147	1.06×10^{11} y	15.0(2)	56.(4)	α (2.23)
	148	7×10^{15} y	11.3(1)	2.4(6)	α (1.96)
	149	10^{16} y	13.8(1)	$401.(6) \times 10^2$	
	150		7.4(1)	102.(5)	
	151	90 y			β^- (0.076)
	152		26.7(2)	206.(15)	
	153	1.929 d		420.(180)	β^- (0.64, 0.69); γ (0.103)
	154		22.7(2)	7.5(3)	
155	22.2 min			β^- (1.52); γ (0.104)	
156	9.4 h			β^- (0.43, 0.71); γ (0.166, 0.204)	
Europium	148	54.5 d			β^+ (0.92); γ (0.550, 0.630)
	149	93.1 d			K, Sm-x; γ (0.277, 0.328)
	150m	12.8 h			β^- (1.013); γ (0.334, 0.407)
	150	36 y			γ (0.334, 0.439, 0.584)
	151		47.8(5)	9000	
	152m	9.30 h			β^- (1.85); γ (0.122, 0.841, 0.963)
	152	13.48 y		$11.(2) \times 10^3$	K, β^- (1.47, 0.690); K, Gd-x, K, Sm-x; γ (0.122, 0.344, 1.408)
	153		52.2(5)	320.(20)	

TABLE 4.16 Table of Nuclides (*Continued*)

Element	A	Half-life	Natural abundance, %	Cross section, barns	Radiation (MeV)
Europium (<i>cont.</i>)	154	8.59 y		$1.5(3) \times 10^3$	β^- (0.27, 0.58, 0.843, 1.87); γ (0.123, 0.723, 1.274)
	155	4.76 y		$3.9(2) \times 10^3$	β^- (0.15); γ (0.087, 0.105)
	156	15.2 d			β^- (0.30, 0.49, 1.2, 2.45); γ (0.089, 0.646, 0.723, 0.812)
	157	15.13 h			β^- (1.30); γ (0.064, 0.371, 0.411)
	158	45.9 min			β^- (2.5); γ (0.898, 0.944, 0.977)
Gadolinium	146	48.3 d			β^+ (0.35); γ (0.115, 0.155)
	147	1.588 d			β^+ (0.93); γ (0.229, 0.370, 0.396, 0.929)
	151	124 d			α (2.73); γ (0.154, 0.243)
	153	241.6 d			γ (0.94, 0.103)
	155		14.80(5)	$61.(1) \times 10^3$	
	157		15.65(3)	$2.54(3) \times 10^3$	
	158		24.84(12)	2.3(5)	
	159	18.56 h			β^- (0.971); Tb-x; γ (0.363)
Terbium	160		21.86(4)	1.5(7)	
	158	180 y			γ (0.944, 0.962)
	159		100	23.2(5)	
	160	72.3 d		$5.7(11) \times 10^2$	β^- (0.57, 0.86); γ (0.299, 0.879, 0.966)
	Dysprosium	159	144 d		$8.(2) \times 10^3$
161			18.9(2)	600.(150)	
162			25.5(2)	170.(20)	
163			24.9(2)	120.(10)	
164			28.2(2)	2000	
165		2.33 h		$3.5(3) \times 10^3$	β^- (1.29); Ho-x; γ (0.095)
165m		1.26 min			γ (0.108, 0.515)
Holmium	156	56 min			γ (0.138, 0.267)
	159	33.0 min			γ (0.121, 0.132, 0.253, 0.310)
	167	3.1 h			β^- (0.31, 0.62, 0.96); γ (0.238, 0.321, 0.347)
	165		100	61	
	166m	1.2×10^3 y		$9.14(65) \times 10^3$	Er-x; γ (0.810, 0.712, 0.184)
	166	1.117 d			β^- (1.855, 1.776); γ (1.379)
Erbium	166		33.6(2)	20	
	167		22.95(15)	$7.(2) \times 10^2$	
	168		26.8(2)	2.0(6)	
	169	9.40 d			β^- (0.35)
	170		14.9(2)	6.2(2)	

TABLE 4.16 Table of Nuclides (*Continued*)

Element	A	Half-life	Natural abundance, %	Cross section, barns	Radiation (MeV)
Erbium (<i>cont.</i>)	171	7.52 h		370.(40)	β^- (1.49); Tm-x; γ (0.112, 0.296, 0.308)
	172	2.05 d			β^- (0.28, 0.36); γ (0.407, 0.610)
Thullium	166	7.70 h			γ (0.184, 0.779, 1.273, 2.052)
	169		100	106	
	170	128.6 d		100.(20)	β^- (0.968, 0.884)
	171	1.92 y		≈ 160	β^- (0.096); γ (0.067)
	172	2.65 d			β^- (1.79, 1.86); γ (1.387, 1.466, 1.530, 1.609)
	173	8.2 h			β^- (0.80, 0.86); γ (0.399, 0.461)
Ytterbium	165	9.9 min			β^+ (1.58); γ (1.090)
	166	2.363 d			γ (0.184, 0.779, 1.273, 2.052)
	169	32.03 d		$3.6(3) \times 10^3$	γ (0.110, 0.177, 0.198)
	171		14.3(2)	50.(10)	
	173		16.12(21)	16.(2)	
	174		31.8(4)	120	
	175	4.19 d			β^- (0.466); Lu-x; γ (0.396)
	176		12.7(2)	3.1(2)	
	177	1.9 h			β^- (1.40); K, Lu-x; γ (0.150)
178	1.23 h			β^- (0.25); γ (0.141, 0.325, 0.352, 0.381, 0.613)	
Lutetium	164	3.14 min			β^+ (1.6, 3.8); γ (0.124, 0.262, 0.740, 0.864, 0.880)
	165	16.7 min			β^+ (2.06); γ (0.121, 0.132, 0.174, 0.204)
	175		97.41(2)	24	
	176 m	3.66 h			β^- (1.229, 1.317); Hf-x; γ (0.0884)
	176	3.8×10^{16} y		2100	γ (0.202, 0.307)
	177	6.75 d		$10.(3) \times 10^2$	β^- (0.497), Hf-x; γ (0.113, 0.208)
Hafnium	178		27.297(4)	85	
	179		13.629(6)	46	
	$\dagger 179m_1$	18.7 s			γ (0.161, 0.214)
	$\dagger 179m_2$	25.1 d			γ (0.123, 0.146, 0.363, 0.454)
	180		35.100(7)	13.(1)	
	180 m	5.519 h			IT, Hf-x; γ (0.215, 0.332, 0.443)
	181	42.4 d		30.(25)	β^- (0.408); Ta-x; γ (0.133, 0.346, 0.482)

 \dagger Two different metastable states possessing the same mass number but different half-lives.

TABLE 4.16 Table of Nuclides (*Continued*)

Element	A	Half-life	Natural abundance, %	Cross section, barns	Radiation (MeV)
Hafnium (<i>cont.</i>)	183	1.07 h			β^- (1.18, 1.54); γ (0.459, 0.784)
	184	4.1 h			β^- (0.74, 0.85, 1.10); γ (0.139, 0.345)
Tantalum	181		99.988(2)	20	
	182 m	16.5 min			γ (0.147, 0.172, 0.184)
	182	114.43 d		$8.2(6) \times 10^3$	β^- (0.25, 0.44, 0.52); γ (0.068, 1.121)
	183	5.1 d			β^- (0.62); γ (0.108, 0.246, 0.304)
	184	8.7 h			β^- (1.17); γ (0.253, 0.414)
Tungsten	182		26.50(3)	20.(1)	
	183		14.31(1)	10.5(3)	
	184		30.64(1)	2	
	185	74.8 d		≈ 3.3	β^- (0.433); γ (0.125)
	186		28.43(4)	37.(2)	
	187	23.9 h		70.(10)	β^- (1.315, 0.624; K, Re-x; γ (0.072, 0.480, 0.686)
	188	69.4 d			β^- (0.349); γ (0.227, 0.291)
Rhenium	182 m	12.7 h			β^+ (0.55, 1.74); γ (1.121, 1.221)
	184	38 d			γ (0.790, 0.903)
	185		37.40(2)	110	
	186	3.718 d			β^- (1.07, 0.933); K, W-x, Os-x; γ (0.123, 0.137, 0.632, 0.768)
	*187	4.2×10^{10}			
	188	16.94 h	62.60(2)	74	β^- (2.12, 1.96); Os-x; γ (0.155)
	189	24 h			β^- (1.01); γ (0.147, 0.22, 0.245)
Osmium	186	2×10^{15} y	1.58(2)	≈ 80	
	188		13.3(1)	≈ 5	
	190 m	9.9 min			IT, Os-x; γ (0.187, 0.361, 0.503, 0.616)
	190		26.4(2)	13	
	191	15.4 d		$3.8(6) \times 10^2$	β^- (0.143); Os-x; γ (0.129)
	192		41.0(3)	3.(1)	
	193	30.5 h			β^- (1.04); Ir-x; γ (0.139, 0.460)
	196	34.9 min			β^- (0.84); γ (0.126, 0.408)
Iridium	184	3.0 h			β^+ (2.3, 2.9); γ (0.120, 0.264, 0.390)
	185	14 h			γ (0.254, 1.829)
	186	15.7 h			γ (0.137, 0.296, 0.435)
	188	1.72 d			γ (0.155, 0.478, 0.633, 2.215)

TABLE 4.16 Table of Nuclides (Continued)

Element	A	Half-life	Natural abundance, %	Cross section, barns	Radiation (MeV)
Iridium (cont.)	189	13.2 d			K, Os-x; $\gamma(0.245)$
	190	11.8 d			$\gamma(0.187, 0.407, 0.519, 0.558, 0.605)$
	191		37.27(9)	920	
	192	73.83 d			$\beta^-(0.672)$; K, Pt-x; $\gamma(0.316, 0.468)$
	193		62.73(9)	116	
	194	19.3 h		$1.5(3) \times 10^3$	$\beta^-(2.25)$; $\gamma(0.294, 0.328, 0.645)$
	195m	3.9 h			$\beta^-(0.41, 0.97)$; $\gamma(0.320, 0.365, 0.433, 0.685)$
Platinum	187	2.35 h			$\gamma(0.105, 0.110, 0.201, 0.285, 0.709)$
	188	10.2 d			$\gamma(0.188, 0.195)$
	189	10.89 h			K, Ir-x; $\gamma(0.094, 0.608, 0.721)$
	194		32.9(6)	1.2	
	195m	4.02 d			IT, Pt-x; $\gamma(0.099)$
	195		33.8(6)	28.(1)	
	196		25.3(6)	55	
	197m	1.573 h			IT, Pt-x; $\gamma(0.053, 0.346)$
	197	18.3 h			$\beta^-(0.719)$; K, Au-x; $\gamma(0.191, 0.269)$
	199m	14.1 s			$\gamma(0.392)$
	199	30.8 min		≈ 16	$\beta^-(0.90, 1.14)$; $\gamma(0.186, 0.317, 0.494, 0.549)$
	200	12.5 h			$\gamma(0.136, 0.227, 0.244)$
Gold	197		100	98.7(1)	
	197m	7.8 s			IT, K, Au-x; $\gamma(0.130, 0.279)$
	198	2.694 d		$26.5(15) \times 10^3$	$\beta^-(0.961)$; K, Hg-x; $\gamma(0.412)$
	199	3.139 d			$\beta^-(0.292, 0.250)$; K, Hg-x; $\gamma(0.158, 0.208)$
	200m	18.7 h			$\beta^-(0.56)$; $\gamma(0.111, 0.368, 0.498, 0.597, 0.760)$
	200	48.4 min			$\beta^-(2.2)$; $\gamma(0.368, 1.225)$
Mercury	196		0.15(1)	3150	
	197m	23.8 h			IT, K, Hg-x; $\gamma(0.134)$
	197	2.6725 d			K, Au-x; $\gamma(0.077)$
	199m	42.6 min			$\gamma(0.158)$
	199		16.87(10)	$2.1(2) \times 10^3$	
	200		23.10(16)	<60	
	202		29.86(20)	4.9(5)	
	203	46.61 d			$\beta^-(0.213)$; $\gamma(0.279)$
Thallium	201	3.040 d			K, Hg-x; $\gamma(0.135, 0.167)$
	202	12.23 d			K, Hg-x; $\gamma(0.440)$
	203		29.52(1)	11.(1)	
	204	3.78 y		22.(2)	$\beta^-(0.763)$; K, Hg-x

TABLE 4.16 Table of Nuclides (*Continued*)

Element	A	Half-life	Natural abundance, %	Cross section, barns	Radiation (MeV)
Thallium (<i>cont.</i>)	205		70.48(1)	0.11(2)	
	*206	4.20 min			β^- (1.53); K, Pb-x; γ (0.803)
	*207	4.77 min			β^- (1.43); γ (0.897)
	208	3.053 min			β^- (1.796, 1.28, 1.52); γ (0.277, 0.511, 0.583, 0.614)
	209	2.16 min			β^- (1.8); γ (1.567, 0.465)
	210	1.30 min			β^- (1.9, 1.3); γ (0.298, 0.798)
Lead	201	9.33 h			γ (0.331, 0.361)
	203	2.1615 d			γ (0.279)
	204 m	1.120 h			IT, Pb-x; γ (0.375, 0.899, 0.912)
	207		22.1(1)	0.70(1)	
	209	3.253 h			β^- (0.645)
	*210	22.6 y			α (3.72)
	*211	36.1 min			β^- (1.36); γ (0.405, 0.427, 0.832)
	*212	10.64 h			β^- (0.569, 0.28); Bi-x; γ (0.239)
	*214	26.9 min			β^- (0.67, 0.73); γ (0.24, 0.30, 0.352)
Bismuth	205	15.31 d			γ (0.703, 1.764)
	206	6.243 d			γ (0.516, 0.803, 0.881)
	209		100	0.034	
	*210	5.013 d			β^- (1.16); γ (0.266, 0.352)
	212	1.0092 h			β^- (2.25); γ (0.288, 0.727, 0.786, 1.621); Tl-x; α (6.05, 6.09)
*214	19.7 min			β^- (3.26); γ (0.609, 1.120, 1.764)	
Polonium	204	3.53 h			γ (0.270, 0.884, 1.016)
	205	1.7 h			γ (0.837, 0.850, 0.872, 1.001)
	206	8.8 d			α (5.233); γ (0.286, 0.312, 0.807)
	208	2.898 y			α (5.116)
	209	102 y			α (4.88); IT, K, Bi-x; γ (0.260, 0.896)
	210	138.38 d			α (5.304); γ (0.803)
	212	298 ns			α (8.784)
	214	0.1637 ms			α (7.686)
	216	145 ms			α (6.778)
	218	3.04 min			α (5.18)
Astatine	207	1.81 h			α (5.76); γ (0.168, 0.588, 0.814)
	208	1.63 h			α (5.641); K, Po-x, γ (0.177, 0.660, 0.685, 0.845, 1.028)

TABLE 4.16 Table of Nuclides (Continued)

Element	A	Half-life	Natural abundance, %	Cross section, barns	Radiation (MeV)
Astatine (cont.)	209	5.41 h			$\alpha(5.65)$; K, Po-x; $\gamma(0.545, 0.782, 0.790)$
	210	8.1 h			K, Po-x; $\gamma(0.245, 0.528, 1.181, 1.437, 1.483)$
	211	7.214 h			$\alpha(5.87)$; K, Po-x; $\gamma(0.669, 0.742)$
Radon	210	2.4 h			$\alpha(6.039)$; $\gamma(0.196, 0.458, 0.571, 0.649)$
	211	14.68 h			$\alpha(5.784, 5.851)$; $\gamma(0.169, 0.250, 0.370, 0.674, 0.678, 1.363)$
	212	24 min			$\alpha(6.260)$
	220	55.6 s			$\alpha(6.288)$
Francium	222	2.8235 d		0.74(5)	$\alpha(5.49)$; $\gamma(0.510)$
	212	20 min			$\alpha(6.41, 6.26)$; $\gamma(1.186, 1.275)$
	220	27.4 s			$\alpha(6.686, 0.641, 6.582)$; $\gamma(0.106, 0.154, 0.162)$
	221	4.8 min			$\alpha(6.341)$; $\gamma(0.218, 0.409)$
	222	14.3 min			$\beta^-(0.178)$
Radium	223	22.0 min			$\beta^-(0.117)$
	*224	3.66 d		12.0(5)	$\alpha(5.685, 5.45)$; K, Rn-x; $\gamma(0.241, 0.409, 0.650)$
	*226	1599 y		≈ 13	$\alpha(4.78, 4.60)$; K, Rn-x; $\gamma(0.186, 0.262)$
Actinium	*228	5.76 y		36.(5)	$\gamma(0.0135)$
	*227	21.77 y		$8.8(7) \times 10^2$	$\beta^-(0.045)$; $\alpha(4.95, 4.94)$; K, Th-x; $\gamma(0.084, 0.160, 0.270)$
Thorium	*228	6.15 h			$\beta^-(2.18, 1.85, 1.11)$; K, Th-x; $\gamma(0.339, 0.911, 0.969)$
	226	30.6 min			$\alpha(6.337, 6.228)$; $\gamma(0.206, 0.242)$
	228	1.913 y		$1.2(2) \times 10^2$	$\alpha(5.42, 5.34, 5.18)$; K, Ra-x
	*230	7.54×10^4 y		23.4(5)	$\alpha(4.68, 4.62)$; K, Ra-x; $\gamma(0.068)$
	231	1.063 d			$\beta^-(0.305, 0.218, 0.138)$
	*232	1.405×10^{10} y		7.37(4)	$\alpha(4.01, 3.95)$; $\gamma(0.059)$
Protactinium	233	22.3 min		$1.5(1) \times 10^3$	$\beta^-(1.245)$; $\gamma(0.459)$
	*234	24.10 d		1.8(5)	$\beta^-(0.198, 0.102)$; K, Pa-x
	230	17.4 d		$1.5(3) \times 10^3$	$\beta^-(0.51)$; $\gamma(0.444, 0.455, 0.899, 0.952)$
	*231	3.25×10^4 y		$2.0(1) \times 10^2$	$\alpha(5.06, 5.03, 5.01, 4.95, 4.73)$; K, Ac-x; $\gamma(0.260, 0.284, 0.300, 0.330)$

TABLE 4.16 Table of Nuclides (*Continued*)

Element	A	Half-life	Natural abundance, %	Cross section, barns	Radiation (MeV)
Protactinium (<i>cont.</i>)	232	1.31 d		$4.6(10) \times 10^2$	β^- (1.34); γ (0.109, 0.150, 0.894, 0.969)
	233	27.0 d			β^- (0.256, 0.15, 0.568); K,L U-x; γ (0.300, 0.312, 0.341)
	234 m	1.17 min			β^- (2.29); IT, K, U-x
Uranium	235	24.4 min			β^- (1.4)
	230	20.8 d			α (5.89, 5.82)
	232	68.9 y		73.(2)	α (5.320, 5.263)
	233	1.592×10^5 y		47.(2)	α (4.825, 4.783); L, Th-x; γ (0.029, 0.042, 0.055, 0.097, 0.119, 0.146, 0.164, 0.22, 0.291, 0.32)
	*234	2.454×10^5 y	0.0055(5)	96.(2)	α (4.776, 4.723); L, Th-x; γ (0.121)
	*235	7.037×10^8 y	0.720(1)	95.(5)	α (4.40, 4.37, 4.22); K,L Th-x; γ (0.14, 0.16, 0.186, 0.20)
	237	6.75 d		≈ 100	
Neptunium	*238	4.46×10^9 y	99.2745(15)	2.7(1)	α (4.196, 4.147)
	239	23.47 min		22.(2)	β^- (1.21, 1.29)
	236	1.55×10^5 y			β^- (0.49), γ (0.104, 0.160)
	237	2.14×10^6 y		180	α (4.79, 4.77); K,L Pa-x
Plutonium	238	2.117 d		51	β^- (1.2); γ (0.984, 1.029)
	239	2.355 d		$5.1(2) \times 10^2$	β^- (0.438, 0.341); γ (0.228, 0.278)
	237	45.7 d			K,L Np-x
	238	87.74 y			α (5.50, 5.46); K, U-x; γ (0.0435)
Americium	239	2.411×10^4 y		$2.7(1) \times 10^2$	α (5.16, 5.14, 5.11); K, U-x; γ (0.375, 0.414, 0.129)
	240	6.537×10^3 y		$2.9(1) \times 10^2$	α (5.168, 5.124); L, U-x
	242	3.763×10^5 y		19.(1)	α (4.90, 4.86); γ (0.045, 0.103)
	244	8.2×10^7 y		1.7(1)	α (4.59, 4.55); L, U-x
	246	10.85 d			β^- (0.150, 0.35); γ (0.224)
Curium	241	432.2 y		600	α (5.49, 5.44); γ (0.12, 0.14)
	243	7370 y		80	α (5.277, 5.234); γ (0.075)
Berkelium	242	162.8 d		≈ 20	α (6.113, 6.069); L, Pu-x
	243	28.5 y		$1.3(1) \times 10^2$	α (5.786, 5.742)
	244	18.11 y		15.(1)	α (5.805, 5.753); γ (0.099, 1.526)
Berkelium	247	1.4×10^3 y			α (5.532, 5.678, 5.712)
	249	320 d		$7.(1) \times 10^2$	α (5.42); β^- (0.125)
	250	3.217 h			β^- (0.74); γ (0.989, 1.032)

TABLE 4.16 Table of Nuclides (*Continued*)

Element	A	Half-life	Natural abundance, %	Cross section, barns	Radiation (MeV)
Californium	251	900 y		$2.9(2) \times 10^2$	$\alpha(5.677, 5.851, 6.014)$
	252	2.645 y		20.(2)	$\alpha(6.118, 6.076)$; L, Cm-x; $\gamma(0.043, 0.100)$
Einsteinium	253	20.47 d		186	$\alpha(6.64)$; $\gamma(0.389)$
	254	275.7 d		28.(3)	$\alpha(6.43)$
	255	40 d		≈ 55	$\beta^-(0.29)$; $\alpha(6.26)$
Fermium	255	20.1 h		26.(3)	$\alpha(7.023)$
	257	100.5 d			$\alpha(6.519)$; L, Cf-x; $\gamma(0.179, 0.241)$
Mendelevium	258	51.5 d			$\alpha(6.718, 6.763)$; $\gamma(0.368)$
	260	32 d			
Nobelium	255	3.1 min			$\alpha(8.12, 7.93)$; $\gamma(0.187)$
	259	58 min			
Lawrencium	260	3 min			$\alpha(7.52, 7.55)$
	261	40 min			
	262	3.6 h			

Source: R. B. Firestone and V. S. Shirley, eds., *Table of Isotopes*, 8th ed., Wiley, New York, 1997, and V. S. Shirley, ed., *Table of Radioactive Isotopes*, 8th ed., Wiley-Interscience, New York, 1986.

4.9 WORK FUNCTION

TABLE 4.17 Work Functions of the Elements

The work function ϕ is the energy necessary to just remove an electron from the metal surface in thermoelectric or photoelectric emission. Values are dependent upon the experimental technique (vacua of 10^{-9} or 10^{-10} torr, clean surfaces, and surface conditions including the crystal face identification).

Element	ϕ , eV	Element	ϕ , eV
Ag	4.64	Eu	2.5
Al	4.19	Fe	4.65
As	(3.75)	Ga	4.25
Au	5.32	Ge	5.0
B	(4.75)	Gd	3.1
Ba	2.35	Hf	3.65
Be	5.08	Hg	4.50
Bi	4.36	In	4.08
C	(5.0)	Ir	5.6
Ca	2.71	K	2.30
Cd	4.12	La	3.40
Ce	2.80	Li	3.10
Co	4.70	Mg	3.66
Cr	4.40	Mn	3.90
Cs	1.90	Mo	4.30
Cu	4.70	Na	2.70

TABLE 4.17 Work Functions of the Elements (*Continued*)

Element	ϕ , eV	Element	ϕ , eV
Nb	4.20	Si	4.85
Nd	3.1	Sm	2.95
Ni	5.15	Sn	4.35
Os	4.83	Sr	2.76
Pb	4.18	Ta	4.22
Pd	5.00	Tb	3.0
Po	4.6	Te	4.70
Pr	2.7	Th	3.71
Pt	5.40	Ti	4.10
Rb	2.20	Tl	4.02
Re	4.95	U	3.70
Rh	4.98	V	4.44
Ru	4.80	W	4.55
Sb	4.56	Y	3.1
Sc	3.5	Zn	4.30
Se	5.9	Zr	4.00

Source: S. Trasatti, *J. Chem. Soc. Faraday Trans. 1* **68**:229 (1972); N. D. Lang and W. Kohn, *Phys. Rev. B* **3**:1215 (1971).

4.10 RELATIVE ABUNDANCES OF NATURALLY OCCURRING ISOTOPES

TABLE 4.18 Relative Abundances of Naturally Occurring Isotopes

Element	Mass number	Percent	Element	Mass number	Percent
Aluminum	27	100	Cadmium	112	24.13(14)
Antimony	121	57.21(5)		113	12.22(8)
	123	42.79(5)		114	28.7(3)
	Argon	36		0.337(3)	116
38		0.063(1)	Calcium	40	96.941(18)
40		99.600(3)		42	0.647(9)
Arsenic	75	100		43	0.135(6)
	Barium	130	0.106(2)	44	2.088(12)
132		0.101(2)	46	0.004(3)	
134		2.42(3)	48	0.187(4)	
135		6.59(2)	Carbon	12	98.89(1)
136		7.85(4)		13	1.11(1)
137		11.23(4)	Cerium	136	0.19(1)
138		71.70(7)		138	0.25(1)
Beryllium	9	100		140	88.43(10)
	Bismuth	209	100	142	11.13(10)
Boron		10	19.9(2)	Cesium	133
	11	80.1(2)	Chlorine		35
Bromine	79	50.69(7)		37	24.23(7)
	81	49.31(7)	Chromium	50	4.345(13)
Cadmium	106	1.25(4)		52	83.79(2)
	108	0.89(2)		53	9.50(2)
	110	12.49(12)		54	2.365(7)
	111	12.80(8)		Cobalt	59

TABLE 4.18 Relative Abundances of Naturally Occurring Isotopes (*Continued*)

Element	Mass number	Percent	Element	Mass number	Percent
Copper	63	69.17(3)	Krypton	78	0.35(2)
	65	30.83(3)		80	2.25(2)
Dysprosium	156	0.06(1)	82	11.6(1)	
	158	0.10(1)	83	11.5(1)	
	160	2.34(6)	84	57.0(3)	
	161	18.9(2)	86	17.3(2)	
	162	25.5(2)	Lanthanum	138	0.0902(2)
	163	24.9(2)		139	99.9098(2)
Erbium	164	28.2(2)	Lead	204	1.4(1)
	162	0.14(1)		206	24.1(1)
	164	1.61(2)		207	22.1(1)
	166	33.6(2)		208	52.4(1)
	167	22.95(15)	Lithium	6	7.5(2)
	168	26.8(2)		7	92.5(2)
Europium	170	14.9(2)	Lutetium	175	97.41(2)
	151	47.8(5)		176	2.59(2)
	153	52.2(5)	Magnesium	24	78.99(3)
Fluorine	19	100		25	10.00(1)
	Gadolinium	152		0.20(1)	26
154		2.18(3)	Manganese	55	100
155		14.80(5)		Mercury	196
156		20.47(4)	198		9.97(8)
157		15.65(3)	199		16.87(10)
158		24.84(12)	200		23.10(16)
160	21.86(4)	201	13.18(8)		
160	21.86(4)	202	29.86(20)		
Gallium	69	60.108(9)	204	6.87(4)	
	71	39.892(9)	Molybdenum	92	14.84(4)
Germanium	70	21.23(4)		94	9.25(3)
	72	27.66(3)		95	15.92(5)
	73	7.73(1)		96	16.68(5)
	74	35.94(2)		97	9.55(3)
	76	7.44(2)		98	24.13(7)
Gold	197	100		100	9.63(3)
	Hafnium	174		0.162(3)	Neodymium
176		5.206(5)	143	12.18(6)	
177		18.606(13)	144	23.80(12)	
178		27.297(4)	145	8.30(6)	
179		13.629(6)	146	17.19(9)	
180		35.100(7)	148	5.76(3)	
Helium	4	100	150	5.64(3)	
Holmium	165	100	Neon	20	90.48(3)
Hydrogen	1	99.985(1)		21	0.27(1)
	2	0.015(1)		22	9.25(3)
Indium	113	4.29(2)	Nickel	58	68.077(9)
	115	95.71(2)		60	26.223(8)
Iodine	127	100		61	1.140(1)
	Iridium	191		37.27(9)	62
193		62.73(9)	64	0.926(1)	
Iron	54	5.85(4)	Niobium	93	100
	56	91.75(4)		Nitrogen	14
	57	2.12(1)	15		0.366(9)
	58	0.26(1)			

TABLE 4.18 Relative Abundances of Naturally Occurring Isotopes (*Continued*)

Element	Mass number	Percent	Element	Mass number	Percent
Osmium	184	0.020(3)	Silicon	78	23.78(9)
	186	1.58(2)		80	49.61(10)
	187	1.6(4)		82	8.73(6)
	188	13.3(1)		28	92.23(2)
	189	16.1(1)		29	4.67(2)
	190	26.4(2)		30	3.10(1)
	192	41.0(3)		Silver	107
Oxygen	16	99.76(1)	109		48.161(7)
	17	0.04	Sodium	23	100
	18	0.20(1)		Strontium	84
Palladium	102	1.02(1)	86		9.86(1)
	104	11.14(8)	87		7.00(1)
	105	22.33(8)	88	82.58(1)	
	106	27.33(3)	Sulfur	32	95.02(9)
	108	26.46(9)		33	0.75(4)
110	11.72(9)	34		4.21(8)	
Phosphorus	31	100		36	0.02(1)
	Platinum	190		0.01(1)	Tantalum
192		0.79(6)	181	99.988(2)	
194		32.9(6)	Tellurium	120	0.096(2)
195		33.8(6)		122	2.603(4)
196	25.3(6)	123		0.908(2)	
198	7.2(2)	124		4.816(6)	
Potassium	39	93.258(4)		125	7.139(6)
	40	0.0117(1)		126	18.952(11)
	41	6.730(3)	128	31.687(11)	
Praseodymium	141	100	130	33.799(10)	
Protoactinium	230	100	Terbium	159	100
Rhenium	185	37.40(2)		Thallium	203
	187	62.60(2)	205		70.48(1)
Rhodium	103	100	Thorium	228	100
Rubidium	85	72.17(2)	Thullium	169	100
	87	27.83(2)	Tin	112	0.97(1)
Ruthenium	96	5.52(6)		114	0.65(1)
	98	1.88(6)		115	0.34(1)
	99	12.7(1)		116	14.53(11)
	100	12.6(1)		117	7.68(7)
	101	17.0(1)		118	24.23(11)
	102	31.6(2)		119	8.59(4)
	104	18.7(2)		120	32.59(10)
Samarium	144	3.1(1)		122	4.63(3)
	147	15.0(2)		124	5.79(5)
	148	11.3(1)	Titanium	46	8.25(3)
	149	13.8(1)		47	7.44(2)
	150	7.4(1)		48	73.72(3)
	152	26.7(2)		49	5.41(2)
154	22.7(2)	50		5.4(1)	
Scandium	45	100		Tungsten	180
	Selenium	74	0.89(2)		182
76		9.36(11)	183		14.31(1)
77		6.63(6)	184		30.64(1)

TABLE 4.18 Relative Abundances of Naturally Occurring Isotopes (*Continued*)

Element	Mass number	Percent	Element	Mass number	Percent
Tungsten (<i>cont.</i>)	186	28.43(4)		171	14.3(2)
Uranium	234	0.0055(5)		172	21.9(3)
	235	0.720(1)		173	16.12(2)
	238	99.275(2)		174	31.8(4)
Vanadium	50	0.250(2)		176	12.7(2)
	51	99.750(2)	Yttrium	89	100
Xenon	124	0.10(1)	Zinc	64	48.6(3)
	126	0.09(1)		66	27.9(2)
	128	1.91(3)		67	4.1(1)
	129	26.4(6)		68	18.8(4)
	130	4.1(1)		70	0.6(1)
	131	21.2(4)	Zirconium	90	51.45(3)
	132	26.9(5)		91	11.22(4)
	134	10.4(2)		92	17.15(2)
	136	8.9(1)		94	17.38(4)
Ytterbium	168	0.13(1)		96	2.80(2)
	170	3.05(6)			

Source: A. H. Wapstra and G. Audi, "The 1983 Atomic Mass Evaluation," Nucl. Phys., **A432:1-54** (1985) and references cited for Table 4.16.

SECTION 5

PHYSICAL PROPERTIES

5.1	SOLUBILITIES	5.3
Table 5.1	Solubility of Gases in Water	5.3
Table 5.2	Solubilities of Inorganic Compounds and Metal Salts of Organic Acids in Water at Various Temperatures	5.9
5.2	VAPOR PRESSURES	5.24
Table 5.3	Vapor Pressure of Mercury	5.24
Table 5.4	Vapor Pressure of Ice in Millimeters of Mercury	5.26
Table 5.5	Vapor Pressure of Liquid Ammonia, NH ₃	5.27
Table 5.6	Vapor Pressure of Water	5.28
Table 5.7	Vapor Pressure of Deuterium Oxide	5.29
5.2.1	Vapor-Pressure Equations	5.30
Table 5.8	Vapor Pressures of Various Inorganic Compounds	5.31
Table 5.9	Vapor Pressures of Various Organic Compounds	5.39
5.3	BOILING POINTS	5.57
Table 5.10	Boiling Points of Water	5.57
Table 5.11	Binary Azeotropic (Constant-Boiling) Mixtures	5.58
Table 5.12	Ternary Azeotropic Mixtures	5.77
5.4	FREEZING MIXTURES	5.83
Table 5.13	Compositions of Aqueous Antifreeze Solutions	5.83
5.4.1	Propylene Glycol–Glycerol	5.86
5.5	DENSITY AND SPECIFIC GRAVITY	5.87
Table 5.14	Density of Mercury and Water	5.87
Table 5.15	Specific Gravity of Air at Various Temperatures	5.88
5.5.1	Density of Moist Air	5.88
5.5.2	Specific Gravity Corrections for the Buoyant Effect of Air	5.89
5.6	VISCOSITY, SURFACE TENSION, DIELECTRIC CONSTANT, DIPOLE MOMENT, AND REFRACTIVE INDEX	5.90
Table 5.16	Viscosity and Surface Tension of Various Organic Substances	5.90
Table 5.17	Dielectric Constant (Permittivity) and Dipole Moment of Various Organic Substances	5.105
Table 5.18	Viscosity, Dielectric Constant, Dipole Moment, and Surface Tension of Selected Inorganic Substances	5.130
Table 5.19	Refractive Index, Viscosity, Dielectric Constant, and Surface Tension of Water at Various Temperatures	5.134
5.6.1	Refractive Index	5.135
Table 5.20	Atomic and Group Refractions	5.136
5.6.2	Surface Tension	5.136
5.6.3	Dipole Moments	5.136
5.6.4	Dielectric Constants	5.137
5.6.5	Viscosity	5.137
Table 5.21	Aqueous Glycerol Solutions	5.138
Table 5.22	Aqueous Sucrose Solutions	5.138
5.7	COMBUSTIBLE MIXTURES	5.139
Table 5.23	Properties of Combustible Mixtures in Air	5.139
5.8	THERMAL CONDUCTIVITY	5.148
Table 5.24	Thermal Conductivities of Gases as a Function of Temperature	5.148
Table 5.25	Liquid Thermal Conductivity of Various Substances	5.151
Table 5.26	Thermal Conductivity of Various Solids	5.154

5.9 MISCELLANY	5.155
Table 5.27 Compressibility of Water	5.155
Table 5.28 Mass of Water Vapor in Saturated Air	5.156
Table 5.29 Van der Waals' Constants for Gases	5.157
Table 5.30 Triple Points of Various Materials	5.168
5.9.1 Some Physical Chemistry Equations for Gases	5.169

5.1 SOLUBILITIES

TABLE 5.1 Solubility of Gases in Water

The column (or line entry) headed “ α ” gives the volume of gas (in milliliters) measured at standard conditions (0°C and 760 mm or $101.325\text{ kN} \cdot \text{m}^{-2}$) dissolved in 1 mL of water at the temperature stated (in degrees Celsius) and when the pressure of the gas without that of the water vapor is 760 mm. The line entry “A” indicates the same quantity except that the gas itself is at the uniform pressure of 760 mm when in equilibrium with water.

The column headed “1” gives the volume of the gas (in milliliters) dissolved in 1 mL of water when the pressure of the gas plus that of the water vapor is 760 mm.

The column headed “q” gives the weight of gas (in grams) dissolved in 100 g of water when the pressure of the gas plus that of the water vapor is 760 mm.

Temp. $^{\circ}\text{C}$	Acetylene		Air*		Ammonia		Bromine	
	α	q	$\alpha(\times 10^3)$	% oxygen in air	α	q	α	q
0	1.73	0.200	29.18	34.91	1130	89.5	60.5	42.9
1	1.68	0.194	28.42	34.87	—	—	—	—
2	1.63	0.188	27.69	34.82	—	—	54.1	38.3
3	1.58	0.182	26.99	34.78	—	—	—	—
4	1.53	0.176	26.32	34.74	1047	79.6	48.3	34.2
5	1.49	0.171	25.68	34.69	—	—	—	—
6	1.45	0.167	25.06	34.65	—	—	43.3	30.6
7	1.41	0.162	24.47	34.60	—	—	—	—
8	1.37	0.157	23.90	34.56	947	72.0	38.9	27.5
9	1.34	0.154	23.36	34.52	—	—	—	—
10	1.31	0.150	22.84	34.47	870	68.4	35.1	24.8
11	1.27	0.146	22.34	34.43	—	—	—	—
12	1.24	0.142	21.87	34.38	857	65.1	31.5	22.2
13	1.21	0.138	21.41	34.34	837	63.6	—	—
14	1.18	0.135	20.97	34.30	—	—	28.4	20.0
15	1.15	0.131	20.55	34.25	770	—	—	—
16	1.13	0.129	20.14	34.21	775	58.7	25.7	18.0
17	1.10	0.125	19.75	34.17	—	—	—	—
18	1.08	0.123	19.38	34.12	—	—	23.4	16.4
19	1.05	0.119	19.02	34.08	—	—	—	—
20	1.03	0.117	18.68	34.03	680	52.9	21.3	14.9
21	1.01	0.115	18.34	33.99	—	—	—	—
22	0.99	0.112	18.01	33.95	—	—	19.4	13.5
23	0.97	0.110	17.69	33.90	—	—	—	—
24	0.95	0.107	17.38	33.86	639	48.2	17.7	12.3
25	0.93	0.105	17.08	33.82	—	—	—	—
26	0.91	0.102	16.79	33.77	—	—	16.3	11.3
27	0.89	0.100	16.50	33.73	—	—	—	—
28	0.87	0.098	16.21	33.68	586	44.0	15.0	10.3
29	0.85	0.095	15.92	33.64	—	—	—	—
30	0.84	0.094	15.64	33.60	530	41.0	13.8	9.5
35	—	—	—	—	—	—	—	—
40	—	—	14.18	—	400	31.6	9.4	6.3
45	—	—	—	—	—	—	—	—
50	—	—	12.97	—	290	23.5	6.5	4.1
60	—	—	12.16	—	200	16.8	4.9	2.9
70	—	—	—	—	—	11.1	3.8	1.9
80	—	—	11.26	—	—	6.5	3.0	1.2
90	—	—	—	—	—	3.0	—	—
100	—	—	11.05	—	—	0.0	—	—

* Free from NH_3 and CO_2 ; total pressure of air + water vapor is 760 mm.

TABLE 5.1 Solubility of Gases in Water (*Continued*)

Temp. °C	Carbon dioxide		Carbon monoxide		Chlorine		Ethane		Ethylene		Hydrogen	
	α	q	α	q	l	q	α	q	α	q	α	q
0	1.713	0.334 6	0.035 37	0.004 397	—	—	0.098 74	0.013 17	0.226	0.028 1	0.021 48	0.000 192 2
1	1.646	0.321 3	0.034 55	0.004 293	—	—	0.094 76	0.012 63	0.219	0.027 2	0.021 26	0.000 190 1
2	1.584	0.309 1	0.033 75	0.004 191	—	—	0.090 93	0.012 12	0.211	0.026 2	0.021 05	0.000 188 1
3	1.527	0.297 8	0.032 97	0.004 092	—	—	0.087 25	0.011 62	0.204	0.025 3	0.020 84	0.000 186 2
4	1.473	0.287 1	0.032 22	0.003 996	—	—	0.083 72	0.011 14	0.197	0.024 4	0.020 64	0.000 184 3
5	1.424	0.277 4	0.031 49	0.003 903	—	—	0.080 33	0.010 69	0.191	0.023 7	0.020 44	0.000 182 4
6	1.377	0.268 1	0.030 78	0.003 813	—	—	0.077 09	0.010 25	0.184	0.022 8	0.020 25	0.000 180 6
7	1.331	0.258 9	0.030 09	0.003 725	—	—	0.074 00	0.009 83	0.178	0.022 0	0.020 07	0.000 178 9
8	1.282	0.249 2	0.029 42	0.003 640	—	—	0.071 06	0.009 43	0.173	0.021 4	0.019 89	0.000 177 2
9	1.237	0.240 3	0.028 78	0.003 559	—	—	0.068 26	0.009 06	0.167	0.020 7	0.019 72	0.000 175 6
10	1.194	0.231 8	0.028 16	0.003 479	3.148	0.997 2	0.065 61	0.008 70	0.162	0.020 0	0.019 55	0.000 174 0
11	1.154	0.223 9	0.027 57	0.003 405	3.047	0.965 4	0.063 28	0.008 38	0.157	0.019 4	0.019 40	0.000 172 5
12	1.117	0.216 5	0.027 01	0.003 332	2.950	0.934 6	0.061 06	0.008 08	0.152	0.018 8	0.019 25	0.000 171 0
13	1.083	0.209 8	0.026 46	0.003 261	2.856	0.905 0	0.058 94	0.007 80	0.148	0.018 3	0.019 11	0.000 169 6
14	1.050	0.203 2	0.025 93	0.003 194	2.767	0.876 8	0.056 94	0.007 53	0.143	0.017 6	0.018 97	0.000 168 2
15	1.019	0.197 0	0.025 43	0.003 130	2.680	0.849 5	0.055 04	0.007 27	0.139	0.017 1	0.018 83	0.000 166 8
16	0.985	0.190 3	0.024 94	0.003 066	2.597	0.823 2	0.053 26	0.007 03	0.136	0.016 7	0.018 69	0.000 165 4
17	0.956	0.184 5	0.024 48	0.003 007	2.517	0.797 9	0.051 59	0.006 80	0.132	0.016 2	0.018 56	0.000 164 1
18	0.928	0.178 9	0.024 02	0.002 947	2.440	0.773 8	0.050 03	0.006 59	0.129	0.015 8	0.018 44	0.000 162 8
19	0.902	0.173 7	0.023 60	0.002 891	2.368	0.751 0	0.048 58	0.006 39	0.125	0.015 3	0.018 31	0.000 161 6

TABLE 5.1 Solubility of Gases in Water (*Continued*)

Temp. °C	Carbon dioxide		Carbon monoxide		Chlorine		Ethane		Ethylene		Hydrogen	
	α	q	α	q	l	q	α	q	α	q	α	q
20	0.878	0.168 8	0.023 19	0.002 838	2.299	0.729 3	0.047 24	0.006 20	0.122	0.014 9	0.018 19	0.000 160 3
21	0.854	0.164 0	0.022 81	0.002 789	2.238	0.710 0	0.045 89	0.006 02	0.119	0.014 6	0.018 05	0.000 158 8
22	0.829	0.159 0	0.022 44	0.002 739	2.180	0.691 8	0.044 59	0.005 84	0.116	0.014 2	0.017 92	0.000 157 5
23	0.804	0.154 0	0.022 08	0.002 691	2.123	0.673 9	0.043 35	0.005 67	0.114	0.013 9	0.017 79	0.000 156 1
24	0.781	0.149 3	0.021 74	0.002 646	2.070	0.657 2	0.042 17	0.005 51	0.111	0.013 5	0.017 66	0.000 154 8
25	0.759	0.144 9	0.021 42	0.002 603	2.019	0.641 3	0.041 04	0.005 35	0.108	0.013 1	0.017 54	0.000 153 5
26	0.738	0.140 6	0.021 10	0.002 560	1.970	0.625 9	0.039 97	0.005 20	0.106	0.012 9	0.017 42	0.000 152 2
27	0.718	0.136 6	0.020 80	0.002 519	1.923	0.611 2	0.038 95	0.005 06	0.104	0.012 6	0.017 31	0.000 150 9
28	0.699	0.132 7	0.020 51	0.002 479	1.880	0.597 5	0.037 99	0.004 93	0.102	0.012 3	0.017 20	0.000 149 6
29	0.682	0.129 2	0.020 24	0.002 442	1.839	0.584 7	0.037 09	0.004 80	0.100	0.012 1	0.017 09	0.000 148 4
30	0.665	0.125 7	0.019 98	0.002 405	1.799	0.572 3	0.036 24	0.004 68	0.098	0.011 8	0.016 99	0.000 147 4
35	0.592	0.110 5	0.018 77	0.002 231	1.602	0.510 4	0.032 30	0.004 12	—	—	0.016 66	0.000 142 5
40	0.530	0.097 3	0.017 75	0.002 075	1.438	0.459 0	0.029 15	0.003 66	—	—	0.016 44	0.000 138 4
45	0.479	0.086 0	0.016 90	0.001 933	1.322	0.422 8	0.026 60	0.003 27	—	—	0.016 24	0.000 134 1
50	0.436	0.076 1	0.016 15	0.001 797	1.225	0.392 5	0.024 59	0.002 94	—	—	0.016 08	0.000 128 7
60	0.359	0.057 6	0.014 88	0.001 522	1.023	0.329 5	0.021 77	0.002 39	—	—	0.016 00	0.000 117 8
70	—	—	0.014 40	0.001 276	0.862	0.279 3	0.019 48	0.001 85	—	—	0.016 0	0.000 102
80	—	—	0.014 30	0.000 980	0.683	0.222 7	0.018 26	0.001 34	—	—	0.016 0	0.000 079
90	—	—	0.014 2	0.000 57	0.39	0.127	0.017 6	0.000 8	—	—	0.016 0	0.000 046
100	—	—	0.014 1	0.000 00	0.00	0.000	0.017 2	0.000 0	—	—	0.016 0	0.000 000

TABLE 5.1 Solubility of Gases in Water (*Continued*)

Temp. °C	Hydrogen sulfide		Methane		Nitric oxide		Nitrogen*		Oxygen		Sulfur dioxide	
	α	q	α	q	α	q	α	q	α	q	l	q
0	4.670	0.706 6	0.055 63	0.003 959	0.073 81	0.009 833	0.023 54	0.002 942	0.048 89	0.006 945	79.789	22.83
1	4.522	0.683 9	0.054 01	0.003 842	0.071 84	0.009 564	0.022 97	0.002 869	0.047 58	0.006 756	77.210	22.09
2	4.379	0.661 9	0.052 44	0.003 728	0.069 93	0.009 305	0.022 41	0.002 798	0.046 33	0.006 574	74.691	21.37
3	4.241	0.640 7	0.050 93	0.003 619	0.068 09	0.009 057	0.021 87	0.002 730	0.045 12	0.006 400	72.230	20.66
4	4.107	0.620 1	0.049 46	0.003 513	0.066 32	0.008 816	0.021 35	0.002 663	0.043 97	0.006 232	69.828	19.98
5	3.977	0.600 1	0.048 05	0.003 410	0.064 61	0.008 584	0.020 86	0.002 600	0.042 87	0.006 072	67.485	19.31
6	3.852	0.580 9	0.046 69	0.003 312	0.062 98	0.008 361	0.020 37	0.002 537	0.041 80	0.005 918	65.200	18.65
7	3.732	0.562 4	0.045 39	0.003 217	0.061 40	0.008 147	0.019 90	0.002 477	0.040 80	0.005 773	62.973	18.02
8	3.616	0.544 6	0.044 13	0.003 127	0.059 90	0.007 943	0.019 45	0.002 419	0.039 83	0.005 632	60.805	17.40
9	3.505	0.527 6	0.042 92	0.003 039	0.058 46	0.007 747	0.019 02	0.002 365	0.038 91	0.005 498	58.697	16.80
10	3.399	0.511 2	0.041 77	0.002 955	0.057 09	0.007 560	0.018 61	0.002 312	0.038 02	0.005 368	56.647	16.21
11	3.300	0.496 0	0.040 72	0.002 879	0.055 87	0.007 393	0.018 23	0.002 263	0.037 18	0.005 246	54.655	15.64
12	3.206	0.481 4	0.039 70	0.002 805	0.054 70	0.007 233	0.017 86	0.002 216	0.036 37	0.005 128	52.723	15.09
13	3.115	0.467 4	0.038 72	0.002 733	0.053 57	0.007 078	0.017 50	0.002 170	0.035 59	0.005 014	50.849	14.56
14	3.028	0.454 0	0.037 79	0.002 665	0.052 50	0.006 930	0.017 17	0.002 126	0.034 86	0.004 906	49.033	14.04
15	2.945	0.441 1	0.036 90	0.002 599	0.051 47	0.006 788	0.016 85	0.002 085	0.034 15	0.004 802	47.276	13.54
16	2.865	0.428 7	0.036 06	0.002 538	0.050 49	0.006 652	0.016 54	0.002 045	0.033 48	0.004 703	45.578	13.05
17	2.789	0.416 9	0.035 25	0.002 478	0.049 56	0.006 524	0.016 25	0.002 006	0.032 83	0.004 606	43.939	12.59
18	2.717	0.405 6	0.034 48	0.002 422	0.048 68	0.006 400	0.015 97	0.001 970	0.032 20	0.004 514	42.360	12.14
19	2.647	0.394 8	0.033 76	0.002 369	0.047 85	0.006 283	0.015 70	0.001 935	0.031 61	0.004 426	40.838	11.70

TABLE 5.1 Solubility of Gases in Water (*Continued*)

Temp. °C	Hydrogen sulfide		Methane		Nitric oxide		Nitrogen*		Oxygen		Sulfur dioxide	
	α	q	α	q	α	q	α	q	α	q	l	q
20	2.582	0.384 6	0.033 08	0.002 319	0.047 06	0.006 173	0.015 45	0.001 901	0.031 02	0.004 339	39.374	11.28
21	2.517	0.374 5	0.032 43	0.002 270	0.046 25	0.006 059	0.015 22	0.001 869	0.030 44	0.004 252	37.970	10.88
22	2.456	0.364 8	0.031 80	0.002 222	0.045 45	0.005 947	0.014 98	0.001 838	0.029 88	0.004 169	36.617	10.50
23	2.396	0.355 4	0.031 19	0.002 177	0.044 69	0.005 838	0.014 75	0.001 809	0.029 34	0.004 087	35.302	10.12
24	2.338	0.346 3	0.030 61	0.002 133	0.043 95	0.005 733	0.014 54	0.001 780	0.028 81	0.004 007	34.026	9.76
25	2.282	0.337 5	0.030 06	0.002 091	0.043 23	0.005 630	0.014 34	0.001 751	0.028 31	0.003 931	32.786	9.41
26	2.229	0.329 0	0.029 52	0.002 050	0.042 54	0.005 530	0.014 13	0.001 724	0.027 83	0.003 857	31.584	9.06
27	2.177	0.320 8	0.029 01	0.002 011	0.041 88	0.005 435	0.013 94	0.001 698	0.027 36	0.003 787	30.422	8.73
28	2.128	0.313 0	0.028 52	0.001 974	0.041 24	0.005 342	0.013 76	0.001 672	0.026 91	0.003 718	29.314	8.42
29	2.081	0.305 5	0.028 06	0.001 938	0.040 63	0.005 252	0.013 58	0.001 647	0.026 49	0.003 651	28.210	8.10
30	2.037	0.298 3	0.027 62	0.001 904	0.040 04	0.005 165	0.013 42	0.001 624	0.026 08	0.003 588	27.161	7.80
35	1.831	0.264 8	0.025 46	0.001 733	0.037 34	0.004 757	0.012 56	0.001 501	0.024 40	0.003 315	22.489	6.47
40	1.660	0.236 1	0.023 69	0.001 586	0.035 07	0.004 394	0.011 84	0.001 391	0.023 06	0.003 082	18.766	5.41
45	1.516	0.211 0	0.022 38	0.001 466	0.033 11	0.004 059	0.011 30	0.001 300	0.021 87	0.002 858	—	—
50	1.392	0.188 3	0.021 34	0.001 359	0.031 52	0.003 758	0.010 88	0.001 216	0.020 90	0.002 657	—	—
60	1.190	0.148 0	0.019 54	0.001 144	0.029 54	0.003 237	0.010 23	0.001 052	0.019 46	0.002 274	—	—
70	1.022	0.110 1	0.018 25	0.000 926	0.028 10	0.002 668	0.009 77	0.000 851	0.018 33	0.001 856	—	—
80	0.917	0.076 5	0.017 70	0.000 695	0.027 00	0.001 984	0.009 58	0.000 660	0.017 61	0.001 381	—	—
90	0.84	0.041	0.017 35	0.000 40	0.026 5	0.001 13	0.009 5	0.000 38	0.017 2	0.000 79	—	—
100	0.81	0.000	0.017 0	0.000 00	0.026 3	0.000 00	0.009 5	0.000 00	0.017 0	0.000 00	—	—

* Atmospheric nitrogen containing 98.815% N₂ by volume + 1.185% inert gases.

TABLE 5.1 Solubility of Gases in Water (*Continued*)

Substance		0°	10°	20°	30°	40°	60°	80°
Argon	α	0.052 8	0.041 3	0.033 7	0.028 8	0.025 1	0.020 9	0.018 4
Helium	A	0.009 8	0.009 11	0.008 6	0.008 39	0.008 41	0.009 02	0.009 42 ^{70*}
Hydrogen bromide	l	612	582		533 ^{25*}		469 ^{50*}	406 ^{75*}
Hydrogen chloride	α	512	475	442	412	385	339	
Krypton	α	0.110 5	0.081 0	0.062 6	0.051 1	0.043 3	0.035 7	
Neon	A		0.011 7 ^{9*}	0.010 6	0.010 0	0.009 48 ^{42*}		0.009 84 ^{73*}
Nitrous oxide	A		0.88	0.63				
Ozone	$\text{g} \cdot \text{L}^{-1}$	0.039 4	0.029 9 ^{12*}	0.021 0 ^{19*}	0.0139 ^{27*}	0.004 2	0	
Radon	α	0.510	0.326	0.222	0.162	0.126	0.085	
Xenon	α	0.242	0.174	0.123	0.098	0.082		

TABLE 5.2 Solubilities of Inorganic Compounds and Metal Salts of Organic Acids in Water at Various Temperatures

Solubilities are expressed as the number of grams of substance of stated molecular formula which when dissolved in 100 g of water make a saturated solution at the temperature stated (°C).

Substance	Formula	0°	10°	20°	30°	40°	60°	80°	90°	100°
Aluminum chloride	AlCl ₃	43.9	44.9	45.8	46.6	47.3	48.1	48.6		49.0
fluoride	AlF ₃	0.56	0.56	0.67	0.78	0.91	1.1	1.32		1.72
nitrate	Al(NO ₃) ₃	60.0	66.7	73.9	81.8	88.7	106	132	153	160
perchlorate	Al(ClO ₄) ₃	122	128	133						182
sulfate	Al ₂ (SO ₄) ₃	31.2	33.5	36.4	40.4	45.8	59.2	73.0	80.8	89.0
thallium(I) sulfate	Al ₂ Tl ₂ (SO ₄) ₄	3.15	4.60	6.39	9.37	14.39	35.35			
Ammonium aluminum sulfate	NH ₄ Al(SO ₄) ₂	2.10	5.00	7.74	10.9	14.9	26.7			
azide	NH ₄ N ₃	16.0		25.3		37.1				
bromide	NH ₄ Br	60.5	68.1	76.4	83.2	91.2	108	125	135	145
chloride	NH ₄ Cl	29.4	33.2	37.2	41.4	45.8	55.3	65.6	71.2	77.3
chloroiridate(IV)	(NH ₄) ₂ TrCl ₆	0.56	0.71	0.95	1.20	1.56	2.45	4.38		
chloroplatinate(IV)	(NH ₄) ₂ PtCl ₆	0.289	0.374	0.499	0.637	0.815	1.44	2.16	2.61	3.36
chromate	(NH ₄) ₂ CrO ₄	25.0	29.2	34.0	39.3	45.3	59.0	76.1		
chromium(III) sulfate	(NH ₄)Cr(SO ₄) ₂	3.95			18.8	32.6				
cobalt(II) sulfate	(NH ₄) ₂ Co(SO ₄) ₂	6.0	9.5	13.0	17.0	22.0	33.5	49.0	58.0	75.1
dichromate	(NH ₄) ₂ Cr ₂ O ₇	18.2	25.5	35.6	46.5	58.5	86.0	115		156
dihydrogen arsenate	NH ₄ H ₂ AsO ₄	33.7		48.7		63.8	83.0	107	122	
dihydrogen phosphate	NH ₄ H ₂ PO ₄	22.7	29.5	37.4	46.4	56.7	82.5	118		173
dithionate	(NH ₄) ₂ S ₂ O ₆	133	151	166	179					
formate	NH ₄ CHO ₂	102		143		204	311	533		
hydrogen carbonate	NH ₄ HCO ₃	11.9	16.1	21.7	28.4	36.6	59.2	109	170	354
hydrogen phosphate	(NH ₄) ₂ HPO ₄	42.9	62.9	68.9	75.1	81.8	97.2			
hydrogen tartrate	NH ₄ C ₄ H ₅ O ₆	1.00	1.88	2.70						
iodide	NH ₄ I	155	163	172	182	191	209	229		250
iron(II) sulfate	(NH ₄) ₂ Fe(SO ₄) ₂	12.5	17.2	26.4	33	46				

TABLE 5.2 Solubilities of Inorganic Compounds and Metal Salts of Organic Acids in Water at Various Temperatures (*Continued*)

Substance	Formula	0°	10°	20°	30°	40°	60°	80°	90°	100°
Ammonium magnesium sulfate	(NH ₄) ₂ Mg(SO ₄) ₂	11.8	14.6	18.0	21.7	25.8	35.1	48.3		65.7
nickel sulfate	(NH ₄) ₂ Ni(SO ₄) ₂	1.00	4.00	6.50	9.20	12.0	17.0			
nitrate	NH ₄ NO ₃	118	150	192	242	297	421	580	740	871
oxalate	(NH ₄) ₂ C ₂ O ₄	2.2	3.21	4.45	6.09	8.18	14.0	22.4	27.9	34.7
perchlorate	NH ₄ ClO ₄	12.0	16.4	21.7	27.7	34.6	49.9	68.9		
selenite	(NH ₄) ₂ SeO ₃	96	105	115	126	143	192			
sulfate	(NH ₄) ₂ SO ₄	70.6	73.0	75.4	78.0	81	88	95		103
sulfite	(NH ₄) ₂ SO ₃	47.9	54.0	60.8	68.8	78.4	104	144	150	153
tartrate	(NH ₄) ₂ C ₄ H ₄ O ₆	45.0	55.0	63.0	70.5	76.5	86.9			
thioantimonate(V)	(NH ₄) ₃ SbS ₄	71.2		91.2	120					
thiocyanate	NH ₄ SCN	120	144	170	208	234	346			
vanadate	NH ₄ VO ₃			0.48	0.84	1.32	2.42			
zinc sulfate	(NH ₄) ₂ Zn(SO ₄) ₂	7.0	9.5	12.5	16.0	20.0	30.0	46.6	58.0	72.4
Antimony(III) chloride	SbCl ₃	602		910	1087	1368	[completely miscible at 72°]			
fluoride	SbF ₃	385		444	562					
Arsenic hydride (760 mm), cc	AsH ₃	42	30	28						
oxide (pent-)	As ₂ O ₅	59.5	62.1	65.8	69.8	71.2	73.0	75.1		76.7
oxide (tri-)	As ₂ O ₃	1.20	1.49	1.82	2.31	2.93	4.31	6.11		8.2
Barium acetate	Ba(C ₂ H ₃ O ₂) ₂ · 3H ₂ O	58.8	62	72	75	78.5	75.0	74.0		74.8
azide	Ba(N ₃) ₂	12.5	16.1	17.4 ¹⁷⁷						
bromate	Ba(BrO ₃) ₂ · H ₂ O	0.29	0.44	0.65	0.95	1.31	2.27	3.52	4.26	5.39
bromide	BaBr ₂ · 2H ₂ O	98	101	104	109	114	123	135		149
<i>n</i> -butyrate	Ba(C ₄ H ₇ O ₂) ₂	37.0	36.1	35.4	34.9	35.2	37.2	41.7	45.5	48.1 ^{95*}
caproate	Ba(C ₆ H ₁₁ O ₂) ₂ · 3.5H ₂ O	11.71	8.38	6.89	5.87	5.79	8.39	14.71	19.28	
chlorate	Ba(ClO ₃) ₂ · H ₂ O	20.3	26.9	33.9	41.6	49.7	66.7	84.8		105
chloride	BaCl ₂ · 2H ₂ O	31.2	33.5	35.8	38.1	40.8	46.2	52.5	55.8	59.4
chlorite	Ba(ClO ₂) ₂	43.9	44.6	45.4		47.9	53.8	66.6		80.8
fluoride	BaF ₂		0.159	0.160	0.162					

formate	Ba(CHO ₂) ₂	26.2	28.0	29.9	31.9	34.0	38.6	44.2	47.6	51.3
hydroxide	Ba(OH) ₂	1.67	2.48	3.89	5.59	8.22	20.94	101.4		
iodate	Ba(IO ₃) ₂			0.035	0.046	0.057				
iodide	BaI ₂ · 2H ₂ O	182	201	223	250		264		291	301
nitrate	Ba(NO ₃) ₂	4.95	6.67	9.02	11.48	14.1	20.4	27.2		34.4
nitrite	Ba(NO ₂) ₂ · H ₂ O	50.3	60	72.8		102	151	222	261	325
perchlorate	Ba(ClO ₄) ₂ · 3H ₂ O	239		336		416	495	575		653
propionate	Ba(C ₃ H ₅ O ₂) ₂ · H ₂ O	57.2	56.8		57.5	59.0	62.0	67.8	73.0	82.7
<i>isosuccinate</i>	BaC ₄ H ₄ O ₄	0.421	0.432	0.418	0.393	0.366	0.306	0.237		
sulfamate	Ba(SO ₃ NH ₂) ₂	18.3	22.3	26.8	32.5	38.5	49.6	61.5		73.5
sulfide	BaS	2.88	4.89	7.86	10.38	14.89	27.69	49.91	67.34	60.29
tartrate	Ba(C ₂ H ₂ O ₃) ₂	0.021	0.024	0.028	0.032	0.035	0.044	0.053		
Beryllium nitrate	Be(NO ₃) ₂	97	102	108	113	125	178			
sulfate	BeSO ₄	37.0	37.6	39.1	41.4	45.8	53.1	67.2		82.8
Boric acid	H ₃ BO ₃	2.67	3.73	5.04	6.72	8.72	14.81	23.62	30.38	40.25
Cadmium bromide	CdBr ₂	56.3	75.4	98.8	129	152	153	156		160
chlorate	Cd(ClO ₃) ₂	299	308	322	348	376	455			
chloride	CdCl ₂ · 2.5H ₂ O	90	100	113	132					
	CdCl ₂ · H ₂ O		135	135	135	135	136	140		147
formate	Cd(CHO ₂) ₂	8.3	11.1	14.4	18.6	25.3	59.5	80.5	85.2	94.6
iodide	CdI ₂	78.7		84.7	87.9	92.1	100	111		125
nitrate	Cd(NO ₃) ₂	122	136	150	167	194	310	713		
perchlorate	Cd(ClO ₄) ₂ · 6H ₂ O		180	188	195	203	221	243		272
selenate	CdSeO ₄	72.5	68.4	64.0	58.9	55.0	44.2	32.5	27.2	22.0
sulfate	CdSO ₄	75.4	76.0	76.6		78.5	81.8	66.7	63.1	60.8
Calcium acetate	Ca(OAc) ₂ · 2H ₂ O	37.4	36.0	34.7	33.8	33.2	32.7	33.5	31.1	29.7
benzoate	Ca(OBz) ₂ · 3H ₂ O	2.32	2.45	2.72	3.02	3.42	4.71	6.87	8.55	8.70
bromide	CaBr ₂ · 6H ₂ O	125	132	143	185 ^{34f}	213	278	295		312 ^{105f}
butyrate	Ca(C ₄ H ₇ O ₂) ₂	20.31	19.15	18.20	17.25	16.40	15.15	14.95		15.85
cacodylate	Ca(C ₂ H ₆ AsO ₂) ₂ · 9H ₂ O	48	52	59	71					
chloride	CaCl ₂ · 6H ₂ O	59.5	64.7	74.5	100	128	137	147	154	159
chromate	CaCrO ₄	4.5		2.25	1.83	1.49	0.83			
(mn)	CaCrO ₄ · 2H ₂ O	17.3		16.6	16.1					
formate	Ca(CHO ₂) ₂	16.15		16.60		17.05	17.50	17.95		18.40
gluconate	Ca(C ₆ H ₁₁ O ₇) ₂ · H ₂ O			3.72		5.29		12.11	36.80	57.2 ^{96f}
hydrogen carbonate	Ca(HCO ₃) ₂	16.15		16.60		17.05	17.50	17.95		18.40
hydroxide	Ca(OH) ₂	0.189	0.182	0.173	0.160	0.141	0.121		0.086	0.076

TABLE 5.2 Solubilities of Inorganic Compounds and Metal Salts of Organic Acids in Water at Various Temperatures (*Continued*)

Substance	Formula	0°	10°	20°	30°	40°	60°	80°	90°	100°
Calcium iodate	$\text{Ca}(\text{IO}_3)_2 \cdot 6\text{H}_2\text{O}$	0.090		0.24	0.38	0.52	0.65	0.66	0.67	
iodide	CaI_2	64.6	66.0	67.6	69.0	70.8	74	78		81
lactate	$\text{Ca}(\text{C}_3\text{H}_5\text{O}_3)_2 \cdot 5\text{H}_2\text{O}$	3.1		5.4 ^{15°}	7.9					
levulinate	$\text{Ca}(\text{C}_{10}\text{H}_{14}\text{O}_6)_2 \cdot 2\text{H}_2\text{O}$	38.1		45.1 ^{16°}	55.0	70.3 ^{45°}	88.7 ^{55°}			
malonate	$\text{Ca}(\text{C}_3\text{H}_2\text{O}_4)_2$	0.29	0.33	0.36	0.40	0.42	0.46	0.48		
nitrate	$\text{Ca}(\text{NO}_3)_2 \cdot 4\text{H}_2\text{O}$	102	115	129	152	191		358		363
nitrite	$\text{Ca}(\text{NO}_2)_2 \cdot 4\text{H}_2\text{O}$	63.9		84.5 ^{18°}	104		134	151	166	178
propionate	$\text{Ca}(\text{C}_3\text{H}_5\text{O}_2)_2 \cdot \text{H}_2\text{O}$	42.80		39.85			38.25	39.85	42.15	48.44
selenate	$\text{CaSeO}_4 \cdot 2\text{H}_2\text{O}$	9.73	9.77	9.22	8.79	7.14				
succinate	$\text{Ca}(\text{C}_3\text{H}_2\text{O}_2)_2 \cdot 3\text{H}_2\text{O}$	1.127	1.22	1.28	1.18	0.89	0.68			0.66
sulfamate	$\text{Ca}(\text{SO}_3\text{NH}_2)_2$	56.5	62.8	72.3	84.5	100.1	150.0	215.2	242 ^{95°}	
sulfate	$\text{CaSO}_4 \cdot \frac{1}{2}\text{H}_2\text{O}$			0.32	0.29 ^{25°}	0.26 ^{35°}	0.21 ^{45°}	0.145 ^{65°}	0.12 ^{75°}	0.071
	$\text{CaSO}_4 \cdot 2\text{H}_2\text{O}$	0.223	0.244	0.255 ^{18°}	0.264	0.265	0.244 ^{65°}	0.234 ^{75°}		0.205
tartrate	$\text{CaC}_4\text{H}_4\text{O}_6 \cdot 4\text{H}_2\text{O}$	0.026	0.029	0.034	0.046	0.063	0.091	0.130		
uranyl carbonate	$\text{Ca}_2\text{UO}_2(\text{CO}_3)_3 \cdot 10\text{H}_2\text{O}$	0.1		0.4 ²³	0.8	1.5 ^{55°}				
valerate	$\text{Ca}(\text{C}_5\text{H}_9\text{O}_2)_2$	9.82	9.25	8.80	8.40	8.05	7.78	7.95	8.20	8.78
isovalerate	$\text{Ca}(\text{C}_5\text{H}_9\text{O}_2)_2 \cdot 3\text{H}_2\text{O}$	26.05	22.70	21.80	21.68	22.00	18.38	16.88	16.65	16.55
Carbon disulfide	CS_2	0.204	0.194	0.179	0.155	0.111				
oxide sulfide (STP) mL/100 mL	COS	133.3	83.6	56.1	40.3					
tetrafluoride (STP) mL/100 g	CF_4		0.595	0.490	0.415	0.366				
Cerium(III) ammonium nitrate	$\text{Ce}(\text{NH}_4)_2(\text{NO}_3)_5$		242	276	318	376	681			
(IV) ammonium nitrate	$\text{Ce}(\text{NH}_4)_2(\text{NO}_3)_6$			135	150	169	213			
(III) ammonium sulfate	$\text{Ce}(\text{NH}_4)(\text{SO}_4)_2$			5.53	4.49	3.48	2.02	1.33		
(III) selenate	$\text{Ce}_2(\text{SeO}_3)_3$	39.5	37.2	35.2	33.2	32.6	13.7	4.6	2.1	

(III) sulfate	$\text{Ce}_2(\text{SO}_4)_3 \cdot 9\text{H}_2\text{O}$	21.4		9.84	7.24	5.63	3.87			
	$\text{Ce}_2(\text{SO}_4)_3 \cdot 8\text{H}_2\text{O}$			9.43	7.10	5.70	4.04			
Cesium aluminum sulfate	$\text{Cs}_2\text{Al}_2(\text{SO}_4)_4$	18.8	0.30	0.40	0.61	0.85	2.00	5.40	10.5	22.7
bromate	CsBrO_3	0.21		3.66 ^{25°}	4.53	5.30 ^{35°}				
chlorate	CsClO_3		3.8	6.2	9.5	13.8	26.2	45.0	58.0	79.0
chloride	CsCl	2.46	175	187	197	208	230	250	260	271
chloroaurate(III)	CsAuCl_4	161	0.5	0.8	1.7	3.3	8.9	19.5	27.7	37.9
chloroplatinate(IV)	Cs_2PtCl_6	0.0047	0.0064	0.0087	0.0119	0.0158	0.0290	0.0525	0.0675	0.0914
formate	CsCHO_2	335	381	450	533	694				
iodide	CsI	44.1	58.5	76.5	96	124 ^{45°}	150	190	205	
nitrate	CsNO_3	9.33	14.9	23.0	33.9	47.2	83.8	134	163	197
perchlorate	CsClO_4	0.8	1.0	1.6	2.6	4.0	7.3	14.4	20.5	30.0
sulfate	Cs_2SO_4	167	173	179	184	190	200	210	215	220
Chlorine dioxide	ClO_2	2.76	6.00	8.70 ^{15°}						
Chromium(III) nitrate	$\text{Cr}(\text{NO}_3)_3$	108 ^{5°}	124 ^{15°}	130 ^{25°}	152 ^{35°}					
(VI) oxide	CrO_3	164.8		167.2		172.5	183.9	191.6		206.8
(III) perchlorate	$\text{Cr}(\text{ClO}_4)_3$	104	123	130						
Cobalt(II) bromide	CoBr_2	91.9		112	128	163	227	241		257
chlorate	$\text{Co}(\text{ClO}_3)_2$	135	162	180	195	214	316			
chloride	CoCl_2	43.5	47.7	52.9	59.7	69.5	93.8	97.6	101	106
iodate	$\text{Co}(\text{IO}_3)_2$			1.02	0.90	0.88	0.82	0.73		0.70
nitrate	$\text{Co}(\text{NO}_3)_2$	84.0	89.6	97.4	111	125	174	204	300	
nitrite	$\text{Co}(\text{NO}_2)_2$	0.076	0.24	0.40	0.61	0.85				
sulfate	CoSO_4	25.5	30.5	36.1	42.0	48.8	55.0	53.8	45.3	38.9
	$\text{CoSO}_4 \cdot 7\text{H}_2\text{O}$	44.8	56.3	65.4	73.0	88.1	101			
Copper(II) ammonium chloride	$\text{CuCl}_2 \cdot 2\text{NH}_4\text{Cl}$	28.2	32.0 ^{12°}	35.0	38.3	43.8	56.6	76.5	76.5	
ammonium sulfate	$\text{CuSO}_4 \cdot (\text{NH}_4)_2\text{SO}_4$	11.5	15.1	19.4	24.4	30.5	46.3	69.7	86.1	107
bromide	CuBr_2	107	116	126	128	131 ^{50°}				
chloride	CuCl_2	68.6	70.9	73.0	77.3	87.6	96.5	104	108	120
fluorosilicate	CuSiF_6	73.5	76.5	81.6	84.1 ^{25°}	91.2 ^{50°}		93.2 ^{75°}		
nitrate	$\text{Cu}(\text{NO}_3)_2$	83.5	100	125	156	163	182	208	222	247
potassium sulfate	$\text{CuSO}_4 \cdot \text{K}_2\text{SO}_4$	5.1	7.2	10.0	13.6	18.2				
selenate	CuSeO_4	12.04	14.53	17.51	21.04	25.22	36.50	53.68		
sulfate	$\text{CuSO}_4 \cdot 5\text{H}_2\text{O}$	23.1	27.5	32.0	37.8	44.6	61.8	83.8		114
tartrate	$\text{Cu}_2\text{H}_4\text{O}_6 \cdot 3\text{H}_2\text{O}$		0.020 ^{15°}	0.042	0.089	0.142	0.197	0.144		
Gadolinium bromate	$\text{Gd}(\text{BrO}_3)_3 \cdot 9\text{H}_2\text{O}$	50.2	70.1	95.6	126	166				
sulfate	$\text{Gd}_2(\text{SO}_4)_3$	3.98	3.30	2.60	2.32					

TABLE 5.2 Solubilities of Inorganic Compounds and Metal Salts of Organic Acids in Water at Various Temperatures (*Continued*)

Substance	Formula	0°	10°	20°	30°	40°	60°	80°	90°	100°
Germanium(IV) oxide	GeO ₂		0.49	0.43	0.50	0.61				
Holmium sulfate	Ho ₂ (SO ₄) ₃ · 8H ₂ O			8.18	6.71 ^{25°}	4.52				
Hydrazinium (1+) nitrate	N ₂ H ₅ NO ₃		175	266	402	607	2127			
(2+) sulfate	N ₂ H ₆ SO ₄			2.87	3.89	4.15	9.08	14.39		
(1+) sulfate	(N ₂ H ₅) ₂ SO ₄				221	300	554			
Hydrogen bromide	HBr	221.2	210.3	204.0 ^{15°}		171.5 ^{80°}		150.5 ^{75°}		130.0
chloride	HCl	82.3	77.2	72.1	67.3	63.3	56.1			
selenide, mL at STP	H ₂ Se	386	351	289						
Iodine	I ₂	0.014	0.020	0.029	0.039	0.052	0.100	0.225	0.315	0.445
Iridium(IV) ammonium chloride	(NH ₄) ₂ IrCl ₆	0.556	0.706	0.77	1.21	1.57	2.46	4.38	dec	
sodium chloride	Na ₂ IrCl ₆		34.46 ^{15°}		56.17	96.00	191.2	279.3		
Iron(II) ammonium sulfate	FeSO ₄ · (NH ₄) ₂ SO ₄ · 6H ₂ O	17.23	31.0	36.47	45.0					
(II) bromide	FeBr ₂	101	109	117	124	133	144	168	176	184
(II) chloride	FeCl ₂	49.7	59.0	62.5	66.7	70.0	78.3	88.7	92.3	94.9
(III) chloride	FeCl ₃ · 6H ₂ O	74.4		91.8	106.8					
(II) fluoro-silicate	FeSiF ₆ · 6H ₂ O	72.1	74.4		77.0 ^{25°}		83.7 ^{50°}	88.1 ^{75°}		100.1 ^{106°}
(II) nitrate	Fe(NO ₃) ₂ · 6H ₂ O	113	134				266			
(III) nitrate	Fe(NO ₃) ₃ · 9H ₂ O	112.0		137.7		175.0				
(III) perchlorate	Fe(ClO ₄) ₃	289		368	422	478	772			
(II) sulfate	FeSO ₄ · 7H ₂ O	28.8	40.0	48.0	60.0	73.3	100.7	79.9	68.3	57.8
Lanthanum bromate	La(BrO ₃) ₃	98	120	149	200					
nitrate	La(NO ₃) ₃	100		136		168	247			
selenate	La ₂ (SeO ₃) ₃	50.5	45	45	45	45	18.5	5.4	2.2	
sulfate	La ₂ (SO ₄) ₃	3.00	2.72	2.33	1.90	1.67	1.26	0.91	0.79	0.68
Lead(II) acetate	Pb(C ₂ H ₃ O ₂) ₂	19.8	29.5	44.3	69.8	116				
bromide	PbBr ₂	0.45	0.63	0.86	1.12	1.50	2.29	3.23	3.86	4.55
chloride	PbCl ₂	0.67	0.82	1.00	1.20	1.42	1.94	2.54	2.88	3.20
fluorosilicate	PbSiF ₆	190		222			403	428		463

iodide	PbI ₂	0.044	0.056	0.069	0.090	0.124	0.193	0.294		0.42
nitrate	Pb(NO ₃) ₂	37.5	46.2	54.3	63.4	72.1	91.6	111		133
Lithium acetate	LiC ₂ H ₃ O ₂	31.2	35.1	40.8	50.6	68.6				
ammonium sulfate	LiNH ₄ SO ₄		55.2		55.9	56.1	56.5			
azide	LiN ₃	61.3	64.2	67.2	71.2	75.4	86.6			100
benzoate	LiC ₇ H ₅ O ₂	38.9	41.6	44.7	53.8					
borate (meta-)	LiBO ₂	0.90	1.3	2.7	5.7	10.9				
bromate	LiBrO ₃	154	166	179	198	221	269	308	329	355
bromide	LiBr	143	147	160	183	211	223	245		266
carbonate	Li ₂ CO ₃	1.54	1.43	1.33	1.26	1.17	1.01	0.85		0.72
chlorate	LiClO ₃	241	283	372	488	604	777			
chloride	LiCl	69.2	74.5	83.5	86.2	89.8	98.4	112	121	128
chloroaurate(III)	LiAuCl ₄		113	136	167	206	324	599		
cyanoplatinate(II)	Li ₂ Pt(CN) ₄	105		141	153	160	178	216	239	
formate	LiCHO ₂	32.3	35.7	39.3	44.1	49.5	64.7	92.7	116	138
hydrogen phosphite	Li ₂ HPO ₃	9.97			7.61	7.11	6.03			4.43
hydroxide	LiOH	11.91	12.11	12.35	12.70	13.22	14.63	16.56		19.12
iodide	LiI	151	157	165	171	179	202	435	440	481
molybdate	Li ₂ MoO ₄	82.6		79.5	79.4	78.0				73.9
nitrate	LiNO ₃	53.4	60.8	70.1	138	152	175			
nitrite	LiNO ₂	70.9	82.5	96.8	114	133	177	233	272	324
perchlorate	LiClO ₄	42.7	49.0	56.1	63.6	72.3	92.3	128	151	
phosphate (meta-)	LiPO ₃	0.101		0.058 ^{25°}		0.048				
selenite	Li ₂ SeO ₃	25.0	23.3	21.5	19.6	17.9	14.7	11.9	11.1	9.9
sulfate	Li ₂ SO ₄	36.1	35.5	34.8	34.2	33.7	32.6	31.4	30.9	
tartrate (<i>d</i> -)	Li ₂ C ₄ H ₄ O ₆	42.0	31.8	27.1	26.6	27.2	29.5			
thiocyanate	LiSCN			114	131	153				
vanadate	Li ₃ VO ₄	2.50		4.82	6.28	4.38	2.67			
Magnesium acetate	Mg(C ₂ H ₃ O ₂) ₂	56.7	59.7	53.4	68.6	75.7	118			
bromide	MgBr ₂	98	99	101	104	106	112			125
chlorate	Mg(ClO ₃) ₂	114	123	135	155	178	242		268	
chloride	MgCl ₂	52.9	53.6	54.6	55.8	57.5	61.0	66.1	69.5	73.3
fluorosilicate	MgSiF ₆	26.3		30.8		34.9	44.4			
formate	Mg(CHO ₂) ₂	14.0	14.2	14.4	14.9	15.9	17.9	20.5	22.2	23.9
iodate	Mg(IO ₃) ₂		7.2	8.6	10.0	11.7	15.2	15.5	15.6	
iodide	MgI ₂	120		140		173		186		

TABLE 5.2 Solubilities of Inorganic Compounds and Metal Salts of Organic Acids in Water at Various Temperatures (*Continued*)

Substance	Formula	0°	10°	20°	30°	40°	60°	80°	90°	100°
Magnesium nitrate	Mg(NO ₃) ₂	62.1	66.0	69.5	73.6	78.9	78.9	91.6	106	
selenate	MgSeO ₄	20.0	30.4	38.3	44.3	48.6	55.8			
sulfate	MgSO ₄	22.0	28.2	33.7	38.9	44.5	54.6	55.8	52.9	50.4
sulfite	MgSO ₃	0.339	0.446	0.573	0.751	0.959	0.779	0.642	0.622	
tartrate	MgC ₄ H ₄ O ₆	0.54	0.78	1.06		1.02				
Manganese bromide	MnBr ₂	127	136	147	157	169	197	225	226	228
chloride	MnCl ₂	63.4	68.1	73.9	80.8	88.5	109	113	114	115
fluoride	MnF ₂			1.06		0.67	0.44			0.48
nitrate	Mn(NO ₃) ₂	102	118	139	206					
oxalate	MnC ₂ O ₄	0.020	0.024	0.028	0.033					
sulfate	MnSO ₄	52.9	59.7	62.9	62.9	60.0	53.6	45.6	40.9	35.3
Mercury(II) bromide	HgBr ₂	0.30	0.40	0.56	0.66	0.91	1.68	2.77		4.9
(II) chloride	HgCl ₂	3.63	4.82	6.57	8.34	10.2	16.3	30.0		61.3
(I) perchlorate	Hg ₂ (ClO ₄) ₂	282	325	367	407	455	499	541		580
Molybdenum trioxide	MoO ₃			0.134	0.285	0.454	1.08	1.74		
Neodymium bromate	Nd(BrO ₃) ₃	43.9	59.2	75.6	95.2	116				
chloride	NdCl ₃		96.7	98.0	99.6	102	105			
nitrate	Nd(NO ₃) ₃	127	133	142	145	159	211			
selenate	Nd ₂ (SeO ₃) ₃	46.2	44.6	41.8	39.9	39.9	43.9	7.0	3.3	
sulfate	Nd ₂ (SO ₄) ₃	13.0	9.7	7.1	5.3	4.1	2.8	2.2	1.2	
Nickel bromide	NiBr ₂	113	122	131	138	144	153	154		155
chlorate	Ni(ClO ₃) ₂	111	120	133	155	181	221	308		
chloride	NiCl ₂	53.4	56.3	60.8	70.6	73.2	81.2	86.6		87.6
fluoride	NiF ₂		2.55	2.56			2.56			2.59
iodate	Ni(IO ₃) ₂				1.15		1.06			1.00
	Ni(IO ₃) ₂ · 4H ₂ O	0.74		1.09	1.43					
iodide	NiI ₂	124	135	148	161	174	184	187	188	
nitrate	Ni(NO ₃) ₂	79.2		94.2	105	119	158	187	188	
perchlorate	Ni(ClO ₄) ₂	105	107	110	113	117				

Nickel sulfate	NiSO ₄ · 6H ₂ O	(pale blue)		40.1	43.6	47.6					
		(green)		44.4	46.6	49.2	55.6	64.5	70.1	76.7	
	NiSO ₄ · 7H ₂ O		26.2	32.4	37.7	43.4	50.4				
Osmium tetroxide	OsO ₄		5.26	5.75	6.43						
Oxalic acid	H ₂ C ₂ O ₄		3.54	6.08	9.52	14.23	21.52	44.32	84.5	120	
Potassium acetate	KC ₂ H ₃ O ₂		216	233	256	283	324	350	381	398	
aluminum sulfate	KAl(SO ₄) ₂		3.00	3.99	5.90	8.39	11.7	24.8	71.0	109	
azide	KN ₃		41.4	46.2	50.8	55.8	61.0				106
benzoate	KC ₇ H ₅ O ₂			65.8	70.7	76.7	82.1				
bromate	KBrO ₃		3.09	4.72	6.91	9.64	13.1	22.7	34.1		49.9
bromide	KBr		53.6	59.5	65.3	70.7	75.4	85.5	94.9	99.2	104
cadmium bromide	KCdBr ₃		116	133	150	170	191	233	276	298	325
cadmium chloride	KCdCl ₃		26.6	32.3	38.9	45.6	53.1	67.5	83.5		101
carbonate	K ₂ CO ₃		105	108	111	114	117	127	140	148	156
chlorate	KClO ₃		3.3	5.2	7.3	10.1	13.9	23.8	37.6	46.0	56.3
chloride	KCl		28.0	31.2	34.2	37.2	40.1	45.8	51.3	53.9	56.3
chloroaurate(III)	KAuCl ₄			38.3	61.8	94.9	145	405			
chloroplatinate(IV)	K ₂ PtCl ₆		0.48	0.60	0.78	1.00	1.36	2.45	3.71		5.03
chromate	K ₂ CrO ₄		56.3	60.0	63.7	66.7	67.8	70.1		74.5	
citrate	K ₃ C ₆ H ₅ O ₇			153	172	194					
cobalt(II) sulfate	K ₂ Co(SO ₄) ₂		8.5	11.7	15.5	19.3	23.3	32.5	47.7		
copper(II) sulfate	K ₂ Cu(SO ₄) ₂		5.1	7.2	10.0	13.6	18.2				
cyanoplatinate(II)	K ₂ Pt(CN) ₄		11.6	19.8	33.9	52.0	78.3	139	177	194	
dichromate	K ₂ Cr ₂ O ₇		4.7	7.0	12.3	18.1	26.3	45.6	73.0		
dihydrogen phosphate	KH ₂ PO ₄		14.8	18.3	22.6	28.0	33.5	50.2	70.4	83.5	
dithionate	K ₂ S ₂ O ₆		2.6	4.2	6.6	9.3					
ferricyanide	K ₃ Fe(CN) ₆		30.2	38	46	53	59.3	70			91
ferrocyanide	K ₄ Fe(CN) ₆		14.3	21.1	28.2	35.1	41.4	54.8	66.9	71.5	74.2
fluoride	KF		44.7	53.5	94.9	108	138	142	150		
fluorogermanate(IV)	K ₂ GeF ₆		0.25	0.36	0.50	0.66	0.96				
fluorosilicate	K ₂ SiF ₆		0.077	0.102	0.151	0.202	0.253				
fluorotitanate(IV)	K ₂ TiF ₆		0.55	0.91	1.28						
formate	KCHO ₂			313	337	361	398	471	580	658	
hydrogen carbonate	KHCO ₃		22.5	27.4	33.7	39.9	47.5	65.6			

TABLE 5.2 Solubilities of Inorganic Compounds and Metal Salts of Organic Acids in Water at Various Temperatures (*Continued*)

Substance	Formula	0°	10°	20°	30°	40°	60°	80°	90°	100°
Potassium hydrogen fluoride	KHF ₂	24.5	30.1	39.2	46.8	56.5	78.8	114		
hydrogen selenite	KH ₃ (SeO ₃) ₂	115	162	215	300	408	900			
hydrogen sulfate	KHSO ₄	36.2		48.6	54.3	61.0	76.4	96.1		122
hydrogen tartrate	KC ₄ H ₃ O ₆	0.231	0.358	0.523	0.762					
hydroxide	KOH	95.7	103	112	126	134	154			178
iodate	KIO ₃	4.60	6.27	8.08	10.3	12.6	18.3	24.8		32.3
iodide	KI	128	136	144	153	162	176	192	198	206
iron(II) sulfate	K ₂ Fe(SO ₄) ₂	19.6	24.5	32.1	39.1	44.9	57.2			
magnesium sulfate	K ₂ Mg(SO ₄) ₂	14.0	19.5	25.0	30.4	36.6	50.2	63.4		
nickel sulfate	K ₂ Ni(SO ₄) ₂	3.37	4.50	5.94	7.72	9.85	15.4	23.0	27.8	33.4
nitrate	KNO ₃	13.9	21.2	31.6	45.3	61.3	106	167	203	245
nitrite	KNO ₂	279	292	306	320	329	348	376	390	410
oxalate	K ₂ C ₂ O ₄	25.5	31.9	36.4	39.9	43.8	53.2	63.6	69.2	75.3
perchlorate	KClO ₄	0.76	1.06	1.68	2.56	3.73	7.3	13.4	17.7	22.3
periodate	KIO ₄	0.17	0.28	0.42	0.65	1.0	2.1	4.4	5.9	
permanganate	KMnO ₄	2.83	4.31	6.34	9.03	12.6	22.1			
peroxodisulfate	K ₂ S ₂ O ₈	1.65	2.67	4.70	7.75	11.0				
perrhenate	KReO ₄	0.34	0.63	0.99	1.47	2.2	4.58	8.7		
phosphate	K ₃ PO ₄		81.5	92.3	108	133				
salicylate	KC ₇ H ₃ O ₃	21.2	32.4	47.1	61.3	78.6	116	156		
selenate	K ₂ SeO ₄	107	109	111	113	115	119	121		122
selenite	K ₂ SeO ₃	169	186	203	217	217	220			217
sulfate	K ₂ SO ₄	7.4	9.3	11.1	13.0	14.8	18.2	21.4	22.9	24.1
sulfite	K ₂ SO ₃	106		106	107	107	108			112
tellurate	K ₂ TeO ₄	8.8		27.5	50.4					
thioantimonate(V)	K ₃ SbS ₄	306	320		302	315		381		
thiocyanate	KSCN	177	198	224	255	289	372	492	571	675
thiosulfate	K ₂ S ₂ O ₃	96		155	175	205	238	293	312	
zinc sulfate	K ₂ Zn(SO ₄) ₂ · 6H ₂ O	13.0	18.9	25.9	35.0	44.9	72.1			

Praseodymium bromate	Pr(BrO ₃) ₃	55.9	73.0	91.8	114	144				
nitrate	Pr(NO ₃) ₃			112	162	178				
selenate	Pr ₂ (SeO ₃) ₃	36.2			32.4	31.2	30.4	5.43	3.6	
sulfate	Pr ₂ (SO ₄) ₃	19.8	15.6	12.6	9.89	2.56	5.04	3.5	1.1	0.91
Rubidium aluminum										
sulfate	Rb ₂ Al ₂ (SO ₄) ₄	0.72	1.05	1.50	2.20	3.25	7.40	21.6		
bromate	RbBrO ₃				3.6	5.1				
bromide	RbBr	90	99	108	119	132	158			
chlorate	RbClO ₃	2.1	3.4	5.4	8.0	11.6	22	38	49	63
chloride	RbCl	77	84	91	98	104	115	127	133	143
chloroaurate(III)	RbAuCl ₄		4.8	9.9	15.5	21.5	36.2	54.6	65.8	79.2
chloroplatinate(IV)	Rb ₂ PtCl ₆	0.014	0.020	0.028	0.040	0.056	0.090	0.182	0.247	0.333
chromate	Rb ₂ CrO ₄	62.0	67.5	73.6	78.9	85.6	95.7			
cobalt sulfate	Rb ₂ Co(SO ₄) ₂	5.10	7.47	10.8	14.5	18.2	30.2	44.9	55.0	70.1
dichromate (mn)	Rb ₂ Cr ₂ O ₇			5.9	10.0	15.2	32.3			
(tric)				5.8	9.5	14.8	32.4			
formate	RbCHO ₂		443	554	614	694	900			
iron(III) sulfate	RbFe(SO ₄) ₂ · 12H ₂ O		8.0	20	35	52				
nitrate	RbNO ₃	19.5	33.0	52.9	81.2	117	200	310	374	452
perchlorate	RbClO ₄	1.09	1.19	1.55	2.20	3.26	6.27	11.0	15.5	22.0
salicylate	RbC ₇ H ₅ O ₃		187	212	238	268	324			
sulfate	Rb ₂ SO ₄	37.5	42.6	48.1	53.6	58.5	67.5	75.1	78.6	81.8
Samarium bromate	Sm(BrO ₃) ₃	34.2	47.6	62.5	79.0	98.5				
chloride	SmCl ₃		92.4	93.4	94.6	96.9				
Selenic acid	H ₂ SeO ₄	426		567	1328					
Selenious acid	H ₂ SeO ₃	90.1	122.2	166.7	235.6	344.4	383.1	383.1	385.4	
Selenium dioxide	SeO ₂		222	257	291	335	440			
Silver acetate	AgC ₂ H ₃ O ₂	0.73	0.89	1.05	1.23	1.43	1.93	2.59		
bromate	AgBrO ₃		0.11	0.16	0.23	0.32	0.57	0.94	1.33	
chlorate	AgClO ₃		10.4	15.3	20.9	26.8				
fluoride	AgF	85.9	120	172	190	203				
nitrate	AgNO ₃	122	167	216	265	311	440	585	652	733
nitrite	AgNO ₂	0.16	0.22	0.34	0.51	0.73	1.39			
perchlorate	AgClO ₄	455	484	525	594	635				793
sulfamate	AgNH ₂ SO ₃	2.30	4.82	7.53	10.3	15.3	28.5			
sulfate	Ag ₂ SO ₄	0.57	0.70	0.80	0.89	0.98	1.15	1.30	1.36	1.41

TABLE 5.2 Solubilities of Inorganic Compounds and Metal Salts of Organic Acids in Water at Various Temperatures (*Continued*)

Substance	Formula	0°	10°	20°	30°	40°	60°	80°	90°	100°
Sodium acetate	NaC ₂ H ₃ O ₂	36.2	40.8	46.4	54.6	65.6	139	153	161	170
aluminum sulfate	Na ₂ Al ₂ (SO ₄) ₄	37.4	39.3	39.7	41.7	43.8				
azide	NaN ₃	38.9	39.9	40.8						55.3
benzoate	NaC ₇ H ₅ O ₂	62.6	62.8	62.8	62.9	63.1	64.5	68.6	70.6	73.3
borate (penta-)	Na ₂ B ₁₀ O ₁₆	6.4	8.6	12.0	16.4	22.0	37.9	63.4	83.5	108
borate (tetra-)	Na ₂ B ₄ O ₇	1.11	1.60	2.56	3.86	6.67	19.0	31.4	41.0	52.5
bromate	NaBrO ₃	24.2	30.3	36.4	42.6	48.8	62.6	75.7		90.8
bromide	NaBr	80.2	85.2	90.8	98.4	107	118	120	121	121
carbonate	Na ₂ CO ₃	7.00	12.5	21.5	39.7	49.0	46.0	43.9	43.9	
chlorate	NaClO ₃	79.6	87.6	95.9	105	115	137	167	184	204
chloride	NaCl	35.7	35.8	35.9	36.1	36.4	37.1	38.0	38.5	39.2
chloraurate(III)	NaAuCl ₄		139	151	178	227	900			
chloroiridate(IV)	Na ₂ IrCl ₆		31.6	39.3	56.2	96.1	192	279		
chromate	Na ₂ CrO ₄	31.7	50.1	84.0	88.0	96.0	115	125		126
cyanide	NaCN	40.8	48.1	58.7	71.2					
dichromate	Na ₂ Cr ₂ O ₇	163	172	183	198	215	269	376	405	415
diethyl barbiturate	NaC ₈ H ₁₁ N ₂ O ₃		12.7	21.5	24.7				48.0	
dihydrogen phosphate (ortho-)	NaH ₂ PO ₄	56.5	69.8	86.9	107	133	172	211	234	
dihydrogen phosphate (pyro-)	Na ₂ H ₂ P ₂ O ₇	4.47	6.95	12.0	17.1	18.4				
dithionate	Na ₂ S ₂ O ₆	6.3	11.1	15.1	19.6	24.7	36.1	49.3	56.3	64.7
dodecanesulfonate	NaC ₁₂ H ₂₅ SO ₃			0.13	0.25	6.54				
dodecanoate	NaC ₁₂ H ₂₃ O ₂				4.58	22.7	105	170		
EDTA (Y)*	Na ₂ H ₂ Y · 2H ₂ O	10.6		11.1	12.8	14.2	17.0	22.2	24.3	27.0 ^{98*}
ferrocyanide	Na ₄ Fe(CN) ₆	11.2	14.8	18.8	23.8	29.9	43.7	62.1		
fluoride	NaF	3.66		4.06	4.22	4.40	4.68	4.89		5.08
fluoroberyllate	Na ₂ BeF ₄	1.33		1.44		1.92	2.24	2.62	2.73	
fluorogermanate	Na ₂ GeF ₆	1.52	1.68		2.25	2.83		3.36		
fluorosilicate	Na ₂ SiF ₆	4.35	5.7	7.2	8.6	10.3	14.3	18.7	21.5	24.5

formate	NaCHO ₂	43.9	62.5	81.2	102	108	122	138	147	160
germanate	Na ₂ GeO ₃	14.4	18.8	23.8	28.7	37.2	65.0	116		
hydrogen arsenate	Na ₂ HAsO ₄	5.9	13.0	33.9	49.3	69.5	144	186	188	198
hydrogen carbonate	NaHCO ₃	7.0	8.1	9.6	11.1	12.7	16.0			
hydrogen phosphate	Na ₂ HPO ₄	1.68	3.53	7.83	22.0	55.3	82.8	92.3	102	104
hydrogen phosphite	Na ₂ HPO ₃	418	424	429	566					
hydrogen succinate	NaC ₄ H ₅ O ₄	17.5	25.3	34.8	47.7	61.6	74.5	90.1		
hydroxide	NaOH		98	109	119	129	174			
hydroxostannate(IV)	Na ₂ Sn(OH) ₆	46.0		43.7	42.7	38.9				
hypochlorite	NaClO	29.4	36.4	53.4	100	110				
iodate	NaIO ₃	2.48	4.59	8.08	10.7	13.3	19.8	26.6	29.5	33.0
iodide	NaI	159	167	178	191	205	257	295		302
molybdate	Na ₂ MoO ₄	44.1	64.7	65.3	66.9	68.6	71.8			
nitrate	NaNO ₃	73.0	80.8	87.6	94.9	102	122	148		180
nitrite	NaNO ₂	71.2	75.1	80.8	87.6	94.9	111	133		160
oxalate	Na ₂ C ₂ O ₄	2.69	3.05	3.41	3.81	4.18	4.93	5.71		6.50
perchlorate	NaClO ₄	167	183	201	222	245	288	306		329
periodate	NaIO ₄	1.83	5.6	10.3	19.9	30.4				
phosphate	Na ₃ PO ₄	4.5	8.2	12.1	16.3	20.2	29.9	60.0	68.1	77.0
potassium tartrate	NaKC ₄ H ₄ O ₆	31.9	46.6	67.8	102					
salicylate	NaC ₇ H ₅ O ₃		44.7	95.3	111	117	130	144		
selenate	Na ₂ SeO ₄	13.3	25.2	26.9	77.0	81.8	78.6	74.8	73.0	72.7
selenite	Na ₂ SeO ₃	78.6	81.2	86.2	94.2	96.5	91.6	86.6	84.5	82.5
sulfate	Na ₂ SO ₄	4.9	9.1	19.5	40.8	48.8	45.3	43.7	42.7	42.5
	Na ₂ SO ₄ · 7H ₂ O	19.5	30.0	44.1						
sulfide	Na ₂ S	9.6	12.1	15.7	20.5	26.6	39.1	55.0	65.3	
sulfite	Na ₂ SO ₃	14.4	19.5	26.3	35.5	37.2	32.6	29.4	27.9	
thioantimonate(V)	Na ₃ SbS ₄	13.4	20.0	27.9	37.2	49.3	53.8	88.3		
thiocyanate	NaSCN		111	134	164	176	192	210	218	
thiosulfate	Na ₂ S ₂ O ₃ · 5H ₂ O	50.2	59.7	70.1	83.2	104				
tungstate	Na ₂ WO ₄	71.5		73.0		77.6		90.8		97.2
vanadate	NaVO ₃			19.3	22.5	26.3	33.0	40.8		
Strontium acetate	Sr(C ₂ H ₃ O ₂) ₂	37.0	42.9	41.1	39.5	38.3	36.8	36.1	36.2	36.4
bromide	SrBr ₂	85.2	93.4	102	112	123	150	182		223
chloride	SrCl ₂	43.5	47.7	52.9	58.7	65.3	81.8	90.5		101
chromate	SrCrO ₄		0.085	0.090				0.058		

*Properly called dihydrogen ethylenediaminetetraacetate (Na₂H₂EDTA · 2H₂O).

TABLE 5.2 Solubilities of Inorganic Compounds and Metal Salts of Organic Acids in Water at Various Temperatures (*Continued*)

Substance	Formula	0°	10°	20°	30°	40°	60°	80°	90°	100°
Strontium fluoride	SrF ₂	0.0113		0.0117	0.0119					
formate	Sr(CHO ₂) ₂	9.1	10.6	12.7	15.2	17.8	25.0	31.9	32.9	34.4
hydroxide	Sr(OH) ₂	0.91	1.25	1.77	2.64	3.95	8.42	20.2	44.5	91.2
iodide	SrI ₂	165		178		192	218	270	365	383
nitrate	Sr(NO ₃) ₂	39.5	52.9	69.5	88.7	89.4	93.4	96.9	98.4	
nitrite	Sr(NO ₂) ₂			65	72	79	97	130	134	
oxide	SrO				1.03	1.05	3.40	9.15	13.13	12.15
sulfate	SrSO ₄	0.0113	0.0129	0.0132	0.0138	0.0141	0.0131	0.0116	0.0115	
Sulfamic acid	H ₂ NSO ₃ H	14.7	18.6	21.3	26.1	29.5	37.1	47.1		
Telluric acid	H ₆ TeO ₄	16.2	33.8	41.6	50.0	57.2	77.5	106		155
Terbium bromate	Tb(BrO ₃) ₃ · 9H ₂ O	66.4	89.7	117	152	198				
Thallium(I) azide	TlN ₃	0.171	0.236	0.364						
bromide	TlBr	0.022	0.032	0.048	0.068	0.097	0.177			
carbonate	Tl ₂ CO ₃			5.3			12.2			27.2
chlorate	TlClO ₃	2.00		3.92		12.7 ^{50°}		36.6		57.3
chloride	TlCl	0.21	0.25	0.33	0.42	0.52	0.80	1.20		1.80
hydroxide	TlOH	25.4	29.6	35.0	40.4	49.4	73.3	106	126	150
iodide	TlI	0.002		0.006		0.015	0.035	0.070		0.120
nitrate	TlNO ₃	3.90	6.22	9.55	14.3	21.0	46.1	110	200	414
nitrite	TlNO ₂	17.9	28.9	40.3	53.2	83.6	216	1150	750	
perchlorate	TlClO ₄	6.00	8.04	13.1	19.7	28.3	50.8	81.5		
picrate	TlOC ₆ H ₂ (NO ₂) ₃	0.135		0.40	0.57	0.83	1.73			
selenate	Tl ₂ SeO ₄		2.17	2.80				8.50		10.8
sulfate	Tl ₂ SO ₄	2.73	3.70	4.87	6.16	7.53	11.0	14.6	16.5	18.4
Thorium nitrate	Th(NO ₃) ₄	186	187	191						
sulfate	Th(SO ₄) ₂ · 4H ₂ O					4.04	1.63			
	Th(SO ₄) ₂ · 9H ₂ O	0.74	0.99	1.38	1.99	3.00				
Tin(II) iodide	SnI ₂			0.99	1.17	1.42	2.11	3.04	3.58	4.20
Uranium(IV) sulfate	U(SO ₄) ₂ · 4H ₂ O				10.1	9.0	7.7			
	U(SO ₄) ₂ · 8H ₂ O			11.9	17.9	29.2	55.8			

Uranyl nitrate	$\text{UO}_2(\text{NO}_3)_2$	98	107	122	141	167	317	388	426	474
oxalate	$\text{UO}_2\text{C}_2\text{O}_4$		0.45	0.50	0.61	0.80	1.22	1.94		3.16
Ytterbium sulfate	$\text{Yb}_2(\text{SO}_4)_3$	44.2	37.5		22.2	17.2	10.4	6.4	5.8	4.7
Yttrium bromide	YBr_3	63.9		75.1		87.3		116	123	
chloride	YCl_3	77.3	78.1	78.8	79.6	80.8				
nitrate	$\text{Y}(\text{NO}_3)_3$	93.1	106	123	143	163	200			
sulfate	$\text{Y}_2(\text{SO}_4)_3$	8.05	7.67	7.30	6.78	6.09	4.44	2.89	2.2	
Zinc bromide	ZnBr_2	389		446	528	591	618	645		672
chlorate	$\text{Zn}(\text{ClO}_3)_2$	145	152	200	209	223				
chloride	ZnCl_2	342	363	395	437	452	488	541		614
formate	$\text{Zn}(\text{CHO}_2)_2$	3.70	4.30	5.20	6.10	7.40	11.8	21.2	28.8	38.0
iodide	ZnI_2	430		432		445	467	490		510
nitrate	$\text{Zn}(\text{NO}_3)_2$	98			138	211				
sulfate (rh)	ZnSO_4	41.6	47.2	53.8	61.3	70.5	75.4	71.1		60.5
sulfate (mn)			54.4	60.0	65.5					
tartrate	$\text{ZnC}_4\text{H}_4\text{O}_6$			0.022	0.041	0.060	0.104	0.059		

5.2 VAPOR PRESSURES

TABLE 5.3 Vapor Pressure of Mercury

Temp. °C	mm of Hg	Temp. °C	mm of Hg	Temp. °C	mm of Hg
0	0.000 185	92	0.1769	184	10.116
2	0.000 228	94	0.1976	186	10.839
4	0.000 276	96	0.2202	188	11.607
6	0.000 335	98	0.2453	190	12.423
8	0.000 406	100	0.2729	192	13.287
10	0.000 490	102	0.3032	194	14.203
12	0.000 588	104	0.3366	196	15.173
14	0.000 706	106	0.3731	198	16.200
16	0.000 846	108	0.4132	200	17.287
18	0.001 009	110	0.4572	202	18.437
20	0.001 201	112	0.5052	204	19.652
22	0.001 426	114	0.5576	206	20.936
24	0.001 691	116	0.6150	208	22.292
26	0.002 000	118	0.6776	210	23.723
28	0.002 359	120	0.7457	212	25.233
30	0.002 777	122	0.8198	214	26.826
32	0.003 261	124	0.9004	216	28.504
34	0.003 823	126	0.9882	218	30.271
36	0.004 471	128	1.084	220	32.133
38	0.005 219	130	1.186	222	34.092
40	0.006 079	132	1.298	224	36.153
42	0.007 067	134	1.419	226	38.318
44	0.008 200	136	1.551	228	40.595
46	0.009 497	138	1.692	230	42.989
48	0.010 98	140	1.845	232	45.503
50	0.012 67	142	2.010	234	48.141
52	0.014 59	144	2.188	236	50.909
54	0.016 77	146	2.379	238	53.812
56	0.019 25	148	2.585	240	56.855
58	0.022 06	150	2.807	242	60.044
60	0.025 24	152	3.046	244	63.384
62	0.028 83	154	3.303	246	66.882
64	0.032 87	156	3.578	248	70.543
66	0.037 40	158	3.873	250	74.375
68	0.042 51	160	4.189	252	78.381
70	0.048 25	162	4.528	254	82.568
72	0.054 69	164	4.890	256	86.944
74	0.061 89	166	5.277	258	91.518
76	0.069 93	168	5.689	260	96.296
78	0.078 89	170	6.128	262	101.28
80	0.088 80	172	6.596	264	106.48
82	0.100 0	174	7.095	266	111.91
84	0.112 4	176	7.626	268	117.57
86	0.126 1	178	8.193	270	123.47
88	0.1413	180	8.796	272	129.62
90	0.1582	182	9.436	274	136.02

TABLE 5.3 Vapor Pressure of Mercury (*Continued*)

Temp. °C	mm of Hg	Temp. °C	mm of Hg	Temp. °C	mm of Hg
276	142.69	332	478.13	388	1299.1
278	149.64	334	497.12	390	1341.9
280	156.87	336	516.74	392	1386.1
282	164.39	338	537.00	394	1431.3
284	172.21	340	557.90	396	1477.7
286	180.34	342	579.45	398	1525.2
288	188.79	344	601.69	400	1574.1
290	197.57	346	624.64	430	2464
292	206.70	348	648.30	460	3715
294	216.17	350	672.69	490	5420
296	226.00	352	697.83	520	7691
298	236.21	354	723.73	550	10650
300	246.80	356	750.43	600	22.87 atm
302	257.78	358	777.92	650	35.49 atm
304	269.17	360	806.23	700	52.51 atm
306	280.98	362	835.38	750	74.86 atm
308	293.21	364	865.36	800	103.31 atm
310	305.89	366	896.23	850	138.42 atm
312	319.02	368	928.02	900*	180.92 atm
314	332.62	370	960.66	950	226.58 atm
316	346.70	372	994.34	1000	290.5 atm
318	361.26	374	1028.9	1050	358.1 atm
320	376.33	376	1064.4	1100	437.3 atm
322	391.92	378	1100.9	1150	521.3 atm
324	408.04	380	1138.4	1200	616.8 atm
326	424.71	382	1177.0	1250	721.4 atm
328	441.94	384	1216.6	1300	835.9 atm
330	459.74	386	1257.3		

* Critical point.

TABLE 5.4 Vapor Pressure of Ice in Millimeters of Mercury*For temperatures from -99 to 0°C.*

The values in the table are for ice in contact with its own vapor. Where the ice is in contact with air at a temperature $t^\circ\text{C}$, this correction must be added: Correction = $20p/(100)(t + 273)$.

$t, ^\circ\text{C}$	$p, \text{ mm Hg}$	$t, ^\circ\text{C}$	$p, \text{ mm Hg}$	$t, ^\circ\text{C}$	$p, \text{ mm Hg}$
-99	0.000 012	-51	0.026 1	-16.5	1.080
-98	0.000 015	-50	0.029 6	-16.0	1.132
-97	0.000 018	-49	0.033 4	-15.5	1.186
-96	0.000 022	-48	0.037 8	-15.0	0.241
-95	0.000 027	-47	0.042 6	-14.5	1.300
-94	0.000 033	-46	0.048 1	-14.0	1.361
-93	0.000 040	-45	0.054 1	-13.5	1.424
-92	0.000 048	-44	0.060 9	-13.0	1.490
-91	0.000 058	-43	0.068 4	-12.5	1.559
-90	0.000 070	-42	0.076 8	-12.0	1.632
-89	0.000 084	-41	0.086 2	-11.5	1.707
-88	0.000 10	-40	0.096 6	-11.0	1.785
-87	0.000 12	-39	0.108 1	-10.5	1.866
-86	0.000 14	-38	0.120 9	-10.0	1.950
-85	0.000 17	-37	0.135 1	-9.8	1.985
-84	0.000 20	-36	0.150 7	-9.6	2.021
-83	0.000 24	-35	0.168 1	-9.4	2.057
-82	0.000 29	-34	0.187 3	-9.2	2.093
-81	0.000 34	-33	0.208 4	-9.0	2.131
-80	0.000 40	-32	0.231 8	-8.8	2.168
-79	0.000 47	-31	0.257 5	-8.6	2.207
-78	0.000 56	-30.0	0.285 9	-8.4	2.246
-77	0.000 66	-29.5	0.301	-8.2	2.285
-76	0.000 77	-29.0	0.317	-8.0	2.326
-75	0.000 90	-28.5	0.334	-7.8	2.367
-74	0.001 05	-28.0	0.351	-7.6	2.408
-73	0.001 23	-27.5	0.370	-7.4	2.450
-72	0.001 43	-27.0	0.389	-7.2	2.493
-71	0.001 67	-26.5	0.409	-7.0	2.537
-70	0.001 94	-26.0	0.430	-6.8	2.581
-69	0.002 25	-25.5	0.453	-6.6	2.626
-68	0.002 61	-25.0	0.476	-6.4	2.672
-67	0.003 02	-24.5	0.500	-6.2	2.718
-66	0.003 49	-24.0	0.526	-6.0	2.765
-65	0.004 03	-23.5	0.552	-5.8	2.813
-64	0.004 64	-23.0	0.580	-5.6	2.862
-63	0.005 34	-22.5	0.609	-5.4	2.912
-62	0.006 14	-22.0	0.640	-5.2	2.962
-61	0.007 03	-21.5	0.672	-5.0	3.013
-60	0.008 08	-21.0	0.705	-4.8	3.065
-59	0.009 25	-20.5	0.740	-4.6	3.117
-58	0.010 6	-20.0	0.776	-4.4	3.171
-57	0.012 1	-19.5	0.814	-4.2	3.225
-56	0.013 8	-19.0	0.854	-4.0	3.280
-55	0.015 7	-18.5	0.895	-3.8	3.336
-54	0.017 8	-18.0	0.939	-3.6	3.393
-53	0.020 3	-17.5	0.984	-3.4	3.451
-52	0.023 0	-17.0	1.031	-3.2	3.509

TABLE 5.4 Vapor Pressure of Ice in Millimeters of Mercury (*Continued*)

$t, ^\circ\text{C}$	$p, \text{ mm Hg}$	$t, ^\circ\text{C}$	$p, \text{ mm Hg}$	$t, ^\circ\text{C}$	$p, \text{ mm Hg}$
-3.0	3.568	-1.8	3.946	-0.8	4.287
-2.8	3.360	-1.6	4.012	-0.6	4.359
-2.6	3.691	-1.4	4.079	-0.4	4.431
-2.4	3.753	-1.2	4.147	-0.2	4.504
-2.2	3.816	-1.0	4.217	0.0	4.579
-2.0	3.880				

TABLE 5.5 Vapor Pressure of Liquid Ammonia, NH_3

$t^\circ\text{C.}$	p in atm	$t^\circ\text{C.}$	p in atm	$t^\circ\text{C.}$	p in atm
-78	0.0582	-6	3.3677	66	29.784
-76	0.0683	-4	3.6405	68	31.211
-74	0.0797	-2	3.9303	70	32.687
-72	0.0929	0	4.2380	72	34.227
-70	0.1078	+2	4.5640	74	35.813
-68	0.1246	4	4.9090	76	37.453
-66	0.1437	6	5.2750	78	39.149
-64	0.1651	8	5.6610	80	40.902
-62	0.1891	10	6.0685	82	42.712
-60	0.2161	12	6.4985	84	44.582
-58	0.2461	14	6.9520	86	46.511
-56	0.2796	16	7.4290	88	48.503
-54	0.3167	18	7.9310	90	50.558
-52	0.3578	20	8.4585	92	52.677
-50	0.4034	22	9.0125	94	54.860
-48	0.4536	24	9.5940	96	57.111
-46	0.5087	26	10.2040	98	59.429
-44	0.5693	28	10.8430	100	61.816
-42	0.6357	30	11.512	102	64.274
-40	0.7083	32	12.212	104	66.804
-38	0.7875	34	12.943	106	69.406
-36	0.8738	36	13.708	108	72.084
-34	0.9676	38	14.507	110	74.837
-32	1.0695	40	15.339	112	77.668
-30	1.1799	42	16.209	114	80.578
-28	1.2992	44	17.113	116	83.570
-26	1.4281	46	18.056	118	86.644
-24	1.5671	48	19.038	120	89.802
-22	1.7166	50	20.059	122	93.045
-20	1.8774	52	21.121	124	96.376
-18	2.0499	54	22.224	126	99.796
-16	2.2349	56	23.372	128	103.309
-14	2.4328	58	24.562	130	106.913
-12	2.6443	60	25.797	132	110.613
-10	2.8703	62	27.079	132.3	111.3(c.p.)
-8	3.1112	64	28.407		

TABLE 5.6 Vapor Pressure of Water*For temperatures from -10 to 120°C.*

The values in the table are for water in contact with its own vapor. Where the water is in contact with air at a temperature t in degrees Celsius, the following correction must be added: Correction (when $t \leq 40^\circ\text{C}$) = $p(0.775 - 0.000\ 313t)/100$; correction (when $t > 50^\circ\text{C}$) = $p(0.0652 - 0.000\ 087\ 5t)/100$.

$t, ^\circ\text{C}$	$p, \text{ mm Hg}$	$t, ^\circ\text{C}$	$p, \text{ mm Hg}$	$t, ^\circ\text{C}$	$p, \text{ mm Hg}$	$t, ^\circ\text{C}$	$p, \text{ mm Hg}$
-10.0	2.149	13.0	11.231	23.4	21.583	32.6	36.891
-9.5	2.236	13.5	11.604	23.6	21.845	32.8	37.308
-9.0	2.326	14.0	11.987	23.8	22.110	33.0	37.729
-8.5	2.418	14.5	12.382	24.0	22.387	33.2	38.155
-8.0	2.514	15.0	12.788	24.2	22.648	33.4	38.584
-7.5	2.613	15.2	12.953	24.4	22.922	33.6	39.018
-7.0	2.715	15.4	13.121	24.6	23.198	33.8	39.457
-6.5	2.822	15.6	13.290	24.8	23.476	34.0	39.898
-6.0	2.931	15.8	13.461	25.0	23.756	34.2	40.344
-5.5	3.046	16.0	13.634	25.2	24.039	34.4	40.796
-5.0	3.163	16.2	13.809	25.4	24.326	34.6	41.251
-4.5	3.284	16.4	13.987	25.6	24.617	34.8	41.710
-4.0	3.410	16.6	14.166	25.8	24.912	35.0	42.175
-3.5	3.540	16.8	13.347	26.0	25.209	35.2	42.644
-3.0	3.673	17.0	14.530	26.2	25.509	35.4	43.117
-2.5	3.813	17.2	14.715	26.4	25.812	35.6	43.595
-2.0	3.956	17.4	14.903	26.6	26.117	35.8	44.078
-1.5	4.105	17.6	15.092	26.8	26.426	36.0	44.563
-1.0	4.258	17.8	15.284	27.0	26.739	36.2	45.054
-0.5	4.416	18.0	15.477	27.2	27.055	36.4	45.549
0.0	4.579	18.2	15.673	27.4	27.374	36.6	46.050
0.5	4.750	18.4	15.871	27.6	27.696	36.8	46.556
1.0	4.926	18.6	16.071	27.8	28.021	37.0	47.067
1.5	5.107	18.8	16.272	28.0	28.349	37.2	47.582
2.0	5.294	19.0	16.477	28.2	28.680	37.4	48.102
2.5	5.486	19.2	16.685	28.4	29.015	37.6	48.627
3.0	5.685	19.4	16.894	28.6	29.354	37.8	49.157
3.5	5.889	19.6	17.105	28.8	29.697	38.0	49.692
4.0	6.101	19.8	17.319	29.0	30.043	38.2	50.231
4.5	6.318	20.0	17.535	29.2	30.392	38.4	50.774
5.0	6.543	20.2	17.753	29.4	30.745	38.6	51.323
5.5	6.775	20.4	17.974	29.6	31.102	38.8	51.879
6.0	7.013	20.6	18.197	29.8	31.461	39.0	52.442
6.5	7.259	20.8	18.422	30.0	31.824	39.2	53.009
7.0	7.513	21.0	18.650	30.2	32.191	39.4	54.580
7.5	7.775	21.2	18.880	30.4	32.561	39.6	54.156
8.0	8.045	21.4	19.113	30.6	32.934	39.8	54.737
8.5	8.323	21.6	19.349	30.8	33.312	40.0	55.324
9.0	8.609	21.8	19.587	31.0	33.695	40.5	56.81
9.5	8.905	22.0	19.827	31.2	34.082	41.0	58.34
10.0	9.209	22.2	20.070	31.4	34.471	41.5	59.90
10.5	9.521	22.4	20.316	31.6	34.864	42.0	61.50
11.0	9.844	22.6	20.565	31.8	35.261	42.5	63.13
11.5	10.176	22.8	20.815	32.0	35.663	43.0	64.80
12.0	10.518	23.0	21.068	32.2	36.068	43.5	66.51
12.5	10.870	23.2	21.324	32.4	36.477	44.0	68.26

TABLE 5.6 Vapor Pressure of Water (*Continued*)

$t, ^\circ\text{C}$	$p, \text{mm Hg}$	$t, ^\circ\text{C}$	$p, \text{mm Hg}$	$t, ^\circ\text{C}$	$p, \text{mm Hg}$	$t, ^\circ\text{C}$	$p, \text{mm Hg}$
44.5	70.05	63.0	171.38	81.5	377.3	97.0	682.07
45.0	71.88	63.5	175.35	82.0	384.9	97.2	687.04
45.5	73.74	64.0	179.31	82.5	392.8	97.4	692.05
46.0	75.65	64.5	183.43	83.0	400.6	97.6	697.10
46.5	77.61	65.0	187.54	83.5	408.7	97.8	702.17
47.0	79.60	65.5	191.82	84.0	416.8	98.0	707.27
47.5	81.64	66.0	196.09	84.5	425.2	98.2	712.40
48.0	83.71	66.5	200.53	85.0	433.6	98.4	717.56
48.5	85.85	67.0	204.96	85.5	442.3	98.6	722.75
49.0	88.02	67.5	209.57	86.0	450.9	98.8	727.98
49.5	90.24	68.0	214.17	86.5	459.8	99.0	733.24
50.0	92.51	68.5	218.95	87.0	468.7	99.2	738.53
50.5	94.86	69.0	223.73	87.5	477.9	99.4	743.85
51.0	97.20	69.5	228.72	88.0	487.1	99.6	749.20
51.5	99.65	70.0	233.7	88.5	496.6	99.8	754.58
52.0	102.09	70.5	238.8	89.0	506.1	100.0	760.00
52.5	104.65	71.0	243.9	89.5	515.9	101.0	787.57
53.0	107.20	71.5	249.3	90.0	525.76	102.0	815.86
53.5	109.86	72.0	254.6	90.5	535.83	103.0	845.12
54.0	112.51	72.5	260.2	91.0	546.05	104.0	875.06
54.5	115.28	73.0	265.7	91.5	556.44	105.0	906.07
55.0	118.04	73.5	271.5	92.0	566.99	106.0	937.92
55.5	120.92	74.0	277.2	92.5	577.71	107.0	970.60
56.0	123.80	74.5	283.2	93.0	588.60	108.0	1004.42
56.5	126.81	75.0	289.1	93.5	599.66	109.0	1038.92
57.0	129.82	75.5	295.3	94.0	610.90	110.0	1074.56
57.5	132.95	76.0	301.4	94.5	622.31	111.0	1111.20
58.0	136.08	76.5	307.7	95.0	633.90	112.0	1148.74
58.5	139.34	77.0	314.1	95.2	638.59	113.0	1187.42
59.0	142.60	77.5	320.7	95.4	643.30	114.0	1227.25
59.5	145.99	78.0	327.3	95.6	648.05	115.0	1267.98
60.0	149.38	78.5	334.2	95.8	652.82	116.0	1309.94
60.5	152.91	79.0	341.0	96.0	657.62	117.0	1352.95
61.0	156.43	79.5	348.1	96.2	662.45	118.0	1397.18
61.5	160.10	80.0	355.1	96.4	667.31	119.0	1442.63
62.0	163.77	80.5	362.4	96.6	672.20	120.0	1489.14
62.5	167.58	81.0	369.7	96.8	677.12		

TABLE 5.7 Vapor Pressure of Deuterium Oxide

$t, ^\circ\text{C}$	$p, \text{mm Hg}$	$t, ^\circ\text{C}$	$p, \text{mm Hg}$	$t, ^\circ\text{C}$	$p, \text{mm Hg}$
0	3.65	20	15.2	80	331.6
1	3.93	30	28.0	90	495.5
2	4.29	40	49.3	100	722.2
3	4.65	50	83.6	101.43	760.0
3.8	5.05	60	136.6		
10	7.79	70	216.1		

5.2.1 Vapor-Pressure Equations

Numerous mathematical formulas relating the temperature and pressure of the gas phase in equilibrium with the condensed phase have been proposed. The Antoine equation (Eq. 1) gives good correlation with experimental values. Equation 2 is simpler and is often suitable over restricted temperature ranges. In these equations, and the derived differential coefficients for use in the Hagenmacher and Clausius-Clapeyron equations, the p term is the vapor pressure of the compound in pounds per square inch (psi), the t term is the temperature in degrees Celsius, and the T term is the absolute temperature in kelvins ($t^{\circ}\text{C} + 273.15$).

Eq.	Vapor-pressure equation	dp/dT	$-[d(\ln p)/d(1/T)]$
1	$\log p = A - \frac{B}{t + C}$	$\frac{2.303pB}{(t + C)^2}$	$\frac{2.303BT^2}{(t + C)^2}$
2	$\log p = A - \frac{B}{T}$	$\frac{2.303pB}{T^2}$	$2.303B$
3	$\log p = A - \frac{B}{T} - C \log T$	$p \left(\frac{2.303B}{T^2} - \frac{C}{T} \right)$	$2.303B - CT$

Equations 1 and 2 are easily rearranged to calculate the temperature of the normal boiling point:

$$t = \frac{B}{A - \log p} - C \quad (5.1)$$

$$T = \frac{B}{A - \log p} \quad (5.2)$$

The constants in the Antoine equation may be estimated by selecting three widely spaced data points and substituting in the following equations in sequence:

$$\left(\frac{y_3 - y_2}{y_2 - y_1} \right) \left(\frac{t_2 - t_1}{t_3 - t_2} \right) = 1 - \left(\frac{t_3 - t_1}{t_3 + C} \right)$$

$$B = \left(\frac{y_3 - y_1}{t_3 - t_1} \right) (t_1 + C)(t_3 + C)$$

$$A = y_2 + \left(\frac{B}{t_2 + C} \right)$$

In these equations, $y_i = \log p_i$.

TABLE 5.8 Vapor Pressures of Various Inorganic Compounds

Substance	State	Eq.	Range, °C	A	B	C
Aluminum						
AlCl ₃		2	70–190	16.24	6 006	
Al ₂ O ₃		2	1840–2000	14.22	28 200	
Ammonium						
NH ₃	c*	1		9.963 82	1 617.907	272.55
	liq	1		7.360 50	926.132	240.17
NH ₄ Br	subl c	1		9.220 0	3 947	227.0
NH ₄ Cl	subl c	1		9.355 7	3 703.7	232.0
NH ₄ I	subl c	1		9.147 0	3 858	226.0
NH ₄ N ₃	c	1		10.433 4	2 821.0	240.0
Antimony						
Sb	c	2	1070–1325	9.051	9 871	
SbBr ₃		2	235–324	8.005	2 873	
SbCl ₃		2	170–253	8.090	2 582.3	
SbI ₃		2	330–445	7.831	3 350.55	
Sb ₂ Se ₃	subl c	2		8.790 6	6 432.3	
Argon						
Ar	c	1		7.505 81	399.085	272.63
	liq	1		6.616 51	304.227	267.32
Arsenic						
As		2	440–815	10.800	6 947	
		2	800–860	6.692	2 460	
AsCl ₃		2	50–100	7.953	2 042.7	
As ₂ O ₃		2	100–310	12.127	5 815.81	
		2	315–490	6.513	2 722.2	
Barium						
Ba		2	930–1130	15.765	18 280	
BaH ₂ [97% pure]		2	500–1000	6.86	4 000	
Bismuth						
Bi		2	1210–1420	8.876	10 446	
BiCl ₃		2	91–213	2.681	685.519	
Boron						
BBr ₃		2	–40 to 90	7.655	1 740.3	
BCl ₃		1		6.188 11	756.89	214.0
B(CH ₃) ₃		2	–118 to –20	7.459 5	1 157.99	
B ₂ H ₆	liq	1		6.366 38	521.490	241.98
B ₅ H ₁₁	liq	2	–43 to 8.4	7.901	1 690.3	
Bromine						
Br ₂	c	1		9.7209	2 041.3	260.1
	liq	1		6.877 80	1 119.68	221.38
BrF ₃	liq	1		7.729 74	1 673.95	219.48
BrF ₅	liq	1		7.273 68	1 219.28	236.40
BrO ₂ F	liq	1		7.436 51	1 195.8	260.1
Cadmium						
Cd		2	150–321	8.564	5 693	
		2	500–840	7.897	5 218	
CdI ₂		2	385–450	9.269	6 383	
Calcium						
Ca		2	500–700	9.697	10 185	
		2	960–1100	16.240	19 325	

* Crystalline solid.

TABLE 5.8 Vapor Pressures of Various Inorganic Compounds (Continued)

Substance	State	Eq.	Range, °C	A	B	C
Carbon						
C [as C(g)]	liq	1		11.042 8	37 736	302.2
[as C ₂ (g)]	liq	1		12.583 2	43 281	318.3
[all species]	liq	1		9.381 3	27 240	264.0
Carbon						
CNBr	subl c	1		9.488 9	2 041.8	251.70
CNF		1	-76 to -47	6.778 9	697.61	224.95
CO	c I	1		7.414 8	342.50	269.0
	liq	1		6.694 22	291.743	267.99
CO ₂	c	1		9.810 66	1 347.786	273.00
C ₃ O ₂	liq	1	-71 to 7	7.188 99	1 100.94	249.15
COCl ₂	liq	1		6.971 33	998.770	236.68
COF ₂		1	-109 to -84	6.885 5	576.70	228.58
COS		1	-111 to -49	6.907 23	804.48	250.0
CS ₂		1	3-80	6.942 79	1 169.11	241.59
CSe ₂		1	0-50	6.776 73	1 353.20	219.95
CSeS		1	-16 to 84	6.699 6	1 161.97	219.59
Cesium						
Cs		2	200-350	6.949	3 833.7	
CsBr		2	978-1305	7.990	8 022.53	
CsCl		2	986-1295	8.340	8 523.94	
CsF		2	1033-1255	7.703	7 359.21	
CsH		2	245-378	11.79	5 900	
		2	340-440	9.25	4 410	
CsI		2	1052-1280	9.124	9 699.11	
Chlorine						
Cl ₂	c	1		9.705 12	1 444.19	267.13
	liq	1		6.937 90	861.34	246.33
ClF	liq	1		6.989	682.1	256
ClF ₃	liq	1		7.366 85	1 096.28	232.63
ClF ₅		1		6.269 33	653.06	206.6
ClO ₂	liq	1		6.036 11	590.09	176.15
Cl ₂ O	liq	1		7.132 68	1 021.56	238.16
ClOClO ₃	liq	1		7.538 67	1 404.18	257.00
Cl ₂ O ₇	liq	1		6.869 29	1 214.00	220.79
ClO ₂ F	liq	1		6.677 15	809.78	218.96
ClO ₃ F	liq	1		6.895 19	791.73	243.88
Copper						
CuBr		2	997-1351	5.460	4 173.2	
CuCl		2	878-1369	5.454	4 215.0	
CuI		2	991-1154	5.570	4 215.0	
Fluorine						
F ₂	liq	1		6.765 88	304.35	266.54
FNO ₃	liq	1		6.658 6	769.5	248.0
Germanium						
GeCl ₄		2	10.4-86	7.340	2 010.9	
Helium						
³ He	liq	1	-271.13 to -270.86	4.272 7	5.594	273.840
	liq	1	-271.13 to -269.92	5.100 0	11.062	274.950
⁴ He		1	-271.4 to -270.1	4.558 7	8.1548	273.710
		1	-271.4 to -268.9	5.320 75	14.6515	274.950
		1	-271.4 to -268.1	6.004 60	24.0668	276.650

TABLE 5.8 Vapor Pressures of Various Inorganic Compounds (Continued)

Substance	State	Eq.	Range, °C	A	B	C
Hydrogen						
¹ H ₂ normal, 25% para	c	1		6.043 86	66.507	274.630
	liq	1		5.824 38	67.5078	275.700
equilibrium	c	1		6.042 07	65.961	274.60
	liq	1		5.814 64	66.7945	275.650
¹ H ² H (DH)	c	1		6.960 08	99.968	276.590
	liq	1		6.016 12	77.1349	275.620
² H ₂ (D ₂) normal, 66.7% ortho	c	1		7.726 05	135.461	278.550
	liq	1		6.128 25	83.5251	275.216
² H ₂ equilibrium, 97.8% ortho	c	1		7.751 10	135.58	278.50
	liq	1		6.044 68	79.5888	274.680
³ H ₂ (T ₂) normal, 25% para	c	1		6.184 03	76.7445	271.850
	liq	1		6.089 21	81.8971	273.650
¹ HBr	c	1		7.667 61	878.57	253.2
	liq	1		6.287 53	540.82	225.44
² HBr (DBr)	c	1		7.500 93	820.68	247.3
	liq	1		6.162 38	505.68	220.6
¹ HCl	c	1		8.134 73	941.57	268.06
	liq	1		7.170 00	745.80	258.88
² HCl (DCl)	c	1		7.850 47	843.32	258.32
	liq	1		6.935 96	668.20	249.50
HCN	liq	1	- 16 to 46	7.528 2	1329.5	260.4
¹ HF	liq	1		7.680 98	1475.60	287.88
² HF (DF)	liq	1		7.217 04	1268.37	273.87
¹ HI	c	1		7.315 6	894.32	239.6
	liq	1		5.608 9	416.04	188.1
² HI (DI)	c	1		7.314 9	889.52	238.8
	liq	1		5.601 8	413.98	187.8
HN ₃	liq	1		6.857	1 066	232
HNO ₃	liq	1		7.511 9	1 406	221.0
¹ H ₂ O				[See Tables 5.4 and 5.6]		
² H ₂ O (D ₂ O)				[See Table 5.7]		
H ₂ ¹⁸ O		1	0-60	8.133 2	1 762.39	235.660
		1	60-120	7.972 08	1 668.84	227.700
H ₂ O ₂	liq	1		7.969 17	1 886.76	220.6
HP ₂ O ₂ F	liq	1		6.735 3	1 342.9	232.0
H ₂ S	c	1		7.614 18	885.319	250.25
	liq	1		6.993 92	768.130	249.09
H ₂ S ₂	liq	1		6.974	1 232	225
H ₂ S ₃	liq	1		6.807	1 488	209
H ₂ S ₄	liq	1		6.945	1 772	196
H ₂ S ₅	liq	1		7.320	2 104	189
HSO ₃ Cl	liq	1		7.049	1 480	201
HSO ₃ F	liq	1		7.399 5	1 521	174.0
H ₂ Se	c	1		7.635 4	927.6	240.0
	liq	1		6.966 0	787.67	235.0
H ₂ Te	liq	1		7.000	935	229
Iodine						
I ₂	c	1		9.810 9	2 901.0	256.00
	liq	1		7.018 1	1 610.9	205.0
ICl	liq	1		7.702 1	1 517.9	217.0
IF ₅	c	1		10.964	2 538	245
	liq	1		7.464 8	1 460	216.0
IF ₇	c	1		7.998	1 340	256

TABLE 5.8 Vapor Pressures of Various Inorganic Compounds (Continued)

Substance	State	Eq.	Range, °C	A	B	C
Iridium						
IrF ₆	c	2	0.4–44	8.618	1 868	
	liq	2	44–54	7.952	1 657	
Iron						
FeCl ₂	liq	2	708–834	9.794	7 455	
	liq	2	700–930	8.33	7 061	
FeCl ₃	c	2	160–304	15.11	7 142	
FeI ₂		2	517–577	13.183	10 778	
		2	601–686	9.674	7 716	
Krypton						
Kr	c	1		7.539 55	539.48	269.8
	liq	1		6.630 70	416.38	264.45
Lead						
Pb		2	525–1325	7.827	9 845.4	
PbBr ₂		2	735–918	8.064	6 163.1	
PbCl ₂		2	500–950	8.961	7 411.4	
PbF ₂		2	1078–1289	8.391	8 623.2	
Lithium						
LiBr		2	1010–1265	8.068	7 975.5	
LiCl		2	1045–1325	7.939	8 142.7	
LiF		2	1398–1666	8.753	11 407	
LiH		2	500–650	11.227	9 600	
		2	700–800	9.926	8 204	
LiI		2	940–1140	8.011	7 500	
Magnesium						
Mg		2	900–1070	12.993	13 579.8	
MgH ₂		2	337–415	9.78	3 857	
Mercury						
Hg				[See Table 5.3]		
HgBr ₂		2	130–270	10.094	4 168.0	
		2	130–270	10.094	4 118.34	
HgCl ₂		2	275–309	8.409	3 187.1	
		1		8.521 51	3 110.96	168.0
Hg ₂ Cl ₂		2	266–360	8.115	3 278.5	
Neon						
Ne	c	1		7.065 16	110.61	272.00
	liq	1		6.084 44	78.380	270.550
Neptunium						
NpF ₆	liq	3	55.1–76.8	0.010 23	1 191.1	–2.582 5
Nickel						
Ni(CO) ₄		2	2–40	7.780	1 556.5	
Niobium						
NbBr ₅	liq	2		8.92	3 850	
NbCl ₅	liq	2	210–254	8.37	2 827	
	liq	2		8.439	2 824	
Nitrogen						
N ₂ natural	c	1		7.345 12	322.222	269.980
	liq	1		6.494 57	255.680	266.550
¹⁵ N ₂	c	1		7.363 96	323.17	269.88
	liq	1		6.494 14	255.535	266.451
NCl ₃		1		6.956	1 190	221
NF ₃	liq	1		6.779 66	501.913	257.79
NH ₃				[See Table 5.5]		

TABLE 5.8 Vapor Pressures of Various Inorganic Compounds (Continued)

Substance	State	Eq.	Range, °C	A	B	C
Nitrogen (continued)						
N ₂ H ₄	liq	1		7.801 9	1 679.07	227.7
NO natural	c	1		9.628 26	758.736	266.00
	liq	1		8.743 00	682.938	268.27
N ₂ O	c	1		9.437 00	1 174.020	268.22
	liq	1		7.003 94	654.260	247.16
N ₂ O ₄ equilibrium	c	1		10.736 31	2 075.53	252.80
mixture	liq	1		8.917 12	1 798.54	276.80
N ₂ O ₅	c	1		11.644 5	2 510	253.0
NOCl	c	1		8.540 8	1 397.3	261.0
	liq	1		7.361 54	1 094.73	249.70
N ₂ O ₃		2	-25 to 0	10.30	2 057.9	
NOF	liq	1		6.443 5	556.13	216.0
NO ₂ Cl	liq	1		5.372 3	395.40	174.0
NO ₂ F	liq	1		6.833 4	654.55	238.0
Osmium						
OsF ₅		2	75–180	9.75	3 429	
OsF ₆		2	34–48	7.470	1 473	
OsF ₈		2	38–47	7.650	1 525	
OsO ₄		2	-38 to 40	10.710 0	2 951.00	
OsO ₃ F ₂		2	59–105	7.994	1 911	
Oxygen						
O ₂	liq	1		6.691 44	319.013	266.697
O ₃	liq	1		6.837	552.5	251.0
OF ₂	liq	1		7.236 19	545.05	269.91
O ₂ F ₂	liq	1		6.779 02	756.39	250.16
O ₃ F ₂		2	79–114	6.134 3	675.57	
Palladium						
PdCl ₂		2	680–857	6.32	5 032	
Phosphorus						
P red, V	subl c	1		11.060	5 323	220
white	subl c	1		6.936 9	1 907.6	190.0
P ₄ black, o-rh		1		12.405	6 671	247
PBr ₃	liq	1	-40 to 173	6.915 5	1 590.5	221.0
PBr ₅	liq	1	to 104	6.948	1 320	214
PBrF ₂	liq	1	-133 to -16	6.904 2	885.12	236.0
PBr ₃ F	liq	1	-115 to 78	6.858 0	1 210.3	226.0
PCl ₃	liq	1	-92 to 76	6.826 7	1 196	227.0
PCl ₅	c	1	to 160	10.206 8	2 903.1	237.0
	liq	1		7.033	1 490	200.0
PClF ₂	liq	1	-165 to -47	6.639 6	780.88	255.0
PCl ₂ F	liq	1	-144 to 14	6.796 56	982.332	237.00
P(OCN) ₃	liq	2	-2 to 169	8.745 5	2 595	
PF ₃	liq	1	-152 to -101	6.860 4	620.22	257.0
PF ₅	liq	1	-93.8 to -84.5	6.914 4	647.21	245.0
PH ₃	c	1		7.482 35	794.496	265.20
	liq	1		6.715 59	645.512	256.066
P ₂ H ₄	liq	1		6.862 8	1 137	227.0
P ₄ O ₆	liq	1	24–175	6.716 37	1 412.8	193.0
P ₄ O ₁₀	c III	1		9.707 0	3 822	201.0
	c I	1		10.843 2	6 424	213
	liq	1		6.935 2	3 069	152
POBr ₃	liq	1	51–192	7.007 8	1 609.2	198.0

TABLE 5.8 Vapor Pressures of Various Inorganic Compounds (Continued)

Substance	State	Eq.	Range, °C	A	B	C
Phosphorus (continued)						
POBrCl ₂	liq	1	31–165	6.924	1 411	213
POBrClF	liq	1		6.914	1 214	222
POBrF ₂	liq	1	–85 to 32	7.101 9	1 118.9	233.0
POBr ₂ F	liq	1	–117 to 110	6.721 2	1 328.9	236.0
POCl ₃	liq	1	1.2–105	6.865 8	1 297.2	220.0
POClF ₂	liq	1	–96 to 3	6.926 6	946.96	231.0
POCl ₂ F	liq	1	–80 to 53	7.084 65	1 201.86	233.00
POF ₃	c	1		10.930 5	1 783	261.0
	liq	1		7.115 5	810.1	231.0
PO(OCN) ₃		2	5–193	9.168 2	2 931	
PO(SCN) ₃		2	14–300	8.533 0	3 240	
P ₄ S ₁₀		2		9.17	4 940	
PSBr ₃	c	2		10.105	3 196.2	
	liq	2		8.338 3	2 641.9	
PS(OCN) ₃		2		10.032	3 492	
Platinum						
Pt		2	1425–1765	7.786	25 384	
PtF ₆	liq	1	61.3–81.7	89.15	5 686	27.49
Polonium						
Po	liq	1		7.041 4	5 017.6	241.0
PoCl ₄	liq	1		7.554	2 360	115
Potassium						
K		2	260–760	7.183	4 434.33	
KBr		2	1095–1375	7.936	8 555.3	
KCl		2	1116–1418	8.130	8 863.4	
KF		2	1278–1500	9.000	10 838	
KOH		2	1170–1327	7.330	7 103.3	
KI		2	1063–1333	7.949	8 132.2	
Protactinium	liq	2		17.27	7 377	
Radon						
Rn	c	1		7.495 5	884.41	255.0
	liq	1		6.701 5	718.25	250.0
Rhenium						
ReF ₅	c	2		9.024	3 037	
ReF ₆	c	3	–3.45 to 18.5	9.123 0	1 765.4	0.1790
	liq	3	18.5–48	18.208 1	1 956.7	3.599
ReF ₇	c	3	–14.5 to 48.3	13.043 2	2 205.8	1.470 3
	liq	3	48.3–74.6	–21.583 5	244.28	–9.908 3
ReO ₂	c	2	650–785	11.65	14 437	
	liq	2	480–660	5.345	4 742	
ReO ₃	c	2	325–420	15.16	10 882	
	liq	2	300–480	7.745	4 966	
Re ₂ O ₇	liq	2	230–360	8.98	3 868	
ReOF ₄	liq	2	108–172	10.09	3 206	
ReOF ₅	liq	2	41–73	7.727	1 679	
ReS ₂	c	2	500–700	3.214	4 976	
Re ₂ S ₇	c	2	260–410	8.86	4 800	
Rubidium						
Rb		2	250–370	6.976	3 969.5	
RbCl		2	1142–1395	9.111	10 373	
RbF		2	1142–1400	8.570	9 568.4	

TABLE 5.8 Vapor Pressures of Various Inorganic Compounds (Continued)

Substance	State	Eq.	Range, °C	A	B	C
Ruthenium						
RuOF ₄		2	120–160	8.60	2 616	
Selenium						
Se	liq	1		7.631 6	4 213.0	202.0
SeCl ₄	c	1		10.250 9	3 068.8	225.0
SeF ₄	liq	1		7.888 7	1 603.0	215.0
SeF ₆	c	1		8.385 4	1 121.4	250.0
SeO ₂		1		6.577 81	1 879.81	179.0
SeOCl ₂	liq	1		6.257 3	970.87	112.0
SeOF ₂	liq	1		7.420	1 380	178
Silicon						
SiCl ₄	liq	1	0–53	6.857 26	1 138.92	228.88
SiH ₄		2	–160 to –112	6.881	645.9	
Si ₂ H ₆		2	–115 to –14.6	7.258	1 133.4	
Si ₃ H ₈		2	–70 to 52	7.676	1 559.1	
Silver						
AgCl		2	1255–1442	8.179	9 688.7	
Sodium						
Na		2	180–883	7.553	5 395.4	
NaCl		2	976–1155	8.329 7	9 417.07	
NaCl		2	1156–1430	8.548	9 704.3	
NaCN		2	800–1360	7.472	8 122.81	
NaF		2	1562–1701	8.640	11 396.6	
NaI		2	1063–1307	8.371	8 623.2	
NaOH		2	1010–1402	7.030	6 894	
Strontium						
Sr		2	940–1140	16.056	18 802.8	
Sulfur						
S equilibrium	liq	1		6.843 59	2 500.12	186.30
S ₂ Br ₂	liq	1		7.177	1 660	185
SCL ₂	liq	1		8.454	1 594	227
S ₂ Cl ₂	liq	1		6.783 6	1 341	206.0
S ₂ F ₂	liq	1		6.684	628	256
SF ₄	liq	1		6.839 5	823.4	248.0
SF ₆	c	1		8.416 0	1 096.5	262.0
S ₂ F ₁₀	liq	1		7.067 6	1 100.6	234.0
SO ₂	c	1		9.754 3	1 553.8	225.0
	liq	1		7.282 28	999.900	237.190
SO ₃ “icelike”	c III	1		10.565 7	2 273.8	255.0
“woollike”	c II	1		11.590 1	2 665.6	264.0
	c I	1		14.255 9	3 692.1	273.0
	liq	1		9.050 85	1 735.31	236.50
SOBr ₂	liq	1		7.056	1 445	206
SOCl ₂	liq	1		7.287 45	1 446.7	252.7
SOCIF	liq	1		7.173 1	1 100.1	244.00
SOF ₂	liq	1		6.959 06	775.48	234.00
SOF ₄	liq	1		7.071 8	840.3	249.0
S ₂ O ₂ F ₁₀	liq	1		6.874	1 110	229
S ₂ O ₃ Cl ₂	liq	1		7.019	1 460	202
S ₂ O ₃ ClF	liq	1		7.015 6	1 257.4	204.0
S ₂ O ₃ F ₂	liq	1		6.881	1 120	229
S ₂ O ₃ F ₄	liq	1		6.885	1 140	227

TABLE 5.8 Vapor Pressures of Various Inorganic Compounds (*Continued*)

Substance	State	Eq.	Range, °C	A	B	C
Sulfur (<i>continued</i>)						
SO ₂ BrF	liq	1		7.142 8	1 155	231.0
SO ₂ Cl ₂	liq	1		7.001 7	1 209	224.0
SO ₂ ClF	liq	1		6.521 5	793.73	210.70
SO ₂ F ₂	liq	1		6.907 0	784.3	250
Tantalum						
TaBr ₅	liq	2		8.11	3 260	
TaCl ₅	liq	2	220–240	8.68	2 970	
TaF ₅	liq	2		8.524	2 834	
TaI ₅	liq	2		7.67	3 950	
Technetium						
TcF ₆	liq	3	37.4–51.7	24.808 7	2 405	5.803 6
TcO ₃ F	liq	2	18.3–51.8	8.417	2 065	
Tc ₂ O ₇	c	2		18.279	7 205	
	liq	2		8.999	3 571	
Tellurium						
Te	liq	1		7.301 0	5 370.6	221
TeCl ₄	liq	1		7.558 6	2 355	115
TeF ₆	liq	1		6.748 8	807.0	247.0
Te ₂ F ₁₀	liq	1		6.901 8	1 150	227.0
TeO ₂		2	450–733	12.328 4	13 222	
Thallium						
Tl		2	950–1200	6.1240	6 268	
TlF		2	282–298	12.52	5 484	
Thorium						
ThF ₄	liq	2		10.821	15 270	
ThH ₂		2	up to 883	9.50	7 650	
Tin						
SnCl ₄		2	–52 to –38	9.824	2 441.23	
SnH ₄		2	–148 to –49	7.400	999.68	
Titanium						
TiCl ₂	subl c	2		9.30	8 500	
TiCl ₃	subl c	2	455–550	10.401	8 296	
TiCl ₄	liq	2	–23 to 136	7.683	1 964	
TiI ₄	liq	2	160–360	7.577	3 054	
Tungsten						
W		2	2230–2770	9.920	46 850	
Uranium						
UF ₆	liq	1	64–116	6.994 64	1 126.288	221.963
	liq	1	116–230	7.690 69	1 683.165	302.148
UH ₃ dissociation		2	200–430	9.39	4 590	
U ² H ₃ (UD ₃)		2		9.43	4 500	
U ³ H ₃ (UT ₃)		2		9.46	4 471	
Vanadium						
VBr ₂	c	2	541–716	9.08	10 460	
	subl c	2	800–905	5.9	9 830	
VBr ₃		2	314–427	11.12	7 470	
VCl ₂	subl c	2	910–1100	5.725	9 721	
VCl ₃		2	352–567	11.20	9 777	
VCl ₄	liq	2	30–153	7.62	2 020	
VF ₃	subl c	2	650–920	12.357	15 603	
VF ₅	subl c	2	–20 to 19.5	8.168	2 608	
	liq	2	19.5–45.5	7.549	2 423	

TABLE 5.8 Vapor Pressures of Various Inorganic Compounds (Continued)

Substance	State	Eq.	Range, °C	A	B	C
Vanadium (continued)						
VI ₂	subl c	2	850–1016	2.56	5 600	
VOCl ₃	liq	2	15.4–125	7.69	1 920	
Xenon						
Xe	c	1		7.484 5	714.896	264.0
	liq	1		6.642 89	566.282	258.660
XeF ₂	subl c	1		10.019 47	2 683.96	261.68
XeF ₄	subl c	1		10.913 87	3 095.06	269.56
Zinc						
Zn	c	2	250–419	9.200	6 946.6	

TABLE 5.9 Vapor Pressures of Various Organic Compounds

Substance	Eq.	Range, °C	A	B	C
Acenaphthene	1	147–187	7.728 19	2 534.234	245.576
	2	147–288	8.033	2 834.99	
Acetaldehyde	1	liq	8.005 52	1 600.017	291.809
Acetic acid	1	liq	7.387 82	1 533.313	222.309
Acetic anhydride	1	liq	7.149 48	1 444.718	199.817
Acetone	1	liq	7.117 14	1 210.595	229.664
Acetonitrile	1	liq	7.119 88	1 314.4	230
Acetophenone	2	30–100	9.135 2	2 878.8	
Acetyl bromide	1	liq	5.197 02	545.784	150.396
Acetyl chloride	1	liq	6.948 87	1 115.954	223.554
Acetylene	1	–130 to –83	9.140 2	1 232.6	280.9
	1	–82 to –72	7.099 9	711.0	253.4
Acetyl iodide	1	liq	4.181 44	355.452	108.160
Acrylic acid	1	20–70	8.538 67	2305.843	266.547
Acrylonitrile	1	–20 to 140	7.038 55	1 232.53	222.47
Allyl isothiocyanate	1	10–50	5.126 58	791.434	154.019
<i>m</i> -Aminobenzotrifluoride	1	0–96	7.651 86	1 940.6	218.0
		96–300	7.170 30	1 650.21	193.58
<i>p</i> -Aminophenol	1	130–185	–3.357 50	699.157	–331.343
Aniline	1	102–185	7.320 10	1 731.515	206.049
Anthracene	2	100–160	8.91	3 761	
	1	176–380	7.674 01	2 819.63	247.02
9,10-Anthracenedione	2	224–286	12.305	5 747.9	
	2	285–370	8.002	3 341.94	
Benzene	1	–12 to 3	9.106 4	1 885.9	244.2
	1	8–103	6.905 65	1 211.033	220.790
Benzenethiol	1	52–198	6.990 19	1 529.454	203.048
Benzoic acid	2	60–110	9.033	3 333.3	
Benzonitrile	1	liq	6.746 31	1 436.72	181.0
Benzophenone	1	48–202	7.349 66	2 331.4	195.0
	1	200–306	7.162 94	2 051.855	173.074
Benzotrifluoride	1	–20 to 180	7.007 08	1 331.30	220.58
Benzoyl chloride	2	140–200	7.924 5	2 372.1	
Benzyl acetate	1	46–156	8.457 05	2 623.206	259.067
Benzyl alcohol	1	122–205	7.198 17	1 632.593	172.790

TABLE 5.9 Vapor Pressures of Various Organic Compounds (Continued)

Substance	Eq.	Range, °C	A	B	C
Biphenyl	1	69–271	7.245 41	1 998.725	202.733
2-(2-Biphenyloxy)ethanol	1	240–300	8.005 87	2 776.761	206.914
Bromobenzene	1	56–154	6.860 64	1 438.817	205.441
2-Bromobenzyl cyanide	1	85–152	5.044 59	734.821	59.273
1-Bromobutane	1	–78 to 23	5.281 38	685.001	160.880
Bromochloromethane	1	16–68	6.496 06	942.267	192.587
Bromochlorodifluoromethane	1	–95 to 10	6.839 98	935.632	240.330
2-Bromo-2-chloro-1,1,1-trifluoroethane	1	–51 to 55	6.945 02	1 127.856	227.341
Bromocyclohexane	1	68–260	6.979 80	1 572.19	217.38
<i>p</i> -Bromodiphenyl ether	1	25–190	7.009 3	1 902.7	153.3
	1	190–400	6.681 43	1 683.84	132.90
Bromoethane	1	28–75	6.988 6	1 121.9	234.7
Bromoethene	1	–88 to 16	6.997 4	1 009.9	251.6
2-Bromoethylbenzene	1	127–217	7.800	2 235.4	238.7
4-Bromoethylbenzene	1	liq	6.982 09	1 632.60	193
2-Bromo-2-methylpropane	1	0–72.8	7.395 9	1 512.7	262.2
1-Bromonaphthalene	1	liq	7.003 50	1 927.05	186.0
<i>o</i> -Bromostyrene	1	liq	6.910 38	1 631.2	195
<i>p</i> -Bromostyrene	1		7.228 38	1 743.67	218.0
4-Bromotoluene	1	85–280	7.007 62	1 612.35	206.36
2-Bromovinylbenzene	1	110–129	0.564 97	82.913	–191.71
4-Bromovinylbenzene	1	119–147	12.504 2	7 349.00	559.02
1,2-Butadiene	1	–69 to –34	7.398 22	1 219.877	259.776
	1	–26 to 30	6.993 83	1 041.117	242.274
1,3-Butadiene	1	–80 to –62	7.035 55	998.106	245.233
	1	–58 to 15	6.849 99	930.546	238.854
<i>n</i> -Butane	1	–77 to 19	6.808 96	935.86	238.73
1-Butanethiol	1	–2 to 123	6.927 54	1 281.018	218.100
2-Butanethiol	1	–13 to 110	6.886 98	1 229.904	222.021
1-Butanol	1	15–131	7.476 80	1 362.39	178.77
2-Butanol	1	25–120	7.474 31	1 314.19	186.55
2-Butanone	1	43–88	7.063 56	1 261.34	221.97
1-Butene	1	–82 to 13	6.792 90	908.80	238.54
2-Butene <i>cis</i>	1	–73 to 23	6.884 68	967.32	237.87
<i>trans</i>	1	–76 to 20	6.883 37	967.50	240.84
Butyl acetate	1	60–126	7.127 12	1 430.418	210.745
<i>n</i> -Butylamine trimethylboron	1	0–99	8.465 21	1 980.98	193.60
<i>n</i> -Butylbenzene	1	62–213	6.983 17	1 577.965	201.378
<i>sec</i> -Butylbenzene	1	87–174	6.942 19	1 533.95	204.39
<i>t</i> -Butylbenzene	1	84–170	6.922 55	1 505.987	203.490
<i>n</i> -Butyl borate	1	117–218	7.406 87	1 905.035	186.134
<i>n</i> -Butyl- <i>t</i> -butyl ether	1	83–124	6.955 56	1 348.702	206.303
Butyl carbitol	1	50–153	7.741 14	2 056.904	195.655
Butyl cellosolve	1	93–170	6.956 59	1 399.903	172.154
<i>sec</i> -Butyl chloroacetate	1	30–172	7.933 38	2 103.30	249.29
<i>n</i> -Butylcyclohexane	1	60–211	6.910 30	1 538.518	200.833
<i>sec</i> -Butylcyclohexane	1	91–180	6.890 96	1 530.70	202.373
<i>t</i> -Butylcyclohexane	1	84–173	6.856 80	1 501.724	206.108
<i>n</i> -Butylcyclopentane	1	41–185	6.899 35	1 457.08	205.99
<i>n</i> -Butyl formate	1	29–112	7.693 6	1 698.7	247.4
<i>sec</i> -Butyl formate	1	30–100	6.493	972.9	176.0
<i>n</i> -Butyl- α -hydroxyisobutyrate	1	112–185	8.421 7	2 617.32	287.09

TABLE 5.9 Vapor Pressures of Various Organic Compounds (Continued)

Substance	Eq.	Range, °C	A	B	C
1- <i>n</i> -Butylnaphthalene	1	25–170	7.434 47	2 227.7	202.2
	1	170–345	7.081 4	1 971.5	180
2- <i>n</i> -Butylnaphthalene	1	25–170	7.438 08	2 242.2	202.3
	1	170–345	7.084 8	1 984.3	180
<i>n</i> -Butyl nitrate	1	0–70	8.054 27	1 992.83	254.30
1-Butyl pentafluoropropionate	1	82–116	6.651 00	1 108.02	177.04
2- <i>sec</i> -Butylphenol	1	179–240	6.951 93	1 593.74	163.79
2- <i>t</i> -Butylphenol	1	135–225	7.217 56	1 822.81	196.23
4- <i>t</i> -Butylphenol	1	198–252	7.000 38	1 627.51	155.24
Butyl phenyl ether	1	119–210	7.299 7	1 882.70	215.82
<i>n</i> -Butyl propionate	1	32–93	9.484 89	2 852.58	296.98
<i>n</i> -Butyl trifluoroacetate	1	71–104	8.567 94	2 305.22	301.06
1-Butyl trimethylsilyl ether	1	71–124	7.763 00	1 884.68	261.31
1-Butyne	1	–68 to 27	6.981 98	988.75	233.01
2-Butyne	1	–51 to –34	7.037 91	896.91	199.06
	1	–31 to 47	7.073 38	1 101.71	235.81
<i>n</i> -Butyraldehyde	1	31–74	6.385 44	913.59	185.48
Butyric acid	1	90–163	7.739 9	1 764.7	199.9
Camphor	2	0–180	8.799	2 797.39	
	1	178–232	6.106	1 043.6	116.4
Capric acid	1	153–187	6.255 3	1 106.3	57.96
Caproic acid	1	98–179	6.924 9	1 340.8	126.6
Capronitrile	1	92–164	7.123 1	1 597.2	212.8
Caprylic acid	1	130–206	7.770 64	1 933.05	159.36
Carbazole	1	253–358	7.086 3	2 179.4	163.5
Carbitol	1	40–151	7.640 81	1 801.31	183.97
Chloroacetic acid	1	104–190	7.550 16	1 723.365	179.98
4-Chloroacetophenone	1	122–212	7.084 57	1 693.63	190.95
Chloroacetyl chloride	1	28–107	7.149 77	1 340.79	208.70
<i>N</i> -Chloroaniline	1	61–125	3.037 67	171.35	–14.99
2-Chloroaniline	1	20–108	7.562 65	1 998.6	220.0
	1	108–300	7.192 40	1 762.74	200.0
3-Chloroaniline	1	15–125	7.559 39	2 073.75	215
	1	125–310	7.236 03	1 857.75	196.64
<i>o</i> -Chloroanisole	1	115–186	7.121 36	1 655.80	188.77
Chlorobenzene	1	62–131.7	6.978 08	1 431.05	217.55
<i>o</i> -Chlorobenzotrichloride	1	30–150	7.504 30	2 228.07	220.0
	1	150–350	7.117 94	1 951.37	196.27
1-Chloro-4-bromobenzene	2	23–63	11.629	3 643.30	
1-Chlorobutane	1	–17 to 78.6	6.836 94	1 173.79	218.13
2-Chlorobutane	1	0–40	6.799 23	1 149.12	224.68
1-Chlorodecane	1	86–225.9	6.939 86	1 639.06	177.94
1-Chlorododecane	1	116–246	6.834 08	1 654.82	155.09
Chloroethane	1	–56 to 12.2	6.986 47	1 030.01	238.61
2-Chloroethylbenzene	1		6.981 69	1 556.0	201.0
3-Chloroethylbenzene	1		6.990 82	1 577.3	200
4-Chloroethylbenzene	1		6.983 09	1 577.0	200
Chloroethylene	1	–65 to –13	6.891 17	905.01	239.48
Chloroform	1	–35 to 61	6.493 4	929.44	196.03
1-Chloroheptane	1	34–160	6.916 70	1 453.96	199.83
1-Chlorohexadecane	1	166–327	7.282 03	2 152.61	162.73
1-Chlorohexane	1	15–136	7.051 36	1 461.72	215.57
Chlorohexylisocyanate	1	90–180	7.740 95	2 340.50	241.90

TABLE 5.9 Vapor Pressures of Various Organic Compounds (*Continued*)

Substance	Eq.	Range, °C	A	B	C
Chloromethane	1	-75 to -5	7.093 49	948.58	249.34
Chloromethoxytrichlorosilane	1	0-50	7.312 92	1 545.71	226.10
2-Chloro-2-methylpropane	1	22-47	4.896	334.99	114.0
1-Chlorononane	1	69-205	7.046 54	1 655.57	192.26
1-Chlorooctane	1	54-184	7.051 52	1 600.24	200.28
Chloropentafluorobenzene	1	36-140	7.068 83	1 389.19	213.75
<i>p</i> -Chlorophenetole	1	122-212	7.084 57	1 693.63	190.95
2-Chlorophenol	1	80-200	6.877 31	1 471.61	193.17
β -Chloro- β -phenylethyl alcohol	1	166-259	6.917 33	1 635.63	145.87
1-Chlorophenylisocyanate	1	50-160	12.265 9	6 532.55	499.59
<i>m</i> -Chlorophenylisocyanate	1	71-158	6.797 29	1 512.43	180.90
Chloroprene	1	20-60	6.161 50	783.45	179.7
1-Chloropropane	1	-25 to 47	6.926 48	1 110.19	227.94
2-Chloropropane	1	0-30	7.771	1 582	288
3-Chloro-1-propene	1	13-44	5.297 16	418.375	128.168
2-Chloropropionitrile	1	0-84	7.329 73	1 732.55	211.79
	1	84-240	7.200 85	1 657.25	205.3
γ -Chloropropyltrichlorosilane	1	87-179	7.156 4	1 679.07	210.38
1-Chlorotetradecane	1	142-296.8	7.200 7	2 018.9	170.6
<i>o</i> -Chlorotoluene	1	0-65	7.367 97	1 735.8	230.0
	1	65-220	6.947 63	1 497.2	209.0
1-Chloro-2,4,6-trinitrobenzene	1	200-270	3.080 9	184.93	-117.9
1-Chloroundecane	1	101-245	6.967 6	1 709.4	172.9
<i>o</i> -Chlorovinylbenzene	1	98-155	6.956 6	1 602.2	204.5
<i>p</i> -Chlorovinylbenzene	1	100-127	9.969 1	4 093.5	392.4
2-Chlorovinylchloroarsine	<i>cis</i>	68-109	5.487 9	785.09	115.61
	<i>trans</i>	50-150	6.814 0	1 465.07	178.53
3-Chlorovinylchloroarsine	1	66-110	2.810 5	97.17	-27.51
<i>o</i> -Cresol	1	120-191	6.911 7	1 435.50	165.16
<i>m</i> -Cresol	1	150-201	7.508 0	1 856.36	199.07
<i>p</i> -Cresol	1	128-202	7.035 08	1 511.08	161.85
Cyanoic acid	1	-76 to -6	7.568 59	1 251.86	243.79
Cyclobutane	1	-60 to 12	6.916 31	1 054.54	241.37
Cyclobutanone	1	-24 to 25	6.116 68	933.95	183.19
Cyclobutene	1	-77 to 2	7.305 7	1 166.0	261.06
Cycloheptane	1	68-159	6.853 95	1 331.57	216.35
1,3,5-Cycloheptatriene	1	0-65	6.974 33	1 376.84	220.75
Cyclohexane	1	20-81	6.841 30	1 201.53	222.65
Cyclohexanethiol	1	84-203	6.886 73	1 476.70	209.83
Cyclohexanol	1	94-161	6.255 3	912.87	109.13
Cyclohexene	1		6.886 17	1 229.973	224.10
Cyclohexyl acetate	1	95-172	7.975 86	2 167.99	252.30
Cyclohexylamine	1	61-128	6.689 54	1 229.42	188.80
1-Cyclohexylamino-2-propanol	1	150-238	7.011 56	1 655.02	162.59
Cyclohexylpentafluoropropionate	1	82-155	7.725 5	1 844.73	224.89
Cyclohexyltrifluoroacetate	1	72-147	7.802 35	1 954.66	249.33
Cyclohexyltrimethylsilyl ether	1	91-168	8.090 52	2 276.62	267.94
Cyclooctane	1	97-194	6.861 87	1 437.79	210.02
1,3,5,7-Cyclooctatetraene	1	0-75	7.006 69	1 472.11	215.84
Cyclopentane	1	-40 to 72	6.886 76	1 124.162	231.36
Cyclopentanethiol	1	81-173	6.914 97	1 388.63	212.05
Cyclopentanone	1	0-26	2.902 47	162.90	63.22
Cyclopentene	1		6.920 66	1 121.818	223.45

TABLE 5.9 Vapor Pressures of Various Organic Compounds (Continued)

Substance	Eq.	Range, °C	A	B	C
Cyclopentyl-1-thiaethane	1	83–199	6.940 83	1 480.70	208.47
Cyclopropane	1	–90 to –32	6.887 88	856.01	246.50
<i>o</i> -Cymene	1	81–180	7.266 10	1 768.45	224.95
<i>m</i> -Cymene	1	79–176	7.123 74	1 644.95	212.76
<i>p</i> -Cymene	1	107–178	7.050 74	1 608.91	208.72
Decahydronaphthalene	<i>cis</i>	68–228	6.875 29	1 594.460	203.39
	<i>trans</i>	61–219	6.856 81	1 564.683	206.26
Decane	1	58–203	6.943 65	1 495.17	193.86
1-Decanethiol	1	109–271	6.998 1	1 713.6	177.0
1-Decanol	1	25–52	11.560	4 055	273.2
	1	103–230	6.922 44	1 472.01	133.98
1-Decene	1	54–199	6.934 77	1 484.98	195.707
Decylbenzene	1	203–298	7.035 96	1 903.98	160.33
Decylcyclohexane	1	197–298	7.019 37	1 899.33	161.35
Decylcyclopentane	1	182–279	6.999 12	1 822.05	163.05
Deuterodiborane	1	–155 to –94	6.480 83	545.20	244.73
Diacetone alcohol	1	28–115	8.502 42	2 400.56	263.79
1,3-Diacetylbenzene	1	50–145	0.056 24	64.188	–196.97
1,4-Diacetylbenzene	1	116–157	2.803 71	177.25	–46.43
Diacetylene	1	–78 to 0	4.990 79	356.36	143.22
Diallyl sulfide	1	10–40	4.829 30	643.18	142.34
4,4'-Diaminodiphenylmethane	1	198–272	3.172 31	210.49	–137.41
Diamyl ether	1	105–187	7.067 10	1 604.77	196.58
Dibenzyl ketone	2	285–325	8.257	3 244.42	
1,2-Dibromobenzene	1	20–117	7.501 28	2 093.7	230
	1	117–300	7.102 65	1 825.77	207.0
Dibromodichloroethane	1	25–130	5.197 53	763.44	110.81
Dibromodifluoromethane	1	–26 to 23	7.152 22	1 181.612	253.85
1,2-Dibromoethane	1	52–131	6.721 48	1 280.82	201.75
1,2-Dibromoethylene	<i>cis</i>	26–78	7.038 74	1 349.84	209.26
	<i>trans</i>	4–71	4.581 11	393.641	103.56
1,2-Dibromopropane	1	0–50	7.303 98	1 644.4	232.0
	1	50–250	6.891 05	1 419.60	212.0
1,3-Dibromopropane	1	0–71	7.549 84	1 890.56	240.0
	1	71–275	7.198 74	1 678.26	222.0
Di- <i>n</i> -butyl ether	1	89–140	6.796 3	1 297.29	191.03
Di- <i>t</i> -butyl ether	1	4–109	6.932 9	1 348.53	233.79
Di- <i>n</i> -butyl phthalate	1	126–202	6.639 80	1 744.20	113.69
Di- <i>n</i> -butyl sebacate	1	128–208	7.587 66	2 364.89	147.54
Di- <i>n</i> -butyl sulfide	1	10–40	6.769 3	1 208.80	217.51
1,2-Dichlorobenzene	1	131–181	7.143 78	1 704.49	219.42
1,3-Dichlorobenzene	1	91–173	7.040 1	1 607.05	213.38
1,4-Dichlorobenzene	1	95–174	7.020 8	1 590.9	210.2
Dichlorobenzotrichloride	1	20–167	7.439 54	2 190.0	200
	1	167–340	6.985 24	1 868.91	172.00
Dichlorobenzyl chloride	1	20–138	7.504 57	2 125.9	213.8
	1	138–350	7.147 35	1 881.38	192.93
1,1-Dichloroethane	1	–39 to 18	6.977 0	1 174.02	229.06
1,2-Dichloroethane	1	–31 to 99	7.025 3	1 271.3	222.9
1,1-Dichloroethylene	1	–28 to 32	6.972 2	1 099.4	237.2
1,2-Dichloroethylene	<i>cis</i>	0–84	7.022 3	1 205.4	230.6
	<i>trans</i>	–38 to 85	6.965 1	1 141.9	231.9
2,2'-Dichloroethyl sulfide	1	15–76	8.587 41	2 588.23	246.06

TABLE 5.9 Vapor Pressures of Various Organic Compounds (*Continued*)

Substance	Eq.	Range, °C	A	B	C
1,2-Dichloroethyltrichlorosilane	1	102–181	7.826	2 144.9	253.1
Dichloromethane	1	–40 to 40	7.409 2	1 325.9	252.6
2-(2,4-Dichlorophenoxy)-ethanol	1	212–286	7.240 09	2 004.31	157.25
3,4-Dichlorophenylisocyanate	1	60–190	8.679 3	3 312.3	333.9
1,2-Dichloropropane	1	45–96	6.980 7	1 308.1	222.8
3,4-Dichlorotoluene	1	0–105	7.343 94	1 882.5	215.0
	1	105–330	6.979 25	1 655.44	195.0
Diethanolamine	1	194–241	8.138 8	2 327.9	174.4
1,1-Diethoxyethane	1	0–70	6.757 63	1 191.60	203.12
Diethoxymethane	1	0–75	6.908 41	1 229.52	217.01
Diethylaluminum chloride	1	44–125	8.229 70	2 484.53	255.45
Diethylamine	1	31–61	5.801 6	583.30	144.1
<i>N,N</i> -Diethylaniline	1	50–218	7.466 0	1 993.57	218.5
1,2-Diethylbenzene	1	liq	6.987 80	1 576.940	200.51
1,3-Diethylbenzene	1	liq	7.003 60	1 575.310	200.96
1,4-Diethylbenzene	1	liq	6.998 20	1 588.310	201.97
Diethyldichlorosilane	1	48–128	6.862 9	1 346.3	207.7
Diethyl disulfide	1	15–61	7.349 89	1 695.00	227.29
	1	61–230	6.975 07	1 485.970	208.96
Diethylene glycol	1	130–243	7.636 7	1 939.4	162.7
Diethyl ether	1	–61 to 20	6.920 32	1 064.07	228.80
Diethyl ethylphosphate	1	76–134	4.101 6	315.17	15.50
<i>N,N</i> -Diethylformamide	1	30–90	6.395 4	1 203.8	165.6
Diethyl ketone	1		6.857 91	1 216.3	204
3,3-Diethylpentane	1	63–147	6.896 03	1 453.48	215.83
3,5-Diethylphenol	1	114–248	7.651 3	2 228	218.5
Diethylpropylphosphonate	1	87–134	4.558 1	446.50	26.17
Diethyl sulfide	1	0–150	6.928 36	1 257.83	218.66
1,2- <i>bis</i> -Difluoroamino-4-methyl- pentane	1	–20 to 20	8.009 11	1 944.92	245.44
Difluoromethane	1	–82 to –32	7.138 9	821.7	244.7
1,2-Dihydroxybenzene	1	118–246	7.577	2 054	187
1,3-Dihydroxybenzene	1	151–276	7.889	2 231	169
1,2-Diiodoethylene <i>cis</i>	1	29–152	5.522	797.8	106.4
<i>trans</i>	1	77–130	6.093 1	1 197.0	172.3
Diisoamyl sulfide	1	10–80	–1.959 8	390.61	–219.33
<i>p</i> -Diisopropylbenzene	1	120–211	6.993 3	1 663.88	194.41
Diisopropyl ether	1	23–67	6.849 5	1 139.34	218.7
2,4-Diisopropylphenol	1	122–255	6.714	1 506	138
1,2-Dimethoxyethane	1	0–60	6.718 9	1 050.5	209.2
<i>N,N</i> -Dimethylacetamide	1	30–90	9.720 9	3 273.8	334.5
Dimethylamine	1	–72 to 6.9	7.082 12	960.242	221.67
<i>bis</i> -Dimethylaminoborane	1	–25 to 62.5	5.584 52	774.371	170.64
<i>N</i> -Dimethylaminodiborane	1	–38 to 14	8.340 1	1 917.35	302.73
<i>bis</i> -Dimethylaminodifluorosilane	1	24–88	5.952	748.7	146.9
<i>N,N</i> -Dimethylaniline	1	71–197	7.367 7	1 857.08	220.36
Dimethyl beryllium	1	100–180	19.089 9	11 535.45	496.64
1,4-Dimethyl-bicyclo(2,2,1)- heptane	1	56–119	6.761 96	1 342.66	213.53
2,3-Dimethyl-bicyclo(2,2,1)- heptane <i>trans</i>	1	72–138	6.868 15	1 420.32	212.94
2,3-Dimethyl-1,3-butadiene	1	0–68.5	7.119 7	1 299.69	238.09
2,2-Dimethylbutane	1	–42 to 73	6.754 83	1 081.176	229.34

TABLE 5.9 Vapor Pressures of Various Organic Compounds (*Continued*)

Substance	Eq.	Range, °C	A	B	C
2,3-Dimethylbutane	1	-35 to 81	6.809 83	1 127.187	228.90
2,3-Dimethyl-2-butanethiol	1	56-167	6.839 56	1 354.24	215.96
2,3-Dimethyl-1-butene	1	-36 to 78	6.862 36	1 134.675	229.37
2,3-Dimethyl-2-butene	1	-21 to 97	6.950 58	1 215.428	225.44
3,3-Dimethyl-1-butene	1	-47 to 64	6.677 51	1 010.516	224.91
Dimethyl cadmium	1	-2 to 23	6.490 55	1 126.36	201.07
1,1-Dimethylcyclohexane	1	10-147	6.798 21	1 321.705	217.85
1,2-Dimethylcyclohexane	<i>cis</i>	18-158	6.837 46	1 367.311	215.84
	<i>trans</i>	13-151	6.833 08	1 353.881	219.13
1,3-Dimethylcyclohexane	<i>cis</i>	11-147	6.838 83	1 338.473	218.07
	<i>trans</i>	15-152	6.834 55	1 343.687	215.39
1,4-Dimethylcyclohexane	<i>cis</i>	15-152	6.832 87	1 345.613	216.15
	<i>trans</i>	10-147	6.817 73	1 330.437	218.58
1,1-Dimethylcyclopentane	1	-12 to 113	6.817 24	1 219.474	221.95
1,2-Dimethylcyclopentane	<i>cis</i>	-3 to 125	6.850 08	1 269.140	220.21
	<i>trans</i>	-9 to 117	6.844 22	1 242.748	221.69
1,3-Dimethylcyclopentane	<i>cis</i>	-10-116	6.837 15	1 237.456	222.01
	<i>trans</i>	-9 to 117	6.838 17	1 240.023	221.62
Dimethyldichlorosilane	1	28-72	7.062 1	1 280.29	235.65
1,2-Dimethyldisilane	1	-46 to 0	4.024 3	255.4	129.2
Dimethyl ether	1	-71 to -25	6.976 03	889.264	241.96
<i>N,N</i> -Dimethylformamide	1	30-90	6.928 0	1 400.87	196.43
2,2-Dimethylhexane	1		6.837 15	1 273.59	215.07
2,3-Dimethylhexane	1		6.870 04	1 315.50	214.16
2,4-Dimethylhexane	1		6.853 05	1 287.88	214.79
2,5-Dimethylhexane	1		6.859 84	1 287.27	214.41
3,3-Dimethylhexane	1		6.851 21	1 307.88	217.44
3,4-Dimethylhexane	1		6.879 86	1 330.04	214.86
1,1-Dimethylhydrazine	1	-35 to 20	7.408 13	1 305.91	225.53
1,2-Dimethylhydrazine	1	1-25	5.611 9	633.59	143.17
<i>N,N</i> -Dimethylhydroxylamine	1	17-90	7.565 8	1 415.96	201.93
<i>O,N</i> -Dimethylhydroxylamine	1	-45 to 42.2	7.405 4	1 245.58	233.06
Dimethylmalononitrile	1	49-140	7.035 5	1 546.99	202.00
1,3-Dimethylnaphthalene	1	20-148	7.634 7	2 295.4	232.4
	1	148-310	7.269 8	2 076.0	210
1,4-Dimethylnaphthalene	1	20-148	7.634 7	2 345.8	232.6
(same for 1,6- and 1,7-)	1	148-310	7.269 8	2 076.0	210
1,8-Dimethylnaphthalene	1	25-150	7.407 89	2 123.2	201.2
	1	150-320	7.056 4	1 879	180
2,3-Dimethylnaphthalene	1	20-155	7.403 96	2 111.9	201.1
	1	155-315	7.052 7	1 869	180
2,6-Dimethylnaphthalene	1	20-150	7.396 8	2 080.3	200.8
	1	150-310	7.046 0	1 841	180
2,7-Dimethylnaphthalene	1	25-150	7.398 75	2 085.9	200.9
	1	150-310	7.047 8	1 846	180
2,2-Dimethylpentane	1	-19 to 103	6.814 80	1 190.033	223.30
2,3-Dimethylpentane	1	-10 to 115	6.853 82	1 238.017	221.82
2,4-Dimethylpentane	1	-17 to 105	6.826 21	1 192.04	225.32
3,3-Dimethylpentane	1	-14 to 112	6.826 67	1 228.663	225.32
2,4-Dimethyl-3-pentanone	1	48-125	6.968 53	1 382.84	213.06
Dimethyl- <i>o</i> -phthalate	1	82-151	4.522 32	700.31	51.42
2,2-Dimethylpropane	1	-14 to 29	6.604 27	883.42	227.78
2,2-Dimethyl-1-propanol	1	55-115	7.875 3	1 604.7	208.2

TABLE 5.9 Vapor Pressures of Various Organic Compounds (*Continued*)

Substance	Eq.	Range, °C	A	B	C
2,5-Dimethylpyrrole	1	100–199	7.203 06	1 509.60	181.76
2,4-Dimethylquinoline	1	185–269	7.025 4	1 830.29	174.44
2,6-Dimethylquinoline	1	188–267	6.931 12	1 748.73	166.37
Dimethyl sulfide	1	–22 to 20	7.150 9	1 195.58	242.68
3,3-Dimethyl-2-thiabutane	1	liq	6.847 09	1 259.648	218.69
2,2-Dimethyl-3-thiapentane	1	liq	6.850 86	1 323.24	212.89
2,4-Dimethyl-3-thiapentane	1	liq	6.871 18	1 327.12	212.55
2,3-Dimethylthiophene	1	50–205	6.924 9	1 430.0	212
2,4-Dimethylthiophene	1	50–205	6.993 9	1 450.7	212.0
2,5-Dimethylthiophene	1	47–200	6.961 1	1 427.7	213.2
3,4-Dimethylthiophene	1	54–205	6.996 1	1 467.1	211.5
1,3-Dinitrobenzene	1	252–292	4.337	229.2	–137
2,4-Dinitrotoluene	1	200–299	5.798	1 118	61.8
2,6-Dinitrotoluene	1	150–260	4.372	380	–43.6
3,5-Dinitrotoluene	1	220–270	1.556	30.59	–302
1,4-Dioxane	1	20–105	7.431 55	1 554.68	240.34
Dipentene	1	21–170	7.111 6	1 613.42	207.8
2,2'-Diphenol	1	171–325	8.193 5	3 067.6	253.1
Diphenyldichlorosilane	1	192–281	6.999 03	1 918.20	161.41
Diphenyl ether	1	204–271	7.011 04	1 799.71	177.74
Diphenylmethane	1	217–282	6.291	1 261	105
Di- <i>n</i> -propyl ether	1	26–89	6.947 6	1 256.5	219.0
Disilanyl chloride	1	–46 to 18	7.104 8	1 211.8	245.2
2,3-Dithiabutane	1	6–135	6.977 92	1 346.342	218.86
5,6-Dithiadecane	1	101–263	6.963 8	1 684.1	181.3
3,4-Dithiahexane	1	40–182	6.975 07	1 485.970	208.96
4,5-Dithiaoctane	1	72–226	6.975 29	1 603.793	195.85
Dodecane	1	91–247	6.997 95	1 639.27	181.84
1-Dodecanethiol	1		7.024 4	1 817.8	164.1
Dodecanoic acid	1	106–176	7.860 8	2 159.1	143.2
1-Dodecanol	1	138–214	7.539 86	2 003.29	168.13
1-Dodecene	1	89–244	6.976 07	1 621.11	182.45
Durenol	1	108–249	7.758	2 432	250
Eicosane	1	198–379	7.152 2	2 032.7	132.1
1-Eicosanethiol	1		7.114	2 125	119
1-Eicosene	1	liq	7.135 1	2 043.0	137.9
Ethane	1	–142 to –75	6.829 15	663.72	256.68
Ethanethiol	1	–49 to 56	6.952 06	1 084.531	231.39
Ethanol	1	–2 to 100	8.321 09	1 718.10	237.52
Ethanolamine	1	65–171	7.456 8	1 577.67	173.37
Ethyl acetate	1	15–76	7.101 79	1 244.95	217.88
<i>m</i> -Ethylacetophenone	1	19–143	3.767 2	708.05	182.6
<i>p</i> -Ethylacetophenone	1	21–94	4.274 6	629.34	120.9
Ethylamine	1	–20 to 90	7.054 13	987.31	220.0
<i>N</i> -Ethylaniline	1	50–207	7.422 8	1 903.4	214.3
Ethylbenzene	1	26–164	6.957 19	1 424.255	213.21
2-Ethyl-1-butene	1	–28 to 88	6.997 12	1 218.352	231.30
Ethyl butyl ether	1	38–92	6.944 4	1 256.4	216.9
Ethyl chloroacetate	1	25–146	6.967	1 355.9	188.2
<i>p</i> -Ethylchlorobenzene	1	109–184	6.951 1	1 557.1	198.1
Ethylcyclohexane	1	20–160	6.867 28	1 382.466	214.99
Ethylcyclopentane	1	–0.1 to 129	6.887 09	1 298.599	220.68
Ethylene	1	–153 to –91	6.744 19	594.99	256.16

TABLE 5.9 Vapor Pressures of Various Organic Compounds (*Continued*)

Substance	Eq.	Range, °C	A	B	C
Ethylene glycol	1	50–200	8.090 8	2 088.9	203.5
Ethylene glycol monoethyl ether	1	63–134	7.874 6	1 843.5	234.2
Ethylene glycol monomethyl ether	1	56–124	7.849 8	1 793.9	236.9
Ethylene oxide	1	–49 to 12	7.128 43	1 054.54	237.76
Ethyl formate	1	4–54	7.009 0	1 123.94	218.2
3-Ethylhexane	1		6.890 98	1 327.88	212.60
2-Ethyl-1-hexanol	1	74–184	6.914 7	1 339.7	147.8
2-Ethyl-2-hexenal	1	54–175	6.861 3	1 457.4	190.6
Ethyl iodoacetate	1	29–89	4.073 7	374.64	54.8
Ethyl isothiocyanate	1	10–50	7.106 0	1 567.5	234.2
Ethyl methyl ether	1	5–7.7	5.518	434.5	158
Ethyl methyl ketone	1		6.974 21	1 209.6	216
3-Ethyl-5-methylphenol	1	195–247	7.040 83	1 615.44	152.6
2-Ethyl-4-methyl-1-pentanol	1	70–176	6.582 6	1 134.6	129.2
Ethyl nitrate	1	0–60	7.163 7	1 338.8	224.9
3-Ethylpentane	1	–7 to 119	6.875 64	1 251.827	219.89
2-Ethylphenol	1	86–208	7.800 3	2 140.4	227
3-Ethylphenol	1	97–218	7.468	1 856	187
4-Ethylphenol	1	101–218	8.291	2 423	229
Ethyl phenyl ether	1	117–181	7.021 38	1 508.39	194.49
Ethyl <i>n</i> -propanoate	1	34–98	6.994 9	1 260.6	207.4
Ethyl <i>n</i> -propyl ether	1	20–63	6.985 1	1 188.5	226.4
Ethyl <i>n</i> -propyl ketone	1	75–133	7.000 82	1 365.79	208.01
<i>m</i> -Ethylstyrene	1		7.039 28	1 614.0	198
<i>p</i> -Ethylstyrene	1		6.900 71	1 570.9	198
Ethyl trichloroacetate	1	44–95	7.725 4	1 927.0	233.7
Ethyl trichlorosilane	1	28–96	6.606	1 118	201
Ethyl triethoxysilane	1	64–153	6.886 8	1 377.9	183.0
Ethyl vinylchlorosilane	1	45–122	6.859	1 331	210.8
Fenchyl alcohol	1	59–200	5.693	797.6	84.6
Fluoranthene	1	197–384	6.373	1 756	118
Fluorene	1	161–300	7.761 8	2 637.1	243.2
Fluorobenzene	1	–18 to 84	7.187 0	1 381.8	235.6
<i>m</i> -Fluorobenzotrifluoride	1	40–137	7.006 59	1 304.35	215.67
<i>bis</i> -(Fluorocarbonyl)-peroxide	1	–47 to –7	9.608 4	2 247.64	319.83
<i>p</i> -Fluorotoluene	1	68–155	6.994 26	1 374.055	217.40
Formaldehyde	1	–109 to –22	7.195 8	970.6	244.1
Formic acid	1	37–101	7.581 8	1 699.2	260.7
Formyl fluoride	1	–95 to –61	5.270	362	175
Furan	1	2–61	6.975 27	1 060.87	227.74
2-Furfuraldehyde	1	56–161	6.575 9	1 198.7	162.8
Glycerol	1	183–260	6.165	1 036	28
Glyceryl-1,3-diacetate	1	100–190	6.407 3	1 092.0	119.3
Guaiacol	1	82–205	6.161	1 051	116
Hemellitenol	1	123–248	6.972	1 563	134
Heptadecane	1	161–337	7.014 3	1 865.1	149.20
1-Heptadecene	1		7.008 67	1 868.9	152.50
Heptane	1	–2 to 124	6.896 77	1 264.90	216.54
1-Heptanethiol	1	58–206	6.952 49	1 525.311	197.70
Heptanoic acid	1	112–150	5.287 4	665.54	42.07
1-Heptanol	1	60–176	6.647 67	1 140.64	126.56
1-Heptene	1	–6 to 118	6.901 87	1 258.345	219.30
Hexadecane	1	149–321	7.028 67	1 830.51	154.45

TABLE 5.9 Vapor Pressures of Various Organic Compounds (*Continued*)

Substance	Eq.	Range, °C	A	B	C
1-Hexadecanethiol	1		7.075	1 990	140
1-Hexadecanol	1	50–103	7.281 7	1 909.7	128.1
	1	145–190	6.158 6	1 380.0	91
1-Hexadecene	1		7.040 11	1 840.52	157.57
1,5-Hexadiene	1	0–59	6.574 1	1 013.5	214.8
Hexafluoroacetone	1	–79 to –27	6.650 2	725.90	219.9
Hexafluorobenzene	1	5–114	7.032 95	1 227.98	215.49
Hexafluorodisiloxane	1	–39 to –23	7.471 2	1 169.3	278.1
Hexafluoroethane	1	–93 to –78	6.793 35	657.06	246.2
Hexahydroindane <i>cis</i>	1	77–168	6.868 22	1 497.33	207.67
<i>trans</i>	1	71–161	6.861 19	1 475.70	209.66
Hexamethyldisiloxane	1	36–138	6.773 79	1 202.03	208.25
Hexane	1	–25 to 92	6.876 01	1 171.17	224.41
1-Hexanethiol	1	40–181	6.946 64	1 454.004	204.95
1-Hexanol	1	35–157	7.860 45	1 761.26	196.66
2-Hexanol	1	25–142	7.261 0	1 371.7	173.2
3-Hexanol	1	25–138	7.689	1 670.0	211.8
1-Hexene	1	16–64	6.857 70	1 148.62	225.35
3-Hexyne	1	–20 to 24	5.895	863.3	194
Hydroquinone	1	159–286	8.137	2 461	183
3-Hydroxy-3-methyl-2-butanone	1	45–146	7.340 9	1 653.6	227.5
Iodobenzene	1	20–188	7.011 9	1 640.1	208.8
Iodoethane	1	30–60	6.959	1 232	229
Isoamyl acetate	1	41–95	7.436	1 606.6	216
Isobutylbenzene	1	86–174	6.935 56	1 530.05	204.59
Isobutyl borate	1	99–200	7.197	1 745.8	193
Isobutyl cellosolve	1	71–159	7.694 8	1 825.9	219.6
Isobutylcyclohexane	1	85–172	6.867 97	1 493.10	203.16
Isobutyl nitrate	1	0–70	8.164 3	2 022.7	262.4
Isobutyraldehyde	1	13–63	6.735 1	1 053.2	209.1
Isobutyric acid	1	58–152	4.894	382.6	38
Isocaproic acid	1	96–133	6.258	1 038.6	130
Isopropylbenzene	1	39–181	6.936 66	1 460.793	207.78
Isopropyl borate	1	65–139	8.070	2 120	269
<i>o</i> -Isopropylbromobenzene	1	132–210	6.717 8	1 462.7	170.9
Isopropyl caprate	1	90–178	9.959	4 013.9	326.5
Isopropyl caprylate	1	65–146	8.032 2	2 213.6	220.9
Isopropyl cellosolve	1	67–140	7.500 0	1 639.2	213.3
Isopropyl chloroacetate	1	35–153	8.382	2 328	275
Isopropylcyclohexane	1	71–155	6.873 14	1 453.20	209.44
Isopropylcyclopentane	1	47–127	6.887 36	1 380.12	218.05
Isopropyl laurate	1	117–196	8.532 6	2 951.6	240.7
Isopropyl myristate	1	140–193	10.418 0	4 866.48	314.17
Isopropyl nitrate	1	0–70	7.266 6	1 434.4	255.2
Isopropyl palmitate	1	160–197	10.916 4	5 572.0	364.8
<i>o</i> -Isopropylphenol	1	97–215	8.167	2 343	229
<i>p</i> -Isopropylphenol	1	108–228	8.666	2 810	258
Isopropyl phenyl ether	1	72–175	6.517 6	1 238.0	163.0
Isopropyl stearate	1	182–207	0.079 3	10.41	–221
Isopseudocumenol	1	106–233	5.602	768	49
Isoquinoline	1	167–244	6.912 2	1 723.4	184.3
Isovaleric acid	1	86–104	3.946 55	255.41	11.3
Ketene	1	–88 to –49	7.615	1 036	269

TABLE 5.9 Vapor Pressures of Various Organic Compounds (Continued)

Substance	Eq.	Range, °C	A	B	C
Lauric acid	1	106–176	7.860 8	2 159.1	143.2
Lepidine	1	199–266	7.271 2	1 946.14	177.64
2,3-Lutidine	1	155–162	7.447 8	1 832.6	240.1
2,4-Lutidine	1	150–160	7.339 0	1 733.4	230.4
2,5-Lutidine	1	85–157	7.081 0	1 539.6	209.6
2,6-Lutidine	1	79–144	7.056 7	1 470.2	208.0
3,4-Lutidine	1	172–180	7.362 0	1 840.1	231.5
3,5-Lutidine	1	163–173	7.333 1	1 783.6	228.7
Mesitol	1	94–221	6.659	1 392	148
Mesityl oxide	1	14–130	6.635 8	1 186.1	186.0
Methacrylonitrile	1		6.980 2	1 274.96	220.7
Methane c	1	–195 to –183	7.193 09	451.64	268.49
liq	1	–181 to –152	6.695 61	405.42	267.78
Methanol	1	–14 to 65	7.897 50	1 474.08	229.13
	1	64–110	7.973 28	1 515.14	232.85
Methoxybenzene	1	110–164	7.052 69	1 489.99	203.57
N-Methylacetamide	1	40–90	2.631 1	121.7	–9.3
Methyl acetate	1	1–56	7.065 2	1 157.63	219.73
Methylal	1	0–35	6.872 2	1 049.2	220.6
Methylamine	1	–83 to –6	7.336 9	1 011.5	233.3
N-Methylaniline	1	50–200	7.081 9	1 631.3	192.4
Methyl benzoate	1	111–199	7.273	1 847	221
Methyl borate	1	31–68	7.646 0	1 491.5	245.5
Methyl boric anhydride	1	0–55	8.004 1	1 726.1	257.9
2-Methyl-1,3-butadiene	1	–52 to –24	7.011 87	1 126.159	238.88
	1	–19 to 55	6.885 64	1 071.578	233.51
3-Methyl-1,2-butadiene	1	–45 to –20	7.151 95	1 194.537	239.47
	1	–20 to 62	6.943 50	1 103.901	230.89
2-Methylbutane	1	–57 to 49	6.833 15	1 040.73	235.45
2-Methyl-1-butanethiol	1	liq	6.913 85	1 347.317	215.07
3-Methyl-1-butanethiol	1	liq	6.914 91	1 342.509	214.45
2-Methyl-2-butanethiol	1	liq	6.828 37	1 254.885	218.76
2-Methyl-1-butanol	1	34–129	7.067 30	1 195.26	156.83
3-Methyl-1-butanol	1	25–153	7.258 21	1 314.36	169.36
2-Methyl-2-butanol	1	25–102	6.519 3	863.4	135.3
3-Methyl-2-butanol	1	25–111	6.942 1	1 090.9	157.2
2-Methyl-1-butene	1	–53 to 52	6.846 37	1 039.69	236.65
3-Methyl-1-butene	1	–63 to 41	6.824 55	1 012.37	236.65
2-Methyl-2-butene	1	–48 to 60	6.966 59	1 124.33	236.63
Methyl butyl ether	1	23–69	6.887 1	1 162.1	219.9
3-Methyl-1-butyne	1	–55 to 47	6.884 80	1 014.81	227.11
2-Methyl-3-butyne-2-ol	1	21–106	6.657 5	976.5	154.1
Methyl n-butyrate	1		6.972 11	1 272.73	208.5
Methyl caprate	1	107–188	7.190 0	1 783.8	181.6
Methyl caproate	1	44–105	7.409 3	1 672.74	218.98
Methyl caprylate	1	100–146	6.916 5	1 496.3	176.5
Methyl carbitol	1	112–193	7.424	1 751	192
Methyl cellosolve acetate	1	70–144	7.125 1	1 447.0	196.1
Methyl chloroacetate	1	45–130	7.004 4	1 306.3	187.3
Methylcyclohexane	1	–3 to 127	6.823 00	1 270.763	221.42
Methylcyclopentane	1	–24 to 96	6.862 83	1 186.059	226.04
Methyldichlorosilane	1	1–41	7.027 8	1 167.8	240.7
1-Methyl-2-ethylbenzene	1	48–194	7.003 14	1 535.374	207.30

TABLE 5.9 Vapor Pressures of Various Organic Compounds (*Continued*)

Substance	Eq.	Range, °C	A	B	C
1-Methyl-3-ethylbenzene	1	46–190	7.015 82	1 529.184	208.51
1-Methyl-4-ethylbenzene	1	46–191	6.998 02	1 527.113	208.92
1-Methyl-1-ethylcyclopentane	1	43–122	6.859 20	1 347.602	217.21
1-Methyl-2-ethylcyclopentane	<i>cis</i>	49–129	6.905 88	1 388.412	216.89
2-Methyl-3-ethylpentane	1		6.867 31	1 318.12	215.31
3-Methyl-3-ethylpentane	1		6.867 31	1 347	219.68
3-Methyl-5-ethylphenol	1	111–233	7.958	2 236	208
2-Methyl-5-ethylpyridine	1	52–177	5.050	517	59
<i>N</i> -Methylformamide	1	96–200	7.497 4	1 849.4	201.1
Methyl formate	1	21–32	3.027	3.02	–11.9
2-Methylheptane	1	42–119	6.917 35	1 337.47	213.69
3-Methylheptane	1	43–120	6.899 44	1 331.53	212.41
4-Methylheptane	1		6.900 65	1 327.66	212.57
2-Methylhexane	1	–9 to 115	6.873 18	1 236.026	219.55
3-Methylhexane	1	–8 to 117	6.867 64	1 240.196	219.22
Methylhydrazine	1	2–25	6.576 2	1 007.5	181.4
<i>N</i> -Methylhydroxylamine	1	40–65	7.045 6	1 223.3	172.1
<i>O</i> -Methylhydroxylamine	1	–63 to 48	7.363 9	1 225.3	225.2
Methyl isobutyl ketone	1	22–116	6.672 7	1 168.4	191.9
1-Methyl-2-isopropylbenzene	1	liq	6.940 4	1 548.05	203.15
1-Methyl-3-isopropylbenzene	1	liq	6.940 5	1 539.05	203.93
1-Methyl-4-isopropylbenzene	1	liq	6.923 7	1 537.06	203.05
3-Methylisoquinoline	1	176–225	6.969 2	1 717.3	166.9
Methyl isothiocyanate	1	10–50	2.896 8	103.6	45.4
Methyl laurate	1	158–212	6.767 1	1 589.72	140.5
Methyl linolate	1	166–206	6.111 1	1 660.1	118.8
Methyl methacrylate	1	39–89	8.409 2	2 050.5	274.4
Methyl myristate	1	166–238	7.622 3	2 283.93	184.8
1-Methylnaphthalene	1	108–278	7.035 92	1 826.948	195.00
2-Methylnaphthalene	1	105–274	7.068 50	1 840.268	198.40
Methyl oleate	1	166–205	7.544 1	2 656.9	200.7
Methyl palmitate	1	148–202	9.594 4	4 146.43	297.76
2-Methylpentane	1	–32 to 83	6.839 10	1 135.410	226.57
3-Methylpentane	1	–30 to 87	6.848 87	1 152.368	227.13
2-Methyl-2-pentanethiol	1	56–165	6.858 5	1 343.79	212.8
2-Methyl-1-pentanol	1	25–150	7.520 1	1 564.7	189.2
2-Methyl-4-pentanol	1	25–133	8.467 1	2 174.9	257.8
2-Methyl-1-pentene	1	–30 to 85	6.850 30	1 138.516	224.70
3-Methyl-1-pentene	1	–38 to 77	6.755 23	1 086.316	226.20
4-Methyl-1-pentene	1	–38 to 77	6.835 29	1 121.302	229.687
2-Methyl-2-pentene	1	–26 to 90	6.923 67	1 183.837	225.51
3-Methyl-2-pentene	<i>cis</i>	–26 to 91	6.910 73	1 186.402	226.70
	<i>trans</i>	–23 to 94	6.926 34	1 194.527	224.83
4-Methyl-2-pentene	<i>cis</i>	–35 to 79	6.841 29	1 120.707	226.59
	<i>trans</i>	–33 to 81	6.880 30	1 142.874	227.14
Methyl phenyl ether	1	110–164	7.052 69	1 489.99	203.57
2-Methylpiperidine	1	51–158	6.818 59	1 274.61	205.40
2-Methylpropane	1	–87 to 7	6.910 48	946.35	246.68
2-Methyl-1-propanethiol	1	–10 to 113	6.887 46	1 237.282	220.31
2-Methyl-2-propanethiol	1	1–88	6.787 81	1 115.565	221.31
2-Methyl-1-propanol	1	20–115	7.327 05	1 248.48	172.92
2-Methyl-2-propanol	1	26–83	9.170 6	2 206.4	267.9
2-Methylpropene	1	–82 to 12	6.684 66	866.25	234.64

TABLE 5.9 Vapor Pressures of Various Organic Compounds (Continued)

Substance	Eq.	Range, °C	A	B	C
<i>N</i> -Methylpropionamide	1	30–90	−0.9103	119.4	−148.0
Methyl propionate	1	21–79	6.942 4	1 170.2	208.8
2-Methyl-2-propylamine	1	19–75	6.783 2	993.33	210.50
Methyl propyl ether	1	0–39	6.118 6	708.69	179.9
2-Methylpyridine	1	80–168	7.032 4	1 415.73	211.63
3-Methylpyridine	1	74–185	7.050 21	1 481.78	211.25
4-Methylpyridine	1	75–186	7.041 77	1 480.68	210.50
1-Methylpyrrole	1	49–149	7.085 0	1 368.66	212.80
6-Methylquinoline	1	187–266	6.927 2	1 746.08	166.46
7-Methylquinoline	1	238–258	7.597 7	2 229.4	214.9
Methyl salicylate	1	79–220	7.083 3	1 712.8	187.1
Methyl stearate	1	204–240	2.357 0	68.92	−156.5
<i>o</i> -Methylstyrene	1	32–112	7.212 9	1 664.08	214.59
	1	75–255	6.884 61	1 485.41	200.0
<i>m</i> -Methylstyrene	1	10–72	7.275 34	1 695.4	220.0
	1	72–250	6.879 28	1 471.44	200.0
<i>p</i> -Methylstyrene	1	68–170	7.011 2	1 535.1	200.7
α -Methylstyrene	1		6.923 66	1 486.88	202.4
β -Methylstyrene	1		6.923 39	1 499.80	201.0
Methyl sulfoxide	1	20–50	7.763 7	2 048.7	231.6
3-Methyl-2-thiabutane	1	−13 to 109	6.901 96	1 232.170	221.67
2-Methylthiacyclopentane	1	liq	6.944 12	1 409.503	214.41
3-Methylthiacyclopentane	1	67–179	6.949 1	1 431.8	213.6
2-Methyl-3-thiapentane	1	liq	6.891 30	1 293.05	215.04
Methyl-2-thiazole	1	80–128	7.042 1	1 407.05	209.33
2-Methylthiophene	1	9–138	6.938 97	1 326.48	214.31
3-Methylthiophene	1	11–141	6.986 11	1 363.83	216.78
Methyl trichlorosilane	1	13–64	7.088 2	1 289.2	239.9
2-Methyl-5-vinylpyridine	1	69–183	6.156	1 023	129
Morpholine	1	0–44	7.718 13	1 745.8	235.0
	1	44–170	7.160 30	1 447.70	210.0
Naphthalene c	1	86–250	7.010 65	1 733.71	201.86
liq	1	125–218	6.818 1	1 585.86	184.82
1-Naphthol	1	141–282	7.284 21	2 077.56	184.0
2-Naphthol	1	144–288	7.347 14	2 135.00	183.0
Nicotine	1	134–246	6.789	1 650	176
<i>o</i> -Nitroaniline	2	150–260	8.868 4	3 336.50	
<i>m</i> -Nitroaniline	2	170–260	8.818 8	3 440.9	
<i>p</i> -Nitroaniline	2	190–260	9.559 5	4 039.73	
Nitrobenzene	1	134–211	7.115 6	1 746.6	201.8
<i>m</i> -Nitrobenzotrifluoride	1	10–105	7.653 15	2 006.1	220.0
	1	104–280	7.180 25	1 710.60	195.12
Nitromethane	1	56–136	7.281 66	1 446.94	227.60
1-Nitropropane	1	59–131	7.114 6	1 467.45	215.23
<i>o</i> -Nitrotoluene	1	129–222	5.851	946	96
<i>p</i> -Nitrotoluene	1	148–233	6.994 8	1 720.39	184.9
Nonadecane	1	184–366	7.015 3	1 932.8	137.6
1-Nonadecene	1	liq	7.115 1	1 997.4	142.7
Nonafluorocyclopentane	1	17–75	6.945 3	1 051.7	220.1
Nonane	1	39–179	6.938 93	1 431.82	202.01
1-Nonanethiol	1	93–251	6.983 9	1 655.6	183.7
Nonanoic acid	1	137–177	3.235 9	143.97	−75.6
1-Nonanol	1	94–214	7.827 8	1 953.8	181.9

TABLE 5.9 Vapor Pressures of Various Organic Compounds (*Continued*)

Substance	Eq.	Range, °C	A	B	C
1-Nonene	1	35–175	6.954 30	1 436.20	205.69
Octadecane	1	172–352	7.002 2	1 894.3	143.30
1-Octadecanethiol	1	liq	7.096	2 061	129
1-Octadecanol	1	120–218	6.461 6	1 599	90
1-Octadecene	1		7.060 65	1 997.4	147.50
Octane	1	19–152	6.918 68	1 351.99	209.15
1-Octanethiol	1	76–229	6.969 09	1 593.0	190.61
1-Octanol	1	0–80	12.070 1	4 506.8	319.9
	1	70–195	6.837 90	1 310.62	136.05
2-Octanol	1	72–180	6.388 8	1 060.4	122.5
3-Octanol	1	76–176	5.221 5	560.3	64.7
4-Octanol	1	71–176	5.739 6	760.5	89.5
1-Octene	1	15–147	6.934 95	1 355.46	213.05
5-Oxyhydrindene	1	120–251	9.213 7	3 665.8	326.4
Pentachloroethane	1	25–162	6.740	1 378	197
Pentadecane	1	136–304	7.023 59	1 789.95	161.38
1-Pentadecene	1		7.022 91	1 788.58	163.347
1,2-Pentadiene	1	–42 to –26	7.259 90	1 250.293	241.96
	1	–21 to 67	6.918 20	1 104.991	228.85
1,3-Pentadiene <i>cis</i>	1	–43 to –22	7.193 87	1 223.602	240.62
	1	–18 to 66	6.910 89	1 101.923	229.37
<i>trans</i>	1	–45 to –20	7.102 12	1 185.389	239.41
	1	–18 to 64	6.913 17	1 103.840	231.72
1,4-Pentadiene	1	–57 to –37	7.174 01	1 155.378	244.30
	1	–33 to 47	6.835 43	1 017.995	231.46
2,3-Pentadiene	1	–39 to –18	7.202 53	1 231.768	237.56
	1	–14 to 70	6.962 16	1 126.837	227.84
Pentafluorobenzene	1	49–94	7.036 65	1 254.07	216.02
Pentafluorochloroacetone	1	–40 to 32	6.848 4	925.3	225.4
Pentafluorochlorethane	1	–95 to –39	6.833 34	802.97	242.27
Pentafluorophenol	1	105–155	7.066 0	1 379.15	183.91
2,2,3,3,3-Pentafluoropropanol	1	0–23	6.308 7	830.56	153.8
Pentafluorotoluene	1	39–138	7.084 78	1 392.20	213.67
<i>bis</i> -Pentamethyldisilanoxydisilane	1	169–201	8.556 64	3 051.316	258.85
<i>bis</i> -Pentamethyldisilanyl ether	1	88–183	8.161 44	2 575.250	273.32
Pentane	1	–50 to 58	6.852 96	1 064.84	233.01
Pentanenitrile	1	69–141	7.104 9	1 519.4	218.4
1-Pentanethiol	1	19–153	6.933 11	1 369.479	211.31
Pentanoic acid	1	72–174	5.412	591	60
1-Pentanol	1	37–138	7.177 58	1 314.56	168.11
2-Pentanol	1	25–120	7.275 75	1 271.92	170.37
3-Pentanol	1	21–116	7.414 93	1 354.42	183.41
2-Pentanone	1	56–111	7.021 93	1 313.85	215.01
3-Pentanone	1	56–111	7.025 29	1 310.28	214.19
1-Pentene	1	–55 to 51	6.844 24	1 044.01	233.50
2-Pentene <i>cis</i>	1	–49 to 58	6.843 08	1 052.44	228.69
<i>trans</i>	1	–49 to 58	6.899 83	1 080.76	232.57
1-Pentyne	1	–44 to 61	6.967 34	1 092.52	227.18
2-Pentyne	1	–33 to 78	7.046 14	1 189.87	229.60
Perdeuterobenzene	1	10–82	6.892 35	1 198.39	219.43
Perdeuterocyclohexane	1	10–80	6.837 86	1 190.38	222.40
Perfluorobutane	1	–39 to –4	7.035 1	990.27	240.4
Perfluorobutene	1	–28 to 20	9.222	2 401.6	382

TABLE 5.9 Vapor Pressures of Various Organic Compounds (Continued)

Substance	Eq.	Range, °C	A	B	C
Perfluorocyclobutane	1	-32 to 0	6.815 29	862.49	225.19
Perfluorocyclohexane	1	19-65	6.04	597	136
Perfluorocyclopentane	1	17-56	7.039 6	1 069.3	234.6
Perfluoroheptane	1	-2 to 106	6.937 72	1 181.14	208.66
Perfluorohexane	1	30-57	6.875 2	1 080.8	213.4
Perfluoromethylcyclohexane	1	33-111	6.824 06	1 133.76	211.22
Perfluorooctane	1	37-105	5.902 5	1 225.93	198.99
Perfluoropentane	1	9-65	7.017 9	1 072.9	230.0
Perfluoropiperidine	1	29-81	6.853 4	1 059.95	217.2
Perfluoropropane	1	-79 to -36	6.919 4	825.8	241.2
Perfluoropropene	1	-41 to 20	7.355	1 012.1	257
Phenanthrene	1	176-379	7.260 82	2 379.04	203.76
Phenol	1	107-182	7.133 0	1 516.79	174.95
β -Phenylethyl acetate	1	149-233	6.834 3	1 555.2	160.8
α -Phenylethyl alcohol	1	82-190	1.508	91	-263
<i>o</i> -Phenylethylphenol	1	169-250	4.506 0	516.8	-32.1
<i>p</i> -Phenylethylphenol	1	174-251	4.304 1	459.3	-52.4
Phenylisocyanate	1	10-80	-0.708 0	106.4	-146.6
4-Phenylphenol	1	177-308	8.657 5	3 022.8	216.1
Phosgene	1	-68 to 68	6.842 97	941.25	230
Phthalic anhydride	2	160-285	8.022	2 868.5	
α -Pinene	1	19-156	6.852 5	1 446.4	208.0
β -Pinene	1	19-166	6.898 4	1 511.7	210.2
Piperidine	1	42-144	6.855 69	1 238.80	205.43
Propadiene	1	-99 to -16	5.713 7	458.06	196.07
Propane	1	-108 to -25	6.803 38	804.00	247.04
1-Propanethiol	1	-25 to 91	6.928 46	1 183.307	224.62
2-Propanethiol	1	-37 to 75	6.877 34	1 113.895	226.16
1-Propanol	1	2-120	7.847 67	1 499.21	204.64
2-Propanol	1	0-101	8.117 78	1 580.92	219.61
2-Propen-1-ol	1	21-97	11.187 0	4 068.5	392.7
Propionic acid	1	56-139.5	6.403	950.2	130.3
Propionic anhydride	1	67-167	5.819 5	810.3	108.7
Propionitrile	1	-84 to 22	5.278 2	665.52	159.10
Propiophenone	1	132-201	7.370	1 894	205
Propyl acetate	1	39-101	7.016 15	1 282.28	208.60
1-Propylamine	1	23-77	6.926 51	1 044.05	210.84
2-Propylamine	1	4-61	6.890 25	985.69	214.07
<i>n</i> -Propylbenzene	1	43-188	6.951 42	1 491.297	207.14
<i>n</i> -Propyl borate	1	85-179	7.399 8	1 741	206
<i>n</i> -Propyl caprate	1	97-186	8.701 22	2 945.99	253.63
<i>n</i> -Propyl caproate	1	43-120	8.667 1	2 556.0	262.9
<i>n</i> -Propyl caprylate	1	70-153	8.516 7	2 599.5	246.2
<i>n</i> -Propyl cellosolve	1	77-149	7.146 4	1 440.6	187.7
<i>n</i> -Propylcyclohexane	1	40-186	6.886 46	1 460.800	207.94
<i>n</i> -Propylcyclopentane	1	21-158	6.903 92	1 384.386	213.16
Propylene	1	-112 to -32	6.778 11	770.85	245.51
1,2-Propylene oxide	1	-35 to 130	7.064 92	1 113.6	232
<i>n</i> -Propyl formate	1	26-82	6.848	1 127	203
<i>n</i> -Propyl laurate	1	124-205	8.068 9	2 692.4	222.5
<i>n</i> -Propyl myristate	1	147-200	9.216 8	3 744.68	272.87
<i>n</i> -Propyl nitrate	1	0-70	6.954 9	1 294.4	206.7
<i>n</i> -Propyl palmitate	1	166-204	14.129 2	9 759.2	539.7

TABLE 5.9 Vapor Pressures of Various Organic Compounds (*Continued*)

Substance	Eq.	Range, °C	A	B	C
<i>o</i> -(<i>n</i> -Propyl)phenol	1	104–222	9.215	3 254	292
<i>p</i> -(<i>n</i> -Propyl)phenol	1	0–234	8.329 6	2 661	254
<i>n</i> -Propyl phenyl ether	1	101–190	7.734 3	2 146.2	252.3
Propyne	1	–90 to –6	6.784 85	803.73	229.08
Pseudocumenol	1	107–232	6.915	1 547	152
Pyrene	1	200–395	5.618 4	1 122.0	15.2
Pyridine	1	67–153	7.041 15	1 373.80	214.98
Pyrogallol	1	177–309	6.092	1 031	12
Pyrrole	1	66–166	7.294 70	1 501.56	210.42
Quinaldine	1	178–248	7.179 00	1 857.84	184.50
Quinoline	1	164–238	6.817 59	1 668.73	186.26
Spiropentane	1	3–71	6.917 00	1 090.08	231.10
Styrene	1	32–82	7.140 16	1 574.51	224.09
Terpenyl acetate	1	37–150	6.443 46	1 377.27	143.85
α -Terpineol	1	84–217	8.141 2	2 479.4	253.7
Terpinolene	1	40–179	7.169	1 706	211
Tetra-butyl tin	1	100–300	6.545	1 649	148
1,1,2,2-Tetrachloro-1,2-difluoroethane	1	10–91.5	10.995	4 437.1	455.2
1,1,1,2-Tetrachloroethane	1	59–130	6.898 75	1 365.88	209.74
1,1,2,2-Tetrachloroethane	1	25–130	6.631 7	1 228.1	179.9
Tetrachloroethylene	1	37–120	6.976 83	1 386.92	217.53
Tetrachloromethane	1		6.879 26	1 212.021	226.41
Tetradecane	1	122–286	7.013 00	1 740.88	167.72
1-Tetradecanethiol	1		7.048 5	1 909.2	151.9
1-Tetradecanol	1	130–264	6.674 1	1 204.5	54.0
1-Tetradecene	1	119–283	7.030 65	1 754.09	171.52
1,2,3,4-Tetrafluorobenzene	1	6–50	7.084 6	1 339.23	223.49
1,2,3,5-Tetrafluorobenzene	1	6–50	6.986 17	1 245.20	218.35
Tetrafluoroethylene	1	–131 to –65	6.896 59	683.84	245.93
Tetrafluoromethane	1		6.972 31	540.50	260.10
Tetrahydrofuran	1	23–100	6.995 15	1 202.29	226.25
Tetraiodothiophene	1	–65 to 24	5.585 44	871.25	175.59
Tetralin	1	94–206	7.070 55	1 741.30	208.26
1,2,3,4-Tetramethylbenzene	1	80–217	7.059 4	1 690.54	199.48
1,2,3,5-Tetramethylbenzene	1	75–228	7.077 9	1 675.43	201.14
1,2,4,5-Tetramethylbenzene	1	74–227	7.080 0	1 672.43	201.43
2,2,3,3-Tetramethylbutane	1	0–65	6.876 65	1 329.93	226.36
Tetramethyl lead	1	0–60	6.937 7	1 335.3	219.1
2,2,3,3-Tetramethylpentane	1	57–141	6.830 60	1 398.67	213.84
2,2,3,4-Tetramethylpentane	1	52–134	6.834 18	1 375.59	214.94
2,2,4,4-Tetramethylpentane	1	43–123	6.796 20	1 324.59	216.02
Tetramethylsilane	1	–64 to 21	6.822 39	1 033.72	235.62
2-Thiabutane	1	–26 to 90	6.938 49	1 182.562	224.78
Thiacyclobutane	1	–5 to 120	7.016 67	1 321.331	224.51
Thiacyclohexane	1	29–170	6.905 18	1 422.47	211.72
Thiacyclopentane	1	14–148	6.995 40	1 401.939	219.61
Thiacyclopropane	1	–35 to 77	7.037 25	1 194.37	232.42
3-Thiaheptane	1	33–172	6.941 02	1 421.32	205.81
4-Thiaheptane	1	32–170	6.935 77	1 413.44	205.73
2-Thiahexane	1	17–150	6.945 83	1 363.808	212.07
3-Thiahexane	1	14–144	6.933 80	1 341.57	212.51

TABLE 5.9 Vapor Pressures of Various Organic Compounds (Continued)

Substance	Eq.	Range, °C	A	B	C
2-Thiapentane	1	-4 to 120	6.955 45	1 284.32	219.66
3-Thiapentane	1	-13 to 109	6.928 36	1 257.833	218.66
2-Thiapropane	1	-47 to 58	6.948 79	1 090.755	230.80
Thiazole	1	63-118	7.142 01	1 425.35	216.26
Thiophene	1	-12 to 108	6.959 26	1 246.02	221.35
Toluene	1	6-137	6.954 64	1 344.800	219.48
<i>o</i> -Toluidine	1	118-200	7.082 03	1 627.72	187.13
<i>m</i> -Toluidine	1	122-203	7.093 67	1 631.43	183.91
<i>p</i> -Toluidine	1		7.260 22	1 758.55	201.0
<i>m</i> -Tolyl pentafluoropropionate	1	98-174	7.427 20	1 707.59	201.70
<i>p</i> -Tolyl pentafluoropropionate	1	99-176	8.078 6	2 223.8	252.1
<i>m</i> -Tolyl trifluoroacetate	1	91-166	7.681 0	1 874.84	223.48
<i>p</i> -Tolyl trifluoroacetate	1	92-169	7.913 8	2 055.41	238.99
Tribromomethane	1	30-101	6.821 8	1 376.7	201.0
1,2,3-Tribromopropane	1	128-205	7.037 2	1 735.32	195.42
Trichloroacetic acid	1	112-198	7.273 0	1 594.3	165.4
Trichloroacetonitrile	1	17-83	7.183 5	1 368.3	232.5
Trichloroacetyl chloride	1	32-119	6.990 75	1 390.47	220.11
1,1,1-Trichloroethane	1	-6 to 17	8.643 4	2 136.6	302.8
1,1,2-Trichloroethane	1	50-114	6.951 85	1 314.41	209.20
Trichloroethylene	1	18-86	6.518 3	1 018.6	192.7
Trichlorofluoromethane	1		6.884 28	1 043.004	236.88
Trichlorosilane	1	2-32	6.773 9	1 009.0	227.2
<i>bis</i> -Trichlorosilylethane	1	91-160	7.835 11	2 241.769	249.84
1,1,1-Trichloro-2,2,2-trifluoroethane	1	14-36	4.437 3	204.1	83.9
1,1,2-Trichloro-1,2,2-trifluoroethane	1	-25 to 83	6.880 3	1 099.9	227.5
Tridecane	1	107-267	7.007 56	1 690.67	174.22
1-Tridecene	1	105-264	6.981 02	1 672.00	174.95
Triethanolamine	1	252-305	10.067 5	4 542.78	297.76
Triethyl aluminum	1	57-126	11.646 1	4 466.59	322.87
Triethylamine	1	50-95	5.858 8	695.7	144.8
Triethyl borate	1	29-109	7.511 1	1 641.7	236.3
Triethylsilanol	1	24-140	7.793 7	1 756.1	202.4
Trifluoroacetic acid	1	12-72	8.389	1 895	273
Trifluoroacetic anhydride	1	-2 to 39	6.135 8	1 026.1	202.0
Trifluoroacetonitrile	1	-132 to -68	7.127 6	773.82	249.9
1,3,5-Trifluorobenzene	1	6-50	6.919 8	1 197.13	219.12
Trifluorochloroethylene	1	-67 to -11	6.896 16	848.33	293.64
1,1,1-Trifluoroethane	1	-110 to -48	6.903 78	788.20	243.23
2,2,2-Trifluoroethanol	1	-0.5 to 25	6.788 2	978.13	173.06
Trifluoromethane	1	-128 to -82	7.088 6	705.33	249.78
<i>bis</i> -(Trifluoromethyl)-acetoxyporphine	1	0-40	7.391 31	1 426.254	220.37
2,2,2-Trifluoro-1-methylbenzene	1	55-139	6.970 45	1 306.35	217.38
<i>bis</i> -(Trifluoromethyl)-chlorophosphine	1	-80 to 0	7.661 06	1 386.652	267.14
Trifluoromethylhypofluorite	1	145-189	6.950 6	650.1	-18.4
<i>bis</i> -(Trifluoromethyl)-iodophosphine	1	0-47	6.901 39	1 180.723	222.95
Triisobutylene	1	56-179	7.002 1	1 613.47	212.5

TABLE 5.9 Vapor Pressures of Various Organic Compounds (*Continued*)

Substance	Eq.	Range, °C	A	B	C
Trimethyl aluminum	1	64–127	7.570 29	1 734.72	242.78
Trimethylamine	1	–80 to 3	6.857 55	955.94	237.52
1,2,3-Trimethylbenzene	1	57–205	7.040 82	1 593.958	207.08
1,2,4-Trimethylbenzene	1	52–198	7.043 83	1 573.257	208.56
1,3,5-Trimethylbenzene	1	49–193	7.074 36	1 569.622	209.58
2,2,3-Trimethylbutane	1	–19 to 106	6.792 30	1 200.563	226.05
Trimethylchlorosilane	1	2–55	7.055 8	1 245.5	240.7
1,1,3-Trimethylcyclohexane	1	55–137	6.839 51	1 394.88	215.73
1,1,2-Trimethylcyclopentane	1	36–115	6.822 38	1 309.81	218.58
1,1,3-Trimethylcyclopentane	1	29–106	6.809 31	1 275.92	219.89
1,2,4-Trimethylcyclopentane					
<i>cis, cis, trans</i>	1	39–118	6.857 38	1 335.69	219.16
<i>cis, trans, cis</i>	1	33–110	6.851 3	1 307.10	219.92
1,3,5-Trimethyl-2-ethylbenzene	1	88–210	6.790 8	1 505.8	174.7
1,4,5-Trimethyl-2-ethylbenzene	1	87–132	3.029 3	116.4	–34.6
2,2,5-Trimethylhexane	1	46–125	6.837 75	1 325.54	210.91
2,4,4-Trimethylhexane	1	51–131	6.856 54	1 371.81	214.40
Trimethylhydrazine	1	–16 to 14	7.106 80	1 189.88	222.06
<i>O,N,N</i> -Trimethylhydroxylamine	1	–79 to 23	6.765 8	979.55	222.2
2,2,3-Trimethylpentane	1		6.825 46	1 294.88	218.42
2,2,4-Trimethylpentane	1	24–100	6.811 89	1 257.84	220.74
2,3,3-Trimethylpentane	1		6.843 53	1 328.05	220.38
2,3,4-Trimethylpentane	1	36–114	6.853 96	1 315.08	217.53
2,4,4-Trimethyl-1-pentene	1	–3 to 128	6.834 57	1 273.416	220.62
2,4,4-Trimethyl-2-pentene	1	2–131	6.859 22	1 272.717	214.99
2,3,5-Trimethylphenol	1	186–247	7.080 12	1 685.90	166.14
Trimethylsilanol	1	18–85	8.126 6	1 657.6	219.2
2,4,5-Trimethylstyrene	1	79–216	7.331 5	1 880.7	205.7
2,4,6-Trimethylstyrene	1	90–208	7.089 1	1 702.61	195.93
1,2,4-Trinitrobenzene	1	250–300	3.194	87	–199
1,3,5-Trinitrobenzene	1	202–312	5.534 5	993.6	11.2
2,4,6-Trinitrobenzene	1	249–342	9.621 1	4 987.9	329.9
2,4,6-Trinitrotoluene	1	230–250	7.671 52	2 669.4	205.6
α -Trioxane	1	56–114	7.818 6	1 783.3	247.1
Trivinylarsine	1	22–66	7.894 1	2 115.6	293.9
Trivinyl bismuth	1	20–74	7.237 2	1 667.0	215.1
Trivinylphosphine	1	16–61	7.928 4	2 102.0	301.3
Trivinylstibine	1	20–70	8.322 1	2 446.3	303.8
Undecane	1	75–226	6.972 20	1 569.57	187.70
1-Undecanethiol	1		7.012 2	1 767.4	170.4
1-Undecene	1	72–222	6.966 77	1 563.21	189.87
Urethane	1		7.421 64	1 758.21	205.0
Vinyl acetate	1	22–72	7.210 1	1 296.13	226.66
<i>o</i> -Xylene	1	32–172	6.998 91	1 474.679	213.69
<i>m</i> -Xylene	1	28–166	7.009 08	1 462.266	215.11
<i>p</i> -Xylene	1	27–166	6.990 52	1 453.430	215.31
2,3-Xylenol	1	149–218	7.053 97	1 617.57	170.74
2,4-Xylenol	1	144–212	7.055 39	1 587.46	169.34
2,5-Xylenol	1	144–212	7.051 56	1 592.70	170.74
2,6-Xylenol	1	145–204	7.070 70	1 628.32	187.60
3,4-Xylenol	1	172–229	7.079 19	1 621.45	159.26
3,5-Xylenol	1	155–223	7.130 76	1 639.86	164.16

5.3 BOILING POINTS

TABLE 5.10 Boiling Points of Water

A. Barometric Pressures at Various Temperatures					
Temp. °C.	0.0°	0.2°	0.4°	0.6°	0.8°
	mm of Hg	mm of Hg	mm of Hg	mm of Hg	mm of Hg
80	355.40	358.28	361.19	364.11	367.06
81	370.03	373.01	376.02	379.05	382.09
82	385.16	388.25	391.36	394.49	397.64
83	400.81	404.00	407.22	410.45	413.71
84	416.99	420.29	423.61	426.95	430.32
85	433.71	437.12	440.55	444.01	447.49
86	450.99	454.51	458.06	461.63	465.22
87	468.84	472.48	476.14	479.83	483.54
88	487.28	491.04	494.82	498.63	502.46
89	506.32	510.20	514.11	518.04	521.99
90	525.97	529.98	534.01	538.07	542.15
91	546.26	550.40	554.56	558.75	562.96
92	567.20	571.47	575.76	580.08	584.43
93	588.80	593.20	597.63	602.09	606.57
94	611.08	615.62	620.19	624.79	629.41
95	634.06	638.74	643.45	648.19	652.96
96	657.75	662.58	667.43	672.32	677.23
97	682.18	687.15	692.15	697.19	702.25
98	707.35	712.47	717.63	722.81	728.03
99	733.28	738.56	743.87	749.22	754.59
100	760.00	765.44	770.91	776.42	781.95

B. Boiling Points of Water at Various Pressures

Pressure, atm.	Boiling Point, °C.	Pressure, atm.	Boiling Point, °C.	Pressure, atm.	Boiling Point, °C.	Pressure, atm.	Boiling Point, °C.
0.5	80.9	7	164.2	14	194.1	21	213.9
1	100.0	8	169.6	15	197.4	22	216.2
2	119.6	9	174.5	16	200.4	23	218.5
3	132.9	10	179.0	17	203.4	24	220.8
4	142.9	11	183.2	18	206.1	25	222.9
5	151.1	12	187.1	19	208.8	26	225.0
6	158.1	13	190.7	20	211.4	27	227.0

TABLE 5.11 Binary Azeotropic (Constant-Boiling) Mixtures*An azeotrope is a mixture that cannot be separated by distillation.*

System	BP of azeotrope, °C	Composition, wt %	
		Water	Other component
A. Binary azeotropes containing water			
Inorganic acids			
Hydrogen bromide	126	52.5	47.5
Hydrogen chloride	108.58	79.78	20.22
Hydrogen fluoride	111.35	64.4	35.6
Hydrogen iodide	127	43	57
Hydrogen peroxide	zeotrope		
Nitric acid	120.7	32.6	67.4
Perchloric acid	203	28.4	71.6
Organic acids			
Formic acid	107.2	22.6	77.4
Acetic acid	zeotrope		
Propionic acid	99.9	82.3	17.7
Isobutyric acid	99.3	79	21
Butyric acid	99.4	81.6	18.4
Pentanoic acid	99.8	89	11
Isopentanoic acid	99.5	81.6	18.4
Perfluorobutyric acid	97	71	29
Crotonic acid	99.9	97.8	2.2
Alcohols			
Ethanol	78.17	4	96
Allyl alcohol	88.9	27.7	72.3
1-Propanol	71.7	71.7	28.3
2-Propanol	80.3	12.6	87.4
1-Butanol	92.7	42.5	57.5
2-Butanol	87.0	26.8	73.2
2-Methyl-2-propanol	79.9	11.7	88.3
1-Pentanol	95.8	54.4	45.6
2-Pentanol	91.7	36.5	63.5
3-Pentanol	91.7	36.0	64.0
2,2-Dimethyl-2-propanol	87.35	27.5	72.5
1-Hexanol	97.8	67.2	32.8
1-Octanol	99.4	90	10
Cyclopentanol	96.25	58	42
1-Heptanol	98.7	83	17
Phenol	99.52	90.8	9.2
2-Methoxyphenol	99.5	87.5	12.5
1-Phenylphenol	99.95	98.75	1.25
Benzyl alcohol	99.9	91	9
2,3-Dimethyl-2,3-butanediol	zeotrope		
Furfuryl alcohol	98.5	80	20

TABLE 5.11 Binary Azeotropic (Constant-Boiling) Mixtures (*Continued*)

System	BP of azeotrope, °C	Composition, wt %	
		Water	Other component
Aldehydes			
Propionaldehyde	47.5	2	98
Butyraldehyde	68	6	94
Pentanal	83	19	81
Paraldehyde	90	28.5	71.5
Furaldehyde	97.5	65	35
Amines			
<i>N</i> -Methylbutylamine	82.7	15	85
Furfurylamine	99	74	26
Piperidine	92.8	35	65
Pyridine	93.6	41.3	58.7
2-Methylpyridine	93.5	48	52
3-Methylpyridine	97	60	40
4-Methylpyridine	97.35	62.8	37.2
2,6-Dimethylpyridine	96.02	51.8	48.2
Dibutylamine	97	50.5	49.5
Dihexylamine	99.8	92.8	7.2
Triallylamine	95	38	62
Tributylamine	99.65	79.7	20.3
Aniline	98.6	80.8	19.2
<i>N</i> -Ethylaniline	99.2	83.9	16.1
1-Methyl-2-(2-pyridyl)pyrrolidine	99.85	97.5	2.5
Halogenated hydrocarbons			
Chloroform	56.1	2.8	97.2
Carbon tetrachloride	42.6	2.8	97.2
Trichloroethylene	73.4	17	83
Tetrachloroethylene	88.5	17.2	82.8
1,2-Dichloroethane	72	8.3	91.7
1-Chloropropane	44	2.2	97.8
1,2-Dichloropropane	78	12	88
Chlorobenzene	90.2	28.4	71.6
Esters			
Ethyl formate	52.6	5	95
Isopropyl formate	65.0	3	97
Propyl formate	71.6	2.3	97.7
Isobutyl formate	80.4	7.8	92.2
Butyl formate	83.8	14.5	85.5
Isopentyl formate	90.2	21	79
Pentyl formate	91.6	28.4	71.6
Benzyl formate	99.2	80	20
Ethyl acetate	70.38	8.47	91.53
Allyl acetate	83	14.7	85.3

TABLE 5.11 Binary Azeotropic (Constant-Boiling) Mixtures (*Continued*)

System	BP of azeotrope, °C	Composition, wt %	
		Water	Other component
<i>Esters (continued)</i>			
Isopropyl acetate	76.6	10.6	89.4
Propyl acetate	82.4	14	86
Isobutyl acetate	87.4	16.5	83.5
Butyl acetate	90.2	28.7	71.3
Isopentyl acetate	93.8	36.3	63.7
Pentyl acetate	95.2	41	59
Hexyl acetate	97.4	61	39
Phenyl acetate	98.9	75.1	24.9
Benzyl acetate	99.6	87.5	12.5
Methyl propionate	71.4	3.9	96.1
Ethyl propionate	81.2	10	90
Isopropyl propionate	85.2	19.9	80.1
Propyl propionate	88.9	23	77
Isobutyl propionate	92.75	52.2	47.8
Isopentyl propionate	96.55	48.5	51.5
Methyl butyrate	82.7	11.5	88.5
Ethyl butyrate	87.9	21.5	78.5
Propyl butyrate	94.1	36.4	63.6
Isobutyl butyrate	96.3	46	54
Butyl butyrate	97.2	53	47
Isopentyl butyrate	98.05	63.5	36.5
Methyl isobutyrate	77.7	6.8	93.2
Ethyl isobutyrate	85.2	15.2	84.8
Propyl isobutyrate	92.2	30.8	69.2
Isobutyl isobutyrate	95.5	39.4	60.6
Isopentyl isobutyrate	97.4	56.0	44.0
Methyl isopentanoate	87.2	19.2	80.8
Ethyl isopentanoate	92.2	30.2	69.8
Propyl isopentanoate	96.2	45.2	54.8
Isobutyl isopentanoate	97.4	55.8	44.2
Isopentyl isopentanoate	98.8	74.1	25.9
Ethyl pentanoate	94.5	40	60
Ethyl hexanoate	97.2	54	46
Methyl benzoate	99.08	79.2	20.8
Ethyl benzoate	99.4	84.0	16.0
Propyl benzoate	99.7	90.9	9.1
Butyl benzoate	99.9	94	6
Isopentyl benzoate	99.9	95.6	4.4
Ethyl phenylacetate	99.7	91.3	8.7
Methyl cinnamate	99.9	95.5	4.5
Methyl phthalate	99.95	97.5	2.5
Diethyl <i>o</i> -phthalate	99.98	98.0	2.0
Ethyl chloroacetate	95.2	45.1	54.9
Butyl chloroacetate	98.12	75.5	24.5
Methyl acrylate	71	7.2	92.8
Isobutyl carbonate	98.6	74	26
Ethyl crotonate	93.5	38	62
Methyl lactate	99	80	20

TABLE 5.11 Binary Azeotropic (Constant-Boiling) Mixtures (*Continued*)

System	BP of azeotrope, °C	Composition, wt %	
		Water	Other component
<i>Esters (continued)</i>			
1,2-Ethanediol diacetate	99.7	84.6	15.4
Ethyl nitrate	74.35	22	78
Propyl nitrate	84.8	20	80
Isobutyl nitrate	89.0	25	75
Methyl sulfate	98.6	73	27
<i>Ethers</i>			
Ethyl vinyl ether	34.6	1.5	98.5
Diethyl ether	34.2	1.3	98.7
Ethyl propyl ether	59.5	4	96
Diisopropyl ether	62.2	4.5	95.5
Butyl ethyl ether	76.6	11.9	88.1
Diisobutyl ether	88.6	23	77
Dibutyl ether	92.9	33	67
Diisopentyl ether	97.4	54	46
1,1-Diethoxyethane	82.6	14.5	85.5
Diphenyl ether	99.33	96.75	3.25
Methoxybenzene	95.5	40.5	59.5
<i>Hydrocarbons</i>			
Pentane	34.6	1.4	98.6
Hexane	61.6	5.6	94.4
Heptane	79.2	12.9	87.1
2,2,4-Trimethylpentane	78.8	11.1	88.9
Nonane	94.8	82	18
Undecane	98.85	96.0	4.0
Dodecane	99.45	98	2
Acrolein	52.4	2.6	97.4
Cyclohexene	70.8	8.93	91.07
Cyclohexane	69.5	8.4	91.6
1-Octene	88.0	28.7	71.3
Benzene	69.25	8.83	91.17
Toluene	84.1	13.5	86.5
Ethylbenzene	92.0	33.0	67.0
<i>m</i> -Xylene	92	35.8	64.2
Isopropylbenzene	95	43.8	56.2
Naphthalene	98.8	84	16
<i>Ketones</i>			
Acetone	zeotrope		
2-Butanone	73.5	11	89
2-Pentanone	83.3	19.5	80.5
Cyclopentanone	94.6	42.4	57.6
4-Methyl-2-pentanone	87.9	24.3	75.7

TABLE 5.11 Binary Azeotropic (Constant-Boiling) Mixtures (*Continued*)

System	BP of azeotrope, °C	Composition, wt %	
		Water	Other component
Ketones (<i>continued</i>)			
2-Heptanone	95	48	52
3-Heptanone	94.6	42.2	57.8
4-Heptanone	94.3	40.5	59.5
4-Hydroxy-4-methyl-2-pentanone	98.8	87.3	12.7
4-Methyl-3-penten-2-one	91.8	34.8	65.2
Nitriles			
Acetonitrile	76.5	16.3	83.7
Isobutyronitrile	82.5	23	177
Butyronitrile	88.7	32.5	67.5
Acrylonitrile	70.6	14.3	85.7
Miscellaneous			
Hydrazine	120	32.3	67.7
Acetamide	zeotrope		
Nitromethane	83.59	23.6	76.4
Nitroethane	87.22	28.5	71.5
2,5-Dimethylfuran	77.0	11.7	88.3
Trioxane	91.4	30	70
Carbon disulfide	42.6	2.8	97.2
B. Binary azeotropes containing organic acids			
System	BP of azeotrope, °C	Composition, wt %	
		Acid	Other component
Formic acid			
2-Methylbutane	27.2	4	96
Pentane	34.2	20	80
Hexane	60.6	28	72
Methylcyclopentane	63.3	29	71
Cyclohexane	70.7	70	30
Methylcyclohexane	80.2	46.5	53.5
Heptane	78.2	56.5	43.5
Octane	90.5	63	37
Benzene	71.05	31	69
Toluene	85.8	50	50
<i>o</i> -Xylene	95.5	74	26
<i>m</i> -Xylene	92.8	71.8	28.2
Styrene	97.8	73	27

TABLE 5.11 Binary Azeotropic (Constant-Boiling) Mixtures (*Continued*)

System	BP of azeotrope, °C	Composition, wt %	
		Acid	Other component
Formic acid (<i>continued</i>)			
Iodomethane	42.1	6	94
Chloroform	59.15	15	85
Carbon tetrachloride	66.65	18.5	81.5
Trichloroethylene	74.1	25	75
Tetrachloroethylene	88.2	50	50
Bromoethane	38.2	3	97
1,2-Dibromoethane	94.7	51.5	48.5
1,2-Dichloroethane	77.4	14	86
1-Bromopropane	64.7	27	73
2-Bromopropane	56.0	14	86
1-Chloropropane	45.6	8	92
2-Chloropropane	34.7	1.5	98.5
1-Chloro-2-methylpropane	63.0	19	81
Bromobenzene	98.1	68	32
Chlorobenzene	93.7	59	41
Fluorobenzene	73.0	27	73
<i>o</i> -Chlorotoluene	100.2	83	17
Pyridine	127.43	61.4	38.6
2-Methylpyridine	158.0	25	75
2-Pentanone	105.3	32	68
3-Pentanone	105.4	33	67
Nitromethane	97.07	45.5	54.5
Diethyl sulfide	82.2	35	65
Diisopropyl sulfide	93.5	62	38
Dipropyl sulfide	98.0	83	17
Carbon disulfide	42.55	17	83
Acetic acid			
Hexane	68.3	6.0	94.0
Heptane	91.7	23	67
Octane	105.7	53.7	46.3
Nonane	112.9	69	31
Decane	116.75	79.5	20.5
Undecane	117.9	95	5
Cyclohexane	78.8	9.6	90.4
Methylcyclohexane	96.3	31	69
Benzene	80.05	2.0	98.0
Toluene	100.6	28.1	71.9
<i>o</i> -Xylene	116.6	78	22
<i>m</i> -Xylene	115.35	72.5	27.5
<i>p</i> -Xylene	115.25	72	28
Ethylbenzene	114.65	66	34
Styrene	116.8	85.7	14.3
Isopropylbenzene	116.0	84	16
Triethylamine	163	67	33
Nitromethane	101.2	96	4

TABLE 5.11 Binary Azeotropic (Constant-Boiling) Mixtures (*Continued*)

System	BP of azeotrope, °C	Composition, wt %	
		Acid	Other component
Acetic acid (<i>continued</i>)			
Nitroethane	112.4	30	70
Pyridine	138.1	51.1	48.9
2-Methylpyridine	144.1	40.4	59.6
3-Methylpyridine	152.5	30.4	69.6
4-Methylpyridine	154.3	30.3	69.7
2,6-Dimethylpyridine	148.1	22.9	77.1
Carbon tetrachloride	76	98.46	1.54
Trichloroethylene	86.5	96.2	3.8
Tetrachloroethylene	107.4	61.5	38.5
1,2-Dibromoethane	114.4	55	45
2-Iodopropane	88.3	9	91
1-Bromobutane	97.6	18	82
1-Bromo-2-methylpropane	90.2	12	88
Chlorobenzene	114.7	58.5	41.5
Trichloronitromethane	107.65	80.5	19.5
1,4-Dioxane	119.5	77	23
Diisopropyl sulfide	111.5	48	52
Propionic acid			
Heptane	97.8	2	98
Octane	120.9	21.5	78.5
Nonane	134.3	54.0	46.0
Decane	139.8	80.5	19.5
<i>o</i> -Xylene	135.4	43	57
<i>p</i> -Xylene	132.5	34	66
1,3,5-Trimethylbenzene	139.3	77	23
Isopropylbenzene	139.0	65	35
Propylbenzene	139.5	75	25
Camphene	138.0	65	35
α -Pinene	136.4	58.5	41.5
Methoxybenzene	140.8	96	4
Pyridine	148.6	67.2	32.8
2-Methylpyridine	154.5	55.0	45.0
1,2-Dibromoethane	127.8	17.5	82.5
1-Iodo-2-methylpropane	119.5	9	91
Chlorobenzene	128.9	18	82
Dipropyl sulfide	136.5	45	55
Butyric acid			
Undecane	162.4	84.4	15.5
<i>o</i> -Xylene	143.0	10	90
<i>m</i> -Xylene	138.5	6	94
<i>p</i> -Xylene	137.8	5.5	94.5
Ethylbenzene	135.8	4	96

TABLE 5.11 Binary Azeotropic (Constant-Boiling) Mixtures (*Continued*)

System	BP of azeotrope, °C	Composition, wt %	
		Acid	Other component
Butyric acid (<i>continued</i>)			
Styrene	143.5	15	85
1,2,4-Trimethylbenzene	159.5	45	55
1,3,5-Trimethylbenzene	158.0	38	62
Isopropylbenzene	149.5	20	80
Propylbenzene	154.5	28	72
Butylbenzene	162.5	75	25
Naphthalene	zeotrope		
Indene	163.7	84	16
Camphene	152.3	2.8	97.2
Methoxybenzene	152.9	12	88
Pyridine	163.2	92.0	8.0
2-Furaldehyde	159.4	42.5	57.5
1,2-Dibromoethane	131.1	3.5	96.5
1-Iodobutane	129.8	2.5	97.5
Chlorobenzene	131.75	2.8	97.2
1,4-Dichlorobenzene	162.0	57	43
<i>o</i> -Bromotoluene	163.0	72	28
<i>m</i> -Bromotoluene	163.6	79.5	20.5
<i>p</i> -Bromotoluene	161.5	75	25
α -Chlorotoluene	160.8	65	35
Ethyl bromoacetate	157.4	84	16
Propyl chloroacetate	160.5	40	60
Isobutyric acid			
2,7-Dimethyloctane	148.6	48	52
<i>o</i> -Xylene	141.0	22	78
<i>m</i> -Xylene	139.9	15	85
<i>p</i> -Xylene	136.4	13	87
Styrene	142.0	27	73
1,2,4-Trimethylbenzene	152.3	63	37
Isopropylbenzene	146.8	35	65
Propylbenzene	149.3	49	51
Camphene	148.1	45	55
D-Limonene	152.5	78	22
Methoxybenzene	149.0	42	58
Ethyl bromoacetate	153.0	40	60
Ethyl 2-oxopropionate	153.0	60	40
1,2-Dibromoethane	130.5	6.5	93.5
1-Iodobutane	128.8	7	93
1-Bromohexane	148.0	35	65
Bromobenzene	148.6	35	65
Chlorobenzene	131.5	8	92
<i>o</i> -Bromotoluene	153.9	85	15
α -Chlorotoluene	153.5	80	20
Diisopentyl ether	154.2	93	7
Ethyl bromoacetate	153.0	40	60

TABLE 5.11 Binary Azeotropic (Constant-Boiling) Mixtures (Continued)

System	BP of azeotrope, °C	Composition, wt %	
		Alcohol	Other component
Methanol			
Pentane	30.9	7	93
Cyclopentane	38.8	14	86
Cyclohexane	53.9	36.4	63.6
Methylcyclohexane	59.2	54	46
Heptane	59.1	51.5	48.5
Octane	62.8	67.5	32.5
Nonane	64.1	83.4	16.6
Benzene	57.5	39.1	60.9
Fluorobenzene	59.7	32	68
Toluene	63.5	72.5	27.5
Bromomethane	3.55	99.55	0.45
Iodomethane	37.8	95.5	4.5
Bromodichloromethane	63.8	60	40
Chloroform	53.4	87.4	12.6
Carbon tetrachloride	55.7	79.44	20.56
Bromoethane	34.9	5.3	94.7
1,2-Dichloroethane	61.0	32	68
Trichloroethylene	59.3	38	62
1-Bromopropane	54.5	21	79
2-Bromopropane	48.6	15.0	85.0
1-Chloropropane	40.5	9.5	90.5
2-Chloropropane	33.4	6	94
2-Iodopropane	61.0	38	62
1-Chlorobutane	57.0	27	73
Isobutyl formate	64.6	95	5
Methyl acetate	53.5	19	81
Methyl acrylate	62.5	54	46
Methyl nitrate	52.5	73	27
Acetone	55.5	12.1	87.9
1,4-Dioxane	zeotrope		
Dipropyl ether	63.8	72	28
Methyl <i>tert</i> -butyl ether	51.3	14.3	85.7
Diethyl sulfide	61.2	62	38
Carbon disulfide	39.8	71	29
Thiophene	59.7	16.4	83.6
Nitromethane	64.4	9.1	90.9
Ethanol			
Pentane	34.3	5	95
Cyclopentane	44.7	7.5	92.5
Hexane	58.7	21	79
Cyclohexane	64.8	29.2	70.8
Heptane	70.9	49	51

TABLE 5.11 Binary Azeotropic (Constant-Boiling) Mixtures (*Continued*)

System	BP of azeotrope, °C	Composition, wt %	
		Alcohol	Other component
<i>Ethanol (continued)</i>			
Octane	77.0	78	22
Benzene	67.9	31.7	68.3
Fluorobenzene	70.0	75	25
Toluene	76.7	68	32
Bromodichloromethane	75.5	72	28
Iodomethane	41.2	96.8	3.2
Chloroform	59.3	93	7
Trichloronitromethane	77.5	34	66
Carbon tetrachloride	65.0	84.2	15.8
1,2-Dichloroethane	70.5	37	63
3-Chloro-1-propene	44	5	95
1-Bromopropane	62.8	20.5	79.5
2-Bromopropane	55.6	10.5	89.5
1-Chloropropane	45.0	6	94
2-Chloropropane	35.6	2.8	97.2
1-Iodopropane	75.4	44	56
2-Iodopropane	71.5	27	73
1-Bromobutane	75.0	43	57
1-Chlorobutane	65.7	20.3	79.7
2-Butanone	74.8	40	60
1,1-Diethoxyethane	78.0	76	24
Dipropyl ether	74.5	44	56
Acetonitrile	72.5	44	56
Acrylonitrile	70.8	41	59
Nitromethane	76.1	29	71
Carbon disulfide	42.6	91	9
Diethyl sulfide	72.6	56	44
<i>1-Propanol</i>			
Hexane	65.7	4	96
Cyclohexane	74.7	18.5	81.5
Methylcyclohexane	87.0	34.7	65.3
Heptane	84.6	34.7	65.3
Octane	93.9	70	30
Benzene	77.1	16.9	83.1
Toluene	92.5	51.2	48.8
<i>o</i> -Xylene	zeotrope		
<i>m</i> -Xylene	97.1	94	6
<i>p</i> -Xylene	96.9	92.2	7.8
Styrene	97.0	8	92
Propyl formate	80.7	3	97
Butyl formate	95.5	64	36
Propyl acetate	94.7	51	49
Ethyl propionate	93.4	48	52
Methyl butyrate	94.4	49	51
Dipropyl ether	85.7	30	70

TABLE 5.11 Binary Azeotropic (Constant-Boiling) Mixtures (Continued)

System	BP of azeotrope, °C	Composition, wt %	
		Alcohol	Other component
1-Propanol (continued)			
1,1-Diethoxyethane	92.4	37	63
1,4-Dioxane	95.3	55	45
Chloroform	zeotrope		
Carbon tetrachloride	73.4	92.1	7.9
Trichloronitromethane	94.1	58.5	41.5
Iodoethane	70	93	7
1,2-Dichloroethane	80.7	19	81
Tetrachloroethylene	94.0	52	48
1-Bromopropane	69.7	9	91
1-Chlorobutane	74.8	18	82
Chlorobenzene	96.5	80	20
Fluorobenzene	80.2	18	82
Nitromethane	89.1	48.4	51.6
1-Nitropropane	97.0	8.8	91.2
Carbon disulfide	45.7	94.5	5.5
2-Propanol			
Pentane	35.5	6	94
Hexane	62.7	23	77
Cyclohexane	69.4	32	68
Heptane	76.4	50.5	49.5
Octane	81.6	84	16
Benzene	71.7	33.7	66.3
Fluorobenzene	74.5	30	70
Toluene	80.6	69	31
Chloroform	60.8	4.2	95.8
Trichloronitromethane	81.9	35	65
Carbon tetrachloride	69.0	18	82
1,2-Dichloroethane	74.7	43.5	56.5
Iodoethane	67.1	15	85
3-Bromo-1-propene	66.5	20	80
1-Chloropropane	46.4	2.8	97.2
1-Bromopropane	66.8	20.5	79.5
2-Bromopropane	57.8	12	88
1-Iodopropane	79.8	42	58
2-Iodopropane	76.0	32	68
1-Chlorobutane	70.8	23	77
Ethyl acetate	75.3	25	75
Isopropyl acetate	81.3	60	40
Methyl propionate	76.4	37	63
Acrylonitrile	71.7	56	44
Butylamine	74.7	60	40
2-Butanone	77.5	32	68
1,1-Diethoxyethane	81.3	63	37
Ethyl propyl ether	62.0	10	90
Diisopropyl ether	66.2	14.1	85.9

TABLE 5.11 Binary Azeotropic (Constant-Boiling) Mixtures (*Continued*)

System	BP of azeotrope, °C	Composition, wt %	
		Alcohol	Other component
1-Butanol			
Cyclohexane	79.8	9.5	90.5
Cyclohexene	82.0	5	95
Hexane	68.2	3.2	96.8
Methylcyclohexane	95.3	20	80
Heptane	93.9	18	82
Octane	108.5	45.2	54.8
Nonane	115.9	71.5	28.5
Toluene	105.5	27.8	72.2
<i>o</i> -Xylene	116.8	75	25
<i>m</i> -Xylene	116.5	71.5	28.5
<i>p</i> -Xylene	115.7	68	32
Ethylbenzene	115.9	65.1	34.9
Butyl formate	105.8	23.6	76.4
Isopentyl formate	115.9	69	31
Butyl acetate	117.2	47	53
Isobutyl acetate	114.5	50	50
Ethyl butyrate	115.7	64	36
Ethyl isobutyrate	109.2	17	83
Methyl isopentanoate	113.5	40	60
Ethyl borate	113.0	52	48
Ethyl carbonate	116.5	63	37
Isobutyl nitrate	112.8	45	55
Dibutyl ether	117.8	82.5	17.5
Diisobutyl ether	113.5	48	52
1,1-Diethoxyethane	101.0	13	87
Carbon tetrachloride	76.6	97.6	2.4
Tetrachloroethylene	110.0	68	32
2-Bromo-2-methylpropane	90.2	7	93
2-Iodo-2-methylpropane	110.5	30	70
Chlorobenzene	115.3	56	44
Paraldehyde	115.8	52	48
Hexaldehyde	116.8	77.1	22.9
Ethylenediamine	124.7	35.7	64.3
Pyridine	118.6	69	31
1-Nitropropane	115.3	32.2	67.8
Butyronitrile	113.0	50	50
Diisopropyl sulfide	112.0	45	55
2-Methyl-2-propanol			
Cyclohexene	80.5	14.2	85.8
Cyclohexane	78.3	14	86
Methylcyclopentane	71.0	5	95
Hexane	68.3	2.5	97.5
Methylcyclohexane	92.6	32	68
Heptane	90.8	27	73
2,5-Dimethylhexane	98.7	42	58
1,3-Dimethylcyclohexane	102.2	56	44
2,2,4-Trimethylpentane	92.0	27	73
Benzene	79.3	7.4	92.6
Chlorobenzene	107.1	63	37
Fluorobenzene	84.0	9	91

TABLE 5.11 Binary Azeotropic (Constant-Boiling) Mixtures (*Continued*)

System	BP of azeotrope, °C	Composition, wt %	
		Alcohol	Other component
2-Methyl-2-propanol (<i>continued</i>)			
Toluene	101.2	45	55
Ethylbenzene	107.2	80	20
<i>p</i> -Xylene	107.1	88.6	11.4
Butyl formate	103.0	40	60
Isobutyl formate	97.4	12	88
Propyl acetate	101.0	17	83
Isobutyl acetate	107.6	92	8
Methyl butyrate	101.3	25	75
Ethyl isobutyrate	105.5	52	48
Methyl chloroacetate	107.6	12	88
Dipropyl ether	89.5	10	90
Isobutyl vinyl ether	82.7	6.2	93.8
1,1-Diethoxyethane	98.2	20	80
2-Pentanone	101.8	19	81
3-Pentanone	101.7	20	80
1,2-Dichloroethane	83.5	6.5	93.5
1-Bromobutane	95.0	21	79
1-Chlorobutane	77.7	4	96
2-Bromo-2-methylpropane	88.8	12	88
2-Iodo-2-methylpropane	104.0	36	64
1-Nitropropane	105.3	15.2	84.8
Isobutyl nitrate	105.6	36	64
Diisopropyl sulfide	105.8	73	27
3-Methyl-1-butanol			
Heptane	97.7	7	93
Octane	117.0	30	70
Toluene	109.7	10	90
Ethylbenzene	125.7	49	51
Isopropylbenzene	131.6	94	6
Camphene	130.9	24	76
Bromobenzene	131.7	85	15
<i>o</i> -Fluorotoluene	112.1	14.0	86.0
Butyl acetate	125.9	16.5	83.5
Paraldehyde	123.5	22.0	78.0
Dibutyl ether	129.8	65	35
Cyclohexanol			
<i>o</i> -Xylene	143.0	14	86
<i>m</i> -Xylene	138.9	5	95
Propylbenzene	153.8	40	60
Indene	160.0	75	25
Camphene	151.9	41	59
Cineole	160.6	92	8

TABLE 5.11 Binary Azeotropic (Constant-Boiling) Mixtures (*Continued*)

System	BP of azeotrope, °C	Composition, wt %	
		Alcohol	Other component
Allyl alcohol			
Methylcyclohexane	85.0	42	58
Hexane	65.5	4.5	95.5
Cyclohexane	74.0	58	42
2,5-Dimethylhexane	89.3	50	50
Octane	93.4	68	32
Benzene	76.75	17.36	82.64
Toluene	92.4	50	50
Propyl acetate	94.2	53	47
Methyl butyrate	93.8	55	45
1,2-Dichloroethane	79.9	18	82
3-Iodo-1-propene	89.4	28	72
Chlorobenzene	96.2	85	15
Diethyl sulfide	85.1	45	55
Phenol			
2,7-Dimethyloctane	159.5	6	94
Decane	168.0	35	65
Tridecane	180.6	83.1	16.9
Butylbenzene	175.0	46	54
1,2,4-Trimethylbenzene	166.0	25	75
1,3,5-Trimethylbenzene	163.5	21	79
Indene	177.8	47	53
Camphene	156.1	22	78
Benzaldehyde	175.6	51.0	49.0
1-Octanol	195.4	13	87
2-Octanol	184.5	50	50
Dipentyl ether	180.2	78	22
Diisopentyl ether	172.2	15	85
2-Methylpyridine	185.5	75.4	24.6
3-Methylpyridine	188.9	71.2	29.8
4-Methylpyridine	190.0	67.5	32.5
2,4-Dimethylpyridine	193.4	57.0	43.0
2,6-Dimethylpyridine	185.5	72.5	27.5
2,4,6-Trimethylpyridine	195.2	52.3	47.7
Aniline	185.8	41.9	58.1
Ethylene diacetate	195.5	39.2	60.8
Iodobenzene	177.7	53	47
Benzyl alcohol			
Naphthalene	204.1	60	40
D-Limonene	176.4	11	89
1,3,5-Triethylbenzene	203.2	57	43
<i>o</i> -Cresol	zeotrope		
<i>m</i> -Cresol	207.1	61	39

TABLE 5.11 Binary Azeotropic (Constant-Boiling) Mixtures (*Continued*)

System	BP of azeotrope, °C	Composition, wt %	
		Alcohol	Other component
Benzyl alcohol (<i>continued</i>)			
<i>p</i> -Cresol	206.8	62	38
<i>N</i> -Methylaniline	195.8	30	70
<i>N,N</i> -Dimethylaniline	193.9	6.5	93.5
<i>N</i> -Ethylaniline	202.8	50	50
<i>N,N</i> -Diethylaniline	204.2	72	28
Iodobenzene	187.8	12	88
Nitrobenzene	204.0	58	42
<i>o</i> -Bromotoluene	181.3	7	93
Borneol	205.1	85.8	14.2
2-Ethoxyethanol			
Methylcyclohexane	98.6	15	85
Heptane	96.5	14	86
Octane	116.0	38	62
Toluene	110.2	10.8	89.2
Ethylbenzene	127.8	48	52
<i>p</i> -Xylene	128.6	50	50
Styrene	130.0	55	45
Propylbenzene	134.6	80	20
Isopropylbenzene	133.2	67	33
Camphene	131.0	65	35
Propyl butyrate	133.5	72	28
2-Butoxyethanol			
Dipentene	164.0	53	47
1,3,5-Trimethylbenzene	162.0	32	68
Butylbenzene	169.6	73.4	26.6
Camphene	154.5	30	70
<i>o</i> -Cresol	191.6	15	85
Phenetole	167.1	52	48
Cineole	168.9	58.5	41.5
Benzaldehyde	171.0	91	9
Diisobutyl sulfide	163.8	42	58
1,2-Ethanediol			
Heptane	97.9	3	97
Decane	161.0	23	77
Tridecane	188.0	55	45
Toluene	110.1	2.3	97.7
Styrene	139.5	16.5	83.5
Stilbene	196.8	87	13
<i>m</i> -Xylene	135.1	6.55	93.45
<i>p</i> -Xylene	134.5	6.4	93.6
1,3,5-Trimethylbenzene	156	13	87
Propylbenzene	152	19	81

TABLE 5.11 Binary Azeotropic (Constant-Boiling) Mixtures (*Continued*)

System	BP of azeotrope, °C	Composition, wt %	
		Alcohol	Other component
1,2-Ethanediol (<i>continued</i>)			
Isopropylbenzene	147.0	18	82
Naphthalene	183.9	51	49
1-Methylnaphthalene	190.3	60.0	40.0
2-Methylnaphthalene	189.1	57.2	42.8
Anthracene	197	98.3	1.7
Indene	168.4	26	74
Acenaphthene	194.65	74.2	25.8
Fluorene	196.0	82	18
Camphene	152.5	20	80
Camphor	186.2	40	60
Biphenyl	192.3	66.5	33.5
Diphenylmethane	193.3	68.5	31.5
Benzyl alcohol	193.1	56	44
2-Phenylethanol	194.4	69	31
<i>o</i> -Cresol	189.6	27	73
<i>m</i> -Cresol	195.2	60	40
3,4-Dimethylphenol	197.2	89	11
Menthol	188.6	51.5	48.5
Ethyl benzoate	186.1	46.5	53.5
<i>o</i> -Bromotoluene	166.8	25	75
Dibutyl ether	139.5	6.4	93.6
Methoxybenzene	150.5	10.5	89.5
Diphenyl ether	193.1	60	40
Benzyl phenyl ether	195.5	87	13
Acetophenone	185.7	52	48
2,4-Dimethylaniline	188.6	47	53
<i>N,N</i> -Dimethylaniline	175.9	33.5	66.5
<i>m</i> -Toluidine	188.6	42	58
2,4,6-Trimethylpyridine	170.5	9.7	90.3
Quinoline	196.4	79.5	20.5
Tetrachloroethylene	119.1	94	6
1,2-Dibromoethane	129.8	4	96
Chlorobenzene	130.1	94.4	5.6
α -Chlorotoluene	167.0	30	70
Nitrobenzene	185.9	59	41
<i>o</i> -Nitrotoluene	188.5	48.5	51.5
1,2-Ethanediol monoacetate			
Indene	180.0	20	80
1-Octanol	189.5	71	29
Phenol	197.5	65	35
<i>o</i> -Cresol	199.5	51	49
<i>m</i> -Cresol	206.5	31	69
<i>p</i> -Cresol	206.0	33	67
Dipentyl ether	180.8	42	58
Diisopentyl ether	170.2	28	72
<i>m</i> -Bromotoluene	182.0	32	68

TABLE 5.11 Binary Azeotropic (Constant-Boiling) Mixtures (*Continued*)

System	BP of azeotrope, °C	Composition, wt %	
		Ketone	Other component
<i>D. Binary azeotropes containing ketones</i>			
Acetone			
Cyclopentane	41.0	36	64
Pentane	32.5	20	80
Cyclohexane	53.0	67.5	32.5
Hexane	49.8	59	41
Heptane	55.9	89.5	10.5
Diethylamine	51.4	38.2	61.8
Methyl acetate	55.8	48.3	51.7
Diisopropyl ether	54.2	61	39
Chloroform	64.4	78.1	21.9
Carbon tetrachloride	56.1	11.5	88.5
Carbon disulfide	39.3	67	33
Ethylene sulfide	51.5	57	43
2-Butanone			
Cyclohexane	71.8	40	60
Hexane	64.2	28.6	71.4
Heptane	77.0	70	30
2,5-Dimethylhexane	79.0	95	5
Benzene	78.33	44	56
2-Methyl-2-propanol	78.7	69	31
Butylamine	74.0	35	65
Ethyl acetate	77.1	11.8	88.2
Methyl propionate	79.0	60	40
Butyl nitrite	76.7	30	70
1-Chlorobutane	77.0	38	62
Fluorobenzene	79.3	75	25
<i>E. Miscellaneous binary azeotropes</i>			
System	BP of azeotrope, °C	Composition, wt %	
		Solvent	Other component
Solvent: acetamide			
Dipentene	169.2	18	82
Biphenyl	213.0	50.5	49.5
Diphenylmethane	215.2	56.5	43.5
1,2-Diphenylethane	218.2	68	32
<i>o</i> -Xylene	142.6	11	89

TABLE 5.11 Binary Azeotropic (Constant-Boiling) Mixtures (*Continued*)

System	BP of azeotrope, °C	Composition, wt %	
		Solvent	Other component
Solvent: acetamide (<i>continued</i>)			
<i>m</i> -Xylene	138.4	10	90
<i>p</i> -Xylene	137.8	8	92
Styrene	144	12	88
4-Isopropyl-1-methylbenzene	170.5	19	81
Naphthalene	199.6	27	73
1-Methylnaphthalene	209.8	43.8	56.2
2-Methylnaphthalene	208.3	40	60
Indene	177.2	17.5	82.5
Acenaphthene	217.1	64.2	35.8
Camphene	155.5	12	88
Camphor	199.8	23	77
Benzaldehyde	178.6	6.5	93.5
3,4-Dimethylphenol	221.1	96	4
2-Methoxy-4-(2-propenyl)phenol	220.8	88	12
<i>N</i> -Methylaniline	193.8	14	86
<i>N</i> -Ethylaniline	199.0	18	82
<i>N,N</i> -Diethylaniline	198.1	24	76
Diphenyl ether	214.6	52	48
Safrole	208.8	32	68
Tetrachloroethylene	120.5	97.4	2.6
Solvent: aniline			
Nonane	149.2	13.5	86.5
Decane	167.3	36	64
Undecane	175.3	57.5	42.5
Dodecane	180.4	71.5	28.5
Tridecane	182.9	86.2	13.8
Tetradecane	183.9	95.2	4.8
Butylbenzene	177.8	46	54
1,2,4-Trimethylbenzene	168.6	13.5	86.5
1,3,5-Trimethylbenzene	164.3	12.0	88.0
Indene	179.8	41.5	58.5
1-Octanol	183.9	83	17
<i>o</i> -Cresol	191.3	8	92
Dipentyl ether	177.5	55	45
Diisopentyl ether	169.3	28	72
Hexachloroethane	176.8	66	34
Solvent: pyridine			
Heptane	95.6	25.3	74.7
Octane	109.5	56.1	43.9
Nonane	115.1	89.9	10.1
Toluene	110.1	22.2	77.8
Phenol	183.1	13.1	86.9
Piperidine	106.1	8	92

TABLE 5.11 Binary Azeotropic (Constant-Boiling) Mixtures (*Continued*)

System	BP of azeotrope, °C	Composition, wt %	
		Solvent	Other component
Solvent: thiophene			
Methylcyclopentane	71.5	14	86
Cyclohexane	77.9	41.2	58.8
Hexane	68.5	11.2	88.8
Heptane	83.1	83.2	16.8
2,3-Dimethylpentane	80.9	64	36
2,4-Dimethylpentane	76.6	42.7	57.3
Solvent: benzene			
Methylcyclopentane	71.7	16	84
Cyclohexene	78.9	64.7	35.3
Cyclohexane	77.6	51.9	48.1
Hexane	68.5	4.7	95.3
Heptane	80.1	99.3	0.7
2,2-Dimethylpentane	75.9	46.3	53.7
2,3-Dimethylpentane	79.4	78.8	21.2
2,4-Dimethylpentane	75.2	48.3	51.7
2,2,4-Trimethylpentane	80.1	97.7	2.3
Solvent: bis(2-hydroxyethyl) ether			
Biphenyl	232.7	48	52
Diphenylmethane	236.0	52	48
1,3,5-Trimethylbenzene	210.0	22	78
Naphthalene	212.6	22	78
1-Methylnaphthalene	277.0	45	55
2-Methylnaphthalene	225.5	39	61
Acenaphthene	239.6	62	38
Fluorene	243.0	80	20
Benzyl acetate	214.9	7	93
Bornyl acetate	223.0	18	82
Ethyl fumarate	217.1	10	90
Dimethyl <i>o</i> -phthalate	245.4	96.3	3.7
Methyl salicylate	220.6	15	85
2-Hydroxy-1-isopropyl-4-methylbenzene	232.3	13	87
1,2-Dihydroxybenzene	259.5	46	54
Safrole	225.5	33	67
Isosafrole	233.5	46	54
Benzyl phenyl ether	241.5	80	20
Nitrobenzene	210.0	10	90
<i>m</i> -Nitrotoluene	224.2	25	75
<i>o</i> -Nitrophenol	216.0	10.5	89.5
Quinoline	233.6	29	71
<i>p</i> -Dibromobenzene	212.9	13	87

TABLE 5.12 Ternary Azeotropic Mixtures

System	BP of azeotrope, °C	Composition, wt %		
		Water	Alcohol	Other component
Methanol				
Chloroform	52.3	1.3	8.2	90.5
2-Methyl-1,3-butadiene	30.2	0.6	5.4	94.0
Methyl chloroacetate	67.9	6.3	81.2	13.5
Ethanol				
Acetonitrile	72.9	1	55	44
Acrylonitrile	69.5	8.7	20.3	71.0
Benzene	64.9	7.4	18.5	74.1
Butylamine	81.8	7.5	42.5	50.0
Butyl methyl ether	62	6.3	8.6	85.1
Carbon disulfide	41.3	1.6	5.0	93.4
Carbon tetrachloride	62	4.5	10.0	85.5
Chloroform	55.3	2.3	3.5	94.2
Crotonaldehyde	78.0	4.8	87.9	7.3
Cyclohexane	62.6	4.8	19.7	75.5
1,2-Dichloroethane	66.7	5	17	78
1,1-Diethoxyethane	77.8	11.4	27.6	61.0
Diethoxymethane	73.2	12.1	18.4	69.5
Ethyl acetate	70.2	9.0	8.4	82.6
Heptane	68.8	6.1	33.0	60.9
Hexane	56.0	3	12	85
Toluene	74.4	12	37	51
Trichloroethylene	67.0	5.5	16.1	78.4
Triethylamine	74.7	9	13	78
1-Propanol				
Benzene	67	7.6	10.1	82.3
Carbon tetrachloride	65.4	5	11	84
Cyclohexane	66.6	8.5	10.0	81.5
1,1-Dipropoxyethane	87.6	27.4	51.6	21.0
Dipropoxymethane	86.4	8.0	44.8	47.2
Dipropyl ether	74.8	11.7	20.2	68.1
3-Pentanone	81.2	20	20	60
Propyl acetate	82.5	17.0	10.0	73.0
Propyl formate	70.8	13	5	82
Tetrachloroethylene	81.2	12.5	20.7	66.8
2-Propanol				
Benzene	66.5	7.5	18.7	73.8
Butylamine	83	12.5	40.5	47.0

TABLE 5.12 Ternary Azeotropic Mixtures (*Continued*)

System	BP of azeotrope, °C	Composition, wt %		
		Water	Alcohol	Other component
2-Propanol (<i>continued</i>)				
Cyclohexane	64.3	7.5	18.5	74.0
Toluene	76.3	13.1	38.2	48.7
Trichloroethylene	69.4	7	20	73
1-Butanol				
Butyl acetate	89.4	37.3	27.4	35.3
Butyl formate	83.6	21.3	10.0	68.7
Dibutyl ether	90.6	29.9	34.6	35.5
Heptane	78.1	41.4	7.6	51.0
Hexane	61.5	19.2	2.9	77.9
Nonane	90.0	69.9	18.3	11.8
Octane	86.1	60.0	14.6	25.4
2-Butanol				
Carbon tetrachloride	65	4.05	4.95	91.00
Cyclohexane	69.7	8.9	10.8	80.3
Isooctane	76.3	9	19	72
2-Methyl-1-propanol				
Isobutyl acetate	86.8	30.4	23.1	46.5
Isobutyl formate	80.2	17.3	6.7	76.0
Toluene	81.3	17.9	16.4	65.7
2-Methyl-2-propanol				
Benzene	67.3	8.1	21.4	70.5
Carbon tetrachloride	64.7	3.1	11.9	85.0
Cyclohexane	65.0	8	21	71
3-Methyl-1-butanol				
Isopentyl acetate	93.6	44.8	31.2	24.0
Isopentyl formate	89.8	32.4	19.6	48.0
Allyl alcohol				
Benzene	68.2	8.6	9.2	82.2
Carbon tetrachloride	65.2	5	11	84
Cyclohexane	66.2	8	11	81
Hexane	59.7	8.5	5.1	86.4

TABLE 5.12 Ternary Azeotropic Mixtures (*Continued*)

B. Other ternary azeotropes

System	BP of azeotrope, °C	Composition, wt %	System	BP of azeotrope, °C	Composition, wt %
Water	32.5	0.4	Water	71.4	7.9
Acetone		7.6	Nitromethane		29.7
2-Methyl-1,3-butadiene		92.0	Heptane		62.4
Water	66	8.2	Water	80.7	17.4
Acetonitrile		23.3	Nitromethane		58.3
Benzene		68.5	Nonane		24.3
Water	67	6.4	Water	77.4	12.4
Acetonitrile		20.5	Nitromethane		44.3
Trichloroethylene		73.1	Octane		43.3
Water	68.6	3.5	Water	33.1	2.1
Acetonitrile		9.6	Nitromethane		6.5
Triethylamine		86.9	Pentane		91.4
Water	63.6	5	Water	82.8	20.6
2-Butanone		35	Nitromethane		73.3
Cyclohexane		60	Undecane		6.1
Water	55.0	4	Water	93.5	40.5
Butyraldehyde		21	Pyridine		54.5
Hexane		75	Dodecane		5.0
Water	107.6	21.3	Water	93.1	38.5
Formic acid		76.3	Pyridine		51.0
Isopentanoic acid		2.4	Undecane		10.5
Water	107.0	15.5	Water	92.3	35.5
Formic acid		66.8	Pyridine		45.5
Isobutyric acid		17.7	Decane		19.0

TABLE 5.12 Ternary Azeotropic Mixtures (*Continued*)

System	BP of azeotrope, °C	Composition, wt %	System	BP of azeotrope, °C	Composition, wt %
Water	107.6	19.5	Water	90.5	30.5
Formic acid		75.9	Pyridine		37.0
Butyric acid		4.6	Nonane		32.5
Water	107.2	18.6	Water	86.7	22.4
Formic acid		71.9	Pyridine		25.5
Propionic acid		9.5	Octane		52.0
Water	105	11.0	Water	78.6	14.0
Hydrogen bromide		10.4	Pyridine		15.5
Chlorobenzene		78.6	Heptane		70.5
Water	96.9	20.2	Acetic acid	134.4	23
Hydrogen chloride		5.3	Pyridine		55
Chlorobenzene		74.5	Acetic anhydride		22
Water	107.3	64.8	Acetic acid	134.1	31.4
Hydrogen chloride		15.8	Pyridine		38.2
Phenol		19.4	Decane		30.4
Water	116.1	54	Acetic acid	129.1	13.5
Hydrogen fluoride		10	Pyridine		25.2
Fluorosilicic acid		36	Ethylbenzene		61.3
Water	75.1	11.5	Acetic acid	98.5	3.4
Nitroethane		75.1	Pyridine		10.6
Heptane		64.0	Heptane		86.0
Water	59.5	8.4	Acetic acid	128.0	20.7
Nitroethane		9.3	Pyridine		29.4
Hexane		82.3	Nonane		49.9
Water	82.4	19.1	Acetic acid	115.7	10.4
Nitromethane		68.1	Pyridine		20.1
Decane		12.8	Octane		69.5

TABLE 5.12 Ternary Azeotropic Mixtures (*Continued*)

System	BP of azeotrope, °C	Composition, wt %	System	BP of azeotrope, °C	Composition, wt %
Water	83.1	21.5	Acetic acid	132.2	17.7
Nitromethane		75.3	Pyridine		30.5
Dodecane		3.2	<i>o</i> -Xylene		51.8
Acetic acid	129.2	10.2	Methanol	47.4	14.6
Pyridine		22.5	Methyl acetate		36.8
<i>p</i> -Xylene		67.3	Hexane		48.6
Acetic acid	163.0	75.0	Ethanol	63.2	10.4
2,6-Dimethylpyridine		13.8	Acetone		24.3
Undecane		11.2	Chloroform		65.3
Acetic acid	147.0	12.6	Ethanol	70.1	8
2,6-Dimethylpyridine		74.3	Acetonitrile		34
Decane		13.1	Triethylamine		58
Acetic acid	141.3	19.9	Ethanol	64.7	29.6
2-Methylpyridine		46.8	Benzene		12.8
Decane		33.3	Cyclohexane		57.6
Acetic acid	135.0	12.8	Ethanol	57.3	9.5
2-Methylpyridine		38.4	Chloroform		56.1
Nonane		48.8	Hexane		34.4
Acetic acid	121.3	3.6	1-Propanol	73.8	15.5
2-Methylpyridine		24.8	Benzene		30.4
Octane		71.6	Cyclohexane		54.2
Acetic acid	77.2	7.6	2-Propanol	69.1	31.1
Benzene		34.4	Benzene		15.0
Cyclohexane		58.0	Cyclohexane		53.9
Acetic acid	132	15	1-Butanol	77.4	4
2-Methyl-1-butanol		54	Benzene		48
Isopentyl acetate		31	Cyclohexane		48
Propionic acid	149.3	29.5	1-Butanol	108.7	11.9
2-Methylpyridine		32.0	Pyridine		20.7
Decane		38.5	Toluene		76.4

TABLE 5.12 Ternary Azeotropic Mixtures (*Continued*)

System	BP of azeotrope, °C	Composition, wt %	System	BP of azeotrope, °C	Composition, wt %
Propionic acid	140.1	16.5	1,2-Ethanediol	185.0	8.7
2-Methylpyridine		21.5	Phenol		74.6
Nonane		42.0	2,6-Dimethylpyridine		16.7
Propionic acid	123.7	4.5	1,2-Ethanediol	185.1	5.9
2-Methylpyridine		10.5	Phenol		79.1
Octane		85.0	2-Methylpyridine		15.0
Propionic acid	153.4	43.0	1,2-Ethanediol	186.4	15.9
2-Methylpyridine		40.0	Phenol		67.7
Undecane		17.0	3-Methylpyridine		16.4
Propionic acid	147.1	55.5	1,2-Ethanediol	188.6	29.5
Pyridine		26.4	Phenol		54.8
Undecane		18.1	2,4,6-Trimethylpyridine		15.7
Methanol	57.5	23	Acetone	60.8	3.6
Acetone		30	Chloroform		68.8
Chloroform		47	Hexane		27.6
Methanol	47	14.6	Acetone	49.7	51.1
Acetone		30.8	Methyl acetate		5.6
Hexane		59.6	Hexane		43.3
Methanol	53.7	17.4	Chloroform	62.0	79.7
Acetone		5.8	Ethyl formate		5.3
Methyl acetate		76.8	2-Bromopropane		15.7
Methanol	50.8	17.8	1,4-Dioxane	101.8	44.3
Methyl acetate		48.6	2-Methyl-1-propanol		26.7
Cyclohexane		33.6	Toluene		29.0

5.4 FREEZING MIXTURES

TABLE 5.13 Compositions of Aqueous Antifreeze Solutions

Specific gravity 20°/4°C. (68°F.)	% alcohol by weight	% alcohol by volume	Freezing point of ethyl alcohol-water mixtures*	
			Freezing point	
			°C.	°F.
0.99363	2.5	3.13	-1.0	30.2
0.98971	4.8	6.00	-2.0	28.4
0.98658	6.8	8.47	-3.0	26.6
0.98006	11.3	14.0	-5.0	23.0
0.97670	13.8	17.0	-6.1	21.0
0.97336	16.4	20.2	-7.5	18.5
0.97194	17.5	21.5	-8.7	16.3
0.97024	18.8	23.1	-9.4	15.1
0.96823	20.3	24.8	-10.6	12.9
0.96578	22.1	27.0	-12.2	10.0
0.96283	24.2	29.5	-14.0	6.8
0.95914	26.7	32.4	-16.0	3.2
0.95400	29.9	36.1	-18.9	-2.0
0.94715	33.8	40.5	-23.6	-10.5
0.93720	39.0	46.3	-28.7	-19.7
0.92193	46.3	53.8	-33.9	-29.0
0.90008	56.1	63.6	-41.0	-41.8
0.86311	71.9	78.2	-51.3	-60.3

Freezing point of methyl (wood) alcohol-water mixtures*

Specific gravity 15.6°C. (60°F.)	% alcohol by weight	% alcohol by volume	Freezing point	
			Freezing point	
			°C.	°F.
0.993	3.9	5	-2.2	28
0.986	8.1	10	-5.0	23
0.980	12.2	15	-8.3	17
0.974	16.4	20	-11.7	11
0.968	20.6	25	-15.6	4
0.963	24.9	30	-20.0	-4
0.956	29.2	35	-25.0	-13
0.949	33.6	40	-30.0	-22
0.942	38.0	45	-35.6	-32

* Values are for pure alcohol. Since some commercial antifreezes contain small amounts of water, slightly higher volume concentrations than those given in the table may be required. Antifreezes also contain corrosion inhibitors and other additives to make them function properly as cooling liquids. These affect freezing point slightly and specific gravity to a greater degree. If a protection table is furnished by the manufacturer it should be used in preference to the values given above for the pure substance.

TABLE 5.13 Compositions of Aqueous Antifreeze Solutions (*Continued*)

Freezing point of Prestone-water mixtures†				
% Prestone		Specific gravity 15°/15C. (59°F.)	Freezing point	
By weight	By volume		°C.	°F.
10	9.2	1.013	-3.6	25.6
15	13.8	1.019	-5.6	22.0
20	18.3	1.026	-7.9	17.8
25	23.0	1.033	-10.7	12.8
30	28.0	1.040	-14.0	6.8
40	37.8	1.053	-22.3	-8.2
50	47.8	1.067	-33.8	-28.8
60	58.1	1.079	-49.3	-56.7

Freezing point of ethyl alcohol-water mixtures

Specific gravity 15.6°C. (60°F.)	% alcohol by volume	Freezing point	
		°C.	°F.
0.990	5	-1.7	29
0.984	10	-3.3	26
0.978	15	-6.1	21
0.972	20	-8.3	17
0.964	25	-11.1	12
0.955	30	-14.4	6
0.945	35	-17.8	0
0.933	40	-18.3	-1
0.922	45	-18.9	-2
0.910	50	-20.0	-4
0.899	55	-21.7	-7
0.887	60	-23.3	-10
0.875	65	-24.4	-12
0.864	70	-26.7	-16
0.852	75	-32.2	-26
0.840	80	-41.7	-43

† Eveready Prestone marketed for antifreeze purposes, is 97% ethylene glycol containing fractional percentages of soluble and insoluble ingredients to prevent foaming, creepage and water corrosion in automobile cooling systems.

TABLE 5.13 Compositions of Aqueous Antifreeze Solutions (*Continued*)

Freezing point of propylene glycol-water mixtures*

Specific gravity 15.6°C. (60°F.)	% glycol by volume	Freezing point	
		°C.	°F.
1.004	5	-1.1	30
1.006	10	-2.2	28
1.012	15	-3.9	25
1.017	20	-6.7	20
1.020	25	-8.9	16
1.024	30	-12.8	9
1.028	35	-16.1	3
1.032	40	-20.6	-5
1.037	45	-26.7	-16
1.040	50	-33.3	-28

Freezing point of glycerol-water mixtures†

% Glycerol by weight	Specific gravity 15°/15°C. (59°F.)	Specific gravity 20°/20°C. (68°F.)	Freezing point	
			°C.	°F.
10	1.02415	1.02395	-1.6	29.1
20	1.04935	1.04880	-4.8	23.4
30	1.07560	1.07470	-9.5	14.9
40	1.10255	1.10135	-15.5	4.3
50	1.12985	1.12845	-22.0	-7.4
60	1.15770	1.15605	-33.6	-28.5
70	1.18540	1.18355	-37.8	-36.0
80	1.21290	1.21090	-19.2	-2.3
90	1.23950	1.23755	-1.6	29.1
100	1.26557	1.26362	17.0	62.6

* Values are for pure alcohol. Since some commercial antifreezes contain small amounts of water, slightly higher volume concentrations than those given in the table may be required. Antifreezes also contain corrosion inhibitors and other additives to make them function properly as cooling liquids. These affect freezing point slightly and specific gravity to a greater degree. If a protection table is furnished by the manufacturer it should be used in preference to the values given above for the pure substance.

† The values are those reported by Bosart and Snoddy (*Jour. Ind. Eng. Chem.*, **19**, 506 (1927)), and Lane (*Jour. Ind. Eng. Chem.*, **17**, 924 (1925)) but modified by adding 2°F to all temperatures below 0°F in accordance with the suggestion of the Procter and Gamble Co.

TABLE 5.13 Compositions of Aqueous Antifreeze Solutions (*Continued*)

Freezing point of magnesium chloride brines

% MgCl ₂ by weight	Spec. grav. 15.6°C. (60°F.)	Freezing point		% MgCl ₂ by weight	Spec. grav. 15.6°C. (60°F.)	Freezing point	
		°C.	°F.			°C.	°F.
5	1.043	-3.11	26.4	18	1.161	-22.1	-7.7
6	1.051	-3.89	25.0	19	1.170	-25.6	-12.2
7	1.060	-4.72	23.5	20	1.180	-27.4	-17.3
8	1.069	-5.67	21.8	21	1.190	-30.6	-23.0
9	1.078	-6.67	20.0	22	1.200	-32.8	-27.0
10	1.086	-7.83	17.9	23	1.210	-28.9	-20.0
11	1.096	-9.05	15.7	24	1.220	-25.6	-14.0
12	1.105	-10.5	13.1	25	1.230	-23.3	-10.0
13	1.114	-12.1	10.3	26	1.241	-21.1	-6.0
14	1.123	-13.7	7.3	27	1.251	-19.4	-3.0
15	1.132	-15.6	4.0	28	1.262	-18.3	-1.0
16	1.142	-17.6	0.4	29	1.273	-17.2	+1.0
17	1.151	-19.7	-3.5	30	1.283	-16.7	2.0

Freezing point of sodium chloride brines

Compiled in collaboration with C. D. Looker, Ph.D., International Salt Co., Inc.

% NaCl by weight	Spec. grav. 15°C. (59°F.)	Freezing point		% NaCl by weight	Spec. grav. 15°C. (59°F.)	Freezing point	
		°C.	°F.			°C.	°F.
0	1.000	0.00	32.0	15	1.112	-10.88	12.4
1	1.007	-0.58	31.0	16	1.119	-11.90	10.6
2	1.014	-1.13	30.0	17	1.127	-12.93	8.7
3	1.021	-1.72	28.9	18	1.135	-14.03	6.7
4	1.028	-2.35	27.8	19	1.143	-15.21	4.6
5	1.036	-2.97	26.7	20	1.152	-16.46	2.4
6	1.043	-3.63	25.5	21	1.159	-17.78	+0.0
7	1.051	-4.32	24.2	22	1.168	-19.19	-2.5
8	1.059	-5.03	22.9	23	1.176	-20.69	-5.2
9	1.067	-5.77	21.6	23.3 (E)	1.179	-21.13	-6.0
10	1.074	-6.54	20.2	24	1.184	-17.0*	+1.4*
11	1.082	-7.34	18.8	25	1.193	-10.4*	13.3*
12	1.089	-8.17	17.3	26	1.201	-2.3*	27.9*
13	1.097	-9.03	15.7	26.3	1.203	0.0*	32.0*
14	1.104	-9.94	14.1				

* Saturation temperatures of sodium chloride dihydrate; at these temperatures NaCl · 2H₂O separates leaving the brine of the eutectic composition (E).

5.4.1 Propylene Glycol-Glycerol

Propylene glycol, a satisfactory antifreeze with the advantage of being nontoxic, can be combined with glycerol, also an efficient nontoxic antifreeze, to give a mixture that can be tested for freezing point with an ethylene glycol (Prestone) hydrometer. A mixture of 70% propylene glycol and 30% glycerol (% by weight of water-free materials), when diluted, can be tested on the standard instrument used for ethylene glycol solutions.

5.5 DENSITY AND SPECIFIC GRAVITY

TABLE 5.14 Density of Mercury and Water

The density of mercury and pure air-free water under a pressure of 101 325 Pa(1 atm) is given in units of grams per cubic centimeter ($\text{g} \cdot \text{cm}^{-3}$). For mercury, the values are based on the density at 20°C being $13.545\ 884\ \text{g} \cdot \text{cm}^{-3}$. Water attains its maximum density of $0.999\ 973\ \text{g} \cdot \text{cm}^{-3}$ at 3.98°C. For water, the temperature (t_m , °C) of maximum density at different pressures (p) in atmospheres is given by

$$t_m = 3.98 - 0.0225(p - 1)$$

Density of water	Temp., °C	Density of mercury	Density of water	Temp., °C	Density of mercury
	-20	13.644 59	0.987 12	52	13.467 68
	-18	13.639 62	0.986 18	54	13.462 82
	-16	13.634 66	0.985 21	56	13.457 96
	-14	13.629 70	0.984 22	58	13.453 09
	-12	13.624 75	0.983 20	60	13.448 23
	-10	13.619 79	0.982 16	62	13.443 37
	-8	13.614 85	0.981 09	64	13.438 52
	-6	13.609 90	0.980 01	66	13.433 67
	-4	13.604 96	0.978 90	68	13.428 82
	-2	13.600 02	0.977 77	70	13.423 97
0.999 84	0	13.595 08	0.976 61	72	13.419 13
0.999 94	2	13.590 15	0.975 44	74	13.414 28
0.999 97	4	13.585 22	0.974 24	76	13.409 43
0.999 94	6	13.580 29	0.973 03	78	13.404 60
0.999 85	8	13.575 36	0.971 79	80	13.399 77
0.999 70	10	13.570 44	0.970 53	82	13.394 92
0.999 50	12	13.565 52	0.969 26	84	13.390 09
0.999 24	14	13.560 60	0.967 96	86	13.385 26
0.998 94	16	13.555 70	0.966 65	88	13.380 42
0.998 60	18	13.550 79	0.965 31	90	13.375 60
0.998 20	20	13.545 88	0.963 96	92	13.370 77
0.997 77	22	13.540 97	0.962 59	94	13.365 94
0.997 30	24	13.536 06	0.961 20	96	13.361 12
0.996 78	26	13.531 17	0.959 79	98	13.356 30
0.996 23	28	13.526 26	0.958 36	100	13.351 48
0.995 65	30	13.521 37		120	13.303 4
0.995 03	32	13.516 47		140	13.255 4
0.994 37	34	13.511 58		160	13.207 6
0.993 69	36	13.506 70		180	13.159 8
0.992 97	38	13.501 82		200	13.112 0
0.992 22	40	13.496 93		220	13.064 5
0.991 44	42	13.492 07		240	13.016 9
0.990 63	44	13.487 18		260	12.969 2
0.989 79	46	13.482 29		280	12.921 5
0.988 93	48	13.477 42		300	12.873 7
0.988 04	50	13.472 56			

TABLE 5.15 Specific Gravity of Air at Various Temperatures

The table below gives the weight in grams $\times 10^4$ of 1 mL of air at 760 mm of mercury pressure and at the temperature indicated. Density in grams per milliliter is the same as the specific gravity referred to water at 4°C as unity. To convert to density referred to air at 70°F as unity, divide the values below by 12.00.

t°C.	Sp.Gr. $\times 10^4$	t°C.	Sp.Gr. $\times 10^4$	t°C.	Sp.Gr. $\times 10^4$	t°C.	Sp.Gr. $\times 10^4$
-25	14.240	15	12.255	60	10.596	140	8.541
-24	14.182	16	12.213	62	10.532	142	8.500
-23	14.125	17	12.170	64	10.470	144	8.459
-22	14.069	18	12.129	66	10.408	146	8.419
-21	14.013	19	12.087	68	10.347	148	8.379
-20	13.957	20	12.046	70	10.286	150	8.339
-19	13.902	21	12.004	72	10.227	155	8.242
-18	13.847	22	11.964	74	10.168	160	8.147
-17	13.793	23	11.923	76	10.109	165	8.054
-16	13.739	24	11.883	78	10.052	170	7.963
-15	13.685	25	11.843	80	9.995	175	7.874
-14	13.632	26	11.803	82	9.938	180	7.787
-13	13.580	27	11.764	84	9.882	185	7.702
-12	13.527	28	11.725	86	9.828	190	7.619
-11	13.476	29	11.686	88	9.773	195	7.537
-10	13.424	30	11.647	90	9.719	200	7.457
-9	13.373	31	11.609	92	9.666	205	7.379
-8	13.322	32	11.570	94	9.613	210	7.303
-7	13.272	33	11.533	96	9.561	215	7.228
-6	13.222	34	11.495	98	9.509	220	7.155
-5	13.173	35	11.458	100	9.458	230	7.013
-4	13.124	36	11.420	102	9.408	240	6.881
-3	13.075	37	11.383	104	9.358	250	6.753
-2	13.026	38	11.347	106	9.308	260	6.624
-1	12.978	39	11.310	108	9.259	270	6.504
0	12.931	40	11.274	110	9.211	280	6.389
+1	12.883	41	11.238	112	9.163	290	6.277
2	12.836	42	11.202	114	9.116	300	6.166
3	12.790	43	11.167	116	9.069	310	6.062
4	12.743	44	11.132	118	9.022	320	5.942
5	12.697	45	11.097	120	8.976	330	5.847
6	12.652	46	11.062	122	8.931	340	5.755
7	12.606	47	11.027	124	8.886	350	5.664
8	12.561	48	10.993	126	8.841	360	5.578
9	12.517	49	10.958	128	8.797	370	5.493
10	12.472	50	10.924	130	8.753	380	5.407
11	12.428	52	10.857	132	8.710	400	5.248
12	12.385	54	10.791	134	8.667	420	5.101
13	12.341	56	10.725	136	8.625	440	4.952
14	12.298	58	10.660	138	8.583	460	4.812

5.5.1 Density of Moist Air

The density of moist air depends upon the temperature, the humidity, and the barometric pressure. It is expressed by the equation

$$d_t = D_t \times \frac{P - 0.3783e}{760}$$

where d_t is the density of the moist air at the temperature t ; D_t is the density of dry air at the temperature t (see Table 5.15, Specific Gravity of Air at Various Temperatures); P is the height of the barometer after correction and reduction to standard conditions, and is expressed in millimeters of mercury (see Sec. 2.1.3, Barometry and Barometric Corrections); e is the vapor pressure of water at the temperature of the dew point and is expressed in millimeters of mercury (see Table 5.6, Vapor Pressure of Water).

Example. To find the density of moist air at a temperature of 20°C, with a dew point of 10°C, and a corrected barometric pressure of 750 mm.

Reference to Table 5.15 shows that D at 20°C is equal to 0.001 204 6 g/mL. Reference to Table 5.6 shows that at 10°C (the temperature of the dew point) e is equal to 9.209 mm. Therefore,

$$\begin{aligned} d &= 0.001\ 204\ 6 \times \frac{750 - (0.3783 \times 9.209)}{760} \\ &= 0.001\ 183\ 2\ \text{g/mL} = 1.1832\ \text{g/L} \end{aligned}$$

5.5.2 Specific Gravity Corrections for the Buoyant Effect of Air

5.5.2.1 Determinations Made with a Pyknometer

$$\begin{aligned} D_{\text{vac}} &= \frac{W_2}{W_1} d - 0.0012 \left(\frac{W_2 d}{W_1} - 1 \right) \\ S_{\text{vac}} &= \frac{W_2}{W_1} - 0.0012 \left(\frac{W_2}{W_1} - 1 \right) \end{aligned}$$

where D_{vac} = density of the liquid in grams per milliliter at $t^\circ\text{C}$ corrected for the buoyant effect of air

W_1 = weight in air of the water required to fill the pyknometer at $t^\circ\text{C}$

W_2 = weight in air of the liquid required to fill the pyknometer at $t^\circ\text{C}$

d = density of water in grams per milliliter at $t^\circ\text{C}$

S_{vac} = specific gravity of the liquid at $t^\circ\text{C}$ referred to water at $t^\circ\text{C}$ corrected for the buoyant effect of air

When the weight of the water is determined at a temperature of $t^\circ\text{C}$, and that of the liquid at a different temperature t' , the equations above are modified as follows:

$$\begin{aligned} D_{\text{vac}} &= \frac{W_2}{W_1} d - 0.0012 \left(\frac{W_2}{W_1} d - 1 \right) + 0.000\ 026 (t' - t^\circ) \left(\frac{W_2}{W_1} d \right) \\ S_{\text{vac}} &= \frac{W_2}{W_1} - 0.0012 \left(\frac{W_2}{W_1} - 1 \right) + 0.000\ 026 (t' - t^\circ) \left(\frac{W_2}{W_1} d \right) \end{aligned}$$

5.5.2.2 Determinations Made with a Plummet or Sinkers. The equations above may also be used when the density is determined with plummet or sinkers, but in this case

W_1 = weight of the plummet in air minus its weight in water

W_2 = weight of the plummet in air minus its weight in the liquid

5.6 VISCOSITY, SURFACE TENSION, DIELECTRIC CONSTANT, DIPOLE MOMENT, AND REFRACTIVE INDEX

TABLE 5.16 Viscosity and Surface Tension of Various Organic Substances

For the majority of substances the dependence of the surface tension γ on the temperature can be given as:

$$\gamma = a - bt$$

where a and b are constants and t is the temperature in degrees Celsius. In the SI system the surface tensions are expressed in $\text{mN} \cdot \text{m}^{-1}$ ($= \text{dyn} \cdot \text{cm}^{-1}$).

A compilation of some 2200 liquid compounds has been prepared by J. J. Jasper, *J. Phys. Chem. Reference Data* 1:841 (1972).

The SI unit of viscosity is pascal-second ($\text{Pa} \cdot \text{s}$) or newton-second per meter squared ($\text{N} \cdot \text{s} \cdot \text{m}^{-2}$). Values tabulated are $\text{mN} \cdot \text{s} \cdot \text{m}^{-2}$ ($=$ centipoise, cP). The temperature in degrees Celsius at which the viscosity of a substance was measured is shown in parentheses after the value.

Substance	Surface tension, $\text{mN} \cdot \text{m}^{-1}$		Liquid range, °C	Viscosity, $\text{mN} \cdot \text{s} \cdot \text{m}^{-2}$
	a	b		
Acetaldehyde	23.90	0.1360	− 123 to 21	0.2797(0), 0.2557(10), 0.22(20)
Acetaldoxime	34.23	0.1134	12(β) or 46.5(α) to 114.5	
Acetamide	47.66	0.1021	81 to 222	1.63(94), 1.32(105), 1.06(120)
Acetanilide	46.21	0.0912	114 to 304	2.22(120), 1.90(130)
Acetic acid	29.58	0.0994	16.7 to 118	1.056(25), 0.786(50), 0.424(110)
Acetic anhydride	35.52	0.1436	− 73 to 139	1.241(0), 0.907(20), 0.699(40)
Acetone	26.26	0.112	− 94 to 56	0.395(0), 0.306(25), 0.256(50)
Acetonitrile	29.58	0.1178	− 44 to 81.6	0.397(10), 0.329(30), 0.2753(50)
Acetophenone	41.92	0.1154	20 to 202	1.511(30), 1.192(45), 0.634(100)
Acetyl chloride	26.7(15)		− 113 to 51	0.368(25), 0.294(50)
Acrylic acid	28.1(30)		14 to 141	
Acrylonitrile	29.58	0.1178	− 83.5 to 77.3	
Allyl acetate	28.73	0.1186	up to 104	
Allyl alcohol	27.53	0.0902	− 129 to 97	1.218(25), 0.759(50), 0.553(70)
Allylamine	27.49	0.1287	− 88 to 55	
Allyl isothiocyanate	36.76	0.1074	− 80 to 152	
2-Aminoethanol	51.11	0.1117	10.3 to 171	
Aniline	44.83	0.1085	− 6 to 186	3.847(25), 2.029(50), 1.247(75)
Benzaldehyde	40.72	0.1090	− 26 to 179	
Benzamide	47.26	0.0705	129 to 290	
Benzene	28.88(20)	27.56(30)	5.5 to 80	0.649(20), 0.566(30), 0.395(60)
Benzenesulfonyl chloride	45.48	0.1117	14.5 to 251	
Benzenethiol	41.41	0.1202	− 14.9 to 169	
Benzonitrile	41.69	0.1159	− 12.7 to 191	1.447(15), 1.111(30), 0.883(50)
Benzophenone	46.31	0.1128	48 to 305	
Benzoyl bromide	45.85	0.1397	− 24 to 219	
Benzoyl chloride	41.34	0.1084	− 1 to 197	
Benzyl alcohol	38.25	0.1381	− 15.2 to 205	5.474(25), 2.760(50), 1.618(75)
Benzylamine	42.33	0.1213	10 to 180	1.624(25), 1.080(50), 0.769(75)
Benzyl benzoate	48.07	0.1065	21 to 323	8.454(25)
Benzyl chloride	39.92	0.1227	− 43 to 179	

TABLE 5.16 Viscosity and Surface Tension of Various Organic Substances (Continued)

Substance	Surface tension, mN · m ⁻¹		Liquid range, °C	Viscosity, mN · s · m ⁻²
	<i>a</i>	<i>b</i>		
Benzyl ethyl ether	32.82(20)	29.97(40)	up to 186	
Biphenyl	41.52	0.0931	69 to 256	
Bis(2-ethoxyethyl) ether	29.74	0.1176	-45 to 188	
Bis(2-hydroxyethyl) ether	46.97	0.0880	-10.4 to 246	
Bis(2-methoxyethyl) ether	32.47	0.1164	-68 to 162	
Bromobenzene	38.14	0.1160	-30.6 to 156	1.196(15), 0.985(30), 0.385(1423)
1-Bromobutane	28.71	0.1126	-112.4 to 101.6	0.633(20), 0.606(25), 0.471(50)
(±)-2-Bromobutane	27.48	0.1107	-112.7 to 91.4	
Bromochloromethane	33.32(20)		-88 to 68	
Bromocyclohexane	36.13	0.1117	up to 165.8	
1-Bromodecane	31.26	0.0856	-30 to 240	
Bromodichloromethane	35.11	0.1294	-55 to 87	
1-Bromododecane	32.58	0.0882	-11 to bp	
Bromoethane	26.52	0.1159	-119 to 38.2	0.477(10), 0.374(25)
Bromoform	48.14	0.1308	8 to 149	
1-Bromoheptane	30.74	0.0982	-58 to 180	
1-Bromohexadecane	33.37	0.0861	17.8 to 336	
1-Bromohexane	29.81	0.0967	-85 to 158	
Bromomethane	26.52	0.1159	-94 to 3.56	
1-Bromo-3-methylbutane	28.10	0.0996	-112 to 119.7	
1-Bromo-2-methylpropane	26.96	0.1059	-119 to 91.5	
1-Bromonaphthalene	46.44	0.1018	-1.8 to 281	
1-Bromononane	31.36	0.0894	ca. -55 to 201	
1-Bromooctane	31.00	0.0928	-55 to 201	
1-Bromopentane	29.51	0.1049	-88 to 129.6	
<i>p</i> -Bromophenol	48.88	0.1070	64 to 238	
1-Bromopropane	28.30	0.1218	-110.1 to 71	0.539(15), 0.459(30), 0.338(70)
2-Bromopropane	26.21	0.1183	-89 to 59.5	0.536(15), 0.437(30), 0.359(50)
3-Bromopropene	29.45	0.1257	-119 to 70	0.620(0), 0.471(25), 0.373(50)
1-Bromotetradecane	32.93	0.0878	6 to >178	
<i>o</i> -Bromotoluene	36.62	0.0998	-26 to 181	
<i>p</i> -Bromotoluene	36.40	0.0997	28.5 to 184	
1-Bromoundecane	31.94	0.0861	-9 to >138	
Butanal	26.67	0.0925	-99 to 74.8	
Butane	14.87	0.1206	-138.3 to -0.5	
1,3-Butanediol	37.8(25)		< -50 to 207.5	
2,3-Butanediol	36(25)		25 to 182	
Butanenitrile			-112 to 117.6	0.553(25), 0.418(50), 0.330(75)
Butanesulfonyl chloride	37.33	0.0977		
1-Butanethiol	28.07	0.1142	-116 to 98.5	
Butanoic acid	28.35	0.0920	-6 to 163.5	1.540(20), 0.980(40), 0.323(60)
Butanoic anhydride	28.93(20)	28.44(25)	-66 to 199.5	
1-Butanol	27.18	0.0898	-89.5 to 117.7	5.185(0), 2.948(20), 1.782(40)
(±)-2-Butanol	23.47(20)	22.62(30)	-114.7 to 99.5	3.907(20), 1.332(50), 0.698(75)
2-Butanone	26.77	0.1122	-86.7 to 79.6	0.428(20), 0.349(40), 0.249(75)
1-Butene	15.19	0.1323	-185 to -6.5	
2-Butene	16.11	0.1289	-106 to 0.9	
3-Butenenitrile	31.40	0.1085	-87 to 119	
2-Butoxyethanol	28.18	0.0816	-75 to 168	

TABLE 5.16 Viscosity and Surface Tension of Various Organic Substances (Continued)

Substance	Surface tension, $\text{mN} \cdot \text{m}^{-1}$		Liquid range, $^{\circ}\text{C}$	Viscosity, $\text{mN} \cdot \text{s} \cdot \text{m}^{-2}$
	<i>a</i>	<i>b</i>		
2-(2-Butoxyethoxy)ethanol	30.0(25)		− 68.1 to 230.4	
Butyl acetate	27.55	0.1068	− 77 to 126	0.734(20), 0.688(25), 0.500(50)
(±)- <i>sec</i> -Butyl acetate	23.33(22)	21.24(42)	− 99 to 112	0.676(25), 0.493(50), 0.370(75)
<i>tert</i> -Butyl acetate	24.69	0.1102	up to 98	
Butylamine	26.24	0.1122	− 50 to 77	0.830(0), 0.574(25), 0.409(50)
<i>sec</i> -Butylamine	23.75	0.1057	− 104 to 63	0.770(0), 0.571(25), 0.367(50)
<i>tert</i> -Butylamine	19.44	0.1028	− 66 to 44	
Butylbenzene	31.28	0.1025	− 88 to 183	1.035(20), 0.683(50), 0.515(75)
<i>sec</i> -Butylbenzene	30.48	0.0979	− 82.7 to 173	
<i>tert</i> -Butylbenzene	30.10	0.0985	− 58.1 to 168.5	
Butyl butanoate	27.65	0.0965	− 91.5 to 166	
Butyl ethyl ether	22.75	0.1049	− 124 to 92	
Butyl formate	27.08	0.1026	− 91.5 to 106	0.940(0), 0.691(20), 0.472(50)
Butyl methyl ether	22.17	0.1057	− 115.5 to 70	
Butyl nitrate	30.35	0.1126	up to 133	
Butyl propanoate	27.37	0.0993	− 89 to 146.8	
4- <i>tert</i> -Butylpyridine	35.48	0.0951	ca. − 44 to 197	
Butyl stearate	33.0(25)	32.7(30)	26 to 343	
Butyl vinyl ether	21.99(20)		− 92 to 94.2	
Carbon disulfide	35.29	0.1484	− 111.6 to 46.5	0.429(0), 0.363(20), 0.352(25)
Carbon tetrachloride	29.49	0.1224	− 23 to 76.7	1.321(0), 0.908(25), 0.656(50)
D-(+)-Carvone	36.54	0.0920	< 15 to 230	
Chloroacetic acid	43.27	0.1117	61 to 189	3.15(50), 1.92(75)
<i>o</i> -Chloroaniline	43.41	0.0904	− 14 to 208.8	3.316(25), 1.913(50), 1.248(75)
<i>p</i> -Chloroaniline	48.69	0.1099	72.5 to 232	
Chlorobenzene	35.97	0.1191	− 45.3 to 131.7	0.799(20), 0.631(40), 0.512(60)
1-Chlorobutane	25.97	0.1117	− 123.1 to 78.4	0.556(0), 0.422(25), 0.329(50)
2-Chlorobutane	24.40	0.1118	− 131.3 to 68.2	0.439(15)
Chlorocyclohexane	33.90	0.1101	− 44 to 142	
1-Chlorododecane	31.56	0.0904	− 9 to 116	
1-Chloro-2,3-epoxypropane	39.76	0.1360	− 57.2 to 116.1	1.03(25)
Chloroethane	21.18(5)	20.58(10)	− 139 to 12.3	0.416(− 25), 0.319(0), 0.279(10)
2-Chloroethanol	38.9(20)		− 67.5 to 128.6	3.913(15)
Chloroform	29.91	0.1295	− 63.6 to 61.1	0.706(0), 0.596(15), 0.514(30)
1-Chloroheptane	28.94	0.0961	− 69 to 161	
1-Chlorohexane	28.32	0.1038		
1-Chloro-3-methylbutane	25.51	0.1076	− 104 to 99	
1-Chloro-2-methylpropane	24.40	0.1099	− 130.3 to 68.9	0.462(20), 0.373(40)
2-Chloro-2-methylpropane	20.06(15)	18.35(30)	− 26 to 50.8	0.543(15)
1-Chloronaphthalene	44.12	0.1035	− 2.3 to 259	2.940(25)
<i>o</i> -Chloronitrobenzene	48.10	0.1171	33 to 246	
<i>m</i> -Chloronitrobenzene	49.71	0.1417	44 to 236	
<i>p</i> -Chloronitrobenzene	45.84	0.1046	84 to 242	
1-Chlorooctane	29.64	0.0961	− 58 to 182	
1-Chloropentane	27.09	0.1076	− 99 to 108	0.580(20)
<i>o</i> -Chlorophenol	42.5	0.1122	9.8 to 175	3.589(25), 1.835(50), 1.131(75)
<i>m</i> -Chlorophenol	43.7	0.1009	33 to 214	11.55(25), 4.725(45), 4.041(50)
<i>p</i> -Chlorophenol	46.0	0.1049	43 to 220	4.99(50)
1-Chloropropane	24.41	0.1246	− 122.8 to 47	0.436(0), 0.372(15), 0.318(30)

TABLE 5.16 Viscosity and Surface Tension of Various Organic Substances (*Continued*)

Substance	Surface tension, $\text{mN} \cdot \text{m}^{-1}$		Liquid range, $^{\circ}\text{C}$	Viscosity, $\text{mN} \cdot \text{s} \cdot \text{m}^{-2}$
	<i>a</i>	<i>b</i>		
2-Chloropropane	21.37	0.0883	-117 to 36	0.401(0), 0.335(15), 0.299(30)
3-Chloro-1-propene	25.50	0.0946	-134.5 to 45	0.347(15)
<i>o</i> -Chlorotoluene			-35.6 to 159	1.267(25), 0.883(50), 0.662(75)
<i>m</i> -Chlorotoluene			-47.8 to 161.8	0.964(25), 0.710(50), 0.547(75)
<i>p</i> -Chlorotoluene	34.93	0.1082	7.5 to 162.4	0.837(25), 0.621(50), 0.483(75)
Chlorotrimethylsilane	19.51	0.0875	-40 to 57	
<i>o</i> -Cresol	39.43	0.1011	30 to 191	3.035(50), 1.562(75), 0.961(100)
<i>m</i> -Cresol	38.00	0.0924	12 to 202	12.9(25), 4.417(50), 2.093(75)
<i>p</i> -Cresol	38.58	0.0962	34.8 to 202	5.607(45)
Cycloheptanol	35.02	0.0923	2 to 185	
Cyclohexane	27.62	0.1188	6.6 to 80.7	0.980(20), 0.912(25), 0.650(50)
Cyclohexanol	35.33	0.0966	25.4 to 161	57.5(25), 41.07(30), 12.3(50)
Cyclohexanone	37.67	0.1242	-31 to 155.7	2.453(15), 1.803(30), 1.321(50)
Cyclohexene	29.23	0.1223	-103.5 to 83	0.882(0), 0.625(25), 0.467(50)
Cyclohexylamine	34.19	0.1188	-18 to 134	1.079(25), 0.692(50), 0.485(75)
Cyclooctane	32.02	0.1090	14.8 to 151.1	
Cyclopentane	25.53	0.1462	-94 to 50	0.555(0), 0.413(25), 0.321(50)
Cyclopentanol	35.04	0.1011	-19 to 140	0.439(20)
Cyclopentanone	35.55	0.1100	-51 to 130.6	
Cyclopentene	25.94	0.1495	-135.1 to 44.2	
<i>cis</i> -Decahydronaphthalene	32.18(20)	31.01(30)	-43 to 195.8	3.042(25), 1.875(50), 1.271(75)
<i>trans</i> -Decahydronaphthalene	29.89(20)	28.87(30)	-30.4 to 187.3	1.948(25), 1.289(50), 0.917(75)
Decamethylcyclopentasiloxane	19.56	0.0565	-38 to >101	
Decamethyltetrasiloxane	86.20(25)		-68 to 194	1.28(20)
Decane	25.67	0.0920	-29.7 to 174.1	1.277(0), 0.838(25), 0.598(50)
1-Decanol	30.34	0.0732	6.9 to 232	10.9(25), 4.590(50)
1-Decene	25.84	0.0919	-66 to 170.6	0.805(20)
Dibenzylamine	43.27	0.1086	-26 to 300	
Dibenzyl ether	38.2(35)		2 to 298	3.711(25)
<i>p</i> -Dibromobenzene	41.84	0.1007	87.3 to 220	
1,4-Dibromobutane	48.24	0.1190	-20 to 198	
1,2-Dibromoethane	42.85	0.1320	10 to 131.7	1.721(20), 1.286(40), 0.648(100)
1,2-Dibromopropane	36.81	0.1155	-55.5 to 142	1.5(25)
Dibromotetrafluoroethane	18.9(20)	18.1(25)	-110.5 to 47	0.72(25)
Dibutylamine	26.50	0.0952	-62 to 159.6	0.918(25), 0.619(50), 0.449(75)
Dibutyl decanedioate			-10 to 345	9.03(25)
Dibutyl ether	24.78	0.0934	-95 to 140	0.637(25), 0.466(50), 0.356(75)
Dibutyl maleate	32.46	0.0865	< -80 to 281	5.62(20), 4.76(25)
Dibutyl <i>o</i> -phthalate	33.40(20)		-35 to 340	19.91(20), 11.17(35), 7.85(45)
Dichloroacetic acid	37.8	0.0927	9 to 194	3.23(50), 1.92(75)
<i>o</i> -Dichlorobenzene	35.55(30)		-17 to 180.4	1.324(25), 0.962(50), 0.739(75)
<i>m</i> -Dichlorobenzene	38.30	0.1147	-24.8 to 173.1	1.044(25), 0.783(50), 0.628(75)
<i>p</i> -Dichlorobenzene	34.66	0.0879	53 to 174.1	0.839(55), 0.668(79)
1,4-Dichlorobutane	37.79	0.1174	-38 to 163	
1,1-Dichloroethane	27.03	0.1186	-97 to 57.3	0.505(15), 0.464(25), 0.362(50)
1,2-Dichloroethane	35.43	0.1428	-35.7 to 83.5	1.125(0), 0.779(25), 0.576(50)
1,1-Dichloroethylene			-122.6 to 31.6	0.442(0), 0.358(20)
<i>cis</i> -1,2-Dichloroethylene	28(20)		-80.1 to 60	0.785(-25), 0.575(0), 0.444(25)
<i>trans</i> -1,2-Dichloroethylene	25(20)		-49.8 to 48.7	0.522(-25), 0.398(0), 0.317(25)
2,2'-Dichloroethyl ether	40.57	0.1306	up to 178.5	2.41(20), 2.065(25)

TABLE 5.16 Viscosity and Surface Tension of Various Organic Substances (Continued)

Substance	Surface tension, $\text{mN} \cdot \text{m}^{-1}$		Liquid range, $^{\circ}\text{C}$	Viscosity, $\text{mN} \cdot \text{s} \cdot \text{m}^{-2}$
	<i>a</i>	<i>b</i>		
Dichloromethane	30.41	0.1284	-95 to 40	0.533(0), 0.449(15), 0.393(30)
2,4-Dichlorophenol	46.59	0.1221	42 to 210	
1,2-Dichloropropane	31.42	0.1240	-100 to 96	0.865(20), 0.700(25)
1,3-Dichloropropane	36.40	0.1233	-99.5 to 122	
2,2-Dichloropropane	23.60(20)	22.53(30)	-35 to 69	0.769(15), 0.619(30)
α,α -Dichlorotoluene	41.26	0.1035	-16 to 205	
Diethanolamine			28 to 269	368(30), 109.5(50), 28.7(75)
1,1-Diethoxyethane	23.46	0.1030	-100 to 102.2	
1,2-Diethoxyethane			-74 to 121.4	0.65(20)
Dimethoxymethane	23.87	0.1291	up to 88	
Diethylamine	22.71	0.1143	-50 to 55.5	
<i>N,N</i> -Diethylaniline	36.59	0.1040	-38 to 217	3.838(0), 1.15(50), 0.750(75)
Diethyl carbonate	28.62	0.1100	-43 to 126	0.868(15), 0.748(25)
Diethyl decanedioate	34.68	0.0959		
Diethyl ether	18.92	0.0908	-116 to 34.6	0.283(0), 0.224(25)
Diethyl ethyl phosphonate	30.63	0.0975	up to 198	1.627(15), 0.969(45), 0.743(65)
Di(2-ethylhexyl) <i>o</i> -phthalate			-50 to 384	33.67(35), 21.40(45)
Diethyl maleate	34.67	0.1039	-8.8 to 225.3	3.57(20), 3.14(25)
Diethyl 1,3-propanedioate (malonate)	33.91	0.1042	-49.9 to 199.3	2.15(20), 1.94(25)
Diethyl oxalate	34.32	0.1119	-40.6 to 185.4	2.311(15), 1.618(30)
Diethyl <i>o</i> -phthalate	38.47	0.0963	-40 to 295	9.18(35), 6.41(45)
Diethyl succinate	33.97	0.1041	-21 to 217.7	
Diethyl sulfate	35.47	0.0976	-25 to 208	
Diethyl sulfide	27.33	0.1106	-104 to 92.1	0.558(0), 0.422(25)
1,2-Dihydroxybenzene	47.6	0.0849	104 to 245.5	
1,3-Dihydroxybenzene	54.8	0.0717	110 to 276	
Diiodomethane	70.21	0.1613	6 to 181	
Diisobutylamine	24.00	0.0912	-77 to 139	
Diisopentyl ether	24.76	0.0871	up to 172.5	1.40(11), 1.012(20)
Diisopropylamine	21.03	0.1077	-61 to 83.5	0.393(25), 0.300(50), 0.237(75)
Diisopropyl ether	19.89	0.1048	-87 to 68	0.379(25)
1,2-Dimethoxybenzene	34.4	0.0642	22.5 to 206	3.281(25), 2.184(40)
1,1-Dimethoxyethane	23.90	0.1159	-113 to 64.5	
1,2-Dimethoxyethane	48.0(25)		-68 to 85	0.670(-10), 0.530(10), 0.455(25)
Dimethoxymethane	23.59	0.1199	-104.8 to 42	0.340(15), 0.325(20)
<i>N,N</i> -Dimethylacetamide	32.40(30)	29.50(50)	-20 to 165.5	1.956(25), 1.279(50), 0.896(75)
Dimethylamine	29.50	0.1265	-92 to 6.9	0.300(-25), 0.232(0)
<i>N,N</i> -Dimethylaniline	38.14	0.1049	2.5 to 194	1.300(25), 0.911(50), 0.675(75)
2,4-Dimethylaniline	39.34	0.0996	-14 to 214	
2,2-Dimethylbutane	18.29	0.0990	-100 to 49.7	0.351(25), 0.330(30)
2,3-Dimethylbutane	19.38	0.1000	-128 to 58	0.361(25), 0.342(30)
2,3-Dimethyl-1-butanol	26.22	0.0992	-14 to 118	
Dimethyl carbonate	31.94	0.1343	0.5 to 91	
1,1-Dimethylcyclopentane	23.78	0.1016	-70 to 87.5	
Dimethyl ether	14.97	0.1478	-141 to -24.9	
<i>N,N</i> -Dimethylformamide	36.76(20)	34.40(40)	-60 to 153	1.176(0), 0.794(25), 0.624(50)
2,4-Dimethylheptane	23.21	0.0929	< -100 to 133	
2,5-Dimethylheptane	23.21	0.0929	< -100 to 136	

TABLE 5.16 Viscosity and Surface Tension of Various Organic Substances (Continued)

Substance	Surface tension, $\text{mN} \cdot \text{m}^{-1}$		Liquid range, $^{\circ}\text{C}$	Viscosity, $\text{mN} \cdot \text{s} \cdot \text{m}^{-2}$
	<i>a</i>	<i>b</i>		
2,6-Dimethylheptane	22.17	0.0887	-103 to 135	
Dimethyl hexanedioate	38.26	0.1138	8 to >112	14(20)
Dimethyl maleate	40.73	0.1220	-19 to 202	3.54(20), 3.21(25)
Dimethyl malonate	39.72	0.1208	-62 to 181	
2,2-Dimethylpentane	19.94	0.0957	-124 to 79	
2,3-Dimethylpentane	21.96	0.0995	up to 90	0.406(20)
2,4-Dimethylpentane	20.09	0.0972	-120 to 80.4	0.361(20)
3,3-Dimethylpentane	21.59	0.0996	-135 to 86	
2,4-Dimethylphenol	34.57	0.0869	24.5 to 211	
2,5-Dimethylphenol	36.72	0.0850	74.5 to 211.5	1.55(80)
3,4-Dimethylphenol	35.75	0.0910	61 to 227	3.00(80)
3,5-Dimethylphenol	34.09	0.0807	64 to 222	2.42(80)
Dimethyl <i>o</i> -phthalate			5.5 to 284	14.4(25), 5.309(50), 2.824(75)
2,2-Dimethylpropane	12.05(20)	10.98(30)	-16.6 to 9.5	0.328(0), 0.303(5)
Dimethyl succinate	39.00	0.1191	19 to 196.4	
Dimethyl sulfate	41.26	0.1163	-31.8 to 188	
Dimethyl sulfide	26.07	0.0805	-98 to 37	0.356(0), 0.289(20), 0.265(36)
Dimethyl sulfite	36.48	0.1253	up to 127	0.715(30), 0.436(80)
Dimethyl sulfoxide	43.54(20)	42.41(30)	18.5 to 189	2.47(20), 1.192(55), 0.849(80)
1,4-Dioxane	36.23	0.1391	11.8 to 101.2	1.439(15), 1.087(30), 0.787(50)
Dipentyl ether	26.66	0.0925	-69 to 190	1.188(15), 0.922(30)
Dipentyl <i>o</i> -phthalate	32.56	0.0739		17.03(35), 11.51(45)
Dipentyl sulfide	29.55	0.0876		
Dipentylamine	45.36	0.1017	53 to 302	4.66 (55), 1.04(130)
Diphenyl ether	28.70	0.0780	27 to 258	2.130(50), 1.407(75), 1.023(100)
1,2-Dipropoxyethane	25.03	0.0972		
Dipropoxymethane	25.17	0.0953		
Dipropylamine	24.86	0.1022	-63 to 109	0.517(25), 0.377(50), 0.288(75)
Dipropyl carbonate	28.94	0.1015	up to 168	
Dipropylene glycol butyl ether	28.2(25)		up to >103	4.23(25)
Dipropylene glycol ethyl ether	27.7(25)			3.11(25)
Dipropylene glycol isopropyl ether	25.9(25)		up to 80	386(25)
Dipropylene glycol methyl ether	28.8(25)		-117 to 188	3.1(25)
Dipropyl ether	22.60	0.1047	-126 to 89.6	0.542(0), 0.396(25), 0.304(50)
Dodecane	27.12	0.0884	-10 to 216	2.277(0), 1.378(25), 0.930(50)
1-Dodecanol	31.25	0.0748	24 to 259	
Epichlorohydrin	39.76	0.1360	-26 to 117	1.20(25)
1,2-Epoxybutane	23.9(20)		-150 to 63	0.419(15), 0.358(30)
1,2-Ethanediamine	44.77	0.1398	11 to 117.3	1.54(20), 1.226(30)
1,2-Ethanediol	50.21	0.0890	-12.6 to 197.3	26.09(15), 13.55(30)
Ethanesulfonic acid	45.74	0.0824	-17 to >123	
Ethanesulfonyl chloride	43.43	0.1177	up to 177	
Ethanethiol	25.06	0.0793	-148 to 35	0.364(0), 0.287(25)
Ethanol	24.05	0.0832	-114 to 78	1.786(0), 1.074(25), 0.694(50)
Ethanolamine	51.11	0.1117	10.5 to 171	21.1(25), 8.560(50), 3.935(75)
Ethoxybenzene (phenetol)	35.17	0.1104	-29.5 to 170	1.364(15), 1.197(25), 0.817(50)
2-Ethoxyethanol	30.59	0.0897	-70 to 135	2.04(20), 1.85(25)
Ethyl acetate	26.29	0.1161	-84 to 77	0.578(0), 0.423(25), 0.325(50)

TABLE 5.16 Viscosity and Surface Tension of Various Organic Substances (Continued)

Substance	Surface tension, $\text{mN} \cdot \text{m}^{-1}$		Liquid range, $^{\circ}\text{C}$	Viscosity, $\text{mN} \cdot \text{s} \cdot \text{m}^{-2}$
	<i>a</i>	<i>b</i>		
Ethyl acetoacetate	34.42	0.1015	-45 to 181	1.419(20), 1.508(25)
Ethylamine	22.63	0.1372	-81 to 16.6	
<i>N</i> -Ethylaniline	39.00	0.1070	-63.5 to 203	2.047(25), 1.231(50), 0.825(75)
Ethylbenzene	31.48	0.1094	-95 to 136	1360.631(25), 0.482(50), 0.380(75)
Ethyl benzoate	37.16	0.1059	-35 to 212	2.407(15), 1.751(30)
Ethyl butanoate	26.55	0.1045	-98 to 121	0.771(15), 0.613(25)
2-Ethylbutanoic acid	26.3(20)		-14 to 194	3.3(20)
2-Ethyl-1-butanol	25.06(15)	24.32(25)	< -15 to 146	8.021(15), 5.892(25)
Ethyl carbamate			50 to 184	0.916(105), 0.715(120)
Ethyl chloroacetate	34.18	0.1177	-21 to 144	
Ethyl chloroformate	28.90	0.1084	-81 to 93	
Ethyl <i>trans</i> -cinnamate	39.99	0.1045	10 to 271	8.7(20)
Ethyl crotonate	29.31	0.1066	up to 138	
Ethyl cyanoacetate	38.80	0.1092	-22 to 206	3.256(15), 2.148(30)
Ethylcyclohexane	27.78	0.1054	-111 to 132	1.139(0), 0.784(25), 0.579(50)
Ethyl dichloroacetate	34.89	0.1158	up to 155	
Ethyl dodecanoate	30.05	0.0863	-10 to 271	
Ethylene carbonate			36 to 248	1.85(40)
Ethylenediamine	44.77	0.1398	11 to 117	1.540(18)
Ethylene glycol	50.21	0.0890	up to 198	26.09(15), 13.35(30), 6.554(50)
Ethyleneimine	7.9(20)		-78 to 56	0.418(25)
Ethylene oxide	27.66	0.1664	-111 to 10.6	0.3(0)
Ethyl formate	26.47	0.1315	-80 to 54	0.419(15), 0.358(30), 0.300(50)
Ethyl fumarate	33.90	0.1056	68 to > 148	
Ethylhexadecanoate	32.86	0.0859	22 to > 191	
Ethyl hexanoate	27.73	0.0960	up to 168	
2-Ethyl-1-hexanol	30.0(22)		-70 to 185	6.271(25), 2.631(50), 1.360(75)
Ethyl isobutanoate	25.33	0.1046	-88 to 110	
Ethyl isothiocyanate	38.69	0.1326	-6 to 132	
Ethyl lactate	30.72	0.0983	-26 to 155	2.44(25)
Ethyl 3-methylbutanoate	25.79	0.1006	-99 to 135	
Ethyl methyl ether	18.56	0.1317	-113 to 7.4	
Ethyl methyl sulfide	27.63	0.1286	-106 to 67	0.373(20), 0.354(25)
Ethyl nitrate	30.81	0.1345	-95 to 88	
3-Ethylpentane	22.52	0.1032	-119 to 93.5	
Ethyl pentanoate	27.15	0.0999	-91 to 145	0.847(20)
Ethyl propanoate	26.72	0.1168	-74 to 99	0.564(15), 0.473(30), 0.380(50)
Ethyl propyl ether	21.92	0.1054	-79 to 63	0.401(0), 0.323(20), 0.225(60)
Ethyl salicylate	31.00	0.1091	2 to 234	1.772(45)
Ethyl thiocyanate	37.28	0.1226	up to 145	
<i>o</i> -Ethyltoluene	32.33	0.1060	-81 to 165	
<i>p</i> -Ethyltoluene	30.98	0.1075	-62 to 162	
Ethyl trichloroacetate	32.97	0.1073	up to 168	
Fluorobenzene	29.67	0.1204	-42 to 85	0.620(15), 0.517(30), 0.423(50)
1-Fluorohexane	23.41	0.1001	-103 to 93	
1-Fluoropentane	22.81	0.1315	-120 to 63	
<i>o</i> -Fluorotoluene			-62 to 115	0.680(20), 0.601(30)
<i>m</i> -Fluorotoluene	32.31	0.1257	-87 to 115	0.608(20), 0.534(30)
<i>p</i> -Fluorotoluene	30.44	0.1109	-56 to 117	0.622(20), 0.522(30)

TABLE 5.16 Viscosity and Surface Tension of Various Organic Substances (Continued)

Substance	Surface tension, $\text{mN} \cdot \text{m}^{-1}$		Liquid range, $^{\circ}\text{C}$	Viscosity, $\text{mN} \cdot \text{s} \cdot \text{m}^{-2}$
	<i>a</i>	<i>b</i>		
Formamide	59.13	0.0842	2.6 to 220	4.320(15), 2.296(30), 1.833(50)
Formanilide	44.30	0.0875	47 to 271	1.65(120)
Formic acid	39.87	0.1098	8 to 101	1.966(15), 1.607(25), 1.030(50)
Furan	24.10(20)	23.38(25)	-86 to 31	0.380(20), 0.361(25)
2-Furancarboxaldehyde	46.41	0.1327	-36.5 to 162	2.501(0), 1.587(25), 1.143(50)
2-Furanmethanol	ca. 38(20)		-31 to 171	4.62(25)
Glycerol	63.14(17)	62.5(25)	18 to 290	934(25), 152(50), 39.8(75)
Glycerol tris(acetate)	37.88	0.081		
Glycerol tris(nitrate)	55.74	0.2504	13 to >160	36.0(20), 13.6(40)
Glycerol tris(oleate)	36.03	0.0699	-5 to >233	
Glycerol tris(palmitate)	32.26	0.0672	65 to 320	
Glycerol tris(sterate)	32.73	0.0685		
Heptanal	28.64	0.0920	-43 to 153	0.977(15)
Heptane	22.10	0.0980	-91 to 98	0.523(0), 0.416(20), 0.341(40)
Heptanoic acid	29.88	0.0848	-8 to 222	3.84(25), 2.282(50), 1.488(75)
1-Heptanol			-34 to 176	8.53(15), 5.810(25), 2.603(50)
2-Heptanol			up to 159	3.955(25), 1.799(50), 0.987(75)
3-Heptanol			-70 to 157	1.957(50), 0.976(75), 0.584(100)
4-Heptanol				4.207(25), 1.695(50), 0.882(75)
2-Heptanone	28.76	0.1056	-35 to 151	0.854(15), 0.686(30), 0.407(50)
4-Heptanone	28.11	0.1060	-32 to 143.7	0.736(20)
1-Heptene	22.28	0.0991	-120 to 93.6	0.441(0), 0.340(25), 0.273(50)
Heptylamine	25.96	0.0783	-23 to 156	1.314(25), 0.865(50), 0.600(75)
Hexadecane	29.18	0.0854	18.2 to 286.8	3.032(25), 1.879(50), 1.260(75)
1,5-Hexadiene	20.93	0.1028	-140.7 to 59.5	0.275(20), 0.244(36)
Hexafluorobenzene	22.6(20)		5.1 to 80.3	2.789(25), 1.730(50), 1.151(75)
Hexamethyldisiloxane	17.01	0.0763	-67 to 101	
Hexamethylphosphoramide	33.8(20)		7 to 232	3.47(20)
Hexane	20.44	0.1022	-95.4 to 68.7	0.405(0), 0.313(20), 0.271(40)
Hexanenitrile	29.64	0.0907	-80 to 163.6	1.041(15), 0.830(30), 0.650(50)
Hexanoic acid	28.05(20)	27.55(25)	-3 to 205	3.525(15), 2.511(30)
1-Hexanol	27.81	0.0801	-44.6 to 157.5	6.203(15), 3.872(30), 2.271(50)
2-Hexanone	28.18	0.1092	-55.5 to 127.6	0.584(25), 0.429(50), 0.329(75)
1-Hexene	20.47	0.1027	-140 to 63.5	0.326(0), 0.252(25), 0.202(50)
Hexyl acetate	28.44	0.0970	-81 to 171	
4-Hydroxy-4-methyl-2-pentanone	31.0(20)		-44 to 168	6.621(0), 2.798(25), 1.829(50)
Iodobenzene	41.52	0.1123	-31 to 188	1.554(25), 1.117(50), 0.854(75)
1-Iodobutane	30.82	0.1031	-103.5 to 131	
2-Iodobutane	30.32	0.1056	-104 to 120	
Iodoethane	31.67	0.1286	-111 to 72.4	0.617(15), 0.540(30), 0.444(50)
1-Iodoheptane	32.18	0.0887	-48 to 204	
1-Iodohexadecane	34.49	0.0880	23 to >207	
1-Iodohexane	31.63	0.0845	up to 180	
Iodomethane	33.42	0.1234	-66.5 to 42.5	0.594(0), 0.500(20), 0.424(40)
1-Iodo-2-methylpropane	30.26	0.1072	-93.5 to 121	0.875(20), 0.697(40)
1-Iodoctane	32.51	0.0915	-46 to 226	
1-Iodopentane	31.41	0.1014	-85 to 155	
1-Iodopropane	31.64	0.1136	-101 to 102.6	0.837(15), 0.670(30), 0.541(50)

TABLE 5.16 Viscosity and Surface Tension of Various Organic Substances (Continued)

Substance	Surface tension, $\text{mN} \cdot \text{m}^{-1}$		Liquid range, $^{\circ}\text{C}$	Viscosity, $\text{mN} \cdot \text{s} \cdot \text{m}^{-2}$
	<i>a</i>	<i>b</i>		
2-Iodopropane	29.35	0.1107	-90 to 89.5	0.732(15), 0.620(30), 0.506(50)
<i>p</i> -Iodotoluene	39.23	0.0965	up to 211	
α -Ionone	34.10	0.0949	> 124	
β -Ionone	35.36	0.0950	> 128	
Isobutanenitrile	24.93(20)	23.84(30)	-71.5 to 104	0.551(15), 0.456(30)
Isobutyl acetate	25.59	0.1013	-99 to 116.5	0.676(25), 0.493(50), 0.370(75)
Isobutylamine	24.48	0.1092	-86.6 to 68	0.770(0), 0.571(25), 0.367(50)
Isobutylbenzene	29.39	0.0961	-51.5 to 172.8	
Isobutyl formate	26.14	0.1122	-95.5 to 98.4	0.680(20)
Isobutyl propanoate	30.92	0.1270	-71 to 137	
Isopentyl acetate	26.75	0.0989	-78.5 to 142	0.872(20), 0.790(25)
Isophorone			-8.1 to 215.2	4.201(0), 2.329(25), 1.415(50)
Isopropyl acetate	24.44	0.1072	-73 to 89	0.559(20)
Isopropylamine	19.91	0.0972	-95 to 31.7	0.454(0), 0.325(25)
Isopropylbenzene	30.32	0.1054	-96 to 154	1.075(0), 0.737(25), 0.547(50)
Isopropyl formate	24.56	0.1147		0.512(20)
Lactonitrile	38.31	0.0960	-40 to > 103	2.01(30)
D -Limonene	29.50	0.0929	-96.5 to 178	
(\pm)-Mandelonitrile	45.90	0.0988	-10 to 170	
Methacrylic acid	26.5(25)		16 to 163	1.32(20)
Methacrylonitrile	24.4(20)		-35.8 to 90.3	0.392(20)
Methanesulfonic acid	52.28	0.0893	20 to > 167	
Methanethiol	28.09	0.1696	-123 to 6.0	
Methanol	24.00	0.0773	-97.7 to 64.7	0.793(0), 0.676(10), 0.544(25)
<i>o</i> -Methoxybenzaldehyde	45.34	0.1105	37 to 238	
<i>p</i> -Methoxybenzaldehyde	44.69	0.1047	-1 to 248	
Methoxybenzene	38.11	0.1204	-37.5 to 153.8	1.152(15), 1.056(25), 0.747(50)
2-Methoxyethanol	33.30	0.0984	-85.1 to 124	1.71(20), 1.60(25)
2-(2-Methoxyethoxy)ethanol	34.8(25)	29.9(75)	-50 to 194	3.48(25), 1.61(60)
1-Methoxy-2-nitrobenzene	48.62	0.1185	10.5 to 277	
<i>o</i> -Methoxyphenol	41.2	0.0943	28 to 205	
<i>p</i> -Methoxytoluene	36.20	0.1071	up to 174	
<i>N</i> -Methylacetamide	33.67(30)	30.62(50)	30.6 to 206	3.88(30), 2.54(45)
Methyl acetate	27.95	0.1289	-98 to 57	0.477(0), 0.364(25), 0.284(50)
Methyl acetoacetate	34.98	0.0944	27.5 to 171.7	
Methyl acrylate			-76.5 to 80.2	1.398(20)
Methylamine	22.87	0.1488	-93.5 to -6.3	0.319(-25)
<i>N</i> -Methylaniline	39.32	0.0970	-57 to 196	2.042(25), 1.222(50), 0.825(75)
<i>o</i> -Methylaniline				3.823(25), 1.936(50), 1.198(75)
<i>m</i> -Methylaniline				3.306(25), 1.679(50), 1.014(75)
Methyl benzoate	40.10	0.1171	-15 to 199.5	2.298(15), 0.206(20), 1.673(30)
2-Methyl-1,2-butadiene				0.266(0.3), 0.233(20)
2-Methylbutane	17.20	0.1103	up to 30	0.376(-25), 0.277(0), 0.214(25)
Methyl butanoate	27.48	0.1145	-85.8 to 103	0.580(20), 0.459(40), 0.406(50)
3-Methylbutanoic acid	27.28	0.0886	-29.3 to 176.5	2.731(15), 2.411(20)
2-Methyl-1-butanol	21.5(25)		< -70 to 128	5.50(20), 4.453(25), 1.963(50)
2-Methyl-2-butanol	24.18	0.0748	-9.0 to 102.0	5.48(15), 2.81(30)
3-Methyl-1-butanol	25.76	0.0820	-117 to 131	4.81(15), 2.96(30), 1.842(50)
3-Methyl-2-butanol	23.0(25)		up to 112.9	3.51(25)

TABLE 5.16 Viscosity and Surface Tension of Various Organic Substances (Continued)

Substance	Surface tension, $\text{mN} \cdot \text{m}^{-1}$		Liquid range, $^{\circ}\text{C}$	Viscosity, $\text{mN} \cdot \text{s} \cdot \text{m}^{-2}$
	<i>a</i>	<i>b</i>		
2-Methyl-1-butene	18.81	0.1148	− 137.6 to 31	
2-Methyl-2-butene	19.70	0.1271	− 133.8 to 38.6	
3-Methyl-1-butene	16.42	0.1031	− 168 to 20	
2-Methylbutyl acetate	26.75	0.0989	− 99 to 117	0.872(20)
3-Methylbutyronitrile	27.58	0.0827	− 101 to 129	
Methyl chloroacetate	37.90	0.1304	− 32 to 130	
Methyl cyanoacetate	41.32	0.1074	− 22.5 to 201	3.824(50), 3.398(55), 2.687(65)
Methylcyclohexane	26.11	0.1130	− 126.6 to 100.9	0.679(25), 0.501(50), 0.390(75)
<i>cis</i> -2-Methylcyclohexanol	32.45	0.0770 (mixed isomers)	7 to 165	18.08(25), 13.60(30)
<i>trans</i> -2-Methylcyclohexanol			− 2 to 167.5	37.13(25), 25.14(30)
<i>cis</i> -3-Methylcyclohexanol	29.08	0.0629 (mixed isomers)	− 6 to 168	19.7(25), 17.23(30)
<i>trans</i> -3-Methylcyclohexanol	28.80(30)		− 0.5 to 167	25.62(16), 15.60(30)
<i>cis</i> -4-Methylcyclohexanol	29.07	0.0690 (mixed isomers)	− 9.2 to 173	
2-Methylcyclohexanone	34.06	0.1027	up to 162	
3-Methylcyclohexanone	33.06	0.0925	up to 169	
4-Methylcyclohexanone	32.83	0.0935	up to 171	
Methylcyclopentane	24.63	0.1163	− 142.2 to 71.8	0.653(0), 0.478(25), 0.364(50)
Methyl decanoate	30.33	0.0912	− 18 to 223	
Methyl dichloroacetate	37.00	0.1219	− 52 to 143	
Methyl dodecanoate	31.37	0.0893	4.8 to 262	
<i>N</i> -Methylformamide	37.96(30)	35.02(50)	− 4 to 199.5	1.678(25), 1.155(50), 0.824(75)
Methyl formate	28.29	0.1572	− 99 to 31.7	0.424(0), 0.360(15), 0.325(25)
Methyl heptanoate	28.95	0.0987	− 55.8 to 173.5	
4-Methyl-3-heptanol			− 123 to 170	1.085(25), 0.702(50), 0.497(75)
5-Methyl-3-heptanol			− 91 to 172	1.178(25), 0.762(50), 0.536(75)
Methyl hexadecanoate (palmitate)	31.50	0.0775	32 to > 196	
2-Methylhexane	21.22	0.0966	− 118 to 90	0.378(20)
3-Methylhexane	21.73	0.0970	− 119 to 92	0.372(20), 0.350(25)
Methyl hexanoate	28.47	0.1045	− 71 to 151	
Methyl isobutanoate	25.99	0.1131	− 84.7 to 92.5	0.672(0), 0.523(20), 0.419(40)
1-Methyl-4-isopropylbenzene (<i>p</i> -cymene)	28.83	0.0877		3.402(20)
Methyl methacrylate	28- 29(30)		− 48 to 100	0.632(20)
1-Methylnaphthalene	39.96	0.0934	− 30.4 to 245	
Methyl octadecanoate	32.20	0.0775	38 to > 215	
2-Methyloctane	23.76	0.0940	− 80.3 to 143.2	
4-Methyloctane	24.22	0.0940	− 113 to 142	
Methyl octanoate	29.93	0.1002	− 40 to 192.9	
Methyl oleate	31.3(25)	25.4(100)	− 19.9 to > 218	4.88(20)
2-Methylpentane	19.37	0.0997	− 154 to 60.3	0.372(0), 0.286(25), 0.226(50)
3-Methylpentane	20.26	0.1060	− 163 to 63	0.395(0), 0.307(25), 0.292(30)

TABLE 5.16 Viscosity and Surface Tension of Various Organic Substances (Continued)

Substance	Surface tension, $\text{mN} \cdot \text{m}^{-1}$		Liquid range, $^{\circ}\text{C}$	Viscosity, $\text{mN} \cdot \text{s} \cdot \text{m}^{-2}$
	<i>a</i>	<i>b</i>		
4-Methylpentanenitrile	28.89	0.0917	-51.1 to 156.5	0.980(20), 0.843(30)
Methyl pentanoate	27.85	0.1044	up to 128	0.713(20)
2-Methyl-1-pentanol	26.98	0.0819	up to 148	
3-Methyl-1-pentanol	26.92	0.0789	up to 153	
4-Methyl-1-pentanol	25.93	0.0743	up to 152	
2-Methyl-2-pentanol	25.07	0.0861	-103 to 121	
3-Methyl-2-pentanol	27.14	0.0919	up to 134	
4-Methyl-2-pentanol	24.67	0.0821	-90 to 122	4.074(25)
2-Methyl-3-pentanol	26.43	0.0914	up to 126	
3-Methyl-3-pentanol	25.48	0.0888	-23.6 to 123	
4-Methyl-2-pentanone	23.64(20)	19.62(60)	-84 to 116.5	0.585(20), 0.522(30), 0.406(50)
Methyl phenyl sulfide	42.81	0.1238	-15 to 188	
<i>N</i> -Methyl propanamide	31.29(20)	29.12(50)	-43 to >146	6.06(20), 4.58(30), 3.56(40)
2-Methylpropanenitrile			-72 to 108	0.551(15), 0.456(30)
Methyl propanoate	27.58	0.1258	-88 to 80	0.581(0), 0.431(25), 0.333(50)
2-Methylpropanoic acid	25.55(20)	25.13(25)	-47 to 154	1.857(0), 1.226(25), 0.863(50)
2-Methyl-1-propanol	24.53	0.0795	-108 to 108	4.70(15), 2.876(30)
2-Methyl-2-propanol	20.02(15)	19.10(30)	25.8 to 82.4	1.421(50), 0.678(75)
2-Methylpropene	14.84	0.1319	-140 to -6.9	
1-Methylpropyl acetate	25.72	0.1054		
2-Methyl-1-propylamine	24.48	0.1092	-87 to 68	21.7(25)
2-Methylpropyl formate	26.14	0.1122	-96 to 98	0.680(20)
2-Methylpyridine	36.11	0.1243	-66.7 to 129	0.805(20), 0.710(30)
3-Methylpyridine	37.35	0.1153	-18.3 to 144	
4-Methylpyridine	37.71	0.1141	3.8 to 145	
<i>N</i> -Methyl-2-pyrrolidinone			-24.4 to 202	1.666(25)
Methyl salicylate	42.15	0.1174	-8 to 223	1.102(75), 0.815(100)
Methyl tetradecanoate	31.00	0.0800	18.4 to 323	
2-Methyltetrahydrofuran			< -75 to 78	0.777(-20), 0.601(0), 0.536(10)
Methyl thiocyanate	40.66	0.1305	-5 to 133	64.3(0)
Morpholine	37.63(20)	36.24(30)	-4.9 to 128	2.53(15), 1.79(30), 1.247(50)
Naphthalene			80 to 217.7	0.967(80), 0.780(100)
<i>p</i> -Nitroaniline	60.62	0.0923	147 to 332	
Nitrobenzene	48.62	0.1185	5.8 to 210.8	2.165(15), 1.863(25), 1.262(50)
Nitroethane	35.27	0.1255	-90 to 114	0.940(0), 0.688(25), 0.526(50)
Nitromethane	40.72	0.1678	-28.4 to 101.2	0.692(15), 0.596(30), 0.481(50)
1-Nitro-2-methoxybenzene	48.62	0.1185	95 to 273	
<i>o</i> -Nitrophenol	47.35	0.1174	45 to 216	2.343(45)
1-Nitropropane	32.62	0.1009	-108 to 131.1	0.798(25), 0.589(50), 0.460(75)
2-Nitropropane	32.18	0.1158	-91.3 to 120.3	0.750(25)
<i>o</i> -Nitrotoluene	44.10	0.1174	-10 to 222	2.37(20), 1.63(40)
<i>m</i> -Nitrotoluene	43.54	0.1118	15.5 to 231.9	0.233(20), 1.60(40)
<i>p</i> -Nitrotoluene	42.26	0.0974	52 to 238	1.20(60)
Nonane	24.72	0.0935	-53.5 to 150.8	0.964(0), 0.666(25), 0.488(50)
Nonanoic acid			12.5 to 254.5	7.011(25), 3.712(50), 2.234(75)
1-Nonanol	29.79	0.0789	-5.5 to 215	14.3(20), 9.123(25), 4.032(50)
5-Nonanone	28.72	0.0975	-50 to 187	1.199(25), 0.834(50), 0.619(75)
1-Nonene	24.90	0.0938	-81 to 146	0.620(20), 0.586(25)
Octadecane	29.98	0.0843	28.1 to 316.3	2.487(50), 1.609(75), 1.132(100)

TABLE 5.16 Viscosity and Surface Tension of Various Organic Substances (Continued)

Substance	Surface tension, $\text{mN} \cdot \text{m}^{-1}$		Liquid range, $^{\circ}\text{C}$	Viscosity, $\text{mN} \cdot \text{s} \cdot \text{m}^{-2}$
	<i>a</i>	<i>b</i>		
Octamethylcyclotetrasiloxane	20.19	0.0811	17 to 176	2.20(20)
Octane	23.52	0.0951	-56.8 to 125.7	0.546(20), 0.433(40), 0.355(60)
Octanenitrile	29.61	0.0802	-45.6 to 205	1.811(15), 1.356(30)
Octanoic acid	29.21(20)	28.7(25)	16.6 to 239	5.020(25), 2.656(50), 1.654(75)
1-Octanol	29.09	0.0795	-15.5 to 195	10.64(15), 6.125(30), 3.232(50)
2-Octanol	27.96	0.0820	-31.6 to 180	
1-Octene	23.68	0.0958	-102 to 121	0.470(20), 0.447(25)
Oleic acid	32.80(20)	27.94(90)	13.4 to 360	38.80(20), 27.64(25)
4-Oxopentanoic acid	41.69	0.0763	33 to 246	
Paraldehyde	28.28	0.1062	12.6 to 124	1.079(25), 0.692(50), 0.485(75)
Parathion	39.2(25)		6 to 375	15.30(25)
Pentachloroethane	37.09	0.1178	-29.9 to 160	2.741(15), 2.070(30), 1.491(50)
Pentadecane	28.78	0.0857	9.9 to 270	2.814(22)
Pentanal	27.96	0.1010	-92 to 103	
Pentane	18.25	0.1121	-129.7 to 36.0	0.351(-25), 0.274(0), 0.224(25)
1,5-Pentanediol	43.2(20)		-18 to 239	128(20)
2,4-Pentanedione	33.28	0.1144	-23.1 to 138	0.6(20)
Pentanenitrile	27.44(20)	26.33(30)	-92 to 141.3	0.779(15), 0.637(30)
Pentanoic acid	28.90	0.0887	-33.7 to 186	2.359(15), 1.774(30), 0.979(70)
1-Pentanol	27.54	0.0874	-79 to 137.5	4.650(15), 3.619(25), 1.820(50)
2-Pentanol	25.96	0.1004	-73 to 119.3	5.130(15), 2.780(30), 1.447(50)
3-Pentanol	24.60(20)	23.76(30)	-69 to 116	7.337(15), 3.306(30), 1.473(50)
2-Pentanone	24.89	0.0655	-76.8 to 102	0.641(0), 0.473(25), 0.362(50)
3-Pentanone	27.36	0.1047	-39.0 to 102	0.592(0), 0.444(25), 0.345(50)
1-Pentene	18.20	0.1099	-165 to 30.1	0.313(-25), 0.241(0), 0.195(25)
<i>cis</i> -2-Pentene	19.71	0.1172	-151 to 37.0	
<i>trans</i> -2-Pentene	18.90	0.0997	-140 to 36.3	
Pentyl acetate	27.66	0.0994	-70.8 to 149.2	0.924(20), 0.862(25)
Pentylamine	24.4(13)		-55 to 104	1.030(0), 0.702(25), 0.493(50)
Phenol	43.54	0.1069	41 to 182	3.437(50), 1.784(75), 1.099(100)
2-Phenylacetamide	46.26	0.0788	157 to bp	
Phenyl acetate			<45 to 196	1.799(45)
Phenylacetonitrile	44.57	0.1155	-23.8 to 233.5	1.93(25)
1-Phenylethanol	42.88	0.1038	20 to 204	
Phenylhydrazine	48.14	0.1292	19.5 to 243	13.0(25), 4.553(50), 1.850(75)
Phenyl isothiocyanate	42.73	0.1086	-30 to 163	
Phenyl salicylate	45.20	0.0976	44 to >173	
(\pm)- α -Pinene	28.35	0.0944	-64 to 156	1.61(25)
<i>L</i> - β -Pinene	28.26	0.0934	-61 to 166	1.70(20), 1.41(25)
Piperidine	31.79	0.1153	-11 to 106	1.573(25), 0.958(50), 0.649(75)
1,2-Propanediol (see propylene glycol)				
1,3-Propanediol	47.43	0.0903	-27 to 214	56.0(20), 18.0(40)
Propanenitrile (propionitrile)	29.63	0.1153	-92.8 to 97.2	0.294(25), 0.240(50), 0.202(75)
1-Propanethiol	27.38	0.1272	-113 to 68	0.503(0), 0.385(25)
2-Propanethiol	24.26	0.1174	-131 to 52.6	0.477(0), 0.357(25), 0.280(50)
Propanoic acid	28.68	0.0993	-20.5 to 141.1	1.030(25), 0.749(50), 0.569(75)
Propanoic anhydride	30.30(20)	29.70(25)	-45 to 170	1.144(20), 1.061(25)
1-Propanol	25.26	0.0777	-127 to 97.2	2.522(15), 1.722(30), 1.107(50)

TABLE 5.16 Viscosity and Surface Tension of Various Organic Substances (*Continued*)

Substance	Surface tension, $\text{mN} \cdot \text{m}^{-1}$		Liquid range, $^{\circ}\text{C}$	Viscosity, $\text{mN} \cdot \text{s} \cdot \text{m}^{-2}$
	<i>a</i>	<i>b</i>		
2-Propanol	22.90	0.0789	− 89.5 to 82.4	2.859(15), 1.765(30), 1.028(50)
2-Propen-1-ol (allyl alcohol)	27.53	0.0902	− 129 to 98	1.363(20), 0.914(40)
Propionaldehyde (propanal)			− 81 to 48	0.357(15), 0.321(25)
Propionamide	39.05	0.0909	79 to 222.2	
Propyl acetate	26.60	0.1120	− 93 to 101.6	0.768(0), 0.544(25), 0.406(50)
Propylamine	24.86	0.1243	− 83 to 42.2	0.376(25)
Propylbenzene	31.13	0.1075	− 99.2 to 159.2	
Propyl benzoate	36.55	0.1069	− 51.6 to 98	
Propyl butanoate	27.06	0.1000	− 95 to 143	0.831(20)
1,2-Propylene glycol			− 60 to 188	40.4(0), 11.3(25), 4.770(50)
Propyleneimine			up to 66	0.491(25)
1,2-Propylene oxide			− 112 to 34	0.327(20), 0.28(25)
Propyl formate	26.77	0.1119	− 92.9 to 80.9	0.669(0), 0.574(20), 0.417(40)
Propyl isobutanoate	25.83	0.1015	up to 135	0.831(20)
Propyl nitrate	29.67	0.1237	− 100 to 110.1	
Propyl pentanoate	27.72	0.0984	− 75.9 to 122.5	1.053(20)
Propyl propanoate	26.85	0.1059	− 76 to 122.5	0.673(20)
Propyne	14.51	0.1482	− 102.8 to − 23.2	
2-Propyn-1-ol	38.59	0.1270	− 51.8 to 114	1.68(20)
Pyridazine	50.55	0.1036	− 8 to 208	
Pyridine	39.82	0.1306	− 41.6 to 115.2	1.361(0), 0.879(25), 0.637(50)
Pyrimidine	32.85	0.1010	22 to 124	
Pyrrole	39.81	0.1100	− 23.4 to 130	2.085(0), 1.225(25), 0.828(50)
Pyrrolidine	31.48	0.0900	− 58 to 86.5	1.071(0), 0.704(25), 0.512(50)
2-Pyrrolidone			25 to 251	13.3(25)
Quinoline	45.25	0.1063	− 15 to 237	3.337(25), 1.892(50), 1.201(75)
Salicylaldehyde	45.38	0.1242	− 7 to 197	2.90(20), 1.71(30), 1.669(45)
Squalane			− 38 to 350	6.08(20)
Squalene			− 75 to > 285	12(25)
Stearic acid			67 to > 184	11.6(70)
Styrene	32.0(20)	30.98(30)	− 31 to 145	1.050(0), 0.696(25), 0.507(50)
Succinonitrile	53.26	0.1079	54.5 to 266	2.591(60), 2.008(75)
1,1,2,2-Tetrabromoethane	52.37	0.1463	0 to 243.5	13.50(11), 9.797(20)
1,1,2,2-Tetrachlorodifluoroethane	26.13	0.1133	26.0 to 92.8	1.21(25), 1.208(30)
1,1,2,2-Tetrachloroethane	38.75	0.1268	− 70.2 to 130.5	1.844(15), 1.456(30)
Tetrachloroethylene	32.86(15)	31.27(30)	− 22 to 121	1.932(15), 0.798(30), 0.654(53)
Tetradecane	28.30	0.0869	5.5 to 253.6	2.128(25), 1.376(50), 0.953(75)
Tetradecanoic acid	33.90	0.0932	54 to > 250	
1-Tetradecanol	32.72	0.0703	39.5 to 289	
Tetraethylene glycol	45(25)		− 6 to 328	44.9(25)
Tetraethyl lead	30.50	0.0969	− 136 to > 85	
Tetraethylsilane	25.22	0.1079	− 82 to 154.7	
Tetraethyl silicate	23.63	0.0979	− 82.5 to 169	
Tetrahydrofuran	26.5(25)		− 108.5 to 65	0.605(0), 0.460(25), 0.359(50)
2,5-Tetrahydrofurandimethanol			< − 50 to 265	225(25)
Tetrahydro-2-furanmethanol	39.96	0.1008	< − 80 to 178	6.24(20)
1,2,3,4-Tetrahydronaphthalene	35.55	0.0954	− 35.8 to 207.6	2.202(20), 2.003(25)
Tetrahydropyran			− 45 to 88	0.826(20), 0.764(25)

TABLE 5.16 Viscosity and Surface Tension of Various Organic Substances (Continued)

Substance	Surface tension, $\text{mN} \cdot \text{m}^{-1}$		Liquid range, °C	Viscosity, $\text{mN} \cdot \text{s} \cdot \text{m}^{-2}$
	<i>a</i>	<i>b</i>		
Tetrahydropyran-2-methanol	34.1(25)		-70 to 187	11.0(20)
Tetrahydrothiophene-1,1-dioxide (sulfolane)	35.5(30)		27.6 to 287.3	9.87(30), 6.280(50), 3.818(75)
Tetrahydrothiophene oxide				52(30), 19(80)
Thiacyclohexane	36.06(20)	33.74(40)		
Thiacyclopentane	38.44	0.1342		1.042(20), 0.971(25)
2,2'-Thiodiethanol	53.8(20)		-10.2 to 282	65.2(20)
Thiophene	34.00	0.1328	-39.4 to 84	0.871(0), 0.662(20), 0.353(82)
Thymol	33.95	0.0821	49 to 232	
Toluene	30.90	0.1189	-94.9 to 110.6	0.623(15), 0.523(30), 0.424(50)
<i>p</i> -Toluenesulfonyl chloride	42.41	0.0903	67 to >134	
<i>o</i> -Toluidine	42.87	0.1094	-16.5 to 200	5.195(15), 4.39(20)
<i>m</i> -Toluidine	40.33	0.0979	-31 to 203	4.418(15), 2.741(30)
<i>p</i> -Toluidine	39.58	0.0957	43.8 to 200	1.945(45), 1.557(60)
<i>m</i> -Tolunitrile	38.85	0.1013	-23 to 210	
<i>p</i> -Tolunitrile	39.79	0.1100	29.5 to 85	
Tribenzylamine	42.41	0.0953	91-94 to bp	
Tribromomethane	48.14	0.1308	8.1 to 149.6	2.152(15), 1.741(30), 1.367(50)
1,2,3-Tribromopropane	47.99	0.1267	16.5 to 220	
Tributylamine	26.47	0.0831	-70 to 216	1.35(25)
Tributyl borate	26.2(20)	25.8(25)	< -70 to 234	1.776(20), 1.601(25)
Tributyl phosphite	27.57	0.0865	up to >125	1.9(25)
Tributyl phosphate	28.71	0.0666	-79 to 289	11.1(15), 3.39(25)
Trichloroacetaldehyde	27.66	0.1197	-57.5 to 97.8	
Trichloroacetic acid	35.4	0.0895	57.5 to 196.5	
1,1,1-Trichloroethane	28.28	0.1242	-30.4 to 74	0.903(15), 0.725(30), 0.578(50)
1,1,2-Trichloroethane	37.40	0.1351	-37 to 114	0.119(20), 0.110(25)
Trichloroethylene	29.5(20)	28.8(25)	-84.8 to 87	0.703(0), 0.545(25), 0.444(50)
Trichlorofluoromethane	18(25)		-111 to 23.8	0.740(-25), 0.539(0)
2,4,6-Trichlorophenol	43.13	0.0955	69 to 246	
1,2,3-Trichloropropane	37.8(20)	37.05(25)	-14.7 to 157	
Trichlorosilane	20.43	0.1076	-127 to 32	0.332(20), 0.316(25)
α, α, α -Trichlorotoluene			-5 to 223	3.07(10), 2.55(17)
1,1,2-Trichloro-1,2,2-trifluoroethane	17.75(20)	16.56(30)	-35 to 47.7	0.711(20), 0.627(30)
Tridecane	27.73	0.0872	-5 to 235	2.909(0), 1.724(25), 1.129(50)
1-Tridecene	28.01	0.0884	-13 to 232.8	
Triethanolamine			20.5 to 335.4	609(25), 114(50), 31.5(75)
Triethylamine	22.70	0.0992	-114.7 to 88.8	0.455(0), 0.347(25), 0.273(50)
Triethylene glycol	47.33	0.0880	-7 to 285	49.0(20), 8.5(60)
Triethyl phosphate	31.81	0.0928	-56 to 215	1.684(40), 1.376(55)
Triethyl phosphite	25.73	0.0878	up to 156	0.72(25)
Trifluoroacetic acid	15.64	0.1844	-15.3 to 73	0.926(20), 0.808(25), 0.571(50)
2,2,2-Trifluoroethanol	20.6(33)		-43.5 to 74	1.996(20)
Trimethylamine	16.24	0.1133	-117 to 2.9	0.321(-33.5)
1,2,3-Trimethylbenzene	30.91	0.1040	-25.4 to 176.1	
1,2,4-Trimethylbenzene	31.76	0.1025	-43.9 to 169	0.894(15), 0.730(30)
1,3,5-Trimethylbenzene	29.79	0.0897	-44.7 to 165	1.154(20)
2,2,3-Trimethylbutane	20.70	0.0973	-24.9 to 80.9	0.579(20)

TABLE 5.16 Viscosity and Surface Tension of Various Organic Substances (*Continued*)

Substance	Surface tension, $\text{mN} \cdot \text{m}^{-1}$		Liquid range, $^{\circ}\text{C}$	Viscosity, $\text{mN} \cdot \text{s} \cdot \text{m}^{-2}$
	<i>a</i>	<i>b</i>		
<i>cis</i> -1,3,5-Trimethylcyclohexane				0.632(20), 0.558(30)
<i>trans</i> -1,3,5-Trimethylcyclohexane			-107.4 to 140.5	0.714(20), 0.624(30)
Trimethylene sulfide	36.3(20)	35.0(30)	-73.2 to 95	0.638(20), 0.607(25)
3,5,5-Trimethyl-1-hexanol			< -70 to 194	11.06(25)
2,2,3-Trimethylpentane	22.46	0.0895	-112.3 to 110	0.598(20)
2,2,4-Trimethylpentane	20.55	0.0888	-107.4 to 99.2	0.502(20)
Trimethyl phosphite	27.18(20)	24.88(40)	-78 to 112	0.61(20)
2,4,6-Trimethylpyridine			-46 to 171	1.498(20)
Triphenylamine	46.2	0.0955	125 to 348	
Triphenyl phosphite			22 to 360	6.95(45)
Tripropylamine	24.58	0.0878	-93.5 to 158	
Tripropylene glycol	34(25)		up to 273	56.1(25)
Tripropylene glycol butyl ether	28.8(25)		up to 276	6.58(25)
Tripropylene glycol ethyl ether	28.2(25)			5.17(25)
Tripropylene glycol isopropyl ether	27.4(25)			7.7(25)
Tripropylene glycol methyl ether	30.0(25)		-42 to 242.4	5.96(25)
Tris(<i>m</i> -tolyl) phosphite				37.55(15), 9.132(45), 5.075(65)
Tris(<i>p</i> -tolyl) phosphite				35.52(15), 8.794(45), 5.017(65)
Tri- <i>o</i> -tolyl phosphate	40.9(20)		11 to 410	38.8(35), 16.8(55)
Undecane	26.26	0.0901	-25.6 to 196	1.707(0), 1.098(25), 0.761(50)
Vinyl acetate	23.95(20)	22.54(30)	-93 to 73	0.421(20)
<i>o</i> -Xylene	32.51	0.1101	-25.2 to 145	1.084(0), 0.760(25), 0.561(50)
<i>m</i> -Xylene	31.23	0.1104	-47.9 to 139	0.795(0), 0.581(25), 0.445(50)
<i>p</i> -Xylene	30.69	0.1074	13 to 138	0.603(25), 0.457(50), 0.359(75)

TABLE 5.17 Dielectric Constant (Permittivity) and Dipole Moment of Various Organic Substances

The temperature in degrees Celsius at which the dielectric constant and dipole moment were measured is shown in this table in parentheses after the value. In some cases, the dipole moment was determined with the substance dissolved in a solvent, and the solvent used is also shown in parentheses after the temperature.

The dielectric constant (permittivity) tabulated is the relative dielectric constant, which is the ratio of the actual electric displacement to the electric field strength when an external field is applied to the substance, which is the ratio of the actual dielectric constant to the dielectric constant of a vacuum. The table gives the static dielectric constant ϵ , measured in static fields or at relatively low frequencies where no relaxation effects occur.

The dipole moment is given in debye units D. The conversion factor to SI units is $1 \text{ D} = 3.33564 \times 10^{-30} \text{ C} \cdot \text{m}$.

Alternative names for entries are listed in Table 1.15 at the bottom of each double page.

List of Abbreviations

B, benzene	g, gas
C, CCl_4	Hx, hexane
cHex, cyclohexane	lq, liquid
D, 1,4-dioxane	

Substance	Dielectric constant, ϵ	Dipole moment, D
Acetaldehyde	21.8 (10), 21.0 (18)	2.75
Acetaldehyde oxime	4.70 (25)	0.830 (20, lq), 0.90 (25, B)
Acetamide	67.6 (91)	3.76
Acetanilide		3.65 (25, B)
Acetic acid	6.20 (20)	1.70
Acetic anhydride	23.3 (0), 22.45 (20)	2.8
Acetone	21.0 (20), 20.7 (25), 17.6 (56)	2.88
Acetonitrile	36.64 (20), 26.6 (82)	3.924
Acetophenone	17.44 (25), 8.64 (202)	3.02
(\pm)- <i>erythro</i> -2-Acetoxy-2-bromo-butane	7.268 (25)	
(\pm)- <i>threo</i> -2-Acetoxy-2-bromobutane	7.414 (25)	
Acetyl bromide	16.2 (20)	2.43 (20, B)
Acetyl chloride	16.9 (2), 15.8 (22)	2.72
Acetylene	2.484 (-77)	
Acrylonitrile	33.0 (20)	3.87
Allene	2.025 (-4)	
Allylamine		1.2
Allyl alcohol	19.7 (20)	1.61
Allyl isocyanate	15.15 (15)	
Allyl isothiocyanate	17.2 (18)	3.2 (20, B)
Allyl nitrite	9.12 (25)	
2-Aminoethanol	31.94 (20), 37.72 (25)	2.59 (25, D)
2-(2-Aminoethylamino)ethanol	21.81 (20)	
<i>N</i> -(2-Aminoethyl)-1,2-ethane-diamine	12.62 (20)	1.9
Aniline	7.06 (20), 5.93 (70)	1.13
Benzaldehyde	19.7 (0), 17.85 (20)	3.0
Benzaldehyde oxime (mp 30) (mp 128)	3.8 (20)	1.2 (25, B) 1.5 (25, B)
Benzamide		3.42 (25, B)
Benzene	2.292(15), 2.283 (20), 2.274 (25)	0
Benzeneacetonitrile	17.87 (26)	3.5
Benzenesulfonyl chloride	28.90 (50)	4.50 (20, B)
Benzenethiol	4.38 (25), 4.26 (30)	1.13 (25, lq), 1.19 (20, B)
Benzonitrile	25.9 (20), 24.0 (40)	4.18
Benzophenone	14.60 (18), 11.4 (50)	3.09 (50, lq), 2.98 (25, B)

TABLE 5.17 Dielectric Constant (Permittivity) and Dipole Moment of Various Organic Substances (*Continued*)

Substance	Dielectric constant, ϵ	Dipole moment, D
Benzoyl bromide	21.33 (20), 20.74 (25)	3.40 (20, B)
Benzoyl chloride	29.0 (0), 23 (23)	3.16 (25, B)
Benzoyl fluoride	22.7 (20)	
Benzyl acetate	5.1 (21), 5.34 (930)	1.80 (25, B)
Benzyl alcohol	13.0 (20), 11.92 (30), 9.5 (70)	1.71
Benzylamine	5.5 (1), 5.18 (20)	1.15 (20, lq), 1.38 (25, B)
Benzyl benzoate	5.26 (30)	2.06 (30, B)
Benzyl chloride	7.0 (13), 6.85 (25)	1.83 (20, B)
Benzylethylamine	4.3 (20)	
Benzyl ethyl ether	3.90 (25)	
Benzyl formate	6.34 (30)	
<i>N</i> -Benzylmethylamine	4.4 (19)	
Biphenyl	2.53 (75)	0
Bis(2-aminoethyl)amine	12.62 (20)	
Bis(2-chloroethyl) ether	21.20 (20)	2.6
Bis(3-chloropropyl) ether	10.10 (20)	
Bis(2-ethoxyethyl) ether		1.92 (25, B)
Bis(2-hydroxyethyl) ether	31.69 (20)	2.31 (20, B)
Bis(2-hydroxyethyl)sulfide	28.61 (20)	
Bis(2-hydroxypropyl) ether	20.38 (20)	
Bis(2-methoxyethyl) ether	7.23 (25)	
(\pm)-Bornyl acetate	4.6 (21)	1.89 (22)
3-Bromoaniline	13.0 (20)	2.67 (20, B)
4-Bromoaniline	7.06 (30)	2.88 (25, B)
2-Bromoanisole	8.96 (30)	
4-Bromoanisole	7.40 (30)	
Bromobenzene	5.45 (20), 5.40 (25)	1.70
1-Bromobutane	7.88 (– 10), 7.32 (10), 7.07 (20)	2.08
(\pm)-2-Bromobutane	8.64 (25)	2.23
2-Bromobutanoic acid	7.2 (20)	
<i>cis</i> -2-Bromo-2-butene	5.38 (20)	
<i>trans</i> -2-Bromo-2-butene	6.76 (20)	
1-Bromo-2-chlorobenzene	6.80 (20)	2.15 (20, B)
1-Bromo-3-chlorobenzene	4.58 (20)	1.52 (22, B)
1-Bromo-4-chlorobenzene		0.1 (25, B)
1-Bromo-2-chloroethane	7.41 (10)	1.09
<i>cis</i> -1-Bromo-2-chloroethene	7.31 (17)	
<i>trans</i> -1-Bromo-2-chloroethene	2.50 (17)	
Bromochlorodifluoromethane	3.92 (– 150)	
Bromochloromethane	7.79	1.66 (25, B)
3-Bromo-1-chloro-2-methylpropane	8.90 (30)	
Bromocyclohexane	11 (– 65), 8.003(30)	1.08 (25, lq), 2.3 (25, B)
1-Bromodecane	4.75 (1), 4.44 (25)	2.08 (20, lq), 1.90 (25, lq)
Bromodichloromethane		1.31 (25, B)
1-Bromododecane	4.07 (25)	2.01 (25, lq), 1.89 (25, B)
Bromoethane	13.6 (– 60), 9.39 (20), 9.01 (25)	2.03 (g), 2.04 (20, lq)
1-Bromo-2-ethoxypentane	6.45 (25)	2.32 (25, B)
2-Bromo-3-ethoxypentane	6.40 (25)	2.07 (25, B)
3-Bromo-2-ethoxypentane	8.24 (25)	2.15 (25, B)
1-Bromo-2-ethylbenzene	5.55 (25)	
1-Bromo-3-ethylbenzene	5.56 (25)	
1-Bromo-4-ethylbenzene	5.42 (25)	

TABLE 5.17 Dielectric Constant (Permittivity) and Dipole Moment of Various Organic Substances (*Continued*)

Substance	Dielectric constant, ϵ	Dipole moment, D
Bromoethylene	5.63 (5), 4.78 (25)	1.42
1-Bromo-2-fluorobenzene	4.72 (25)	
1-Bromo-3-fluorobenzene	4.85 (25)	
1-Bromo-4-fluorobenzene	2.60 (25)	
Bromoform	4.39 (20)	1.00, 0.92 (25, lq)
1-Bromoheptane	5.33 (25), 4.48 (90)	2.17, 2.02 (20, lq)
2-Bromoheptane	6.46 (22)	2.08 (20, B)
3-Bromoheptane	6.93 (22)	2.06 (20, B)
4-Bromoheptane	6.81 (22)	2.06 (20, B)
1-Bromohexadecane	3.71 (25)	1.98 (20, lq), 1.96 (25, C)
1-Bromohexane	6.30 (1), 5.82 (25)	2.06 (20, lq)
Bromomethane	9.82 (0), 9.71 (3), 1.0068 (100, g)	1.82
(Bromomethyl)benzene	6.658 (20)	
1-Bromo-3-methylbutane	8.04 (-56), 6.33 (18)	1.95 (20, B)
2-Bromo-2-methylbutane	9.21 (25)	
2-Bromo-3-methylbutanoic acid	6.5 (20)	
1-Bromo-2-methylpropane	10.98 (20), 7.2 (25)	1.92 (25, lq), 1.99 (20, B)
2-Bromo-2-methylpropane	10.98 (20)	
1-Bromonaphthalene	5.83 (25), 5.12 (20)	1.29 (25, lq)
3-Bromonitrobenzene	20.2 (55)	
1-Bromononane	5.42 (-20), 4.74 (25)	1.95 (25, lq)
1-Bromooctane	6.35 (-50)	1.99 (20, lq), 1.88 (25, lq)
1-Bromopentadecane	3.9 (20)	
1-Bromopentane	9.9 (-90), 6.32 (25)	2.20
3-Bromopentane	8.37 (25)	
1-Bromopropane	8.09 (20)	2.18
2-Bromopropane	9.46 (20)	2.21
2-Bromopropanoic acid	11.0 (21)	
3-Bromopropene	7.0 (20)	1.9
2-Bromopyridine	23.18 (25)	
1-Bromotetradecane	3.84 (25)	1.92 (20, lq), 1.83 (25, lq)
<i>o</i> -Bromotoluene	4.64 (20), 4.28 (58)	1.45 (20, B)
<i>m</i> -Bromotoluene	5.566 (20), 5.36 (58)	1.77 (20, B)
<i>p</i> -Bromotoluene	5.503 (20), 5.49 (58)	1.95 (20, B)
Bromotrichloromethane	2.40 (20)	
Bromotrifluoromethane	3.73 (-150)	0.65
1-Bromoundecane	4.73 (-9)	
1,3-Butadiene	2.050 (-8)	0.403
Butanal	13.45 (25)	2.72
Butane	1.7697 (22)	0
1,2-Butanediol	22.4 (25)	
1,3-Butanediol	28.8 (25)	
1,4-Butanediol	33 (15), 31.9 (25), 30 (38)	4.07
1,3-Butanediol dinitrate	18.85 (20)	
2,3-Butanediol dinitrate	28.85 (20)	
1,3-Butanedione	4.04 (25)	
Butanenitrile	24.83 (20)	4.07
Butanesulfonyl chloride		3.94 (25, D)
1,2,3,4-Butanetetrol	28.2 (120)	
1-Butanethiol	5.20 (15), 5.07 (25), 4.59 (50)	1.54 (25, lq or B)
2-Butanethiol	5.645 (15)	
Butanoic acid	2.97 (20)	1.65 (30, B)

TABLE 5.17 Dielectric Constant (Permittivity) and Dipole Moment of Various Organic Substances (*Continued*)

Substance	Dielectric constant, ϵ	Dipole moment, D
Butanoic anhydride	12.8 (20)	
1-Butanol	17.84 (20), 8.2 (118)	1.66
(\pm)-2-Butanol	17.26 (20), 16.6 (25)	1.66 (30, B)
2-Butanone	18.56 (20), 15.3 (60)	2.78
2-Butanone oxime	3.4 (20)	
<i>trans</i> -2-Butenal		3.67
1-Butene	2.2195 (– 53), 1.0032 (20, g)	0.438
<i>cis</i> -2-Butene	1.960 (23)	0.253
<i>trans</i> -2-Butene		0
3-Butenenitrile	28.1 (20)	4.53
2-Butoxyethanol	9.43 (25)	2.08 (25, B)
Butoxyethyne	6.62 (25)	2.05 (25, lq)
<i>N</i> -Butylacetamide	104.0 (20)	
<i>N-sec</i> -Butylacetamide	100.0 (100)	
Butyl acetate	6.85 (– 73), 5.07 (20)	1.86 (22, B)
<i>sec</i> -Butyl acetate	5.135 (20)	1.9
<i>tert</i> -Butyl acetate	5.672 (20)	1.91 (25, B)
<i>tert</i> -Butylacetic acid	2.85 (23)	
Butyl acrylate	5.25 (28)	
Butylamine	4.71 (20)	1.00
<i>sec</i> -Butylamine	4.4 (21)	1.28 (25, B)
<i>tert</i> -Butylamine		1.29 (25, B)
Butylbenzene	2.36 (20)	0
<i>sec</i> -Butylbenzene	2.36 (20)	0
<i>tert</i> -Butylbenzene	2.36 (20)	0.83
Butyl butanoate	4.39 (25)	
Butyl ethyl ether		1.24
Butyl formate	6.10 (30), 2.43 (80)	2.08 (26, lq), 2.03 (25, B)
Butyl isocyanate	12.29 (20)	
Butyl methyl ether		1.25 (25, B)
2- <i>tert</i> -Butyl-4-methylphenol		1.31 (20, B)
Butyl nitrate	13.10 (20)	2.99 (20, B)
<i>tert</i> -Butyl nitrite	11.47 (25)	
Butyl oleate	4.00 (25)	
<i>N</i> -Butylpropanamide	100.6 (25)	
Butyl propanoate	4.838 (20)	1.79 (23, B)
4- <i>tert</i> -Butylpyridine		2.87 (25, C)
Butylsilane	2.537 (20)	
Butyl stearate	3.11 (30)	1.88 (24, B)
Butyl trichloroacetate	7.480 (20)	
Butyl vinyl ether		1.25 (25, Hx)
4-Butyrolactone	39.0 (20)	4.27
Camphor	11.35 (20)	2.91 (20, B), 3.10 (25, B)
Carbon disulfide	3.0 (– 112), 2.64 (20)	0
Carbon tetrachloride	2.24 (20), 2.228 (25)	0
Carbon tetrafluoride	1.0006 (25, g)	0
D-(+)-Carvone	11 (22)	2.8 (15, B)
Chloroacetic acid	20 (20), 12.35 (65)	2.31 (30, B)
<i>o</i> -Chloroaniline	13.40 (20)	1.78 (20, B)
<i>m</i> -Chloroaniline	13.3 (20)	2.68 (20, B)
<i>p</i> -Chloroaniline		2.99 (25, B)
Chlorobenzene	5.69 (20), 4.2 (120)	1.69

TABLE 5.17 Dielectric Constant (Permittivity) and Dipole Moment of Various Organic Substances (*Continued*)

Substance	Dielectric constant, ϵ	Dipole moment, D
2-Chloro-1,3-butadiene	4.914 (20)	
1-Chlorobutane	9.07 (– 30), 7.276 (20)	2.05 (g), 2.0 (20, B)
2-Chlorobutane	8.564 (20), 7.09 (30)	2.04 (g), 2.1 (20, B)
Chlorocyclohexane	10.9 (– 47), 7.951 (30)	2.2 (25, B)
Chlorodifluoromethane	6.11 (24)	1.42 (g)
2-Chloro- <i>N,N</i> -dimethylacetamide	39.2 (25)	
1-Chlorododecane	4.2 (20)	2.11 (25, lq), 1.94 (20, B)
1-Chloro-2,3-epoxypropane	25.6 (1), 22.6 (22)	1.8 (25, C)
Chloroethane	1.013 (19, g), 9.45 (20)	2.05
2-Chloroethanol	25.80 (20), 13 (132)	1.78
(2-Chloro)ethylbenzene	4.36 (25)	
(3-Chloro)ethylbenzene	5.18 (25)	
(4-Chloro)ethylbenzene	5.16 (25)	
2-Chlorofluorobenzene	6.10 (25)	
3-Chlorofluorobenzene	4.96 (25)	
4-Chlorofluorobenzene	3.34 (25)	
Chloroform	4.807 (25), 4.31 (50)	1.04
1-Chloroheptane	5.52 (20)	1.86 (22, B)
2-Chloroheptane	6.52 (22)	2.05 (22, B)
3-Chloroheptane	6.70 (22)	2.06 (22, B)
4-Chloroheptane	6.54 (22)	2.06 (22, B)
1-Chlorohexane	6.104 (20)	1.94 (20, B)
6-Chloro-1-hexanol	21.6 (– 31)	
1-Chloro-2-isocyanatoethane	29.1 (15)	
Chloromethane	1.0069 (g), 12.6 (– 20), 10.0 (22)	1.892
1-Chloro-3-methylbutane	7.63 (– 70), 6.05 (20)	1.94 (20, B)
2-Chloro-2-methylbutane	12.31 (– 50)	
4-Chloromethyl-1,3-dioxolan-2-one	97.5 (40)	
Chloromethyl methyl ether		1.88 (C)
(Chloromethyl)oxirane	22.6 (20)	1.8
1-Chloro-2-methylpropane	7.87 (– 38), 7.027 (20)	2.00
2-Chloro-2-methylpropane	10.95 (0), 9.66 (20)	2.13
1-Chloronaphthalene	5.04 (25)	1.33 (25, lq), 1.52 (25, B)
<i>o</i> -Chloronitrobenzene	37.7 (50), 32 (80)	4.64
<i>m</i> -Chloronitrobenzene	20.9 (50), 18 (80)	3.73
<i>p</i> -Chloronitrobenzene	8.09 (120)	2.83
2-Chloro-2-nitropropane	31.9 (– 23)	
4-Chloro-3-nitrotoluene	28.07 (28)	
1-Chlorooctane	5.05 (25)	2.14 (25, lq)
Chloropentafluoroethane		0.52
1-Chloropentane	6.654 (20)	2.16
<i>o</i> -Chlorophenol	7.40 (21), 6.31 (25)	2.19
<i>m</i> -Chlorophenol	6.255 (20)	2.19 (25, B)
<i>p</i> -Chlorophenol	11.18 (41)	2.11
1-Chloropropane	8.59 (20)	2.05
2-Chloropropane	9.82 (20)	2.17
3-Chloro-1,2-propanediol	31.0 (20)	
3-Chloro-1,2-propanediol dinitrate	17.50 (20)	
3-Chloro-1-propanol	36.0 (– 58)	
1-Chloro-2-propanol	59.0 (– 120)	
1-Chloro-2-propanone	30 (19)	2.22 (g), 2.37 (20, Hx)
2-Chloro-1-propene	8.92 (26)	1.647

TABLE 5.17 Dielectric Constant (Permittivity) and Dipole Moment of Various Organic Substances (*Continued*)

Substance	Dielectric constant, ϵ	Dipole moment, D
3-Chloro-1-propene	8.2 (20)	1.94
2-Chloropyridine	27.32 (20)	
4-Chlorothiophenol	3.59 (65)	
<i>o</i> -Chlorotoluene	4.72 (20), 4.2 (55)	1.56
<i>m</i> -Chlorotoluene	5.76 (20), 5.0 (60)	1.77 (20, lq), 1.8 (22, B)
<i>p</i> -Chlorotoluene	6.25 (20), 5.6 (55)	2.21
Chlorotrifluoromethane	1.0013 (29, g), 3.01 (–150)	0.50
2-Chloro-1-trifluoromethyl-5-nitrobenzene	9.8 (30)	
4-Chloro-1-trifluoromethyl-3-nitrobenzene	12.8 (30)	
3-Chloro-1,1,1-trifluoropropane	7.32 (22)	
Chlorotrimethylsilane		2.09 (20, B)
Cineole	4.57 (25)	
Cinnamaldehyde	17 (20), 16.9 (24)	3.74
<i>o</i> -Cresol	6.76 (25)	1.45 (25, B)
<i>m</i> -Cresol	12.44 (25)	1.61 (25, B)
<i>p</i> -Cresol	13.05 (25)	1.54 (20, B)
Crotonic acid		2.13 (30, B)
Cyanoacetic acid	33.4 (4)	
Cyanoacetylene	72.3 (19)	3.724
2-Cyanopyridine	93.77 (30)	
3-Cyanopyridine	20.54 (50)	
4-Cyanopyridine	5.23 (80)	
Cyclobutanone	14.27 (25)	2.89
Cycloheptane	2.078 (30)	
Cycloheptanone	13.16 (25)	
1,3-Cyclohexadiene	2.68 (–89)	0.38 (20, B)
1,4-Cyclohexadiene	2.211 (23)	
Cyclohexane	2.05 (15), 2.02 (25)	0
Cyclohexanecarboxylic acid	2.6 (31)	
1,4-Cyclohexanedione	15.0 (25), 4.40 (78)	1.41
Cyclohexanethiol	5.420 (25)	
Cyclohexanol	16.40 (20), 15.0 (25), 7.24 (100)	1.86 (25, C)
Cyclohexanone	20 (–40), 16.1 (20)	2.87
Cyclohexanone oxime	3.04 (89)	0.83 (25, B)
Cyclohexene	2.6 (–105), 2.218 (20)	0.332
Cyclohexylamine	4.55 (20)	1.22 (20, lq), 1.26 (20, B)
Cyclohexylbenzene		0
Cyclohexylmethanol	9.7 (60), 8.1 (80)	1.68 (20, B)
Cyclohexyl nitrite	9.33 (25)	
<i>o</i> -Cyclohexylphenol	3.97 (55)	
<i>p</i> -Cyclohexylphenol	4.42 (131)	
Cyclooctane	2.116 (22)	0
<i>cis</i> -Cyclooctene	2.306 (23)	
Cyclopentane	1.9687 (20)	0
Cyclopentanecarbonitrile	22.68 (20)	
Cyclopentanol	25 (–20), 18.5 (10)	1.72 (25, C)
Cyclopentanone	16 (–51), 13.58 (25)	3.30
Cyclopentene	2.083 (22)	0.20
<i>p</i> -Cymene	2.243 (20), 2.23 (25)	0
<i>cis</i> -Decahydronaphthalene	2.22 (20)	0

TABLE 5.17 Dielectric Constant (Permittivity) and Dipole Moment of Various Organic Substances (*Continued*)

Substance	Dielectric constant, ϵ	Dipole moment, D
<i>trans</i> -Decahydronaphthalene	2.18 (20)	0
Decamethylcyclpentasiloxane	2.5 (20)	
Decamethyltetrasiloxane	2.4 (20)	0.79 (25, lq)
Decane	1.991 (20), 1.844 (130)	0
1-Decanol	8.1 (20)	1.71 (20, B), 1.62 (25, B)
1-Decene	2.14 (20)	0
<i>meso</i> -2,3-Diacetoxybutane	6.644 (25)	
Diallyl sulfide	4.9 (20)	1.33 (25, B)
Dibenzofuran	3.0 (100)	0.88 (25, B)
Dibenzylamine	3.6 (20)	0.97 (20, lq), 1.02 (20, B)
Dibenzyl decanedioate	4.6 (25)	
Dibenzyl ether	3.82 (20)	1.39 (21, B)
<i>o</i> -Dibromobenzene	7.86 (20)	2.13 (20, B)
<i>m</i> -Dibromobenzene	4.21 (20)	1.5 (20, B)
<i>p</i> -Dibromobenzene	2.57 (95)	0
1,2-Dibromobutane	4.74 (20)	
1,3-Dibromobutane	9.14 (20)	
1,4-Dibromobutane	8.68 (30)	2.16 (20, lq), 2.06 (20, B)
2,3-Dibromobutane	6.36 (20), 5.75 (25)	2.20
<i>meso</i> -2,3-Dibromobutane	6.245 (25)	
(\pm)-2,3-Dibromobutane	5.758 (25)	
1,2-Dibromodichloromethane	2.54 (25)	
1,2-Dibromodifluoromethane	2.94 (0)	0.66
1,2-Dibromoethane	4.96 (20), 4.78 (25), 4.09 (131)	1.11
<i>cis</i> -1,2-Dibromoethylene	7.08 (25)	
<i>trans</i> -1,2-Dibromoethylene	2.88 (25)	
Dibromomethane	7.77 (10)	1.43
<i>cis</i> -1,2-Dibromoethylene	7.7 (0), 7.08 (25)	1.35 (B)
<i>trans</i> -1,2-Dibromoethylene	2.9 (0), 2.88 (25)	0
1,2-Dibromoheptane	3.8 (25)	1.78 (25, D)
2,3-Dibromoheptane	5.1 (25)	2.15 (25, B)
3,4-Dibromoheptane	4.7 (25)	2.15 (25, B)
<i>meso</i> -3,4-Dibromohexane	4.67 (25)	
(\pm)-3,4-Dibromohexane	6.732 (25)	
1,6-Dibromohexane	8.52 (25)	
Dibromomethane	7.77 (10), 6.7 (40)	1.43
1,2-Dibromo-2-methylpropane	4.1 (20)	
1,2-Dibromopentane	4.39 (25)	
(\pm)- <i>erythro</i> -2,3-Dibromopentane	5.43 (25)	
(\pm)- <i>threo</i> -2,3-Dibromopentane	6.507 (25)	
1,4-Dibromopentane	9.05 (20)	
1,5-Dibromopentane	9.14 (30)	
1,2-Dibromopropane	4.60 (10), 4.3 (20)	1.13
1,3-Dibromopropane	9.48 (20)	
Dibromotetrafluoroethane	2.34 (25)	
Dibutylamine	2.78 (20)	1.06 (20, lq), 1.05 (20, B)
Dibutyl decanedioate	4.54 (20)	2.64 (25, B)
Dibutyl ether	3.08 (20)	1.18
Dibutyl maleate		2.70 (25, B)
Dibutyl <i>o</i> -phthalate	6.58 (20), 6.436 (30), 5.99 (45)	2.97 (20, lq), 2.85 (30, B)
Dibutyl sulfide	4.29 (25)	1.6
Dichloroacetic acid	8.33 (20), 7.8 (61)	

TABLE 5.17 Dielectric Constant (Permittivity) and Dipole Moment of Various Organic Substances (*Continued*)

Substance	Dielectric constant, ϵ	Dipole moment, D
Dichloroacetic anhydride	15.8 (25)	
1,1,-Dichloroacetone	14.6 (20)	
<i>o</i> -Dichlorobenzene	10.12 (20), 9.93 (25), 7.10 (90)	2.50
<i>m</i> -Dichlorobenzene	5.02 (20), 5.04 (25), 4.22 (90)	1.72
<i>p</i> -Dichlorobenzene	2.394 (55)	0
1,2-Dichlorobutane	7.74 (25)	
1,4-Dichlorobutane	9.30 (35)	2.22
Dichlorodifluoromethane	3.50 (–150), 2.13 (29)	0.51
4-Chloro-1,3-dioxalan-2-one	62.0 (40)	
4,5-Dichloro-1,3-dioxalan-2-one	31.8 (40)	
1,1-Dichloroethane	10.10 (20)	2.06
1,2-Dichloroethane	12.7 (–10), 10.42 (20)	1.48
1,1-Dichloroethylene	4.60 (20), 4.60 (25)	1.34
<i>cis</i> -1,2-Dichloroethylene	9.20 (25)	1.90
<i>trans</i> -1,2-Dichloroethylene	2.14 (20)	0
2,2'-Dichloroethyl ether	21.2 (20)	2.61 (20, B)
Dichlorofluoromethane	5.34 (28)	1.29 (g)
1,6-Dichlorohexane	8.60 (35)	
Dichloromethane	9.14 (20), 8.93 (25), 1.0065 (100, g)	1.60
1,3-Dichloroisopropyl nitrate	13.28 (20)	
(Dichloromethyl)benzene	6.9 (20)	2.1
Dichloromethyl isocyanate	7.36 (15)	
1,2-Dichloro-2-methylpropane	7.15 (23)	
2,4-Dichloro-1-nitrobenzene	13.06 (28)	
1,1-Dichloro-1-nitroethane	16.3 (30)	
1,2-Dichloropentane	6.89 (20)	
1,5-Dichloropentane	9.92 (25)	
2,4-Dichlorophenol		1.60 (25, B)
1,2-Dichloropropane	8.37 (20), 8.93 (26), 7.90 (35)	1.87 (25, B)
1,3-Dichloropropane	10.27 (30)	2.08
2,2-Dichloropropane	11.37 (20)	2.62
1,1-Dichloro-2-propanone	14 (20)	
1,2-Dichlorotetrafluoroethane	2.48 (0), 2.26 (25)	0.53
2,4-Dichlorotoluene	5.68 (28)	1.7
2,6-Dichlorotoluene	3.36 (28)	
3,4-Dichlorotoluene	9.39 (28)	3.0
Diethanolamine	25.75 (20)	2.84 (25, B)
1,1-Diethoxyethane	3.80 (25)	1.08
1,2-Diethoxyethane	3.90 (20)	1.99 (20, B), 1.65 (25, B)
Diethoxymethane	2.527 (20)	
<i>N,N</i> -Diethylacetamide	32.1 (20)	
<i>N,N</i> -Diethylacetoacetamide	40.8 (25)	
Diethylamine	3.680 (20)	0.92
<i>N,N</i> -Diethylaniline	5.5 (19)	1.40 (20, lq), 1.80 (20, B)
Diethyl carbonate	2.82 (24)	1.10
<i>N,N</i> -Diethyl- <i>N',N'</i> -dimethylurea	17.89 (25)	
Diethyl decanedioate	5.0 (30)	2.38 (20, lq), 2.52 (20, B)
Diethylene glycol	3.182 (20)	2.3
Diethylene glycol diethyl ether	5.70	
Diethyl ether	4.267 (20), 3.97 (40)	1.15
Diethyl ethyl phosphonate	11.00 (15), 9.86 (45)	2.95 (32, lq), 2.91 (20, C)
<i>N,N</i> -Diethylformamide	29.6 (20)	

TABLE 5.17 Dielectric Constant (Permittivity) and Dipole Moment of Various Organic Substances (*Continued*)

Substance	Dielectric constant, ϵ	Dipole moment, D
Diethyl fumarate	6.56 (23)	2.40 (20, B)
Diethyl glutarate	6.7 (30)	2.46 (30, lq)
Diethyl glycol	31.82 (20)	
Di(2-ethylhexyl) <i>o</i> -phthalate	5.3 (20), 4.91 (35), 4.77 (45)	2.8
Diethyl maleate	8.58 (23), 7.56 (25)	2.56 (25, B)
Diethyl methanephosphate	13.405 (40)	
Diethyl 1,3-propanedioate (malonate)	8.03 (25), 7.55 (31)	2.49 (20, lq), 2.54 (25, B)
Diethyl nonanedioate	5.13 (30)	
Diethyl oxalate	8.266 (20)	2.49 (20, D)
Diethyl <i>o</i> -phthalate	7.34 (35), 7.13 (45)	2.8 (25, B)
Diethylsilane	2.544 (20)	
Diethyl succinate	6.098 (20)	2.3
Diethyl sulfate	29.2 (20)	4.46 (25, D)
Diethyl sulfide	5.72 (25), 5.24 (50)	1.54
Diethyl sulfite	15.6 (20), 14 (50)	
Diethylzinc	2.55 (20)	0.62 (25, B)
<i>o</i> -Difluorobenzene	13.38 (28)	2.46
<i>m</i> -Difluorobenzene	5.01 (28)	1.51
1,1-Difluoroethane		2.27
Difluoromethane	53.74 (– 121)	1.978
2,3-Dihydropyran	5.136 (35)	
1,2-Dihydroxybenzene	17.57 (115)	2.60 (25, B)
1,3-Dihydroxybenzene	13.55 (120)	2.09 (44, B)
1,4-Dihydroxybenzene		1.4 (44, B)
1,2-Diiodobenzene	5.7 (20), 5.41 (50)	1.70 (20, B)
1,3-Diiodobenzene	4.3 (25), 4.11 (50)	1.22 (20, B)
1,4-Diiodobenzene	2.88 (120)	0.19 (20, B)
<i>cis</i> -1,2-Diiodoethylene	4.46 (72)	0.71 (B)
<i>trans</i> -1,2-Diiodoethylene	3.19 (77)	0
Diiodomethane	5.316 (25)	1.08 (25, B)
Diisobutylamine	2.7 (22)	1.10 (25, B)
1,6-Diisocyanatohexane	14.41 (15)	
Diisopentylamine	2.5 (18)	1.48 (30, B)
Diisopentyl ether	2.82 (20)	0.98 (20, lq), 1.23 (25, B)
Diisopropylamine		1.26 (25, B)
Diisopropyl ether	3.88 (25), 3.805 (30)	1.13
1,2-Dimethoxybenzene	4.45 (20), 4.09 (25)	1.32 (25, B)
Dimethoxydimethylsilane	3.663 (25)	
1,2-Dimethoxyethane	7.60 (10), 7.30 (23.5)	1.71 (25, B)
Dimethoxymethane	2.644 (20)	0.74
<i>N,N</i> -Dimethylacetamide	38.85 (21), 37.78 (25)	3.80
2-Dimethylamino-2-methyl-1-propanol	12.36 (25)	
Dimethylamine	6.32 (0), 5.26 (25)	1.01
<i>N,N</i> -Dimethylaniline	4.90 (25), 4.4 (70)	1.68
2,4-Dimethylaniline	4.9 (20)	1.40 (25, B)
2,3-Dimethyl-1,3-butadiene	2.102 (20)	
<i>N,N</i> -Dimethylbutanamide	29.7 (20)	
2,2-Dimethylbutane	1.869 (20)	0
2,3-Dimethylbutane	1.889 (20)	0
3,3-Dimethyl-2-butanone	12.73 (20)	

TABLE 5.17 Dielectric Constant (Permittivity) and Dipole Moment of Various Organic Substances (*Continued*)

Substance	Dielectric constant, ϵ	Dipole moment, D
2,2-Dimethyl-1-butanol	10.5 (20)	
Dimethyl carbonate	3.087 (25)	0.90
<i>cis</i> -1,2-Dimethylcyclohexane	2.06 (25)	0
<i>trans</i> -1,2-Dimethylcyclohexane	2.04 (25)	0
1,1-Dimethylcyclopentane		0
Dimethyl disulfide	9.6 (25)	1.8
Dimethyl ether	6.18 (-15), 5.02 (25), 2.97 (110)	1.30
<i>N,N</i> -Dimethylformamide	38.25 (20), 36.71 (25)	3.82 (25, B)
2,4-Dimethylheptane	1.9 (20)	0
2,5-Dimethylheptane	1.9 (20)	0
2,6-Dimethylheptane	2 (20)	0
2,6-Dimethyl-4-heptanone	9.91 (20)	2.66 (25, C)
2,2-Dimethylhexane	1.95 (20)	0
2,5-Dimethylhexane	1.96 (21)	0
3,3-Dimethylhexane	1.96 (20)	0
3,4-Dimethylhexane	1.98 (19)	0
Dimethyl hexanedioate	6.84 (20)	2.28 (20, B)
1,3-Dimethylimidazolidin-2-one	37.60 (25)	
Dimethyl maleate		2.48 (25, C)
Dimethyl malonate	9.82 (20)	2.41 (20, B)
Dimethyl methanephosphate	22.3 (20)	
<i>N,N</i> -Dimethyl methanesulfonamide	80.4 (50)	
1,2-Dimethylnaphthalene	2.61 (25)	0
1,6-Dimethylnaphthalene	2.73 (20)	0
4,4-Dimethyloxazolidine-2-one	39.2 (60)	
<i>N,N</i> -Dimethylpentanamide	26.4 (20)	
2,2-Dimethylpentane	1.915 (20)	0
2,3-Dimethylpentane	1.929 (20)	0
2,4-Dimethylpentane	1.902 (20)	0
3,3-Dimethylpentane	1.942 (20)	0
Dimethyl pentanedioate	7.87 (20)	
2,4-Dimethyl-3-pentanone		2.7
2,3-Dimethylphenol	4.81 (70)	
2,4-Dimethylphenol	5.06 (30)	1.48 (20, B), 1.98 (60, B)
2,5-Dimethylphenol	5.36 (65)	1.43 (20, B), 1.52 (60, B)
2,6-Dimethylphenol	4.90 (40)	1.4
3,4-Dimethylphenol	9.02 (60)	1.77 (20, B)
3,5-Dimethylphenol	9.06 (50)	1.76 (20, B)
Dimethyl <i>o</i> -phthalate	8.66 (20), 8.25 (25), 8.11 (45)	2.8 (25, B)
2,2-Dimethylpropanal	9.051 (20)	2.66
<i>N,N</i> -Dimethylpropanamide	34.6 (20)	
2,2-Dimethylpropanamide	20.13 (25)	
2,2-Dimethylpropane	1.769 (23), 1.678 (98)	0
2,2-Dimethylpropane nitrile	21.1 (20)	3.95
<i>N,N</i> -Dimethylpropanamide	33.1	
2,2-Dimethyl-1-propanol	8.35 (60)	
2,5-Dimethylpyrazine	2.436 (20)	0
2,6-Dimethylpyrazine	2.653 (35)	
2,4-Dimethylpyridine	9.60 (20)	2.3
2,6-Dimethylpyridine	7.33 (20)	1.7
2,6-Dimethylpyridine-1-oxide	46.11 (25)	
2,3-Dimethylquinoxaline	2.3 (25)	0

TABLE 5.17 Dielectric Constant (Permittivity) and Dipole Moment of Various Organic Substances (*Continued*)

Substance	Dielectric constant, ϵ	Dipole moment, D
Dimethyl succinate	7.19 (20)	2.09 (20, B)
Dimethyl sulfate	55.0 (25)	4.31 (25, D)
Dimethyl sulfide	6.70 (21)	1.554
Dimethyl sulfite	22.5 (23)	2.93 (20, B)
Dimethyl sulfone	47.39 (110)	
Dimethyl sulfoxide	47.24 (20), 41.9 (55)	3.96 (25, B)
<i>cis</i> -2,5-Dimethyltetrahydrofuran	5.03 (23)	
<i>N,N</i> -Dimethylthioformamide	47.5 (25)	
<i>N,N</i> -Dimethyl- <i>o</i> -toluidine	3.4 (20)	0.88 (25, B)
<i>N,N</i> -Dimethyl- <i>p</i> -toluidine	3.9(20)	1.29 (25, B)
<i>m</i> -Dinitrobenzene	22.9 (92)	
2,2-Dinitropropane	42.4 (52)	
Dinonyl hexanedioate		2.53 (25, B)
Dinonyl <i>o</i> -phthalate	4.65 (35), 4.52 (45)	
Diocetyl decanedioate	4.0 (27)	
Diocetyl <i>o</i> -phthalate	5.1 (25)	3.06 (25, C)
1,4-Dioxane	2.219 (20), 2.21 (25)	0
1,3-Dioxolane		1.19
1,3-Dioxolan-2-one	89.78 (40)	
Dipentene	2.38 (25)	
Dipentyl ether	2.80 (25)	0.98 (20, lq), 1.24 (25, B)
Dipentyl <i>o</i> -phthalate	5.79 (35), 5.62 (45)	2.71 (20, lq)
Dipentyl sulfide	3.83 (25)	1.59 (25, B)
Dipentylamine	3.3 (52)	1.31 (20, C), 1.01 (25, B)
1,2-Diphenylethane	2.4 (110)	0 (110, lq), 0.45 (25, B)
Diphenyl ether	3.73 (10), 3.63 (30)	1.3
Diphenylmethane	2.7 (18), 2.57 (26)	0.26 (30, lq), 0.3 (25, B)
Dipropylamine	2.923 (20)	1.01 (20, lq), 1.03 (20, B)
Dipropyl ether	3.38 (24)	1.21
<i>N,N</i> -Dipropylformamide	23.5 (20)	
Dipropyl sulfone	32.62 (30)	
Dipropyl sulfoxide	30.37 (30)	
Divinyl ether	3.94 (15)	0.78
Dodecamethylcyclohexasiloxane	2.6 (20)	
Dodecamethylpentasiloxane	2.5 (20)	
Dodecane	2.05 (−10), 2.01 (20)	0
1-Dodecanol	5.15 (20), 6.5 (25)	1.52 (20, B)
1-Dodecene	2.15 (20)	0
6-Dodecyne	2.17 (25)	
1,2-Epoxybutane		2.01 (20, B)
Erythritol	28 (128)	
Ethane	1.936 (−178), 1.0015 (0)	0
1,2-Ethanediamine	16.8 (18), 13.82 (20)	1.96
1,2-Ethanediol	41.4 (20), 37.7 (25)	2.28
1,2-Ethanediol diacetate	7.7 (17)	2.34 (30, B)
1,2-Ethanediol dinitrate	28.26 (20)	
1,2-Ethanediol monoacetate	12.95 (30)	
1,2-Ethanedithiol	7.26 (20)	
Ethanesulfonyl chloride		3.89 (25, B)
Ethanthiol	6.9 (15), 6.667 (25)	1.58
Ethanol	25.3 (20), 20.21 (55)	1.69
Ethanolamine	31.94 (20)	

TABLE 5.17 Dielectric Constant (Permittivity) and Dipole Moment of Various Organic Substances (*Continued*)

Substance	Dielectric constant, ϵ	Dipole moment, D
Ethoxyacetylene	8.05 (25)	
4-Ethoxyaniline	7.43 (25)	
Ethoxybenzene (phenetol)	4.216 (20)	1.45
2-Ethoxyethanol	13.38 (25)	2.24 (30, B)
2-Ethoxyethyl acetate	7.567 (30)	2.25 (30, B)
1-Ethoxy-2-methylbutane	3.96 (20)	
1-Ethoxynaphthalene	3.3 (19)	
1-Ethoxypentane	3.6 (23)	
α -Ethoxytoluene	3.9 (20)	
Ethoxytrimethylsilane	3.013 (25)	
<i>N</i> -Ethylacetamide	135.0 (20)	
Ethyl acetate	6.081 (20), 5.30 (77)	1.78
Ethyl acetoacetate	14.0 (20)	3.22 (18, B, keto form) 2.04 (-80, CS ₂ , enol form)
Ethyl acrylate	6.05 (30)	2.0
Ethylamine	8.7 (0), 6.94 (10)	1.22
<i>N</i> -Ethylaniline	5.87 (20)	
4-Ethylaniline	4.84 (25)	
Ethylbenzene	2.446 (20)	0.59
Ethyl benzoate	6.20 (20)	2.00
Ethyl 2-bromoacetate	8.75 (30)	
Ethyl α -bromobutanoate	8 (20)	2.40 (25, B)
Ethyl 2-bromo-2-methylpropanoate	8.55 (30)	
Ethyl 2-bromopropanoate	9.4 (20), 8.57 (30)	
<i>N</i> -Ethylbutanamide	107.0 (25)	
Ethyl butanoate	5.18 (28)	1.74 (22, B)
2-Ethylbutanoic acid	2.72 (23)	
2-Ethyl-1-butanol	6.19 (90)	
Ethyl <i>tert</i> -butyl ether	7.07 (25)	
Ethyl carbamate	14.2 (50), 14.14 (55)	2.59 (30, D)
Ethyl chloroacetate	11.4 (21)	2.65 (25, B)
Ethyl chlorocarbonate	9.736 (36)	
Ethyl <i>cis</i> -3-chlorocrotonate	7.67 (76)	
Ethyl <i>trans</i> -3-chlorocrotonate	4.70 (54)	
Ethyl chloroformate	11 (20)	2.56 (35, B)
Ethyl 2-chloropropanoate	11.95 (30)	
Ethyl 3-chloropropanoate	10.19 (30)	
Ethyl <i>trans</i> -cinnamate	6.1 (18), 5.83 (20)	1.86 (20, B)
Ethyl crotonate	5.4 (20)	1.95 (24, B)
Ethyl cyanoacetate	31.62 (-10), 26.9 (20)	2.2
Ethylcyclobutane	1.965 (20)	
Ethylcyclohexane	2.054 (20)	0
Ethylcyclopropane	1.933 (20)	
Ethyl dichloroacetate	12 (2), 10 (22)	2.63 (25, B)
Ethyl dodecanoate	3.4 (20), 2.7 (143)	1.3 (20, lq)
Ethylene	1.001 44 (0, g), 1.483 (-3)	0
Ethylene carbonate	89.78 (40), 69.4 (91)	4.87 (25, B)
Ethylenediamine	13.82 (20)	1.98
Ethylene dinitrate	28.3 (20)	3.58 (25, B)
2,2'-(Ethylenedioxy)diethanol	23.69 (20)	5.58 (lq)
Ethylene glycol	41.4 (20), 37.7 (25)	2.28
Ethylene glycol diacetate	7.7 (17)	

TABLE 5.17 Dielectric Constant (Permittivity) and Dipole Moment of Various Organic Substances (*Continued*)

Substance	Dielectric constant, ϵ	Dipole moment, D
Ethyleneimine	18.3 (25)	1.90
Ethylene oxide	14 (-1), 12.42 (20)	1.89
Ethylene sulfite	39.6 (25)	
<i>N</i> -Ethylformamide	102.7 (25)	
Ethyl formate	8.57 (15), 7.16 (25)	1.94
Ethyl fumarate	6.5 (23)	
Ethyl furan-2-carboxylate	9.02 (20)	
Ethylhexadecanoate	3.2 (20), 2.71 (104)	1.2 (lq)
3-Ethylhexane	1.96 (20)	0
2-Ethyl-1,2-hexanediol	18.73 (20)	
Ethyl hexanoate	4.45 (20)	1.80 (20, B)
2-Ethyl-1-hexanol	7.58 (25), 4.41 (90)	1.74 (25, B)
2-Ethylhexyl acetate		1.8
Ethyl 2-iodopropanoate	8.6 (20)	
Ethyl isocyanate	19.7 (20)	
Ethyl isopentyl ether	3.96 (20)	
Ethyl isothiocyanate	19.6 (20)	3.67 (20, B)
Ethyl lactate	15.4 (30)	2.4 (20, B)
Ethyl maleate	8.6 (23)	
Ethyl methacrylate	5.68 (30)	
Ethyl 3-methylbutanoate	4.71 (20)	
Ethyl- <i>N</i> -methyl carbamate	21.10 (25)	
Ethyl methyl carbonate	2.985 (20)	
Ethyl methyl ether		1.17
3-Ethyl-2-methylpentane	1.99 (18)	0
Ethyl nitrate	19.7 (20)	2.93 (20, B)
Ethyl 9-octadecanoate	3.2 (25)	1.83 (20, lq)
3-Ethylloxazolidine-2-one	66.8 (25)	
4-Ethylloxazolidine-2-one	42.6 (25)	
Ethyl 4-oxopentanoate	12 (21)	
3-Ethylpentane	1.942 (20)	0
Ethyl pentanoate	4.71 (18)	1.76 (28, B)
3-Ethyl-3-pentanol	3.158 (20)	
Ethyl pentyl ether	3.6 (23)	1.2 (20, B)
Ethyl phenylacetate	5.3 (21)	1.82 (30)
Ethyl phenyl sulfide		4.08 (25, B)
<i>N</i> -Ethyl propanamide	126.8 (25)	
Ethyl propanoate	5.76 (20)	1.75 (22, B)
Ethyl propyl ether		1.16 (25, B)
2-Ethylpyridine	8.33 (20)	
4-Ethylpyridine	10.98 (20)	
Ethyl salicylate	7.99 (30)	2.85 (25, B)
Ethyl stearate	2.98 (40), 2.69 (100)	1.65 (40, lq)
Ethyl thiocyanate	29.3 (21)	3.33 (20, B)
<i>p</i> -Ethyltoluene	2.24 (25)	0
Ethyl trichloroacetate	8.428 (20)	2.56 (25, B)
Ethyltrimethylsilazine	2.275 (30)	
Ethyl vinyl ether		1.26 (20, B)
Fluorobenzene	5.465 (20), 5.42 (25), 4.7 (60)	1.60
4-Fluorobenzene sulfonylchloride	12.65 (40)	
2-Fluoroiodobenzene	8.22 (25)	
3-Fluoroiodobenzene	4.62 (25)	

TABLE 5.17 Dielectric Constant (Permittivity) and Dipole Moment of Various Organic Substances (*Continued*)

Substance	Dielectric constant, ϵ	Dipole moment, D
4-Fluoriodobenzene	3.12 (25)	
Fluoromethane	51.0 (– 142)	1.858
2-Fluoro-2-methylbutane	5.89 (20)	1.92 (25, B)
1-Fluoropentane	3.93 (20)	1.85 (25, B)
<i>o</i> -Fluorotoluene	4.23 (25), 4.22 (30), 3.9 (60)	1.37
<i>m</i> -Fluorotoluene	5.41 (25), 4.9 (60)	1.82
<i>p</i> -Fluorotoluene	5.88 (25), 5.86 (30), 5.3 (60)	2.00
Formamide	111.0 (20), 103.5 (40)	3.73
Formanilide		3.37 (25, C)
Formic acid	58.5 (15), 57.0 (21), 51.1 (25)	1.41
2-Furaldehyde	42.1 (20), 34.9 (50)	3.63 (25, B)
Furan	2.88 (4)	0.66
2-Furfuryl acetate	5.85 (20)	
Furfuryl alcohol	16.85 (25)	1.92 (25, lq)
Glycerol	46.5 (20), 42.5 (25)	2.68 (25, D)
Glycerol tris(acetate)	7.2 (20)	2.73 (25, B)
Glycerol tris(nitrate)	19.25 (20)	3.38 (25, B)
Glycerol tris(oleate)	3.2 (26)	3.11 (23, B)
Glycerol tris(palmitate)	2.9 (65)	2.80 (23, B)
Glycerol tris(sterate)	2.8 (70)	2.86 (23, B)
1,6-Heptadiene	2.161 (20)	
Heptacosafuorotributylamine	2.15 (20)	
2,2,3,3,4,4,4-Heptafluoro-1-butanol	14.4 (25)	
Heptanal	9.1 (20)	2.26 (40, lq), 2.58 (22, B)
Heptane	1.921 (20), 1.85 (70)	0
1-Heptanethiol	4.194 (20)	
Heptanoic acid	3.04 (15), 2.6 (71)	
1-Heptanol	11.75 (20)	1.73 (20, B)
(±)-2-Heptanol	9.72 (21)	1.73 (20, B)
(±)-3-Heptanol	7.07 (23)	1.73 (20, B)
4-Heptanol	6.18 (23)	1.72 (20, B)
2-Heptanone	11.95 (20), 8.27 (100)	2.61 (22, B)
3-Heptanone	12.7 (20)	2.81 (22, B)
4-Heptanone	12.60 (20), 9.46 (80)	2.74 (20, B)
1-Heptene	2.09 (20)	0
Heptylamine	3.81 (20)	
Hexachloroacetone	3.93 (19)	
Hexachloro-1,3-butadiene	2.55 (20)	
Hexadecamethylcyclooctasiloxane	2.7 (20)	
Hexadecane	2.046 (30)	0
1-Hexadecanol	3.8 (50)	1.67 (25, B)
1,5-Hexadiene	2.125 (26)	
2,4-Hexadiene	2.207 (25)	0.31 (25, B)
<i>cis,cis</i> -2,4-Hexadiene	2.163 (24)	
<i>trans,trans</i> -2,4-Hexadiene	2.123 (24)	
Hexafluoroacetone	2.104 (– 71)	
Hexafluorobenzene	2.029 (25)	0
1,1,1,3,3,3-Hexafluoro-2-propanol	16.70 (20)	
Hexamethyldisiloxane	2.2 (20)	0.37 (25, lq)
Hexamethylphosphorotriamide	31.3 (20)	5.5, 4.31 (25, lq)
Hexane	1.904 (15), 1.890 (20)	0
Hexanedinitrile	32.45 (25)	3.8 (25, B)

TABLE 5.17 Dielectric Constant (Permittivity) and Dipole Moment of Various Organic Substances (*Continued*)

Substance	Dielectric constant, ϵ	Dipole moment, D
Hexanenitrile	17.26 (25)	
1-Hexanethiol	4.436 (20)	
1,2,6-Hexanetriol	31.5 (12)	
Hexanoic acid	2.600 (25)	1.13 (25, lq)
1-Hexanol	13.03 (20), 8.5 (75)	1.55 (20, B)
(\pm)-2-Hexanol	11.06 (25)	
3-Hexanol	9.66 (25)	
2-Hexanone	14.6 (15), 14.56 (20)	2.68 (22, B)
1-Hexene	2.051 (20)	0
<i>cis</i> -2-Hexene		0
<i>trans</i> -2-Hexene	1.978 (22)	0
<i>cis</i> -3-Hexene	2.069 (23)	0
<i>trans</i> -3-Hexene	1.954 (20)	0
Hexyl acetate	4.42 (20)	
Hexylamine	4.08 (20)	
1-Hexyne	2.621 (23)	0.83
2-Hydroxyacetophenone	21.33 (25)	
2-Hydroxybutanoic acid	37.7 (23)	
3-Hydroxybutanoic acid	31.5 (23)	
<i>N</i> -(2-Hydroxyethyl)acetamide	96.6 (25)	
4-Hydroxy-4-methyl-2-pentanone	18.2 (25)	3.24 (20, B)
3-Hydroxypropanoic acid	30.0 (23)	
Iodobenzene	4.59 (20)	1.70
1-Iodobutane	6.27 (20), 4.52 (130)	2.10
2-Iodobutane	7.873 (20)	2.12
1-Iodododecane	3.9 (20)	1.87 (20, C)
Iodoethane	10.2 (-50), 7.82 (20)	1.91
1-Iodoheptane	4.92 (22)	1.86 (22, B)
3-Iodoheptane	6.39 (22)	1.95 (22, B)
1-Iodohexadecane	3.5 (20)	
1-Iodohexane	5.37 (20)	1.94 (20, C)
Iodomethane	6.97 (20)	1.62
1-Iodo-3-methylbutane	5.6 (19)	1.85 (20, B)
2-Iodo-2-methylbutane	8.19 (20)	2.20 (20, B)
1-Iodo-2-methylpropane	6.47 (20)	1.89 (20, B)
2-Iodo-2-methylpropane	6.65 (10)	
1-Iodooctane	4.6 (25)	1.80 (25, lq), 1.90 (20, C)
2-Iodooctane	5.8 (20)	2.07 (20, C)
1-Iodopentane	5.78 (20)	1.90 (20, B)
3-Iodopentane	7.432 (20)	
1-Iodopropane	7.07 (20)	2.03
2-Iodopropane	8.19 (25)	2.01 (20, B)
3-Iodopropene	6.1 (19)	
<i>p</i> -Iodotoluene	4.4 (35)	1.72 (22, B)
α -Ionone	11 (18)	
β -Ionone	12 (20)	
Iron pentacarbonyl	2.602 (20)	
Isobutanenitrile	20.4 (24)	3.61 (25, B)
Isobutene	2.1225 (15)	0.503
<i>N</i> -Isobutylacetamide	111.0 (20)	
Isobutyl acetate	5.068 (20)	1.87 (22, B)
Isobutylamine	4.43 (21)	1.27 (25, B)

TABLE 5.17 Dielectric Constant (Permittivity) and Dipole Moment of Various Organic Substances (*Continued*)

Substance	Dielectric constant, ϵ	Dipole moment, D
Isobutylbenzene	2.319 (20), 2.298 (30)	0.31 (20, lq)
Isobutyl butanoate	4.1 (20)	1.9
Isobutyl chlorocarbonate	9.1 (20)	
Isobutyl formate	6.41 (20)	1.89 (20, B)
Isobutyl isocyanate	11.64 (20)	
Isobutyl nitrate	2.7 (20)	
Isobutyl pentanoate	3.8 (19)	
Isobutylsilane	2.497 (20)	
Isobutyl trichloroacetate	7.667 (20)	
Isobutyl vinyl ether	3.34 (20)	
Isobutyronitrile	20.4 (24)	3.61 (25, B)
Isopentyl acetate	4.72 (20), 4.63 (30)	1.84 (22, B), 1.76 (30, lq)
Isopentyl butanoate	4.0 (20)	
Isopentyl pentanoate	3.6 (19)	1.8 (28, B)
Isopentyl propanoate	4.2 (20)	
Isopropyl acetate		1.86 (22, B)
Isopropylamine	5.627 (20)	1.19
Isopropylbenzene	2.38 (20)	0.79
Isopropyl carborane	45.0 (20)	
<i>N</i> -Isopropylformamide	65.7 (25)	
1-Isopropyl-4-methylbenzene	2.24 (20)	0
Isopropyl nitrite	13.92 (-13)	
Isoquinoline	11.0 (25)	2.73
Lactic acid	22 (17)	
Lactonitrile	38 (20)	
D -Limonene	2.4 (20), 2.37 (25)	1.57 (25, B)
(\pm)-Limonene	2.3 (20)	0.63 (25, B)
Maleic anhydride	52.75 (53)	
(\pm)-Mandelonitrile	17.8 (23)	
D -Mannitol	24.6 (170)	
Menthol		1.55 (20, B)
Methacrylic acid		1.65
Methacrylonitrile		3.69
Methane	1.676 (-182), 1.000 94 (0)	0
Methanesulfonyl chloride	34.0 (20)	
Methanethiol		1.52 (g)
Methanol	41.8 (-20), 33.0 (20)	1.70
2-Methoxyaniline	5.230 (30)	
3-Methoxyaniline	8.76 (25)	
4-Methoxyaniline	7.85 (60)	
<i>o</i> -Methoxybenzaldehyde		4.34 (20, B)
<i>p</i> -Methoxybenzaldehyde	22.3 (22), 22.0 (30), 10.4 (248)	3.26 (35, B)
Methoxybenzene	4.30 (21), 3.9 (70)	1.38
2-Methoxyethanol	17.2 (25), 16.0 (30)	2.36
<i>N</i> -(2-Methoxyethyl)acetamide	80.7 (25)	
2-Methoxyethyl acetate	8.25 (20)	2.13 (30, B)
1-Methoxy-2-nitrobenzene	45.75 (20)	4.83
<i>o</i> -Methoxyphenol	11.95 (25)	
<i>m</i> -Methoxyphenol	11.59 (25)	
<i>p</i> -Methoxyphenol	11.05 (60)	
2-Methoxy-4-(2-propenyl)phenol		2.46 (25, B)
<i>o</i> -Methoxytoluene	3.5 (20)	

TABLE 5.17 Dielectric Constant (Permittivity) and Dipole Moment of Various Organic Substances (*Continued*)

Substance	Dielectric constant, ϵ	Dipole moment, D
<i>m</i> -Methoxytoluene	3.5 (20)	
<i>p</i> -Methoxytoluene	4.0 (20)	
Methoxytrimethylsilane	3.248 (25)	
<i>N</i> -Methylacetamide	178.9 (30), 138.6 (60)	4.39 (20, D)
Methyl acetate	7.07 (15), 7.03 (20), 6.68 (25)	1.72
Methyl acrylate	7.03 (30)	1.77 (25, B)
Methylamine	16.7 (−58), 11.4 (−10), 10.0 (18)	1.31
Methyl 2-aminobenzoate	21.9 (25)	
<i>N</i> -Methylaniline	5.96 (20)	1.67 (25, B)
2-Methylaniline	6.138 (25)	
3-Methylaniline	5.816 (25)	
4-Methylaniline	5.058 (25)	
<i>N</i> -Methylbenzenesulfonamide	67.1 (30)	
Methyl benzoate	6.64 (30)	1.86 (25, B)
2-Methyl-1,2-butadiene	2.1 (25)	0.15
2-Methyl-1,3-butadiene	2.098 (20)	0.25
2-Methylbutane	1.871 (0), 1.845 (20)	0.13
2-Methyl-2-butanethiol	5.083 (20)	
Methyl butanoate	5.6 (20), 5.48 (29)	1.72 (22, B)
3-Methylbutanoic acid	2.64 (20)	0.63 (25)
2-Methyl-1-butanol	15.63 (25)	1.9
2-Methyl-2-butanol	5.78 (25)	1.72 (20, B)
3-Methyl-1-butanol	15.63 (20), 14.7 (25), 5.82 (130)	1.82 (25, B)
3-Methyl-2-butanol	12.1 (25)	
3-Methyl-2-butanone	10.37 (20)	
2-Methyl-1-butene	2.180 (20)	0.52 (20, lq)
2-Methyl-2-butene	1.979 (23)	0.11 (25, lq), 0.34 (25, B)
3-Methyl-1-butene	1.0028 (100, g)	0.320
2-Methyl-1-butene-2-one	10.39 (30)	
2-Methylbutyl acetate	4.63 (30)	1.82 (22)
3-Methylbutyl 3-methylbutanoate	4.39 (15)	
3-Methylbutyronitrile	18 (220)	3.62 (25, C)
Methyl carbamate	18.48 (55)	
Methyl chloroacetate	12.0 (20)	
<i>N</i> -Methyl-2-chloroacetamide	92.3 (50)	
Methyl 4-chlorobutanoate	9.51 (30)	
Methyl crotonate	6.664 (20)	
Methyl cyanoacetate	29.3 (20), 19.23 (50), 17.57 (65)	
Methylcyclohexane	2.024 (20)	0
2-Methylcyclohexanol		1.95 (25, B)
<i>cis</i> -3-Methylcyclohexanol	16.05 (20)	1.91
<i>trans</i> -3-Methylcyclohexanol	8.05 (20)	1.75
4-Methylcyclohexanol		1.9 (25, B)
2-Methylcyclohexanone	16 (−15), 14.0 (20)	2.98 (25, B)
3-Methylcyclohexanone	18 (−80), 12.4 (20)	3.06 (25, B)
4-Methylcyclohexanone	15 (−41), 12.35 (20)	3.07 (25, B)
Methylcyclopentane	1.985 (20)	0
1-Methylcyclopentanol	7.11 (37)	
Methyl decanoate		1.65 (20, Hx)
Methyl dodecanoate		1.70 (20, Hx)
<i>N</i> -Methylformamide	200.1 (15), 189.0 (20), 182.4 (25)	3.83
Methyl formate	9.20 (15), 8.5 (20)	1.77

TABLE 5.17 Dielectric Constant (Permittivity) and Dipole Moment of Various Organic Substances (*Continued*)

Substance	Dielectric constant, ϵ	Dipole moment, D
2-Methylfuran	2.76 (20)	0.65
Methyl furan-2-carboxylate	11.01 (20)	
(mono)Methyl glutarate	8.37 (20)	
2-Methylheptane	1.95 (20)	0
2-Methyl-2-heptanol	3.38 (-7), 2.46 (25)	
2-Methyl-3-heptanol	3.37 (20), 3.75 (60)	1.63 (20, B)
2-Methyl-4-heptanol	3.30 (20), 3.65 (60)	
3-Methyl-3-heptanol	3.74 (20), 2.89 (60)	
3-Methyl-4-heptanol	9.1 (-20), 7.4 (20)	
4-Methyl-3-heptanol	5.25 (20), 4.62 (55)	
4-Methyl-4-heptanol	2.87 (20), 3.27 (60)	
2-Methylhexane	1.922 (20)	0
3-Methylhexane	1.920 (20)	0
Methyl hexanoate	4.615 (20)	1.70 (20, Hx)
2-Methyl-2-hexanol	3.257 (24)	
3-Methyl-2-hexanol	4.990 (24)	
3-Methyl-3-hexanol	3.248 (25)	
5-Methyl-2-hexanone	13.53 (20)	
Methyl isobutanoate		1.98 (20, B)
Methylisocyanate	21.75 (16)	2.8
Methyl methacrylate	6.32 (30)	1.68 (25, B)
<i>N</i> -Methyl methanesulfonamide	104.4 (25)	
Methyl <i>o</i> -methoxybenzene	7.7 (21)	
Methyl <i>p</i> -methoxybenzoate	4.3 (33)	
<i>N</i> -Methyl-2-methylbutanamide	123.0 (34)	
<i>N</i> -Methyl-3-methylbutanamide	114.0 (26)	
Methyl 3-(methylthio)propanoate	8.66 (30)	
1-Methylnaphthalene	2.92 (20)	0
Methyl nitrate	23.9 (20)	
Methyl nitrite	20.77 (-73)	
Methyl <i>o</i> -nitrobenzoate	28 (25)	3.67 (30, B)
2-Methyloctane	1.97 (20)	0
3-Methyloctane		0
4-Methyloctane	1.97 (20)	0
Methyl oleate	3.211 (20)	
2-Methyl-1,3-pentadiene	2.422 (25)	
3-Methyl-1,3-pentadiene	2.426 (25)	
4-Methyl-1,3-pentadiene	2.599 (20)	
<i>N</i> -Methylpentanamide	131.0 (13)	
2-Methylpentane	1.886 (20)	0
3-Methylpentane	1.886 (20)	0
2-Methyl-2,4-pentanediol	23.4 (20)	2.9
4-Methylpentanenitrile	17.5 (22)	3.53 (25, B)
Methyl pentanoate	4.992 (20)	1.62 (22, B)
3-Methyl-1-pentanol	15.2 (25)	
3-Methyl-3-pentanol	4.322 (20)	
4-Methyl-2-pentanone	15.6 (0), 15.1 (20), 11.78 (40)	
4-Methylpentenenitrile	17.5 (22)	3.5
4-Methyl-3-penten-2-one	15.6 (0)	2.8
1-Methyl-1-phenylhydrazine	7.3 (19)	1.84 (15, B)
Methyl phenyl sulfide		1.38 (20, B)
Methyl phenyl sulfone	37.9 (100)	

TABLE 5.17 Dielectric Constant (Permittivity) and Dipole Moment of Various Organic Substances (*Continued*)

Substance	Dielectric constant, ϵ	Dipole moment, D
2-Methylpropanal		2.6
<i>N</i> -Methylpropanamide	170.0 (20), 151 (40)	3.59
2-Methyl-1-propanamine	4.43 (21)	1.3
2-Methylpropane	1.752 (25)	0.132
2-Methylpropanenitrile	24.42 (20)	4.29
2-Methyl-1-propanethiol	4.961 (25)	
2-Methyl-2-propanethiol	5.475 (20)	1.66
Methyl propanoate	6.200 (20)	1.70 (22, B)
2-Methylpropanoic acid	2.58 (20)	1.08 (25, lq)
2-Methylpropanoic anhydride	13.6 (19)	
2-Methyl-1-propanol	26 (–34), 17.93 (20)	1.64
2-Methyl-2-propanol	12.47 (25), 10.9 (30), 8.49 (50)	1.67 (22, B)
2-Methylpropene		0.50
2-Methyl-2-propenenitrile		3.69
2-Methylpropenoic acid		1.6
2-Methylpropyl acetate	5.07 (20)	1.87 (22, B)
2-Methyl-1-propylamine	4.43 (21)	1.27 (27)
(2-Methylpropyl)benzene	2.32 (20)	0
2-Methylpropyl formate	6.41 (20)	1.88 (22)
2-Methylpyridine	10.18 (20)	1.85
3-Methylpyridine	11.10 (30)	2.41 (25, B)
4-Methylpyridine	12.2 (20)	2.70
2-Methylpyridine-1-oxide	36.4 (50)	
3-Methylpyridine-1-oxide	28.26 (45)	
<i>N</i> -Methylpyrrolidine	32.2 (25)	
<i>N</i> -Methyl-2-pyrrolidinone	32.55 (20), 32.2 (25)	4.09 (30, B)
Methyl salicylate	9.41 (30), 8.80 (41)	2.47 (25, B)
3-Methyl sulfolane	29.4 (25)	
Methyl tetradecanoate		1.62 (25, B)
2-Methyltetrahydrofuran	6.97 (25)	
Methyl tetrahydrothiophene-2-carboxylate	7.30 (20)	
Methyl thiocyanate	4.3 (19)	3.34 (20, B)
2-Methylthiophene		0.674
3-Methylthiophene		0.95
Methyl thiophene-2-carboxylate	8.81 (20)	
Methyl trifluoromethyl sulfone	32.0 (20)	
Morpholine	7.42 (25)	1.55
β -Myrcene	2.3 (25)	
Naphthalene	2.54 (90)	0
1-Naphthonitrile	16 (70)	
2-Naphthonitrile	17 (70)	
<i>o</i> -Nitroaniline	47.3 (80), 34.5 (90)	4.28 (20, B)
<i>m</i> -Nitroaniline	35.6 (125)	
<i>p</i> -Nitroaniline	78.5 (155), 56.3 (160)	6.3 (25, B)
<i>o</i> -Nitroanisole	45.75 (20)	4.83
<i>m</i> -Nitroanisole	25.7 (45)	
<i>p</i> -Nitroanisole	26.95 (65)	
Nitrobenzene	35.6 (20), 34.82 (25), 24.9 (90)	4.22
<i>m</i> -Nitrobenzyl alcohol	22 (20)	
2-Nitrobiphenyl		3.83 (20, B)
Nitroethane	29.11 (15), 28.06 (30), 27.4 (35)	3.23

TABLE 5.17 Dielectric Constant (Permittivity) and Dipole Moment of Various Organic Substances (*Continued*)

Substance	Dielectric constant, ϵ	Dipole moment, D
2-Nitro-ethylbenzene	21.9 (0)	
Nitromethane	37.27 (20), 35.87 (30), 35.1 (35)	3.46
1-Nitro-2-methoxybenzene		4.83
<i>o</i> -Nitrophenol	16.50 (50)	3.14 (25, B)
<i>m</i> -Nitrophenol	35.45 (100)	
<i>p</i> -Nitrophenol	42.20 (120)	
1-Nitropropane	24.70 (15), 23.24 (30), 22.7 (35)	3.66
2-Nitropropane	26.74 (15), 25.52 (30)	3.73
<i>N</i> -Nitrosodimethylamine	53 (20)	4.01 (20, B)
<i>o</i> -Nitrotoluene	26.36 (20), 22.0 (58)	3.72 (20, B)
<i>m</i> -Nitrotoluene	24.95 (30), 22 (58)	4.20 (20, B)
<i>p</i> -Nitrotoluene	22.2 (58)	4.47 (25, B)
Nonane	1.972 (20), 1.85 (110)	0
Nonanoic acid	2.48 (22)	0.8
1-Nonanol		1.72 (20, B)
1-Nonene	2.18 (20)	0
(<i>trans, trans</i>)-9,12-Octadecadienoic acid	2.70 (70), 2.60 (120)	1.40 (18, Hx)
Octamethylcyclotetrasiloxane	2.4 (20)	0.42 (25, lq), 0.67 (25, B)
Octamethyltrisiloxane	2.3 (20)	0.64 (25, lq)
Octane	1.948 (20), 1.83 (110)	0
Octanenitrile	13.90 (20)	
Octanoic acid	2.85 (15), 2.45 (20)	1.15 (25, lq)
1-Octanol	11.3 (10), 10.30 (20)	1.72 (20, B)
2-Octanol	8.13 (20), 6.52 (40)	1.65 (20, B)
2-Octanone	9.51 (20), 7.42 (100)	2.72 (15, B)
1-Octene	2.113 (20)	0
<i>cis</i> -2-Octene	2.06 (25)	0
<i>trans</i> -2-Octene	2.00 (25)	0
Oleic acid	2.34 (20)	1.2
Oxalyl chloride	3.470 (21)	0.93 (20, B)
Palmitic acid	2.3 (70)	
Paraldehyde	13.9 (25)	1.43
Parathion		4.98 (25, B)
Pentachloroethane	3.73 (20), 3.716 (25)	0.92
2,3,4,5,6-Pentachlorotoluene	4.8 (20)	
Pentadecane		0
<i>cis</i> -1,3-Pentadiene	2.32 (25)	0.50 (25, B)
1,4-Pentadiene	2.054 (24)	
Pentanal	10.1 (17), 10.00 (20)	2.59 (20, B)
Pentane	2.011 (-90), 1.837 (20)	0
1,2-Pentanediol	17.31 (24)	
1,4-Pentanediol	26.74 (23)	
1,5-Pentanediol	26.2 (20)	2.45 (20, D)
2,3-Pentanediol	17.37 (24)	
2,4-Pentanediol	24.69 (21)	
2,4-Pentanedione	26.52 (30)	3.03
Pentanenitrile	20.04 (20)	4.12, 3.57 (25, B)
1-Pentanethiol	4.85 (20), 4.55 (25), 4.23 (50)	1.54 (25, lq)
Pentanoic acid	2.66 (21)	1.61 (20, D)
1-Pentanol	16.9 (20), 15.13 (25)	1.71 (20, B)
2-Pentanol	13.71 (25)	1.66 (22, B)

TABLE 5.17 Dielectric Constant (Permittivity) and Dipole Moment of Various Organic Substances (*Continued*)

Substance	Dielectric constant, ϵ	Dipole moment, D
3-Pentanol	13.35 (25)	1.64 (22, B)
2-Pentanone	15.45 (20), 11.73 (80)	2.72 (22, B)
3-Pentanone	19.4 (-20), 17.00 (20)	2.72 (20, B)
2-Pentanone oxime	3.3 (25)	
1-Pentene	2.011 (20)	0.5
<i>cis</i> -2-Pentene		0
<i>trans</i> -2-Pentene		0
Pentyl acetate	4.79 (20)	1.75
Pentylamine	4.27 (20)	1.55 (30, B)
Pentyl formate	5.7 (19)	1.90
Pentyl nitrate	9.0 (18)	
Pentyl nitrite	7.21 (25)	
<i>tert</i> -Pentyl nitrite	10.88 (25)	
Phenanthrene	2.8 (20)	0
Phenol	12.40 (30), 9.78 (60)	1.224
Phenoxyacetylene	4.76 (25)	1.42 (25, lq)
Phenyl acetate	5.40 (25)	1.54 (22, B)
Phenylacetic acid	3.47 (80)	
Phenylacetonitrile	17.87 (26), 8.5 (234)	3.47 (27, B)
Phenylacetylene	2.98 (20)	0.72 (20, B)
1-Phenylethanol	8.77 (20), 7.6 (90)	1.51 (20, B)
2-Phenylethanol	12.31 (20)	
Phenylhydrazine	7.15 (20)	1.67 (25, B)
Phenyl isocyanate	8.94 (20)	
Phenyl isothiocyanate	10 (20)	
1-Phenylpropene	2.7 (20)	
2-Phenylpropene	2.3 (20)	
3-Phenylpropene	2.6 (20)	
Phenyl salicylate	6.3 (50)	
Phosgene	4.7 (0), 4.3 (22)	
Phthalide	36 (75)	
(\pm)- α -Pinene	2.64 (25), 2.26 (30)	0.60 (25, B)
<i>L</i> - β -Pinene	2.76 (20)	
Piperidine	4.33 (20)	1.19 (25, B)
Propanal	18.5 (17)	2.52
Propane	1.668 (20)	0.084
1,2-Propanediamine	10.2	
1,3-Propanediamine	9.55	1.96 (25, B)
1,2-Propanediol	32.0 (20), 27.5 (30)	2.27 (25, D)
1,3-Propanediol	35.1 (20)	2.52 (25, D)
1,2-Propanediol dinitrate	26.80 (20)	
1,3-Propanediol dinitrate	18.97 (20)	
1,2-Propanedithiol	7.24 (20)	
1,3-Propanedithiol	8.11 (30)	
Propanenitrile	29.7 (20)	4.05
1-Propanethiol	5.94 (15), 1.55 (25)	1.68
2-Propanethiol	5.95 (25)	1.61
1,2,3-Propanetriol 1-acetate	38.57 (-31), 7.11 (20)	
Propanoic acid	3.30 (10), 3.44 (25)	1.76
Propanoic anhydride	18.30 (20)	
1-Propanol	20.8 (20), 20.33 (25)	1.55
2-Propanol	20.18 (20), 18.3 (25), 16.2 (40)	1.58

TABLE 5.17 Dielectric Constant (Permittivity) and Dipole Moment of Various Organic Substances (*Continued*)

Substance	Dielectric constant, ϵ	Dipole moment, D
2-Propenal		3.12
Propene	2.137 (–53), 1.88 (20), 1.44 (90)	0.366
Propenenitrile	33.0 (20)	3.87
2-Propen-1-ol	21.6 (15), 19.7 (20)	1.60
Propionaldehyde (propanal)	18.5 (17)	2.75
Propionamide		3.4 (30, B)
Propyl acetate	5.62 (20)	1.86 (25, B)
<i>N</i> -Propylacetamide	117.8 (25)	
Propylamine	5.31 (20), 5.08 (26)	1.17
Propylbenzene	2.37 (20), 2.351 (30)	0
Propyl benzoate	5.78 (30)	
Propyl butanoate	4.3 (20)	
Propyl carbamate	12.06 (65)	
Propylene carbonate	66.14 (20)	4.9
Propyleneimine		1.77 (<i>cis</i>), 1.60 (<i>trans</i>)
1,2-Propylene oxide		2.00
Propyl formate	7.72 (19), 6.92 (30)	1.91 (22, B)
Propyl nitrate	14 (18)	3.01 (20, B)
Propyl nitrite	12.35 (–23)	
Propyl pentanoate	4 (19)	
<i>N</i> -Propylpropanamide	118.1 (25)	
Propyl propanoate	5.25 (20)	1.79 (22, B)
Propyl trichloroacetate	8.32 (25)	
Propyne	3.218 (–27)	0.784
2-Propyn-1-ol	20.8 (20)	1.13
Pulegone	9.5 (20)	2.00 (25, B)
Pyridazine		4.22
Pyrazine	2.80 (50)	0
Pyridine	13.26 (20), 12.3 (25), 9.4 (116)	2.215
Pyridine-1-oxide	35.94 (70)	
Pyrimidine		2.33
1 <i>H</i> -Pyrrole	8.00 (20), 8.13 (25)	1.74
Pyrrolidine	8.30 (20)	1.58 (20, B)
2-Pyrrolidone		3.55 (25, B)
Quinoline	9.16 (20), 9.00 (25)	2.29
Safrole	3.1 (21)	
Salicylaldehyde	18.35 (20)	2.86 (20, B)
D -Sorbitol	35.5 (80)	
Squalane	1.911 (100)	0
Squalene		0.68 (25, B)
Stearic acid	2.29 (70), 2.26 (100)	1.76 (25, D)
Styrene	2.47 (20), 2.43 (25), 2.32 (75)	0.13 (25, lq)
Succinonitrile	62.6 (25), 56.5 (57), 54 (68)	3.68 (30, toluene)
α -Terpinene	2.45 (25)	
Terpinolene	2.29 (25)	
1,1,2,2-Tetrabromoethane	8.6 (3), 7.0 (22), 6.72 (30)	1.41
1,1,2,2-Tetrachlorodifluoroethane	2.52 (35)	
1,1,1,2-Tetrachloroethane	9.22 (–66)	
1,1,2,2-Tetrachloroethane	8.50 (20)	1.32
Tetrachloroethylene	2.30 (25), 2.268 (30)	0
1,1,3,4-Tetrachlorohexafluoro-butane	2.86 (20)	

TABLE 5.17 Dielectric Constant (Permittivity) and Dipole Moment of Various Organic Substances (*Continued*)

Substance	Dielectric constant, ϵ	Dipole moment, D
Tetradecafluorohexane	1.76 (25)	
Tetradecamethylhexasiloxane	2.5 (20)	1.58 (20, lq)
Tetradecane		0
Tetradecanoic acid		0.76 (25, B)
1-Tetradecanol	4.72 (38), 4.40 (48)	1.69 (25, C)
Tetraethylene glycol	20.44 (20)	5.84 (20, lq)
Tetraethyl lead		0.3 (20, B)
Tetraethylsilane	2.09 (20)	0
Tetraethyl silicate	4.1 (20)	1.72 (32, B)
Tetrafluoromethane	1.685 (-147)	
2,2,3,3-Tetrafluoro-1-propanol	21.03 (25)	
Tetrahydrofuran	11.6 (-70), 7.52 (22)	1.75 (25, B)
Tetrahydro-2-furanmethanol	13.61 (23), 13.48 (30)	2.12 (35, lq)
2-Tetrahydrofurfuryl acetate	9.65 (20)	
1,2,3,4-Tetrahydronaphthalene	2.77 (25)	0
1,2,3,4-Tetrahydro-2-naphthol	11.7 (20), 6.7 (90)	
Tetrahydropyran	5.66 (20), 5.61 (25)	1.74
Tetrahydrothiophene		1.9
Tetrahydrothiophene-1,1-dioxide (sulfolane)	43.26 (30)	4.81 (25, B)
Tetrahydrothiophene-S-oxide	42.96 (25), 42.5 (30)	
Tetrakis(methylthio)methane	2.818 (70)	
Tetramethoxymethane	2.40 (20)	
Tetramethyl germanium	1.817 (24)	
1,1,3,3-Tetramethylguanidine	11.5 (25)	
Tetramethylsilane	1.921 (20)	0
Tetramethyl silicate	6.0 (20)	
1,1,2,2-Tetramethylurea	23.10 (20)	3.47 (25, B)
Tetranitromethane	2.317 (25)	0
Tetrathiomethylmethane	2.82 (70)	
Thiacyclopentane		1.90 (25, B)
Thioacetic acid	14.30 (25)	
Thiophene	2.74 (20), 2.57 (25)	0.55
Thymol		1.55 (25, B)
Toluene	2.385 (20), 2.364 (30)	0.375
<i>o</i> -Toluidine	6.34 (18), 6.14 (25), 5.71 (58)	1.60 (25, B)
<i>m</i> -Toluidine	5.95 (18), 5.82 (25), 5.45 (58)	1.45 (25, B)
<i>p</i> -Toluidine	5.06 (60)	1.52 (25, B)
<i>m</i> -Tolunitrile		4.21 (22, B)
<i>p</i> -Tolunitrile		4.47 (20, B)
Tribenzylamine		0.65 (20, B)
2,2,2-Tribromoacetaldehyde	7.6 (20)	1.70 (20, C)
Tribromochloromethane	2.60 (60)	
Tribromofluoromethane	3.00 (20)	
Tribromomethane	4.404 (10), 4.39 (20)	0.99
Tribromonitromethane	9.03 (25)	
1,2,3-Tribromopropane	6.45 (20), 6.00 (30)	1.59 (25, B)
Tributylamine	2.34 (20)	0.78 (25, B)
Tributyl borate	2.23 (20)	0.78 (25, C)
Tributyl phosphate	8.34 (20), 7.96 (30)	3.07 (25, B)
Tributyl phosphite		1.92 (20, C)
Trichloroacetaldehyde	7.6 (-40), 6.9 (20), 6.8 (25)	1.96 (25, B)

TABLE 5.17 Dielectric Constant (Permittivity) and Dipole Moment of Various Organic Substances (*Continued*)

Substance	Dielectric constant, ϵ	Dipole moment, D
Trichloroacetic acid	4.34 (60)	1.1 (25, B, dimer)
Trichloroacetic anhydride	5.0 (25)	
Trichloroacetoneitrile	7.85 (19)	1.93 (19, lq)
4,4,4-Trichlorobutanol	10.0 (18)	
1,2,2-Trichloro-1,1-difluoroethane	4.01 (30)	
1,1,1-Trichloroethane	7.1 (7), 7.24 (20)	1.755
1,1,2-Trichloroethane	7.19 (25)	1.45
Trichloroethylene	3.42 (16), 3.39 (28)	0.77 (30, lq), 0.95 (30, B)
Trichloroethylsilane		2.0
Trichlorofluoromethane	3.00 (25), 2.28 (29)	0.45
(Trichloromethyl)benzene	6.9 (21)	2.0
Trichloromethylsilane		1.87 (25, B)
Trichloronitromethane	7.32 (25)	
2,4,6-Trichlorophenol		1.88 (25, D)
1,2,3-Trichloropropane	7.5 (20)	1.61
Trichlorosilane		0.86
α,α,α -Trichlorotoluene	6.9 (21)	2.17 (20, B)
1,1,2-Trichloro-1,2,2-trifluoroethane	2.41 (25)	
Tridecane	2.02 (20)	0
1-Tridecene	2.14 (20)	0
Triethanolamine	29.36 (25)	3.57 (25, B)
Triethoxymethane	4.779 (20)	
Triethylaluminum	2.9 (20)	
Triethylamine	2.418 (20)	0.66
Triethylborane	1.874 (20)	
Triethylene glycol	23.69 (20)	5.58 (20, lq)
Triethylenetetramine	10.76 (20)	
Triethyl orthovanadate	3.333 (25)	
Triethyl phosphate	13.43 (15), 13.20 (25), 10.93 (65)	3.08 (25, B)
Triethylphosphine oxide	35.5 (50)	
Triethylphosphine sulfide	39.0 (98)	
Triethyl phosphite	5.0	1.82 (25, D)
Trifluoroacetic acid	8.42 (20), 5.76 (50)	2.28
Trifluoroacetic anhydride	2.7 (25)	
1,1,1-Trifluoroethane		2.347
2,2,2-Trifluoroethanol	27.68 (20)	2.03 (25, cHex)
Trifluoromethane	5.2 (26)	1.651
(Trifluoromethyl)benzene	9.22 (25)	2.86
1-Trifluoromethyl-3-nitrobenzene	17.0 (30)	
α,α,α -Trifluorotoluene	9.2 (30), 8.1 (60)	
Trimethoxymethylsilane	4.9 (25)	
Trimethylamine	2.44 (25)	0.612
1,2,3-Trimethylbenzene	2.66 (20), 2.609 (30)	0
1,2,4-Trimethylbenzene	2.38 (20), 2.36 (30)	0
1,3,5-Trimethylbenzene	2.28 (20)	0
Trimethyl borate	2.276 (20)	0.82 (25, C)
2,2,3-Trimethylbutane	1.930 (20)	0
Trimethylchlorosilane	10.21 (0)	
Trimethylene sulfide		1.85
2,2,5-Trimethylhexane		0
2,3,5-Trimethylhexane		0
2,2,3-Trimethylpentane	1.962 (20)	0

TABLE 5.17 Dielectric Constant (Permittivity) and Dipole Moment of Various Organic Substances (*Continued*)

Substance	Dielectric constant, ϵ	Dipole moment, D
2,2,4-Trimethylpentane	1.940 (20)	0
2,3,3-Trimethylpentane	1.98 (20)	0
2,3,4-Trimethylpentane	1.97 (20)	0
Trimethyl phosphate	20.6 (20)	3.2
Trimethylphosphine sulfide		71.6 (20)
Trimethyl phosphite		1.83 (20, C)
2,4,6-Trimethylpyridine	7.807 (25)	1.95 (25, B)
2,4,6-Trinitrophenol	4.0 (21)	
1,3,5-Trioxane	15.55 (65)	2.08
Triphenyl phosphite	3.67 (45), 3.57 (65)	2.04 (25, B)
Tris(4-ethylphenyl) phosphite	3.74 (15), 3.61 (45)	2.08 (25, B)
Tris(2-methylphenyl) phosphate	6.7 (25)	2.9
Tris(3-methylphenyl) phosphate		3.0
Tris(4-methylphenyl) phosphate		3.2
Tris(<i>m</i> -tolyl) phosphite	3.67 (15), 3.53 (45)	1.62 (25, B)
Tris(<i>p</i> -tolyl) phosphite	3.88 (15), 3.74 (45)	1.77 (25, B)
Tri- <i>o</i> -tolyl phosphate	6.92 (40)	2.84 (40, C)
Undecane	2.00 (20), 1.84 (150)	0
2-Undecanone		2.71 (15, B)
1-Undecene	2.14 (20)	0
Urea		4.59 (25, D)
Vinyl acetate		1.79 (25, B)
Vinyl chloride	6.26 (17)	1.45
Vinyl isocyanate	10.62 (25)	
2-Vinylpyridine	9.126 (20)	
4-Vinylpyridine	10.50 (20)	
<i>o</i> -Xylene	2.562 (20), 2.54 (30)	0.62
<i>m</i> -Xylene	2.359 (20), 2.35 (30)	0.33 (20, lq), 0.37 (20, B)
<i>p</i> -Xylene	2.273 (20), 2.22 (50)	0
Xylitol	40.0 (20)	

TABLE 5.18 Viscosity, Dielectric Constant, Dipole Moment, and Surface Tension of Selected Inorganic Substances

For the majority of compounds the dependence of the surface tension γ on the temperature can be given as:

$$\gamma = a - bt$$

where a and b are constants and t is the temperature in degrees Celsius.

The values of the dipole moment are for the gas phase.

Substance	Viscosity, $\text{mN} \cdot \text{s} \cdot \text{m}^{-2}$	Dielectric constant, ϵ	Dipole moment, D	Surface tension, $\text{mN} \cdot \text{m}^{-1}$	
				a	b
Air	0.0182 ²⁰ , 0.0231 ¹²⁷	1.000 536 4			
AlBr ₃		3.38 ¹⁰⁰	5.2		
Ar					
(g)	0.0233 ²⁰ , 0.0288 ¹²⁷	1.000 517 2			
(lq)		1.538 ⁻¹⁹¹ , 1.325 ⁻¹³²	0	34.28	0.2493
AsBr ₃		8.83 ³⁵	1.61	54.41	0.1043
AsCl ₃		12.6 ²⁰	1.59	41.67	0.097 81
AsH ₃ (arsine)		2.40 ⁻⁷² , 2.05 ²⁰	0.20		
BBr ₃		2.58 ⁰	0	31.90	0.1280
BCl ₃			0		
BF ₃	0.0171 ²⁷ , 0.0217 ¹²⁷		0	-2.92	0.2030
B ₂ H ₆ (diborane)		1.872 ^{-92.5}	0	-3.13	0.1783
B ₄ H ₁₀			0.486		
B ₅ H ₉		21.1 ²⁵	2.13		
B ₆ H ₁₀			2.50		
B ₃ H ₆ N ₃			0		
Br ₂ (g)		1.0128 ²⁰			
(lq)	1.252 ⁰ , 1.03 ¹⁶ , 0.744 ²⁵	3.1484 ²⁵	0	45.5	0.1820
BrF ₃	2.22 ²⁰	106.8 ²⁵	1.1	38.30	0.0999
BrF ₅	0.62 ²⁴	7.91 ^{24.5}	1.51	25.24	0.1098
Cl ₂ (g)	0.0132 ²⁰		0		
(lq)		2.147 ⁻⁶⁵ , 1.91 ¹⁴		19.87	0.1897
ClF ₃	0.48 ¹²	4.394 ²⁰ , 4.29 ²⁵	0.554	26.9	0.1660
ClF ₅		4.28 ⁻⁸⁰			
ClO ₃ F		2.194 ⁻¹²³	0.023	12.24	0.1576
CO (g)	0.0175 ²⁰ , 0.0221 ¹²⁷	1.000 70 ⁰	0.112		
(lq)				-30.20	0.2073
CO ₂ (g)	0.0147 ²⁰ , 0.0197 ¹²⁷	1.000 922	0		
(lq)	0.071 ²⁰	1.60 ^{0°C, 50 atm} , 1.449 ²³		6.14 ⁻¹⁰	2.67 ¹⁰
COCl ₂		4.34 ²²	1.17	22.59	0.1456
COF ₂			0.95		
COS		4.47 ⁻⁸⁸	0.712	12.12	0.1779
COSe		3.47 ¹⁰	0.73		
CS			1.98		

TABLE 5.18 Viscosity, Dielectric Constant, Dipole Moment, and Surface Tension of Selected Inorganic Substances (*Continued*)

Substance	Viscosity, $\text{mN} \cdot \text{s} \cdot \text{m}^{-2}$	Dielectric constant, ϵ	Dipole moment, D	Surface tension, $\text{mN} \cdot \text{m}^{-1}$	
				<i>a</i>	<i>b</i>
CS ₂ (g) (lq)	0.429 ⁰ , 0.375 ²⁰ , 0.352 ²⁵	1.0029 ⁰ 2.632 ²⁰	0	35.29	0.1484
CrO ₂ Cl ₂ D ₂ (deuterium)	0.0126 ²⁷ , 0.0154 ¹²⁷	2.6 ²⁰ 1.290 ⁻²⁵⁵ , 1.277 ⁻²⁵³	0.47		
DH D ₂ O	0.0111 ²⁵ (g), 1.098 ²⁵ (lq)	1.269 ^{16.78 K} 79.75 ²⁰ , 78.25 ²⁵	1.87	6.537 71.72 ²⁰	0.1883 68.38 ⁴⁰
F ₂		1.491 ⁻²²⁰ , 1.54 ⁻²⁰²		-16.10	0.1646
GaCl ₃ GeBr ₄ GeBr ₄ GeCl ₄ GeClH ₃		2.955 ²⁶ 2.463 ⁰ , 2.430 ²⁵	0.85	35.0 35.51 ³⁰ 35.51 ³⁰ 22.44 ³⁰	0.1000 33.70 ⁵⁰ 33.70 ⁵⁰
H ₂ (g) t (lq)	0.0088 ²⁰ , 0.109 ¹²⁷	1.000 253 8 1.279 ^{13.5 K} , 1.228 ^{20.4 K}	0	2.80 ⁻²⁵⁸	2.12 ⁻²⁵⁴
HBr (g) (lq)	0.83 ⁻⁶⁷	1.003 13 ⁰ 8.23 ⁻⁸⁶ , 3.82 ²⁵	0.827	13.10	0.2079
He (g) (lq) (II) (III) (IV)	0.0196 ²⁷ , 0.0244 ²⁷	1.000 065 0 1.0555 ^{2.055 K}	0	0.351 ^{0.50 K} 0.151 ^{3.61 K} 0.372 ^{0.50 K}	0.317 ^{2.00 K} 0.131 ^{1.13 K} 0.354 ^{1.40 K}
HCl (g) (lq)	0.0146 ²⁷ , 0.0197 ¹²⁷ 0.51 ⁻⁹⁵	1.0046 ⁰ 14.3 ⁻¹¹⁴ , 4.60 ²⁸	1.109		
HClO HCN	0.235 ⁰ , 0.206 ¹⁸ , 0.183 ²⁵	114.9 ²⁰	1.3 2.98	19.45 ¹⁰	18.33 ²⁰
HCNO (iso- cyanate) HCNS HF HFO	0.256 ⁰	83.6 ⁰	1.6 1.7 1.826 2.23	10.41	0.078 67
HI (g) (lq) HN ₃ (azide)		1.002 34 ⁰ 3.87 ⁻⁵³ , 2.90 ²²	0.448		
H ₂ O (see Table 5.19) H ₂ O ₂ HNO ₃ H ₂ S (g) (lq) H ₂ Se	1.25 ²⁰ 0.412 ⁰	84.2 ⁰ , 74.6 ¹⁷ 1.0040 ⁰ 5.93 ¹⁰	1.70 1.573 2.17 0.97 0.24	78.97 48.95 22.32	0.1549 0.1758 0.1482

TABLE 5.18 Viscosity, Dielectric Constant, Dipole Moment, and Surface Tension of Selected Inorganic Substances (*Continued*)

Substance	Viscosity, $\text{mN} \cdot \text{s} \cdot \text{m}^{-2}$	Dielectric constant, ϵ	Dipole moment, D	Surface tension, $\text{mN} \cdot \text{m}^{-1}$	
				<i>a</i>	<i>b</i>
HSO_3Cl	2.43 ²⁰	60 ⁶⁰			
HSO_3F	1.56 ²⁵	ca. 120 ²⁵			
H_2SO_4	24.54 ²⁵	100 ²⁵			
H_2Te			<0.2	29.03	0.2619
Hg	1.552 ²⁰ , 1.526 ²⁵ , 1.402 ⁵⁰		0	490.6	0.2049
I_2	1.98 ¹¹⁶	11.1 ¹¹⁸	0		
IBr			0.726		
IF			1.95		
IF_5		37.13 ²⁰	2.18	33.16	0.1318
IF_7		1.97 ²³			
IOF_5		1.75 ²⁵			
Kr (g)	0.0250 ²⁰ , 0.0331 ¹²⁷		<0.05		
(lq)		1.644 ^{-153.4}		40.576 (in K)	0.2890 (in K)
Mn_2O_7		3.28 ²⁰			
Ne (g)	0.0303 ²⁰ , 0.0389 ¹²⁷	1.000 063 9 ²⁰	0		
(lq)		1.1907 ^{-247.1}			
N_2 (g)	0.0176 ²⁰ , 0.0222 ¹²⁷	1.000 548 0 ²⁰	0		
(lq)		1.468 ⁻²¹⁰ , 1.454 ⁻²⁰³		26.42 (in K)	0.2265 (in K)
NH_3 (g)		1.0072 ⁰	1.471		
(lq)	0.254 ^{-33.5}	22.4 ^{-33.5} , 16.61 ²⁰		37.91 ⁻⁵⁰	35.38 ⁻⁴⁰
N_2H_4 (hydra- zine)	0.97 ²⁰ , 0.876 ²⁵ , 0.628 ⁵⁰	52.9 ²⁰ , 51.7 ²⁵	1.75	72.41	0.2407
$\text{Ni}(\text{CO})_4$				18.11	0.1117
NO	0.0192 ²⁷ , 0.0238 ¹²⁷		0.159	-67.48	0.5853
N_2O (g)	0.0146 ²⁰ , 0.0194 ¹²⁷	1.001 13 ⁰	0.161		
(lq)		1.52 ¹⁵		5.09	0.2032
NO_2	0.532 ⁰ , 0.402 ²⁵		0.316		
N_2O_4		2.56 ²⁵ , 2.44 ²⁰	0.5		
N_2O_3			2.122		
NOBr		13.4 ¹⁵	1.8		
NOCl		18.2 ¹²	1.9	29.49	0.1493
NO_2Cl			0.53		
NOF			1.73	14.00	0.1165
NO_2F			0.47	8.26	0.1854
NO_3		31.13 ⁻⁷⁰			
O_2 (g)	0.0204 ²⁰ , 0.0261 ¹²⁷	1.000 494 7 ²⁰	0		
(lq)		1.568 ^{-218.7} , 1.507 ⁻¹⁹³		-33.72	0.2561
O_3		4.75 ⁻¹⁸³	0.534	38.1 ⁻¹⁸³	

TABLE 5.18 Viscosity, Dielectric Constant, Dipole Moment, and Surface Tension of Selected Inorganic Substances (*Continued*)

Substance	Viscosity, $\text{mN} \cdot \text{s} \cdot \text{m}^{-2}$	Dielectric constant, ϵ	Dipole moment, D	Surface tension, $\text{mN} \cdot \text{m}^{-1}$	
				<i>a</i>	<i>b</i>
OF ₂			0.297		
O ₂ F ₂ (FOOF)			1.44		
OsO ₄			0		
P (lq)		4.096 ³⁴			
PBr ₃		3.9 ²⁰	0.56	45.34	0.1283
PCl ₃	0.662 ⁹ , 0.529 ²⁵ , 0.439 ⁵⁰	3.43 ²⁵ , 3.50 ¹⁷	0.78	31.14	0.1266
PCl ₅		2.85 ¹⁶⁰ , 2.7 ¹⁶⁵	0.9		
PCl ₂ F ₃		2.813 ⁻⁴⁵			
PCl ₃ F ₂		2.375 ⁻⁵			
PCl ₄ F		2.65 ^{0.5}			
PF ₃			1.03		
PF ₅			0		
PH ₃		2.9 ¹⁵	0.574		
PI ₃		4.12 ⁶⁵	0	61.66	0.067 71
PO ₃				40.44	0.1158
POCl ₃	1.065 ²⁵	13.7 ²⁵	2.54	35.22	0.1275
POF ₃			1.868		
PSCl ₃		5.8 ²²	1.42	37.00	0.1272
PSF ₃			0.64		
PbCl ₄		2.78 ²⁰			
ReO ₂ Cl ₃				57.00	0.2485
ReO ₃ Cl				54.05	0.1979
S		3.499 ¹³⁴			
SCl ₂		2.915 ²⁵	0.36		
S ₂ Cl ₂ dimer		4.79 ¹⁵	1.0	46.23	0.1464
S ₂ F ₂					
FSSF isomer			1.45		
S=SF ₂ isomer			1.03		
SF ₄			0.632	12.87	0.1734
SF ₆	0.0153 ²⁷ , 0.0198 ¹²⁷	1.81 ⁻⁵⁰	0	5.66	0.1190
S ₂ F ₁₀		2.020 ²⁰	0		
SO ₂ (g)	0.0129 ²⁷ , 0.0175 ¹²⁷	1.0093 ⁰	1.63		
(lq)		16.3 ²⁵		26.58	0.1948
SO ₃		3.11 ¹⁸	0		
SOBr ₂		9.06 ²⁰	9.11	46.28	0.0750
SOCl ₂		9.25 ²⁰ , 8.675 ²⁵	1.45	36.10	0.1416
SOF ₂			1.63		
SO ₂ Cl ₂		9.15 ²⁰	1.81	32.10	0.1328
SO ₂ F ₂			1.12		
SbCl ₃		33.2 ⁷⁵	3.93	47.87	0.1238
SbCl ₅		3.22 ²⁰	0		
SbF ₃				49.07	0.1937
SbH ₃			0.12		
Se (lq)		5.44 ^{237.5}			
SeF ₄			1.78	38.61	0.1274

TABLE 5.18 Viscosity, Dielectric Constant, Dipole Moment, and Surface Tension of Selected Inorganic Substances (*Continued*)

Substance	Viscosity, $\text{mN} \cdot \text{s} \cdot \text{m}^{-2}$	Dielectric constant, ϵ	Dipole moment, D	Surface tension, $\text{mN} \cdot \text{m}^{-1}$	
				<i>a</i>	<i>b</i>
SeF ₆			0		
SeOCl ₂		46.2 ²⁰	2.64		
SeO ₂			2.62		
SiCl ₄	99.4 ²⁵ , 96.2 ⁵⁰	2.248 ⁰	0	20.78	0.099 62
SiF ₄			0		
SiH ₄			0		
SiHCl ₃	0.415 ⁰ , 0.326 ²⁵		0.86	20.43	0.1076
SiH ₃ Cl			1.31		
SnBr ₄		3.169 ³⁰	0		
SnCl ₄		3.014 ⁰ , 2.89 ²⁰	0	29.92	0.1134
TeF ₆			0		
TiCl ₄		2.843 ¹⁴ , 2.80 ²⁰	0	33.54 ²⁰	31.06 ⁴⁰
UF ₆ (g)		1.002 9 ²⁶⁷	0		
(lq)		2.18 ⁶⁵		25.5	0.1240
VCl ₄		3.05 ²⁵	0		
VOBr ₃		3.6 ²⁵			
VOCl ₃		3.4 ²⁵	0.3	36.36 ²⁰	33.60 ⁴⁰
Xe (g)	0.0228 ²⁰ , 0.030 ¹²⁷	1.001 23	0		
(lq, II)		1.880 ^{-111.9}		0.345 ^{1.00 K}	0.317 ^{2.00 K}
XeF ₆		4.10 ¹²⁵			

TABLE 5.19 Refractive Index, Viscosity, Dielectric Constant, and Surface Tension of Water at Various Temperatures

Temp., °C	Refractive index, n_D	Viscosity, $\text{mN} \cdot \text{s} \cdot \text{m}^{-2}$	Dielectric constant, ϵ	Surface tension, $\text{mN} \cdot \text{s} \cdot \text{m}^{-2}$
0	1.333 95	1.793	87.90	75.83
5	1.333 88	1.521	85.84	75.09
10	1.333 69	1.307	83.96	74.36
15	1.333 39	1.135	82.00	73.62
20	1.333 00	1.002	80.20	72.88
25	1.332 50	0.890 3	78.35	72.14
30	1.331 94	0.797 7	76.60	71.40
35	1.331 31	0.719 0	74.83	70.66
40	1.330 61	0.653 2	73.17	69.92
50	1.329 04	0.547 0	69.58	68.45
60	1.327 25	0.466 5	66.73	66.97
70	1.325 11	0.404 0	63.73	65.49
80		0.354 4	60.86	64.01
90		0.314 5	58.12	62.54
100		0.281 8	55.51	61.07

5.6.1 Refractive Index

The refractive index n is the ratio of the velocity of light in a particular substance to the velocity of light in vacuum. Values reported refer to the ratio of the velocity in air to that in the substance saturated with air. Usually the yellow sodium doublet lines are used; they have a weighted mean of 589.26 nm and are symbolized by \mathbf{D} . When only a single refractive index is available, approximate values over a small temperature range may be calculated using a mean value of 0.000 45 per degree for dn/dt , and remembering that $n_{\mathbf{D}}$ decreases with an increase in temperature. If a transition point lies within the temperature range, extrapolation is not reliable.

The *specific refraction* $r_{\mathbf{D}}$ is given by the Lorentz and Lorenz equation,

$$R_{\mathbf{D}} = \frac{n_{\mathbf{D}}^2 - 1}{n_{\mathbf{D}}^2 + 2} \cdot \frac{1}{\rho}$$

where ρ is the density at the same temperature as the refractive index, and is independent of temperature and pressure. The molar refraction is equal to the specific refraction multiplied by the molecular weight. It is a more or less additive property of the groups or elements comprising the compound. A set of atomic refractions is given in Table 5.19; an extensive discussion will be found in Bauer, Fajans, and Lewin, in *Physical Methods of Organic Chemistry*, 3d ed., A. Weissberger (ed.), vol. 1, part II, chap. 28, Wiley-Interscience, New York, 1960.

The empirical Eykman equation

$$\frac{n_{\mathbf{D}}^2 - 1}{n_{\mathbf{D}} + 0.4} \cdot \frac{1}{\rho} = \text{constant}$$

offers a more accurate means for checking the accuracy of experimental densities and refractive indices, and for calculating one from the other, than does the Lorentz and Lorenz equation.

The refractive index of moist air can be calculated from the expression

$$(n - 1) \times 10^6 = \frac{103.49}{T} p_1 + \frac{177.4}{T} p_2 + \frac{86.26}{T} \left(1 + \frac{5748}{T} \right) p_3$$

where p_1 is the partial pressure of dry air (in mmHg), p_2 is the partial pressure of carbon dioxide (in mmHg), p_3 is the partial pressure of water vapor (in mmHg), and T is the temperature (in kelvins).

Example: 1-Propynyl acetate has $n_{\mathbf{D}} = 1.4187$ and density = 0.9982 at 20°C; the molecular weight is 98.102. From the Lorentz and Lorenz equation,

$$r_{\mathbf{D}} = \frac{(1.4187)^2 + 1}{(1.4187)^2 + 2} \cdot \frac{1}{0.9982} = 0.2528$$

The molar refraction is

$$Mr_{\mathbf{D}} = (98.102)(0.2528) = 24.80$$

From the atomic and group refractions in Table 5.19, the molar refraction is computed as follows:

6 H	6.600
5 C	12.090
1 C \equiv C	2.398
1 O(ether)	1.643
1 O(carbonyl)	<u>2.211</u>
	$Mr_{\mathbf{D}} = 24.942$

TABLE 5.20 Atomic and Group Refractions

Group	M_{r_D}	Group	M_{r_D}
H	1.100	N (primary aliphatic amine)	2.322
C	2.418	N (<i>sec</i> -aliphatic amine)	2.499
Double bond (C=C)	1.733	N (<i>tert</i> -aliphatic amine)	2.840
Triple bond (C≡C)	2.398	N (primary aromatic amine)	3.21
Phenyl (C ₆ H ₅)	25.463	N (<i>sec</i> -aromatic amine)	3.59
Naphthyl (C ₁₀ H ₇)	43.00	N (<i>tert</i> -aromatic amine)	4.36
O (carbonyl) (C=O)	2.211	N (primary amide)	2.65
O (hydroxyl) (O—H)	1.525	N (<i>sec</i> amide)	2.27
O (ether, ester) (C—O—)	1.643	N (<i>tert</i> amide)	2.71
F (one fluoride)	0.95	N (imidine)	3.776
(polyfluorides)	1.1	N (oximido)	3.901
Cl	5.967	N (carbimido)	4.10
Br	8.865	N (hydrazone)	3.46
I	13.900	N (hydroxylamine)	2.48
S (thiocarbonyl) (C=S)	7.97	N (hydrazine)	2.47
S (thiol) (S—H)	7.69	N (aliphatic cyanide) (C≡N)	3.05
S (dithia) (—S—S—)	8.11	N (aromatic cyanide)	3.79
Se (alkyl selenides)	11.17	N (aliphatic oxime)	3.93
3-membered ring	0.71	NO (nitroso)	5.91
4-membered ring	0.48	NO (nitrosoamine)	5.37
		NO ₂ (alkyl nitrate)	7.59
		(alkyl nitrite)	7.44
		(aliphatic nitro)	6.72
		(aromatic nitro)	7.30
		(nitramine)	7.51

5.6.2 Surface Tension

The surface tension of a liquid, γ , is the force per unit length on the surface that opposes the expansion of the surface area. In the literature the surface tensions are expressed in $\text{dyn} \cdot \text{cm}^{-1}$; $1 \text{ dyn} \cdot \text{cm}^{-1} = 1 \text{ mN} \cdot \text{m}^{-1}$ in the SI system. For the large majority of compounds the dependence of the surface tension on the temperature can be given as

$$\gamma = a - bt$$

where a and b are constants and t is the temperature in degrees Celsius. The values of a and b given in Tables 5.16 and 5.18 can be used to calculate the values of surface tension for the particular compound within its liquid range. For example, the least-squares constants for acetic anhydride (liquid from -73 to 140°C) are 35.52 and 0.1436, respectively. At 20°C , $\gamma = 35.52 - 0.1436(20) = 32.64 \text{ dyn} \cdot \text{cm}^{-1}$.

A compilation of data of some 2200 pure liquid compounds has been prepared by Jasper, *J. Phys. Chem. Reference Data* **1**:841 (1972).

5.6.3 Dipole Moments

The permanent dipole moment of an isolated molecule depends on the magnitude of the charge and on the distance separating the positive and negative charges. It is defined as

$$\mu = \left(\sum_i q_i r_i \right)$$

where the summation extends over all charges (electrons and nuclei) in the molecule. The numerical values of the dipole moment, expressed in the c.g.s. system of units, are in debye units, D, where $1 \text{ D} = 10^{-18} \text{ esu of charge} \times \text{centimeters}$. The conversion factor to SI units is

$$1 \text{ D} = 3.335 \ 64 \times 10^{-30} \text{ C} \cdot \text{m} \quad [\text{coulomb-meter}]$$

Tables 5.17 and 5.18 contain a selected group of compounds for which the dipole moment is given. An extensive collection of dipole moments (approximately 7000 entries) is contained in A. L. McClellan, *Tables of Experimental Dipole Moments*, W. H. Freeman, San Francisco, 1963. A critical survey of 500 compounds in the gas phase is given by Nelson, Lide, and Maryott, NSRDS-NBS 10, Washington, D.C., 1967.

5.6.4 Dielectric Constants

If two oppositely charged plates exist in a vacuum, there is a certain force of attraction between them, as stated by Coulomb's law:

$$F = \frac{1}{4\pi\epsilon_0} \cdot \frac{q_1q_2}{r^2}$$

where F is the force, in newtons, acting on each of the charges q_1 and q_2 , r is the distance between the charges, ϵ is the dielectric constant of the medium between the plates, and ϵ_0 is the permittivity of free space. q_1 , q_2 are expressed in coulombs and r in meters. If another substance, such as a solvent, is in the space separating these charges (or ions in a solution), their attraction for each other is less. The dielectric constant is a measure of the relative effect a solvent has on the force with which two oppositely charged plates attract each other. The dielectric constant is a unitless number.

Dielectric constants for a selected group of inorganic and organic compounds are included in Tables 5.17 and 5.18. An extensive list has been compiled by Maryott and Smith, *National Bureau Standards Circular 514*, Washington, D.C., 1951.

For gases the values of the dielectric constant can be adjusted to somewhat different conditions of temperature and pressure by means of the equation

$$\frac{(\epsilon - 1)_{t,p}}{(\epsilon - 1)_{20^\circ, 1 \text{ atm}}} = \frac{p}{760[1 + 0.003 \ 411(t - 20)]}$$

where p is the pressure (in mmHg) and t is the temperature (in °C). The errors associated with this equation probably do not exceed 0.02% for gases between 10 and 30°C and for pressures between 700 and 800 mm. The dielectric constants of selected gases will be found in Table. 5.18.

5.6.5 Viscosity

The *dynamic viscosity*, or coefficient of viscosity, η of a Newtonian fluid is defined as the force per unit area necessary to maintain a unit velocity gradient at right angles to the direction of flow between two parallel planes a unit distance apart. The SI unit is pascal-second or newton-second per meter squared [$\text{N} \cdot \text{s} \cdot \text{m}^{-2}$]. The c.g.s. unit of viscosity is the poise [P]; $1 \text{ cP} \equiv 1 \text{ mN} \cdot \text{s} \cdot \text{m}^{-2}$. The dynamic viscosity decreases with the temperature approximately according to the equation: $\log \eta = A + B/T$. Values of A and B for a large number of liquids are given by Barrer, *Trans. Faraday Soc.* **39**:48 (1943).

TABLE 5.21 Aqueous Glycerol Solutions

% Weight glycerol	Grams per liter	Relative density 25°/25°C	Viscosity, mN · s · m ⁻²		
			20°C	25°C	30°C
100	1261	1.262 01	1 495	942	622
99	1246	1.259 45	1 194	772	509
98	1231	1.256 85	971	627	423
97	1216	1.254 25	802	521	353
96	1201	1.251 65	659	434	296
95	1186	1.249 10	543.5	365	248
80	966.8	1.209 25	61.8	45.72	34.81
50	563.2	1.127 20	6.032	5.024	4.233
25	265.0	1.061 15	2.089	1.805	1.586
10	102.2	1.023 70	1.307	1.149	1.021

Kinematic viscosity ν is the ratio of the dynamic viscosity to the density of a fluid. The SI unit is meter squared per second [m² · s⁻¹]. The c.g.s. units are called stokes [cm² · s⁻¹]; poises = stokes × density.

Fluidity ϕ is the reciprocal of the dynamic viscosity.

The primary reference liquid for viscosity measurements is water. The absolute viscosity of water at 20°C is 1.0019 (±0.0003) mN · s · m⁻² (or centipoise), as determined by Swindells, Coe, and Godfrey, *J. Research Natl. Bur. Standards* **48:1** (1952). The relative viscosity of water, η/η_{20° , is 0.8885 at 25°C, 0.7960 at 30°C, and 0.6518 at 40°C. Values at temperatures between 15 and 60°C are best represented by Cragoe's equation:

$$\log \frac{\eta}{\eta_{20^\circ}} = \frac{1.2348(20 - t) - 0.001\,467(t - 20)^2}{t + 96}$$

The *Reynolds number* for flow in a tube is defined by $d\bar{v}\rho/\eta$, where d is the diameter of the tube, \bar{v} is the average velocity of the fluid along the tube, ρ is the density of the fluid, and η is its dynamic viscosity. At flow velocities corresponding with values of the Reynolds number of greater than 2000, turbulence is encountered.

TABLE 5.22 Aqueous Sucrose Solutions

% Weight sucrose	Grams per liter	Relative density 20°/4°C	Viscosity, mN · s · m ⁻²		
			15°C	20°C	25°C
75	1034	1.379 0	4 039	2 328	1 405
70	943.0	1.347 2	746.9	481.6	321.6
65	855.6	1.316 3	211.3	147.2	105.4
60	771.9	1.286 5	79.49	58.49	40.03
50	614.8	1.299 6	19.53	15.43	12.40
40	470.6	1.176 4	7.463	6.167	5.164
30	338.1	1.127 0	3.757	3.187	2.735

5.7 COMBUSTIBLE MIXTURES

TABLE 5.23 Properties of Combustible Mixtures in Air

The *autoignition temperature* is the minimum temperature required for self-sustained combustion in the absence of an external ignition source. The value depends on specified test conditions. The *flammable (explosive) limits* specify the range of concentration of the vapor in air (in percent by volume) for which a flame can propagate. Below the lower flammable limit, the gas mixture is too lean to burn; above the flammable limit, the mixture is too rich. Additional compounds can be found in National Fire Protection Association, National Fire Protection Handbook, 14th ed., 1991.

For alternative nomenclature, see Table 1.15.

Substance	Autoignition temperature, °C	Flammable (explosive) limits, percent by volume of fuel (25°C, 760 mm)	
		Lower	Upper
Acetaldehyde	175	4.0	60
Acetanilide	540		
Acetic acid, glacial	463	4.0	19.9
Acetic anhydride	316	2.7	10.3
Acetone	465	2.5	12.8
Acetonitrile	524	3.0	16.0
Acetophenone	570		
Acetylacetone	340		
Acetylene	305	3.0	65
Acetyl chloride	390		
Acrolein	220	2.8	31.0
Acrylic acid (2-propenoic acid)	438	2.4	8.0
Acrylonitrile	481	3.0	17.0
Adiponitrile	550	2	5
Allyl acetate	374		
Allyl alcohol	378	2.5	18.0
Allylamine	374	2.2	22
Ammonia, anhydrous	651	16	25
Aniline	615	1.3	11
Asphalt	485		
Benzaldehyde	192		
Benzene	498	1.2	7.8
Benzoyl peroxide	80		
Benzyl acetate	460		
Benzyl alcohol	436		
Benzyl benzoate	480		
Benzyl chloride	585	1.1	
Bis(2-aminoethyl)amine	399		
Bis(2-chloroethyl) ether	369	2.7	
Biscyclohexyl	245	0.7	5.1
Bis(2-hydroethyl) ether	229		
Bromobenzene	565		
1-Bromobutane	265	2.6	6.6
Bromoethane	511	6.8	8.0
Bromomethane	537	10	16.0
1-Bromopropane	490		

TABLE 5.23 Properties of Combustible Mixtures in Air (*Continued*)

Substance	Autoignition temperature, °C	Flammable (explosive) limits, percent by volume of fuel (25°C, 760 mm)	
		Lower	Upper
3-Bromopropene	295	4.4	7.3
1,3-Butadiene	420	2.0	11.5
Butanal (butyraldehyde)	218	1.9	12.5
Butane	287	1.9	8.5
1,3-Butanediol	395		
2,3-Butanediol	402		
Butanenitrile	501	1.65	
Butanoic acid (butyric acid)	443	2.0	10.0
Butanoic anhydride (butyric anhydride)	279	0.9	5.8
1-Butanol	343	1.4	11.2
2-Butanol	415	1.7	11
2-Butanone	404	1.4	11.4
<i>trans</i> -2-Butenal (crotonaldehyde)	232	2.1	15.9
1-Butene	384	1.6	9.3
<i>cis</i> -2-Butene	324	1.7	
<i>trans</i> -2-Butene	324	1.8	9.7
1-Butene oxide		1.5	18.3
3-Buten-1-ol		4.7	34
2-Butoxyethanol	238	4	13
2-(2-Butoxyethoxy)ethyl acetate	299		
Butyl acetate	425	1.7	7.6
<i>sec</i> -Butyl acetate		1.7	9.8
Butylamine	312	1.7	9.8
<i>tert</i> -Butylamine	380	1.7	8.9
Butylbenzene	410	0.8	5.8
<i>sec</i> -Butylbenzene	418	0.8	6.9
<i>tert</i> -Butylbenzene	450	0.7	5.7
Butyl formate	322	1.7	8.2
Butyl methyl ketone	423	1	8
Butyl 2-methyl-2-propenoate	294	2	8
Butyl propanoate	427		
Butyl stearate	355		
Butyl vinyl ether	255		
2-Butyne		1.4	
Camphor	466	0.6	3.5
Carbon disulfide	90	1.3	50.0
Carbon monoxide	609	12.5	74.2
Carbonyl sulfide		12	28.5
Chlorobenzene	593	1.3	9.6
1-Chloro-1,3-butadiene		4.0	20.0
1-Chlorobutane	240	1.8	10.1
2-Chloro-2-butene		2.3	9.3
1-Chloro-2,3-epoxypropane	411	4	21
1-Chloro-1,1-difluoroethane		6.2	17.9
1-Chloro-2,4-dinitrobenzene		2.0	22
1-Chloro-2,3-epoxypropane	411	3.8	21
Chloroethane	519	3.8	15.4
2-Chloroethanol	425	4.9	15.9
Chloromethane	632	8.1	17.4
1-Chloro-3-methylbutane		1.5	7.4
1-Chloro-2-methylpropane		2.0	8.8

TABLE 5.23 Properties of Combustible Mixtures in Air (*Continued*)

Substance	Autoignition temperature, °C	Flammable (explosive) limits, percent by volume of fuel (25°C, 760 mm)	
		Lower	Upper
3-Chloro-2-methyl-1-propene		2.3	9.3
1-Chloronaphthalene	>588		
1-Chloropentane	260	1.6	8.6
1-Chloropropane	520	2.6	11.1
2-Chloropropane	593	2.8	10.7
1-Chloro-1-propene		4.5	16
2-Chloro-1-propene		4.5	16
3-Chloro-1-propene	485	2.9	11.1
Chlorotrifluoroethylene		24	40.3
<i>m</i> -Cresol	558	1.1	
<i>o</i> -Cresol	599	1.4	
<i>p</i> -Cresol	558	1.1	
Cumene	424	0.9	6.5
Cyanogen		6.6	32
Cyclobutane		1.8	
Cyclohexane	245	1.3	8
Cyclohexanol	300	1	9
Cyclohexanone	420	1.1	9.4
Cyclohexene	244	1.2	
Cyclohexyl acetate	334		
Cyclohexylamine	293	1	9
Cyclopentane	361	1.5	
Cyclopentene	395		
Cyclopropane	500	2.4	10.4
<i>p</i> -Cymene	436	0.7	5.6
<i>trans</i> -Decahydronaphthalene	255	0.7	5.4
Decane	210	0.8	5.4
Decene	235		
Diborane(6)	38 to 52	0.8	88
Dibutylamine		1.1	6
Dibutyl decanedioate (dibutyl sebacate)	365	0.44	
Dibutyl ether	194	1.5	7.6
Dibutyl <i>o</i> -phthalate	402	0.5	
1,2-Dichlorobenzene	648	2.2	9.2
1,1-Dichloroethane	458	5.4	11.4
1,2-Dichloroethane	413	6.2	16
1,1-Dichloroethylene	570	6.5	15.5
<i>cis</i> -1,2-Dichloroethylene	460	3	15
<i>trans</i> -1,2-Dichloroethylene	460	6	13
Dichloromethane	556	13	23
1,2-Dichloropropane	557	3.4	14.5
Diethanolamine [2,2'-iminobis(ethanol)]	662	2	13
1,1-Diethoxyethane (acetal)	230	1.6	10.4
Diethylamine	312	1.8	10.1
Diethylene glycol [bis(2-hydroxyethyl) ether]	224	2	17
Diethylene glycol dibutyl ether	310		
Diethylene glycol monoethyl ether acetate	425		
Diethylene glycol monomethyl ether	240	1.4	22.7
Diethylenetriamine	358	2	6.7
Diethyl ether	180	1.9	36.0
3,3-Diethylpentane	290	0.7	5.7

TABLE 5.23 Properties of Combustible Mixtures in Air (*Continued*)

Substance	Autoignition temperature, °C	Flammable (explosive) limits, percent by volume of fuel (25°C, 760 mm)	
		Lower	Upper
Diethyl peroxide		2.3	15.9
Diethyl sulfate	436		
1,1-Difluoroethylene		5.5	21.3
1,3-Dihydroxybenzene (resorcinol)	664		
1,4-Dihydroxybenzene	516		
Diisopropylamine	316	1.1	7.1
Diisopropyl ether	443	1.4	7.9
Dimethoxymethane	237	2.2	13.8
<i>N,N</i> -Dimethylacetamide	490	2.0	11.5
Dimethylamine (anhydrous)	400	2.8	14.4
<i>N,N</i> -Dimethylaniline	371		
2,3-Dimethylaniline		1.0	
2,2-Dimethylbutane	405	1.2	7.0
2,3-Dimethylbutane	405	1.2	7.0
3,3-Dimethyl-2-butanone	423	1	8
<i>cis</i> -1,2-Dimethylcyclohexane	304		
<i>trans</i> -1,2-Dimethylcyclohexane	304		
Dimethyl ether	350	3.4	27.0
<i>N,N</i> -Dimethylformamide	445	2.2	15.2
2,6-Dimethyl-4-heptanol		0.8	6.1
2,6-Dimethyl-4-heptanone	396	0.8	6.2
2,3-Dimethylhexane	438		
1,1-Dimethylhydrazine	249	2	95
2,3-Dimethylpentane	335	1.1	6.7
Dimethyl 1,2-phthalate	490	0.9	
2,2-Dimethylpropane	450	1.4	7.5
Dimethyl sulfate	188		
Dimethyl sulfide	206	2.2	19.7
Dimethyl sulfoxide	215	2.6	42
1,4-Dioxane	180	2.0	22
Dipentene	237		
Dipentyl ether	170		
Diphenylamine	634		
Diphenyl ether	618	0.8	1.5
Dipropylamine	299		
Dipropyl ether	188	1.3	7.0
Divinyl ether	360	1.7	27.0
Dodecane	203	0.6	
1-Dodecanol	275		
1,2-Epoxybutane	439	1.7	19
Ethane	515	3.0	12.5
1,2-Ethanediamine	385	2.5	12.0
1,2-Ethandiol	398	3.2	22
Ethanethiol	299	2.8	18.2
Ethanol	363	3.3	19
Ethanolamine	410	3.0	23.5
2-Ethoxyethanol	235	3	18
2-Ethoxyethyl acetate	379	2	8
1-Ethoxypropane		1.7	9.0
Ethyl acetate	426	2	11.5
Ethyl acetoacetate	295	1.4	9.5

TABLE 5.23 Properties of Combustible Mixtures in Air (*Continued*)

Substance	Autoignition temperature, °C	Flammable (explosive) limits, percent by volume of fuel (25°C, 760 mm)	
		Lower	Upper
Ethyl acrylate	372	1.4	14
Ethylamine	385	3.5	14.0
Ethylbenzene	432	0.8	6.7
Ethyl benzoate	490		
Ethyl butanoate	463		
2-Ethylbutanoic acid	463		
Ethyl chloroformate	500		
Ethylcyclobutane	210	1.2	7.7
Ethylcyclohexane	238	0.9	6.6
Ethylene	490	2.7	36.0
Ethylene glycol diacetate	482	1.6	8.4
Ethylene glycol dimethyl ether	202		
Ethylene glycol ethyl ether acetate	379	2	8
Ethylene glycol monobutyl ether	238	4	13
Ethylene glycol methyl ether acetate	392	2	12
Ethylene glycol monoethyl ether	235	3	18
Ethyleneimine	320	3.3	54.8
Ethylene oxide	429	3.0	100
Ethyl formate	455	2.8	16.0
2-Ethylhexanal	197		
2-Ethyl-1,3-hexanediol	360		
2-Ethyl-1-hexanol	231	0.88	9.7
2-Ethylhexyl acetate	268	0.76	8.14
Ethyl lactate	400	1.5	
Ethyl methyl ether		2.0	10.0
3-Ethyl-2-methylpentane	460		
Ethyl nitrate	85 explodes	3.8	
Ethyl nitrite	90 explodes	3.0	50.0
Ethyl propanoate	440	1.9	11
Ethyl vinyl ether	202	1.7	28
Formaldehyde	430	7.0	73.0
Formic acid, 90%	434	18	57
2-Furaldehyde (furfural)	316	2.1	19.3
Furan		2.3	14.3
Furfuryl alcohol	491	1.8	16.3
Gasoline, 50-100 octane	280 to 456	1.4	7.6
Glycerol	370	3	19
Heptane	204	1.05	6.7
2-Heptanone (methyl pentyl ketone)	393	1.1	7.9
4-Heptanone (diisobutyl ketone)	396	0.8	7.1
1-Heptene	260		
1,1,2,3,4,4-Hexachlorobutadiene	610		
Hexane	225	1.1	7.5
1,6-Hexanedioic acid	420		
Hexanoic acid	380		
2-Hexanone	423	1	8
1-Hexene	253		
Hydrazine	23 to 270	4.7	100
Hydrogen	400	4.1	74.2
Hydrogen cyanide, 96%	538	5.6	40.0
Hydrogen sulfide	260	4	46

TABLE 5.23 Properties of Combustible Mixtures in Air (Continued)

Substance	Autoignition temperature, °C	Flammable (explosive) limits, percent by volume of fuel (25°C, 760 mm)	
		Lower	Upper
<i>N</i> -Hydroxyethyl-1,2-ethanediamine	368		
1-Hydroxy-2-methylbenzene	599	1.4	
1-Hydroxy-3-methylbenzene	559	1.1	
1-Hydroxy-4-methylbenzene (see <i>p</i> -cresol)			
4-Hydroxy-4-methyl-2-pentanone	643	1.8	6.9
Isobutanal	196	1.6	10.6
Isobutyl acetate	421	1	10.5
Isobutylamine	378	2	12
Isobutylbenzene	427	0.8	6.0
Isobutyl isobutyrate	432	0.96	7.59
Isopentane	420	1.4	7.6
Isopentyl acetate	360	1.0	7.5
Isoprene	220	2	9
Isopropyl acetate	460	1.8	8
Isopropyl alcohol	399	2.5	12.7
Isopropylamine	402	2.3	10.4
Isopropylbenzene (cumene)	424	0.8	6.5
Isopropyl formate	485		
4-Isopropyl-1-methylbenzene	436		
Kerosene	210	0.7	5.0
Maleic anhydride	477	1.4	7.1
Methacrylic acid	68	1.6	8.8
Methacrylonitrile		2	6.8
Methane	650	5.3	15.0
Methanethiol		3.9	21.8
Methanol	464	6.0	36
Methoxybenzene (anisole)	475		
2-Methoxyethanol	285	1.8	14
2-Methoxyethyl acetate	392	1.5	12.3
Methyl acetate	454	3.1	16
Methyl acetoacetate	280		
Methyl acetylacetate	280		
Methyl acrylate	468	2.8	25
Methylamine	430	4.9	20.7
2-Methylbutane		1.4	7.6
2-Methyl-1-butanol	385	1.4	9.0
2-Methyl-2-butanol	437	1.2	9.0
3-Methyl-1-butanol	350	1.2	9.0
3-Methylbutyl acetate	360	1.0	7.5
2-Methyl-2-butene	275	1.6	8.7
3-Methyl-1-butene	365	1.5	9.1
2-Methyl-1-buten-3-one		1.8	9.0
Methyl chloroformate	504		
Methylcyclohexane	250	1.2	6.7
<i>cis</i> -2-Methylcyclohexanol	296		
<i>trans</i> -2-Methylcyclohexanol	296		
<i>cis</i> -4-Methylcyclohexanol	295		
<i>trans</i> -4-Methylcyclohexanol	295		
Methylcyclopentane	258	1.0	8.35
Methyl formate	449	4.5	23
2-Methylhexane	280	1.0	6.0

TABLE 5.23 Properties of Combustible Mixtures in Air (Continued)

Substance	Autoignition temperature, °C	Flammable (explosive) limits, percent by volume of fuel (25°C, 760 mm)	
		Lower	Upper
3-Methylhexane	280		
5-Methyl-2-hexanone	191	1.0	8.2
Methylhydrazine	196	2.5	97.±2
Methyl isobutyl ketone (MIBK)	448	1	8
2-Methylacetonitrile	688		
Methyl methacrylate		1.7	8.2
1-Methyl-4-(1-methylethenyl)-cyclohexene (dipentene)	237		
1-Methylnaphthalene	529		
2-Methylpentane	264	1.0	7.0
3-Methylpentane	278	1.2	7.0
2-Methyl-2,4-pentanediol	306	1	9
2-Methyl-1-pentanol	310	1.1	9.65
4-Methyl-2-pentanol		1.0	5.5
4-Methyl-2-pentanone	452	2	8.0
4-Methyl-3-penten-2-one	344	1.4	7.2
2-Methylpropanal	223	1.6	10.6
2-Methyl-1-propanamine	378	2	12
2-Methylpropane	460	1.8	8.4
2-Methylpropanenitrile	482		
Methyl propanoate	469	2.5	13
2-Methylpropanoic acid	481	2.0	9.2
2-Methyl-1-propanol	415	1.7	10.6
2-Methyl-2-propanol (<i>t</i> -butyl alcohol)	478	2.4	8.0
2-Methyl-1-propene	465	1.8	9.6
2-Methylpropyl acetate	421	1.3	10.5
2-Methylpropyl formate	320	1.7	8
2-Methylpyridine	538		
<i>N</i> -Methyl-2-pyrrolidone	346	1	10
Methyl salicylate	454		
α -Methylstyrene	574	1.9	6.1
Methyl vinyl ether		2.6	39
Morpholine	290	1	11
Naphtha, coal tar	277		
Naphthalene	526	0.9	5.9
Neoprene		4.0	20
Nicotine	244	0.75	4.0
Nitrobenzene	482	1.8	9
2-Nitrobiphenyl	179		
Nitroethane	414	3.4	17
Nitroglycerine	270		
Nitromethane	418	7.3	22
1-Nitropropane	421	2.2	
2-Nitropropane	428	2.6	11
Nonane	205	0.8	2.9
Octadecanoic acid (stearic acid)	395		
<i>cis</i> -9-Octadecenoic acid (oleic acid)	362		
Octane	206	1.0	6.5
1-Octene	230		
Paraldehyde	238	1.3	
Pentaborane(9)		0.42	
Pentanamine		2.2	22

TABLE 5.23 Properties of Combustible Mixtures in Air (*Continued*)

Substance	Autoignition temperature, °C	Flammable (explosive) limits, percent by volume of fuel (25°C, 760 mm)	
		Lower	Upper
Pentane	260	1.5	7.8
1,5-Pentanediol	335		
Pentanoic acid	400		
1-Pentanol	300	1.2	10.0
2-Pentanol	343		
3-Pentanol	435	1.2	9.0
2-Pentanone (methyl propyl ketone)	452	1.5	8.2
3-Pentanone (diethyl ketone)	450	1.6	
1-Pentene	275	1.5	8.7
Pentyl acetate	360	1.1	7.5
Pentylamine		2.2	22
Petroleum ether (solvent naphtha)	288	1.1	5.9
Phenol	715	1.8	8.6
Phosphorus, red	260		
Phosphorus, white	30		
Phosphorus pentasulfide	142		
<i>o</i> -Phthalic anhydride	570	1.7	10.4
Picric acid	300 (explodes)		
α -Pinene	275		
β -Pinene	275		
Piperidine		1	10
1-Propanal	207	2.6	17
1-Propanamine (propylamine)	318	2.0	10.4
Propane	450	2.1	9.5
1,2-Propanediol	371	2.6	12.5
1,3-Propanediol	400		
Propanenitrile	512	3.1	14
1,2,3-Propanetriol (glycerol)	370	3	19
1,2,3-Propanetriol triacetate (triacetin)	433	1.0	
Propanoic acid	465	2.9	12.1
Propanoic anhydride	285	1.3	9.5
1-Propanol	412	2.2	13.7
2-Propanol	399	2.0	12.7
Propene	460	2.4	10.1
Propyl acetate	450	1.7	8
Propylbenzene	450	0.8	6.0
Propyl formate	455		
Propyl nitrate	175	2	100
Propyne		1.7	
Pyridine	482	1.8	12.4
Quinoline	480		
Sodium	115 (dry air)		
Styrene	490	0.9	6.8
Sulfur (di-) dichloride	233		
1,1,2,2-Tetrabromoethane	335		
Tetrabromoethylene	335		
1,1,1,2-Tetrachloroethane		5	12

TABLE 5.23 Properties of Combustible Mixtures in Air (*Continued*)

Substance	Autoignition temperature, °C	Flammable (explosive) limits, percent by volume of fuel (25°C, 760 mm)	
		Lower	Upper
1,1,2,2-Tetrachloroethane		20	54
Tetrahydrofuran	321	2	11.8
Tetrahydrofurfuryl alcohol	282	1.5	9.7
1,2,3,4-Tetrahydronaphthalene	385	0.8	5.0
2,2,3,3-Tetramethylpentane	430	0.8	4.9
2,2-Thiodiethanol	298		
Titanium, powder	250		
Toluene	480	1.1	7.1
Toluene diisocyanate		0.9	9.5
<i>o</i> -Toluidine (also <i>p</i> -)	482		
Tributylamine		1	5
1,1,1-Trichloroethane	537	7.5	12.5
1,1,2-Trichloroethane	460	6	28
Trichloroethylene	420	8	10.5
(Trichloromethyl)benzene	211		
Trichloromethylsilane	>404	7.6	>20
1,2,3-Trichloropropane		3.2	12.6
Trichlorosilane	104		
1,1,2-Trichloro-1,2,2-trifluoroethane (Freon 113)	680		
Tri- <i>o</i> -cresyl phosphate	385		
Triethanolamine		1	10
Triethylamine	249	1.2	8.0
Triethylene glycol	371	0.9	9.2
Triethyl phosphate	454		
Trimethylamine	190	2.0	11.6
1,2,3-Trimethylbenzene (hemimellitene)	470	0.8	6.6
1,2,4-Trimethylbenzene (pseudocumene)	500	0.9	6.4
1,3,5-Trimethylbenzene	559	1	5
2,2,3-Trimethylbutane	412		
1,1,3-Trimethyl-3-cyclohexen-5-one	462	0.8	3.8
3,5,5-Trimethylcyclohex-2-ene-1-one	460	0.8	3.8
2,2,3-Trimethylpentane	346		
2,2,4-Trimethylpentane	418	1.1	6.0
2,3,3-Trimethylpentane	425		
Trioxane	414	3.6	28.7
Tri- <i>o</i> -tolyl phosphate	385		
Turpentine		0.8	
Vinyl acetate	402	2.6	13.4
Vinyl bromide	530	9	15
Vinyl butanoate		1.4	8.8
Vinyl chloride	472	3.6	33.0
4-Vinyl-1-cyclohexene	269		
Vinyl fluoride		2.6	21.7
Vinylidene	573	5.6	16.0
<i>m</i> -Xylene	527	1.1	7.0
<i>o</i> -Xylene	463	0.9	6.7
<i>p</i> -Xylene	528	1.1	7.0

5.8 THERMAL CONDUCTIVITY

TABLE 5.24 Thermal Conductivities of Gases as a Function of Temperature

The coefficient k , expressed in $\text{J} \cdot \text{sec}^{-1} \cdot \text{cm}^{-1} \cdot \text{K}^{-1}$, is the quantity of heat in joules, transmitted per second through a sample one centimeter in thickness and one square centimeter in area when the temperature difference between the two sides is one degree kelvin (or Celsius). The tabulated values are in microjoules. To convert to microcalories, divide values by 4.184. To convert to $\text{mW} \cdot \text{m}^{-1} \cdot \text{K}^{-1}$, divide values by 10.

Substance	Temperature, °C										
	-40	-20	0	20	40	60	80	100	120	140	160
Acetone		80	95	107	124	140	156	173	190	207	
Acetaldehyde				109	126	142	159	176	195		
Acetonitrile						112	124	137	151	166	
Acetylene	118 ⁻⁷⁵		184	205	224	248	269	290			
Air			242	256	270	284	299	311	324	336	342 ¹⁴⁹
Ammonia	164 ⁻⁶⁰		218	238	259	280	301	321			
Argon			166	176	186	196	206	211			
Benzene						126	146	165	184	205	226
Boron trifluoride				186						241	
Bromine			42	45	50	54	59				
Bromomethane					82	94	104	117			
1-Butanamine			135 ^{6.5}					176 ¹¹⁰			
Butane			135	154	174	193	213	233			
Carbon dioxide			144	160	176	192	207	215			
Carbon disulfide			67	76	85						
Carbon monoxide			228	245	262	278					
Carbon tetrachloride			59	64	70	75	80	86			109 ¹⁸⁴
Chlorine	64		79	85	93	100					
Chlorodifluorimethane		103	110	116	122						
Chloroethane			90	105	120	134	151	167	186	204	
Chloroform					75	84	91	99	107	116	
Chloromethane			84	105	117	130	142	155			
Cyclohexane			77	99	120	141	163	184	206	230	256
Cyclopropane						192	218	243	270		

Substance	Temperature, °C										
	−40	−20	0	20	40	60	80	100	120	140	160
Deuterium	1150	1222	1297	1372	1448	1523					
Deuterium oxide									263		358 ²²⁰
Dibromomethane									74 ¹¹⁰		
Dichlorodifluoromethane		81	84	92	100			138			194 ²⁰⁰
1,1-Dichloroethane			69	81	93	105	117	129	144		
1,2-Dichloroethane								127	140		
Dichlorofluoromethane		91	94	97	100						
Dichloromethane			93					161			
1,2-Dichlorotetrafluoroethane				99					153		211 ²²⁷
Diethylamine			118			179	199	218	243	268	
Diethyl ether			113	135	157	178	200	222	244	269	351 ²¹³
1,4-Dioxane								167	187	207	
Ethane	137	159	182	204	228	257	288	316	344		
Ethanol			126	141	155			209			
Ethene					230 ⁴⁹						
Ethyl acetate					115	133	151	170	191	211	234
Ethylamine			136	153	169	206					
Ethylene	137	158	178	220	241	262	282				
Ethylene oxide								193	256	279	
Ethyl formate			79	100	121	142	164	186	206	226	
Ethyl nitrate								159	178	197	
Fluorine	212	230	247	264	278	294	309	325			
Helium	1276	1343	1423	1481	1540	1598	1661	1720	1778		
Heptane			100	115	130			174			
Hexane			109				178	201	224	247	271
Hydrogen	1494	1607	1724	1828	1925	2025					
Hydrogen bromide	64	70	77	84	90	97	104				
Hydrogen chloride	107	117	128	138	148				191		240 ²²⁷
Hydrogen cyanide		99	110	121	132	143					
Hydrogen sulfide		116	129	143	156	169					
Iodomethane			46	53	60	68	75	82	89		
Krypton		79	85		95			110			
Methane	257	280	307	334	361	387	416	445			
Methanol						174	197	221	241	263	284
Methyl acetate			67			150 ⁷⁰		177	195	215	237
2-Methylbutane			122					215			
2-Methylpropane			141	156	176	196		233 ⁹³	271		421 ²²⁷

TABLE 5.24 Thermal Conductivities of Gases as a Function of Temperature (*Continued*)

Substance	Temperature, °C											
	-40	-20	0	20	40	60	80	100	120	140	160	
2-Methyl-2-propanol								225				
Neon	410	433	454	476	497	518	537	556				
Nitric oxide	205	221	238	254	269	285	301	317				
Nitrogen	211	226	241	256	270	282	295	307	320	333	385 ²²⁷	
Nitromethane									139	155		
Nitrous oxide	121	137	152	168	184							
Octafluorocyclobutane				120					190			
Oxygen	211	228	245	261	278	294	311	328				
Pentane			130					218				
Propane	116	132	151	171	192	215	238	262	330	353	379	
2-Propanol				151 ³¹						250 ¹²⁷		
Sulfur dioxide			83		163			106				
Sulfur hexafluoride				126					201	275 ²²⁷	338 ³²⁷	
Tetrafluoromethane				235					235			
Thiophene								152 ¹¹⁰				
1,1,2-Trichlorotrifluoroethane				87					133			
Triethylamine								195	216	239		
Water		142	159	175	191	207	224	241	257			
Xenon	36 ⁻⁷³			54					72	89 ²²⁷	104 ³²⁷	

TABLE 5.25 Liquid Thermal Conductivity of Various Substances

All values of thermal conductivity, k , are in millijoules $\text{cm}^{-1} \cdot \text{s}^{-1} \cdot \text{K}^{-1}$. To convert to $\text{mJ} \cdot \text{cm}^{-1} \cdot \text{s}^{-1} \cdot \text{K}^{-1}$ into $\text{mW} \cdot \text{m}^{-1} \cdot \text{K}^{-1}$, divide by 10.

Substance	Thermal conductivity in $\text{mJ} \cdot \text{cm}^{-1} \cdot \text{s}^{-1} \cdot \text{K}^{-1}$						
	-25°C	0°C	20°C	25°C	50°C	75°C	100°C
Acetaldehyde			1.900				
Acetic acid				1.58	1.53	1.49	1.44
Acetic anhydride			2.209				
Acetone	1.987 ⁻⁸⁰	1.69	1.61		1.51 ⁴⁰		
Acetonitrile	2.08	1.98		1.88	1.78	1.68	
Allyl alcohol				1.80 ³⁰			
Aniline			1.77 ¹⁷				
Argon	1.259 ⁻¹⁸⁹						
Benzaldehyde				1.51	1.41	1.31	1.21
Benzene				1.411	1.329	1.247	
Bromobenzene			1.113				
Bromoethane			1.029				
1-Bromo-2-methylpropane		1.163 ¹²					
1-Bromopentane			0.983				
Bromopropane		1.075 ¹²					
Butanoic acid		1.506 ¹²					
1-Butanol		1.538		1.54	1.49		
2-Butanone	1.58	1.51		1.45	1.39	1.33	
Butyl acetate			1.368				
2-Butyne	1.37	1.29		1.21			
Carbon disulfide		1.54		1.49			
Carbon tetrachloride	1.100 ⁻²⁰	1.071	1.029		0.974		
Chlorobenzene	1.36	1.31		1.27	1.22	1.17	1.12
Chloroethane	1.45	1.32		1.19	1.06	0.93	
Chloroform	1.27	1.22		1.17	1.12	1.07	1.02
(Chloromethyl)oxirane	1.42	1.37		1.31	1.25	1.19	1.14
1-Chloro-2-methylpropane		1.163 ¹²					
1-Chloropentane		1.184 ¹²					
Chloropropane		1.184 ¹²					
4-Chlorotoluene			1.297				
<i>m</i> -Cresol			1.498			1.452 ⁸⁰	
Cyclohexane			1.243	1.23	1.17	1.11	
Cyclohexene	1.42	1.36		1.30	1.24	1.18	
Cyclohexanol				1.34	1.31		
Cyclopentane	1.40	1.33		1.26			
Cyclopentene	1.43	1.36		1.29			
Decane	1.44	1.38		1.32	1.26	1.19	1.13
1-Decanol				1.62	1.56	1.50	1.45
Dibromomethane	1.20	1.14		1.08	1.03	0.97	
Dibutyl phthalate	1.44	1.40		1.36	1.33	1.29	1.25
1,2-Dichloroethane		1.264					
Dichlorofluoromethane	0.134						
Dichloromethane	1.590 ⁻²⁰	1.564	1.477				
Diethyl ether	1.50	1.40		1.30	1.20	1.10	1.00
Diisopropyl ether			1.096				
2,3-Dimethylbutane				1.038 ³²	0.996		
<i>N,N</i> -Dimethylformamide				1.84	1.78	1.71	1.65
Dimethyl phthalate		1.501		1.473	1.443	1.409	1.373

TABLE 5.25 Liquid Thermal Conductivity of Various Substances (Continued)

Substance	Thermal conductivity in $\text{mJ} \cdot \text{cm}^{-1} \cdot \text{s}^{-1} \cdot \text{K}^{-1}$						
	-25°C	0°C	20°C	25°C	50°C	75°C	100°C
1,4-Dioxane				1.59	1.47	1.35	1.23
Diphenyl ether					1.39	1.35	1.31
Dodecane		1.57		1.52	1.46	1.40	1.35
1-Dodecanol				1.46	1.42	1.39	1.35
Ethanol		1.76		1.69	1.62		
Ethanolamine				2.99	2.86	2.74	2.61
Ethoxybenzene			1.497				
Ethyl acetate	1.62	1.53		1.44	1.35	1.26	
Ethylbenzene				1.30	1.24	1.18	1.12
Ethylene glycol		2.56		2.56	2.56	2.56	2.56
Ethyl formate		1.581 ¹²					
Furan	1.42	1.34		1.26			
Glycerol				2.92	2.95	2.97	3.00
Heptane	1.378	1.303	1.259	1.228	1.152	1.077	
1-Heptanol		1.66		1.59	1.53	1.47	1.41
Hexadecane				1.40	1.35	1.30	1.25
Hexane	1.37	1.28	1.218	1.20	1.11	1.02	0.93
1-Hexanol	1.59	1.54		1.50	1.45	1.41	1.37
2-Hexanone	1.51	1.45		1.39	1.33	1.27	1.21
1-Hexene	1.37	1.29		1.21	1.13		
Hydrochloric acid, 38%			4.402 ³²				
Hydrogen	1.180 ⁻²⁵³						
Iodobenzene	1.063 ⁻²⁰		1.276			0.937 ⁸⁰	
Iodoethane				1.109 ³⁰			
1-Iodo-2-methylpropane		0.870 ¹²					
1-Iodopentane		0.849 ¹²					
Iodopropane		0.920 ¹²					
Isopentyl acetate			1.297				
Isopropylbenzene				1.28	1.20	1.12	1.07
Mercury	72.5	77.7		82.5	86.8	90.7	94.3
Methanol	2.14	2.07	2.021	2.00	1.93		
Methoxybenzene	1.70	1.63		1.56	1.50	1.43	1.36
Methyl acetate	1.74	1.64		1.53	1.43	1.33	1.22
Methyl butanoate			1.402				
3-Methylbutanoic acid		1.305					
3-Methyl-1-butanol				1.477 ³⁰			
Methylcyclohexane				1.276 ³⁰			
Methylcyclopentane				1.209	1.151 ³⁸		
N-Methylformamide				2.03	2.01	1.99	1.96
1-Methyl-4-isopropylbenzene	1.32	1.27		1.22	1.17	1.12	1.07
2-Methylpentane				1.084 ³²	1.033		
Methyl pentanoate		1.318 ¹²					
4-Methylpentanoic acid		1.427 ¹²					
4-Methyl-3-pentene-2-one	1.70	1.63		1.56	1.49	1.42	1.34
2-Methyl-1-propanol		1.423 ¹²					
2-Methyl-2-propanol				1.159 ³⁸		1.067 ⁷⁷	
Nitrobenzene			1.510				
Nitromethane				2.151 ³⁰			
Nonane	1.44	1.38		1.31	1.24	1.151 ⁸⁰	1.11

TABLE 5.25 Liquid Thermal Conductivity of Various Substances (*Continued*)

Substance	Thermal conductivity in $\text{mJ} \cdot \text{cm}^{-1} \cdot \text{s}^{-1} \cdot \text{K}^{-1}$						
	-25°C	0°C	20°C	25°C	50°C	75°C	100°C
1-Nonanol		1.66		1.61	1.55	1.49	1.43
Octadecane					1.46	1.42	1.37
Octane	1.43	1.35		1.28	1.20	1.13	1.06
1-Octanol		1.68	1.657	1.61	1.54	1.47	1.41
Palmitic acid						1.598	
Pentachloroethane			1.251				
Pentane	1.32	1.22	1.138	1.13	1.03	0.95	0.87
Pentanoic acid		1.360 ¹²					
1-Pentanol		1.57		1.53	1.49	1.45	
1-Pentene	1.31	1.24		1.16			
Pentyl acetate			1.289				
Phenol					1.56	1.53	1.51
Phenylhydrazine				1.724			
1,2-Propanediol		2.02		2.00	1.99	1.98	1.97
Propanoic acid		1.728 ¹²					
1-Propanol	1.62	1.58		1.54	1.49	1.45	1.41
2-Propanol	1.46	1.41		1.35	1.29	1.24	1.18
1,2-Propylene glycol		2.008					
Propyl formate		1.494 ¹²					
Pyridine		1.69		1.65	1.61	1.58	
Silicon tetrachloride				0.99	0.96		
Sodium							753.1 ³⁰⁰
Sodium chloride (aq, satd)	5.732						
Stearic acid						1.598	
Styrene	1.48	1.42		1.37	1.31	1.26	1.20
Sulfuric acid, 90%				3.540 ³²			
1,1,2,2-Tetrachloroethane		1.138					
Tetrachloroethylene	1.17		1.10	1.04	0.97		
Tetrachloromethane	1.04		0.99	0.93	0.88		
Tetradecane				1.36	1.31	1.26	1.21
1-Tetradecanol					1.67	1.62	1.57
Tetrahydrofuran	1.32	1.26		1.20	1.14		
Thiophene				1.99	1.95	1.91	1.86
Toluene	1.590 ⁻⁸⁰	1.386	1.347	1.311	1.236	1.161	
1,1,1-Trichloroethane	1.06		1.01	0.96			
Trichloroethylene	1.359 ⁻⁶⁰	1.24		1.160	1.08	1.00	
Trichloromethane	1.27	1.22		1.17	1.12	1.07	
Tridecane				1.37	1.32	1.27	1.22
Triethylamine	1.464 ⁻⁸⁰		1.209		1.113 ⁴⁴		
Trimethylamine	1.43	1.33					
1,3,5-Trimethylbenzene	1.47	1.41		1.36	1.30	1.24	1.18
2,2,4-Trimethylpentane				0.966 ³⁸		0.841 ⁷⁷	
Undecane				1.40	1.35	1.29	1.23
Water		5.610	5.983	6.071	6.435	6.668	6.791
<i>m</i> -Xylene				1.30	1.24	1.18	1.13
<i>o</i> -Xylene				1.31	1.26	1.20	1.14
<i>p</i> -Xylene				1.30	1.24	1.18	1.12

TABLE 5.26 Thermal Conductivity of Various Solids

All values of thermal conductivity, k , are in millijoules $\text{cm}^{-1} \cdot \text{s}^{-1} \cdot \text{K}^{-1}$. To convert to $\text{mW} \cdot \text{m}^{-1} \cdot \text{K}^{-1}\text{m}$, divide values by 10. For values in millicalories, divide by 4.184.

Substance	t , °C	k
Asphalt	20	7.447
Basalt	20	21.76
Bauxite	600	5.56
Boiler scale	66	13.1
Brick, common	20	6.3
Blotting paper	20	0.628
Cardboard	20	2.1
Cement, Portland	90	2.97
Chalk	20	9.2
Chemical elements, <i>see</i> Table 4.1		
Coal	0	1.69
Concrete	20	9.2
Cork, sp. grav. = 0.2	30	0.54
Cork meal	100	0.556
Cotton, sp. grav. = 0.081	0	0.569
Diatomaceous earth	20	0.54
Ebonite	0	1.58
Eiderdown	20	0.046
Feathers (with air)	9	0.238
Feldspar	20	23.4
Felt (dark gray)	40	0.623
Fire brick	20	4.6
Flannel	60	0.148
Flint	20	10.0
Glass, crown	12.5	6.82
flint	12.5	5.98
Jena	22	9.50
quartz	0	13.89
	100	19.12
soda	20	7.1
	100	7.5
Granite	20	34.2
Graphite, sp. grav. = 1.58	50	441.4
Graphite powder, sp. grav. = 0.7	40	11.92
Gypsum	0	13.0
Horse hair, sp. grav. = 0.172	20	0.510
Ice		23.8
Leather, cowhide	84	1.76
Linen	20	0.879
Magnesia brick	20	11.3
	1130	30.1
Marble, white		32.6
Mica	41	3.60
Naphthalene	0	3.77
Paper	20	1.3
Paraffin	0	2.88
Plaster of Paris	20	2.93
Porcelain	95	10.38
Quartz, parallel to axis	0	136.0
	100	90.0

TABLE 5.26 Thermal Conductivity of Various Solids (*Continued*)

Substance	$t, ^\circ\text{C}$	k
Quartz, perpendicular to axis	0	72.43
	100	55.77
Plastics, <i>see</i> Section 10		
Roofing paper	0	1.90
Rubber, natural and synthetic, <i>see</i> Section 10		
Sand, dry	20	3.89
Sandstone, sp. grav. = 2.259	40	18.37
Silk, sp. grav. = 0.101	0	0.510
Slate	20	19.66
Soil, dry	20	1.38
Wax, bees	20	0.866
Wood, maple, parallel to face	20	4.25
perpendicular to face	50	1.82
Wood, oak, parallel to face	15	3.49
perpendicular to face	15	2.09
Wood, pine, parallel to face	20	3.49
perpendicular to face	15	1.51

5.9 MISCELLANY

TABLE 5.27 Compressibility of Water

In the table below are given the relative volumes of water at various temperatures and pressures. The volume at 0°C and one normal atmosphere (760 mm of Hg) is taken as unity.

P, atm	-10°C .	0°C .	10°C .	20°C .	40°C .	60°C .	80°C .
1	1.0017	1.0000	1.0001	1.0016	1.0076	1.0168	1.0287
500	0.9788	0.9767	0.9778	0.9804	0.9867	0.9967	1.0071
1000	0.9581	0.9566	0.9591	0.9619	0.9689	0.9780	0.9884
1500	0.9399	0.9394	0.9424	0.9456	0.9529	0.9617	0.9717
2000	0.9223	0.9241	0.9277	0.9312	0.9386	0.9472	0.9568
2500	0.9083	0.9112	0.9147	0.9183	0.9257	0.9343	0.9437
3000	0.8962	0.8993	0.9028	0.9065	0.9139	0.9225	0.9315
3500	0.8852	0.8884	0.8919	0.8956	0.9030	0.9115	0.9203
4000	0.8751	0.8783	0.8818	0.8855	0.8931	0.9012	0.9097
4500	0.8658	0.8692	0.8725	0.8762	0.8838	0.8919	0.9001
5000	0.8573	0.8606	0.8639	0.8675	0.8752	0.8832	0.8913
6000	0.8452	0.8481	0.8517	0.8595	0.8674	0.8752
7000	0.8340	0.8374	0.8456	0.8534	0.8610
8000	0.8244	0.8330	0.8408	0.8483
9000	0.8128	0.8219	0.8297	0.8371
10000	0.8027	0.8119	0.8196	0.8268
11000	0.8023	0.8101	0.8172
12000	0.7931	0.8009	0.8080

TABLE 5.28 Mass of Water Vapor in Saturated Air

The values in the table are grams of water contained in a cubic meter (m^3) of saturated air at a total pressure 101 325 Pa (1 atm).

$^{\circ}\text{C}$	$\text{g} \cdot \text{m}^{-3}$	$^{\circ}\text{C}$	$\text{g} \cdot \text{m}^{-3}$	$^{\circ}\text{C}$	$\text{g} \cdot \text{m}^{-3}$
-30	0.341	12	10.65	53	95.56
-29	0.375	13	11.35	54	100.0
-28	0.413	14	12.05	55	104.5
-27	0.456	15	12.80	56	109.1
-26	0.504	16	13.60	57	114.1
-25	0.554	17	14.45	58	119.2
-24	0.607	18	15.35	59	124.7
-23	0.667	19	16.30	60	130.2
-22	0.733	20	17.30	61	136.0
-21	0.804	21	18.35	62	142.1
-20	0.883	22	19.40	63	148.4
-19	0.968	23	20.55	64	154.9
-18	1.063	24	21.75	65	161.3
-17	1.164	25	23.05	66	167.9
-16	1.273	26	24.35	67	175.1
-15	1.375	27	25.75	68	182.6
-14	1.510	28	27.20	69	190.3
-13	1.650	29	28.75	70	198.2
-12	1.800	30	30.35	71	206.5
-11	1.965	31	32.05	72	215.1
-10	2.140	32	33.80	73	223.7
-9	2.331	33	35.60	74	233.0
-8	2.539	34	37.55	75	242.0
-7	2.761	35	39.55	76	251.2
-6	3.003	36	41.65	77	261.1
-5	3.250	37	43.90	78	271.6
-4	3.512	38	46.20	79	282.3
-3	3.810	39	48.60	80	293.4
-2	4.131	40	51.21	81	304.8
-1	4.473	41	53.86	82	316.6
0	4.849	42	56.61	83	328.7
1	5.199	43	59.51	84	341.2
2	5.569	44	62.53	85	353.6
3	5.947	45	65.52	86	366.2
4	6.35	46	68.61	87	379.9
5	6.80	47	72.00	88	394.1
6	7.25	48	75.56	89	408.6
7	7.75	49	79.24	90	423.5
8	8.25	50	83.05	91	439.0
9	8.80	51	87.04	92	454.8
10	9.40	52	91.22	93	471.2
11	10.00				

TABLE 5.29 Van der Waals' Constants for Gases

The van der Waals' equation of state for a real gas is:

$$\left(P + \frac{n^2 a}{V^2}\right)(V - nb) = nRT \quad \text{for } n \text{ moles}$$

where P is the pressure, V the volume (in liters per mole = 0.001 m³ per mole in the SI system), T the temperature (in degrees Kelvin), n the amount of substance (in moles), and R the gas constant. To use the values of a and b in the table, P must be expressed in the same units as in the gas constant. Thus, the pressure of a standard atmosphere may be expressed in the SI system as follows:

$$1 \text{ atm} = 101,325 \text{ N} \cdot \text{m}^{-2} = 101,325 \text{ Pa} = 1.01325 \text{ bar}$$

The appropriate value for the gas constant is:

$$0.0831441 \text{ L} \cdot \text{bar} \cdot \text{K}^{-1} \cdot \text{mol}^{-1} \quad \text{or} \quad 0.082056 \text{ L} \cdot \text{atm} \cdot \text{K}^{-1} \cdot \text{mol}^{-1}$$

The van der Waals' constants are related to the critical temperature and pressure, t_c and P_c , in Table 6.5 by:

$$a = \frac{27 R^2 T_c^2}{64 P_c} \quad \text{and} \quad b = \frac{RT_c}{8 P_c}$$

Substance	$a, \text{L}^2 \cdot \text{bar} \cdot \text{mol}^{-2}$	$b, \text{L} \cdot \text{mol}^{-1}$
Acetaldehyde	11.37	0.08695
Acetic acid	17.71	0.1065
Acetic anhydride	26.8	0.157
Acetone	16.02	0.1124
Acetonitrile	17.89	0.1169
Acetyl chloride	12.80	0.08979
Acetylene	4.516	0.05218
Acrylic acid	19.45	0.1127
Acrylonitrile	18.37	0.1222
Allene	8.235	0.07467
Allyl alcohol	15.17	0.1036
Aluminum trichloride	42.63	0.2450
2-Aminoethanol	7.616	0.0431
Ammonia	4.225	0.03713
Ammonium chloride	2.380	0.00734
Aniline	29.14	0.1486
Antimony tribromide	42.08	0.1658
Argon	1.355	0.03201
Arsenic trichloride	17.23	0.1039
Arsine	6.327	0.06048
Benzaldehyde	30.30	0.1553
Benzene	18.82	0.1193
Benzonitrile	33.89	0.1727
Benzyl alcohol	34.7	0.173
Biphenyl	47.16	0.2130
Bismuth trichloride	33.89	0.1025
Boron trichloride	15.60	0.1222
Boron trifluoride	3.98	0.05443
Bromine (Br ₂)	9.75	0.0591
Bromobenzene	28.96	0.1541
Bromochlorodifluoromethane	12.79	0.1055
Bromoethane	11.89	0.08406
Bromomethane	6.753	0.05390
Bromotrifluoromethane	8.502	0.0891

TABLE 5.29 Van der Waals' Constants for Gases (*Continued*)

Substance	$a, \text{L}^2 \cdot \text{bar} \cdot \text{mol}^{-2}$	$b, \text{L} \cdot \text{mol}^{-1}$
1,2-Butadiene	12.76	0.1025
1,3-Butadiene	12.17	0.1020
Butanal	19.48	0.1292
Butane	13.93	0.1168
Butanenitrile	25.76	0.1568
Butanoic acid	28.18	0.1609
1-Butanol	20.90	0.1323
2-Butanol	20.94	0.1326
2-Butanone	19.97	0.1326
1-Butene	12.76	0.1084
<i>cis</i> -2-Butene	12.58	0.1066
<i>trans</i> -2-Butene	12.58	0.1066
3-Butenenitrile	25.76	0.1568
Butyl acetate	31.22	0.1919
1-Butylamine	19.41	0.1301
<i>sec</i> -Butylamine	18.37	0.1273
<i>tert</i> -Butylamine	17.78	0.1310
Butylbenzene	44.071	0.2378
<i>sec</i> -Butylbenzene	43.74	0.2347
<i>tert</i> -Butylbenzene	42.77	0.2310
Butyl benzoate	57.97	0.2857
Butylcyclohexane	41.19	0.2201
<i>sec</i> -Butylcyclohexane	48.89	0.2604
<i>tert</i> -Butylcyclohexane	48.34	0.2614
Butyl ethyl ether	27.05	0.1815
2-Butylhexadecafluorotetrahydrofuran	45.41	0.3235
1-Butyne	13.31	0.1023
2-Butyne	13.68	0.0998
Carbon dioxide	3.658	0.04284
Carbon disulfide	11.25	0.07262
Carbon monoxide	1.472	0.03948
Carbon oxysulfide (COS)	6.975	0.06628
Carbon tetrachloride	20.01	0.1281
Carbon tetrafluoride	4.029	0.06319
Carbonyl chloride	10.65	0.08340
Carbonyl sulfide	3.933	0.05817
Chlorine	6.343	0.05422
Chlorine pentafluoride	9.581	0.08214
Chlorobenzene	25.80	0.1454
1-Chlorobutane	23.22	0.1527
2-Chlorobutane	20.01	0.1370
1-Chloro-1,1-difluoroethane	11.91	0.1035
2-Chloro-1,1-difluoroethylene	10.49	0.09335
Chloroethane	11.7	0.090
Chloroform	15.34	0.1019
Chloromethane	7.566	0.06477
2-Chloro-2-methylpropane	18.98	0.1334
Chloropentafluoroacetone	17.08	0.1482
Chloropentafluorobenzene	29.53	0.1843
Chloropentafluoroethane	11.27	0.1137
1-Chloropropane	16.11	0.1141
2-Chloropropane	14.53	0.1068
Chlorotrifluoromethane	6.873	0.08110

TABLE 5.29 Van der Waals' Constants for Gases (Continued)

Substance	$a, \text{L}^2 \cdot \text{bar} \cdot \text{mol}^{-2}$	$b, \text{L} \cdot \text{mol}^{-1}$
Chlorotrifluorosilane	7.994	0.09240
Chlorotrimethylsilane	22.58	0.1617
<i>m</i> -Cresol	31.86	0.1609
<i>o</i> -Cresol	28.33	0.1447
<i>p</i> -Cresol	28.11	0.1422
Cyanogen	7.803	0.06952
Cyclobutane	12.39	0.0960
Cycloheptane	27.20	0.1645
Cyclohexane	21.95	0.1413
Cyclohexanol	28.93	0.1586
Cyclohexanone	31.1	0.170
Cyclohexene	75.04	0.1339
Cyclopentane	16.94	0.1180
Cyclopentanone	75.84	0.1211
Cyclopentene	15.61	0.1097
Cyclopropane	8.293	0.07420
<i>p</i> -Cymene	43.65	0.2386
Decane	52.88	0.3051
Decanenitrile	34.71	0.1988
1-Decanol	57.45	0.2971
1-Decene	49.96	0.2888
Deuterium (normal)	0.2583	0.02397
Deuterium oxide	5.584	0.03090
Diborane (B_2H_6)	6.048	0.07437
Dibromodifluoromethane	15.69	0.1186
1,2-Dibromoethane	13.98	0.08664
1,2-Dibromotetrafluoroethane	20.45	0.1494
Dibutylamine	34.61	0.2030
Dibutyl ether	33.06	0.2017
Dibutyl sulfide	49.3	0.2702
1,2-Dichlorobenzene	34.59	0.1767
1,3-Dichlorobenzene	35.44	0.1846
1,4-Dichlorobenzene	34.64	0.1802
Dichlorodifluoromethane	10.45	0.09672
Dichlorodifluorosilane	11.34	0.1095
1,1-Dichloroethane	15.73	0.1072
1,2-Dichloroethane	17.0	0.108
1,1-Dichloroethylene	13.74	0.09893
<i>trans</i> -1,2-Dichloroethylene	13.63	0.09573
Dichlorofluoromethane	11.48	0.09060
Dichloromethane	12.44	0.08689
1,2-Dichloropropane	21.62	0.1335
Dichlorosilane	12.59	0.09992
1,1-Dichlorotetrafluoroethane	15.49	0.1318
1,2-Dichlorotetrafluoroethane	15.72	0.1338
Dideuterium oxide	5.535	0.03062
Diethanolamine	45.61	0.2273
Diethylamine	19.40	0.1383
1,4-Diethylbenzene	45.03	0.2439
Diethylene glycol	29.02	0.1519
Diethyl ether	17.46	0.1333
3,3-Diethylhexane	47.69	0.2707
3,4-Diethylhexane	47.93	0.2760

TABLE 5.29 Van der Waals' Constants for Gases (*Continued*)

Substance	$a, \text{L}^2 \cdot \text{bar} \cdot \text{mol}^{-2}$	$b, \text{L} \cdot \text{mol}^{-1}$
3,3-Diethyl-2-methylpentane	47.20	0.2629
3,3-Diethylpentane	40.64	0.2374
Diethyl sulfide	22.85	0.1462
Difluoroamine	5.028	0.04446
<i>cis</i> -Difluorodiazine	3.043	0.03987
<i>trans</i> -Difluorodiazine	3.539	0.04851
1,1-Difluoroethane	9.691	0.08931
1,1-Difluoroethylene	6.000	0.07058
Difluoromethane	6.184	0.06268
Dihexyl ether	69.17	0.3752
Dihydrogen disulfide	16.15	0.1006
Diisopropyl ether	25.26	0.1836
Dimethoxyethane	21.65	0.1439
Dimethoxymethane	17.28	0.1195
<i>N,N</i> -Dimethoxyacetamide	30.19	0.1689
Dimethylamine	10.44	0.08510
<i>N,N</i> -Dimethylaniline	37.92	0.1967
2,2-Dimethylbutane	22.55	0.1644
2,3-Dimethylbutane	23.29	0.1660
2,3-Dimethyl-1-butene	22.59	0.2566
3,3-Dimethyl-1-butene	21.55	0.1567
2,3-Dimethyl-2-butene	23.83	0.1621
1,1-Dimethylcyclohexane	34.30	0.2068
<i>cis</i> -1,2-Dimethylcyclohexane	36.44	0.2143
<i>trans</i> -1,2-Dimethylcyclohexane	34.89	0.2086
<i>cis</i> -1,3-Dimethylcyclohexane	34.30	0.2068
<i>trans</i> -1,3-Dimethylcyclohexane	35.11	0.2093
<i>cis</i> -1,4-Dimethylcyclohexane	35.47	0.2114
<i>trans</i> -1,4-Dimethylcyclohexane	34.54	0.2086
1,1-Dimethylcyclopentane	25.37	0.1653
<i>cis</i> -1,2-Dimethylcyclopentane	27.04	0.1706
<i>trans</i> -1,2-Dimethylcyclopentane	25.67	0.1663
Dimethyl ether	8.690	0.07742
<i>N,N</i> -Dimethylformamide	23.57	0.1293
2,2-Dimethylheptane	41.29	0.2551
2,2-Dimethylhexane	34.87	0.2260
2,3-Dimethylhexane	35.24	0.2228
2,4-Dimethylhexane	34.97	0.2251
2,5-Dimethylhexane	35.49	0.2299
3,3-Dimethylhexane	34.72	0.2201
3,4-Dimethylhexane	35.06	0.2196
1,1-Dimethylhydrazine	14.69	0.1001
2,4-Dimethyl-3-isopentane	47.05	0.2729
Dimethyl oxalate	28.97	0.1644
2,2-Dimethylpentane	28.49	0.1951
2,3-Dimethylpentane	28.96	0.1921
2,4-Dimethylpentane	28.79	0.1974
3,3-Dimethylpentane	28.48	0.1892
2,3-Dimethylphenol	31.35	0.1545
2,4-Dimethylphenol	33.49	0.1687
2,5-Dimethylphenol	29.99	0.1512
2,6-Dimethylphenol	33.64	0.1710
3,4-Dimethylphenol	31.32	0.1529

TABLE 5.29 Van der Waals' Constants for Gases (Continued)

Substance	$a, \text{L}^2 \cdot \text{bar} \cdot \text{mol}^{-2}$	$b, \text{L} \cdot \text{mol}^{-1}$
3,5-Dimethylphenol	40.92	0.2037
2,2-Dimethylpropane	17.17	0.1410
2,3-Dimethylpropane	23.13	0.1669
2,2-Dimethyl-1-propanol	22.25	0.1444
Dimethyl sulfide	13.34	0.09453
<i>N,N</i> -Dimethyl-1,2-toluidine	41.71	0.2225
1,4-Dioxane	19.29	0.1171
Diphenyl ether	54.61	0.2538
Diphenylmethane	60.46	0.2798
Dipropylamine	24.82	0.1591
Dipropyl ether	27.12	0.1821
Dodecafluorocyclohexane	25.09	0.1955
Dodecafluoropentane	25.58	0.2161
Dodecane	69.14	0.3741
1-Dodecanol	72.69	0.3598
1-Dodecene	68.17	0.3694
Ethane	5.570	0.06499
1,2-Ethanediamine	16.30	0.09796
Ethanethiol	13.23	0.09447
Ethanol	12.56	0.08710
Ethoxybenzene	35.70	0.1996
Ethyl acetate	20.57	0.1401
Ethyl acrylate	23.70	0.1530
Ethylamine	10.79	0.08433
Ethylbenzene	30.86	0.1782
Ethyl benzoate	43.73	0.2236
Ethyl butanoate	30.53	0.1922
Ethylcyclohexane	35.70	0.2089
Ethylcyclopentane	27.90	0.1746
3-Ethyl-2,2-dimethylhexane	47.24	0.2752
4-Ethyl-2,2-dimethylhexane	46.45	0.2784
3-Ethyl-2,3-dimethylhexane	47.35	0.2692
4-Ethyl-2,3-dimethylhexane	47.49	0.2742
3-Ethyl-2,4-dimethylhexane	47.31	0.2736
4-Ethyl-2,4-dimethylhexane	45.52	0.2613
3-Ethyl-2,5-dimethylhexane	47.42	0.2800
3-Ethyl-3,4-dimethylhexane	47.00	0.2682
Ethylene	4.612	0.05821
Ethylene glycol dimethyl ether	21.65	0.1439
Ethylene glycol ethyl ether acetate	33.97	0.05594
Ethylene oxide	8.922	0.06779
Ethyl formate	15.91	0.1115
3-Ethylhexane	35.76	0.2253
Ethyl mercaptan	11.24	0.08098
2-Ethyl-1-methylbenzene	40.66	0.2226
3-Ethyl-1-methylbenzene	41.67	0.2331
4-Ethyl-1-methylbenzene	40.63	0.2262
1-Ethyl-1-methylcyclopentane	34.18	0.2058
Ethyl methyl ether	12.70	0.1034
3-Ethyl-2-methylheptane	48.81	0.2847
Ethyl methyl ketone	20.13	0.1340
3-Ethyl-2-methylpentane	34.74	0.2183
3-Ethyl-2-methylpentane	34.53	0.2134

TABLE 5.29 Van der Waals' Constants for Gases (*Continued*)

Substance	$a, \text{L}^2 \cdot \text{bar} \cdot \text{mol}^{-2}$	$b, \text{L} \cdot \text{mol}^{-1}$
Ethyl 2-methylpropanoate	29.05	0.1872
Ethyl methyl sulfide	19.45	0.1300
3-Ethylpentane	29.49	0.1944
Ethyl phenyl ether	35.16	0.1963
Ethyl propanoate	25.86	0.1688
Ethyl propyl ether	22.45	0.1600
<i>m</i> -Ethyltoluene	41.73	0.2334
<i>o</i> -Ethyltoluene	40.67	0.2226
<i>p</i> -Ethyltoluene	40.63	0.2262
Ethyl vinyl ether	16.17	0.1213
Fluorine	1.171	0.02896
Fluorobenzene	20.10	0.1279
Fluoroethane	8.170	0.07758
Fluoroethylene	5.984	0.06504
Fluoromethane	5.009	0.05617
Formaldehyde	7.356	0.06425
Furan	12.74	0.0926
2-Furaldehyde (furfural)	22.23	0.1182
Germanium tetrachloride	23.12	0.1489
Germanium tetrahydride	5.743	0.06555
Glycerol	22.98	0.07037
Hafnium tetrachloride	26.01	0.1282
Helium (equilibrium)	0.0346	0.02356
Heptane	30.89	0.2038
1-Heptanol	37.22	0.2097
2-Heptanol	35.72	0.2093
2-Heptanone	31.78	0.1850
1-Heptene	28.82	0.09400
Hexadecafluoroheptane	40.58	0.3046
1,5-Hexadiene	21.79	0.1532
Hexafluoroacetone	12.66	0.1264
Hexafluorobenzene	26.63	0.1641
Hexane	24.97	0.1753
Hexanenitrile	35.50	0.1996
Hexanoic acid	39.94	0.2150
1-Hexanol	31.35	0.1829
2-Hexanol	30.25	0.1840
3-Hexanol	29.44	0.1803
2-Hexanone	30.27	0.1837
3-Hexanone	29.84	0.1824
1-Hexene	23.12	0.1634
<i>cis</i> -2-Hexene	23.86	0.1641
<i>trans</i> -2-Hexene	23.75	0.1640
<i>cis</i> -3-Hexene	23.77	0.1638
<i>trans</i> -3-Hexene	24.25	0.1663
Hexylcyclopentane	59.38	0.3206
Hydrazine	8.46	0.0462
Hydrogen (normal)	0.2484	0.02651
Hydrogen bromide	4.500	0.04415
Hydrogen chloride	3.700	0.04061
Hydrogen cyanide	11.29	0.08806
Hydrogen deuteride	0.2527	0.02516
Hydrogen fluoride	9.565	0.0739

TABLE 5.29 Van der Waals' Constants for Gases (*Continued*)

Substance	$a, \text{L}^2 \cdot \text{bar} \cdot \text{mol}^{-2}$	$b, \text{L} \cdot \text{mol}^{-1}$
Hydrogen iodide	6.309	0.05303
Hydrogen selenide	5.523	0.0479
Hydrogen sulfide	4.544	0.04339
Indane	34.63	0.1802
Iodobenzene	33.54	0.1658
Iodomethane	12.34	0.08327
Isobutyl acetate	29.05	0.1845
Isobutylamine	19.30	0.1325
Isobutylbenzene	40.40	0.2215
Isobutylcyclohexane	40.39	0.2195
Isobutyl formate	22.82	0.1476
Isopropylamine	14.30	0.1080
Isopropylbenzene	36.20	0.2044
Isopropylcyclohexane	42.06	0.2342
Isopropylcyclopentane	35.11	0.2082
4-Isopropylheptane	48.28	0.2832
2-Isopropyl-1-methylbenzene	45.14	0.2401
3-Isopropyl-1-methylbenzene	44.00	0.2354
4-Isopropyl-1-methylbenzene	43.94	0.2398
3-Isopropyl-2-methylhexane	50.93	0.2870
Ketene	19.1	0.1044
Krypton	2.325	0.0396
Mercury	5.193	0.01057
Methane	2.300	0.04301
Methanethiol	8.911	0.06756
Methanol	9.472	0.06584
Methoxybenzoate	28.60	0.1579
Methyl acetate	15.75	0.1108
Methyl acrylate	19.67	0.1308
Methylamine	7.106	0.05879
2-Methyl-1,3-butadiene	17.74	0.1307
3-Methyl-1,3-butadiene	17.46	0.1245
2-Methylbutane	18.29	0.1415
Methyl butanoate	25.83	0.1661
3-Methylbutanoic acid	33.94	0.1923
2-Methyl-1-butanol	24.51	0.1518
3-Methyl-1-butanol	24.72	0.1526
2-Methyl-2-butanol	23.24	0.1523
3-Methyl-2-butanol	23.30	0.1493
3-Methyl-2-butanone	23.20	0.1494
2-Methyl-1-butene	16.9	0.129
3-Methyl-1-butene	18.08	0.1405
2-Methyl-2-butene	17.26	0.1279
Methylcyclohexane	27.51	0.1713
Methylcyclopentane	21.87	0.1463
<i>N</i> -Methylethylamine	19.39	0.1391
Methyl formate	11.54	0.08406
2-Methylfuran	14.67	0.1160
2-Methylheptane	36.78	0.2342
3-Methylheptane	36.40	0.2301
4-Methylheptane	36.21	0.2297
2-Methylhexane	30.01	0.2016
3-Methylhexane	29.70	0.1977

TABLE 5.29 Van der Waals' Constants for Gases (*Continued*)

Substance	$a, \text{L}^2 \cdot \text{bar} \cdot \text{mol}^{-2}$	$b, \text{L} \cdot \text{mol}^{-1}$
Methylhydrazine	11.67	0.07334
Methyl isobutanoate	24.87	0.1639
Methyl isocyanate	12.6	0.09161
1-Methyl-2-isopropylbenzene	42.7	0.234
1-Methyl-4-isopropylbenzene	45.27	0.2478
Methyl 2-methylpropanoate	24.50	0.163 7
2-Methyloctane	43.50	0.2641
2-Methylpentane	23.83	0.1707
3-Methylpentane	23.75	0.1677
2-Methyl-2,4-pentanediol	39.05	0.2054
Methyl pentanoate	29.39	0.1847
2-Methyl-3-pentanol	27.96	0.1730
3-Methyl-3-pentanol	27.45	0.1699
4-Methyl-2-pentanol	22.38	0.1388
4-Methyl-2-pentanone	29.08	0.1815
2-Methyl-2-pentene	23.86	0.1641
<i>cis</i> -3-Methyl-2-pentene	23.86	0.1641
<i>trans</i> -3-Methyl-2-pentene	24.60	0.1656
<i>cis</i> -4-Methyl-2-pentene	23.03	0.1675
<i>trans</i> -4-Methyl-2-pentene	23.32	0.1685
2-Methylpropanal	18.49	0.1285
2-Methyl-1-propanamine	19.30	0.1325
2-Methylpropane (isobutane)	13.36	0.1168
Methyl propanoate	20.51	0.1377
2-Methylpropanoic acid	28.9	0.170
2-Methyl-1-propanol	20.35	0.1324
2-Methyl-2-propanol	18.81	0.1324
2-Methylpropene	12.73	0.1086
2-Methylpropyl acetate	29.05	0.1845
2-Methylpropyl formate	22.54	0.1476
2-Methylpyridine	24.45	0.1403
3-Methylpyridine	27.08	0.1496
4-Methylpyridine	25.89	0.1428
1-Methylstyrene	36.69	0.1999
2-Methyltetrahydrofuran	22.37	0.1484
2-Methylthiophene	22.10	0.1299
3-Methylthiophene	21.98	0.1282
Methyl vinyl ether	11.65	0.09520
Morpholine	20.36	0.1174
Naphthalene	40.32	0.1920
Neon	0.208	0.01709
Niobium pentafluoride	25.22	0.1220
Nitric oxide (NO)	1.46	0.0289
Nitroethane	24.13	0.1544
Nitrogen-14	15.18	0.1288
Nitrogen chloride difluoride	6.447	0.06089
Nitrogen dioxide (NO ₂)	5.36	0.0443
Nitrogen trifluoride	3.58	0.05364
Nitrous oxide (N ₂ O)	3.852	0.04435
Nitromethane	17.18	0.1041
Nitrosyl chloride	6.191	0.05014
Nonane	45.11	0.2702
1-Nonanol	50.00	0.2634

TABLE 5.29 Van der Waals' Constants for Gases (Continued)

Substance	$a, \text{L}^2 \cdot \text{bar} \cdot \text{mol}^{-2}$	$b, \text{L} \cdot \text{mol}^{-1}$
1-Nonene	43.68	0.2629
Octadecafluorooctane	44.27	0.3143
Octafluorocyclobutane	15.81	0.1450
Octafluoropropane	12.96	0.1338
Octamethylcyclotetrasiloxane	75.30	0.4579
Octane	37.86	0.2370
1-Octanol	44.71	0.2371
2-Octanol	41.98	0.2376
1-Octene	35.01	0.2227
<i>cis</i> -2-Octene	35.42	0.2176
Osmium tetraoxide	2.79	0.2447
Oxygen	1.382	0.03186
Oxygen difluoride	2.726	0.04516
Ozone	3.570	0.04977
Pentadecane	95.91	0.4834
1-Pentadecene	99.00	0.5011
1,2-Pentadiene	18.13	0.1284
<i>cis</i> -1,3-Pentadiene	17.98	0.1292
1,4-Pentadiene	17.58	0.1311
Pentafluorobenzene	23.45	0.1571
2,2,3,3,4-Pentamethylpentane	46.85	0.2593
2,2,3,4,4-Pentamethylpentane	47.82	0.2716
Pentanal	25.21	0.1622
Pentane	19.13	0.1449
Pentanenitrile	34.16	0.1772
Pentanoic acid	33.68	0.1867
1-Pentanol	25.81	0.1572
2-Pentanol	24.89	0.1585
2-Pentanone	24.85	0.1578
3-Pentanone	24.65	0.1565
1-Pentene	17.86	0.1370
<i>cis</i> -2-Pentene	17.83	0.1338
<i>trans</i> -2-Pentene	18.30	0.1391
Pentylbenzene	51.85	0.2718
Pentyl formate	27.97	0.1730
1-Pentyne	17.53	0.1266
Perchloryl fluoride (ClO_3F)	7.371	0.07130
Phenol	22.93	0.1177
Phosgene	10.65	0.08340
Phosphine	4.693	0.05155
Phosphonium chloride	4.111	0.04545
Phosphorus	53.6	0.157
Phosphorus chloride difluoride	8.47	0.0833
Phosphorus dichloride fluoride	12.50	0.0962
Phosphorus trifluoride	4.954	0.06510
Phosphoryl chloride difluoride	11.90	0.1001
Phosphoryl trifluoride	8.26	0.0849
Piperidine	20.84	0.1250
Propadiene	8.23	0.0747
Propanal	14.08	0.0995
Propane	9.385	0.09044
1,2-Propanediol	18.74	0.1068
1,3-Propanediol	21.11	0.1143

TABLE 5.29 Van der Waals' Constants for Gases (*Continued*)

Substance	$a, \text{L}^2 \cdot \text{bar} \cdot \text{mol}^{-2}$	$b, \text{L} \cdot \text{mol}^{-1}$
Propanenitrile	21.57	0.1369
Propanoic acid	23.49	0.1386
1-Propanol	16.26	0.1080
2-Propanol	15.82	0.1109
2-Propenal	14.44	0.1017
Propene	8.411	0.08211
Propyl acetate	26.23	0.1700
Propylamine	15.26	0.1095
Propylbenzene	37.14	0.2073
Propylcyclopentane	38.80	0.2189
Propylcyclohexane	38.59	0.2255
Propylene oxide	13.78	0.1019
Propyl formate	20.79	0.1377
Propyne	8.40	0.0744
Pyridine	19.77	0.1136
Pyrrrole	18.82	0.1049
Pyrrolidine	16.84	0.1056
Quinoline	36.70	0.1672
Radon	6.601	0.06239
Selenium	33.4	0.0675
Silicon chloride trifluoride	7.95	0.0921
Silicon tetrachloride	20.96	0.1470
Silicon tetrafluoride	5.259	0.072361
Silicon tetrahydride (silane)	4.30	0.0579
Styrene	32.15	0.1799
Sulfur (S)	24.3	0.0660
Sulfur dioxide	6.714	0.05636
Sulfur hexafluoride (SF ₆)	7.857	0.08786
Sulfur trioxide	8.57	0.0622
1,1,2,2-Tetrachlorodifluoroethane	25.74	0.1665
Tetrachloroethylene	24.98	0.1435
Tetrachloromethane	20.01	0.1281
Tetradecafluorohexane	30.75	0.2448
Tetradecafluoromethylcyclohexane	29.66	0.2171
1-Tetradecanol	89.91	0.4289
Tetraethylsilane	40.85	0.2411
Tetrafluoroethylene	6.954	0.08085
Tetrafluorohydrazine (N ₂ F ₄)	7.426	0.08564
Tetrafluoromethane	4.040	0.06325
Tetrahydrofuran	16.39	0.1082
Tetrahydropyran	20.02	0.1247
1,2,4,5-Tetramethylbenzene	45.8	0.2422
2,2,3,3-Tetramethylbutane	32.76	0.2056
2,2,3,3-Tetramethylhexane	45.11	0.2580
2,2,3,4-Tetramethylhexane	47.36	0.2721
2,2,3,5-Tetramethylhexane	46.45	0.2753
2,2,4,4-Tetramethylhexane	48.26	0.2819
2,2,4,5-Tetramethylhexane	47.05	0.2802
2,2,5,5-Tetramethylhexane	45.03	0.2760
2,3,3,4-Tetramethylhexane	47.13	0.2653
2,3,3,5-Tetramethylhexane	46.79	0.2733
2,3,4,4-Tetramethylhexane	47.32	0.2691
2,3,4,5-Tetramethylhexane	46.86	0.2723

TABLE 5.29 Van der Waals' Constants for Gases (*Continued*)

Substance	$a, \text{L}^2 \cdot \text{bar} \cdot \text{mol}^{-2}$	$b, \text{L} \cdot \text{mol}^{-1}$
3,3,4,4-Tetramethylhexane	47.46	0.2615
2,2,3,3-Tetramethylpentane	39.29	0.2304
2,2,3,4-Tetramethylpentane	39.37	0.2367
2,2,4,4-Tetramethylpentane	38.76	0.2403
2,3,3,4-Tetramethylpentane	39.65	0.2325
Tetramethylsilane	20.81	0.1653
Thiophene	17.21	0.1058
Tin(IV) chloride	27.25	0.1641
Titanium(IV) chloride	25.47	0.1423
Toluene	24.89	0.1499
1,2-Toluidine	33.36	0.1681
1,3-Toluidine	34.06	0.1717
1,4-Toluidine	31.74	0.1602
Tributoxyborane	81.34	0.3891
Tributylamine	65.31	0.3645
1,1,1-Trichloroethane	20.14	0.1317
1,1,2-Trichloroethane	25.47	0.1508
Trichloroethylene	17.21	0.1127
Trichlorofluoromethane	14.68	0.1111
Trichlorofluorosilane	15.67	0.1277
Trichloromethane	15.34	0.1019
Trichloromethylsilane	23.77	0.1638
1,2,3-Trichloropropane	31.29	0.1713
1,1,2-Trichlorotrifluoroethane	20.25	0.1481
1,2,2-Trichlorotrifluoroethane	20.25	0.1481
Tridecane	79.09	0.4176
1-Tridecanol	81.20	0.3942
1-Tridecene	77.93	0.4121
Tridecylcyclopentane	139.6	0.6536
Triethanolamine	32.14	0.3340
Triethylamine	27.59	0.1836
Trifluoroacetic acid	21.61	0.1567
1,1,1-Trifluoroethane	9.302	0.09572
Trifluoromethane	5.378	0.06403
Trimethylamine	13.37	0.1101
1,2,3-Trimethylbenzene	37.28	0.1999
1,2,4-Trimethylbenzene	38.03	0.2088
1,3,5-Trimethylbenzene	37.87	0.2118
2,2,3-Trimethylbutane	27.86	0.1869
2,2,3-Trimethyl-1-butene	28.57	0.1910
1,1,2-Trimethylcyclopentane	33.31	0.2048
1,1,3-Trimethylcyclopentane	33.42	0.2091
2,2,3-Trimethylheptane	48.07	0.2801
2,2,4-Trimethylheptane	47.49	0.2847
2,3,4-Trimethylheptane	47.96	0.2785
3,3,4-Trimethylheptane	47.68	0.2730
2,2,3-Trimethylhexane	40.5	0.2452
2,2,4-Trimethylhexane	40.50	0.2516
2,2,5-Trimethylhexane	40.38	0.2533
2,2,3-Trimethylpentane	33.92	0.2145
2,2,4-Trimethylpentane	33.61	0.2202
2,3,3-Trimethylpentane	34.03	0.2114
2,3,4-Trimethylpentane	34.28	0.2157

TABLE 5.29 Van der Waals' Constants for Gases (*Continued*)

Substance	$a, \text{L}^2 \cdot \text{bar} \cdot \text{mol}^{-2}$	$b, \text{L} \cdot \text{mol}^{-1}$
2,2,4-Trimethyl-1,3-pentanediol	19.96	0.2692
Tungsten(VI) fluoride (WF_6)	13.25	0.1063
Undecane	60.88	0.3396
1-Undecene	59.17	0.3310
Uranium(VI) fluoride (UF_6)	16.01	0.1128
Vinyl acetate	32.31	0.2296
Vinyl chloride	9.62	0.07975
Vinyl fluoride	5.98	0.06502
Vinyl formate	11.38	0.08541
Xenon	4.192	0.05156
Xenon difluoride	12.46	0.7037
Xenon tetrafluoride	15.52	0.09035
<i>m</i> -Xylene	31.41	0.1814
<i>o</i> -Xylene	31.06	0.1756
<i>p</i> -Xylene	31.54	0.1824
Water	5.537	0.03052
Zirconium(IV) chloride	30.59	0.1401

TABLE 5.30 Triple Points of Various Materials

Substance	Triple point, K	Pressure, mmHg
Ammonia	195.46	45.58
Argon	83.78	516
Boron tribromide	226.67	
Bromine	280.4	44.1
Carbon dioxide	216.65	
Cyclopropane	145.59	
Deuterium oxide	276.97	
1-Hexene	133.39	
Hydrogen, normal	13.95	54
Hydrogen, para	13.81	
Hydrogen bromide	186.1	~232
Hydrogen chloride	158.8	
Iodine heptafluoride	279.6	
Krypton	115.95	548
Methane	90.67	87.60
Methane- d_1	90.40	84.52
Methane- d_2	90.14	81.80
Methane- d_3	89.94	80.12
Methane- d_4	89.79	79.13
Molybdenum oxide tetrafluoride	370.3	
Molybdenum pentafluoride	340	
Neon	24.55	324
Neptunium hexafluoride	328.25	758.0
Niobium pentabromide	540.6	
Niobium pentachloride	476.5	
Nitrogen	63.15	94
1-Octene	171.45	
Oxygen	54.34	

TABLE 5.30 Triple Points of Various Materials (*Continued*)

Substance	Triple point, K	Pressure, mmHg
Phosphorus, white	863	32 760
Plutonium hexafluoride	324.74	533.0
Propene	103.95	
Radon	202	~500
Rhenium dioxide trifluoride	363	
Rhenium heptafluoride	321.4	
Rhenium oxide pentafluoride	313.9	
Rhenium pentafluoride	321	
Succinonitrile (NIST standard)	331.23	
Sulfur dioxide	197.68	1.256
Tantalum pentabromide	553	
Tantalum pentachloride	489.0	
Tungsten oxide tetrafluoride	377.8	
Uranium hexafluoride	337.20	1 139.6
Water	273.16	
Xenon	161.37	612

5.9.1 Some Physical Chemistry Equations for Gases

A number of physical chemistry relationships, not enumerated in other sections (*see* Index), will be discussed in this section.

Boyle's law states that the volume of a given quantity of a gas varies inversely as the pressure, the temperature remaining constant. That is,

$$V = \frac{\text{constant}}{P} \quad \text{or} \quad PV = \text{constant}$$

A convenient form of the law, true strictly for ideal gases, is

$$P_1V_1 = P_2V_2$$

Charles' law, also known as *Gay-Lussac's law*, states that the volume of a given mass of gas varies directly as the absolute temperature if the pressure remains constant, that is,

$$\frac{V}{T} = \text{constant}$$

Combining the laws of Boyle and Charles into one expression gives

$$\frac{P_1V_1}{T_1} = \frac{P_2V_2}{T_2}$$

In terms of moles, *Avogadro's hypothesis* can be stated: The same volume is occupied by one mole of any gas at a given temperature and pressure. The number of molecules in one mole is known as the *Avogadro number constant* N_A .

The behavior of all gases that obey the laws of Boyle and Charles, and Avogadro's hypothesis, can be expressed by the ideal gas equation:

$$PV = nRT$$

where R is called the *gas constant* and n is the number of moles of gas. If pressure is written as force per unit area and the volume as area times length, then R has the dimensions of energy per degree per mole— $8.314 \text{ J} \cdot \text{K}^{-1} \cdot \text{mol}^{-1}$ or $1.987 \text{ cal} \cdot \text{K}^{-1} \cdot \text{mol}^{-1}$.

Dalton's law of partial pressures states that the total pressure exerted by a mixture of gases is equal to the sum of the pressures which each component would exert if placed separately into the container:

$$P_{\text{total}} = p_1 + p_2 + p_3 + \dots$$

There are two ways to express the fraction which one gaseous component contributes to the total mixture: (1) the pressure fraction, p_i/P_{total} , and (2) the mole fraction, n_i/n_{total} .

5.9.1.1 Equations of State (PVT Relations for Real Gases)

1. *Virial equation* represents the experimental compressibility of a gas by an empirical equation of state:

$$PV = A_p + B_p P + C_p P^2 + \dots$$

or

$$PV = A_v + B_v V + \frac{C_v}{V^2} + \dots$$

where A, B, C, \dots are called the virial coefficients and are a function of the nature of the gas and the temperature.

2. *Van der Waals' equation*:

$$\left(P + \frac{an^2}{V^2} \right) (V - nb) = nRT$$

where the term an^2/V^2 is the correction for intermolecular attraction among the gas molecules and the nb term is the correction for the volume occupied by the gas molecules. The constants a and b must be fitted for each gas from experimental data (Table 5.28); consequently the equation is semiempirical. The constants are related to the critical-point constants (Table 6.5) as follows:

$$a = 3P_c V_c^2$$

$$b = \frac{V_c}{3}$$

$$R = \frac{8P_c V_c}{3T_c}$$

Substitution into van der Waals' equation and rearrangement leads to only the terms P/P_c , V/V_c , and T/T_c , which are called the reduced variables P_R , V_R , and T_R . For 1 mole of gas,

$$\left(P_R + \frac{3}{V_R^2} \right) \left(V_R - \frac{1}{3} \right) = \frac{8}{3} T_R$$

3. *Berthelot's equation of state*, used by many thermodynamicists, is

$$PV = nRT \left[1 + \frac{9}{128} \frac{PT_c}{P_c T} \left(1 - 6 \frac{T_c^2}{T^2} \right) \right]$$

This equation requires only knowledge of the critical temperature and pressure for its use and gives accurate results in the vicinity of room temperature for unassociated substances at moderate pressures.

5.9.1.2 Properties of Gas Molecules

Vapor Density. Substitution of the Antoine vapor-pressure equation for its equivalent $\log P$ in the ideal gas equation gives

$$\log \rho_{\text{vap}} = \log M - \log R - \log (t + 273.15) + A - \frac{B}{t + C}$$

where ρ_{vap} is the vapor density in $\text{g}\cdot\text{mL}^{-1}$ at $t^\circ\text{C}$, M is the molecular weight, R is the gas constant, and A , B , and C are the constants of the Antoine equation for vapor pressure. Since this equation is based on the ideal gas law, it is accurate only at temperatures at which the vapor of any specific compound follows this law. This condition prevails at reduced temperatures (T_R) of about 0.5 K.

Velocities of Molecules. The mean square velocity of gas molecules is given by

$$\overline{u^2} = \frac{3kT}{m} = \frac{3RT}{M}$$

where k is Boltzmann's constant and m is the mass of the molecule.

The mean velocity is given by

$$\bar{u} = \left(\frac{8\overline{u^2}}{3\pi} \right)^{1/2}$$

Viscosity. On the assumption that molecules interact like hard spheres, the viscosity of a gas is

$$\eta = \left(\frac{5}{16\sigma^2} \right) \left(\frac{mkT}{\pi} \right)^{1/2}$$

where σ is the molecular diameter.

Mean Free Path. The mean free path of a gas molecule l and the mean time between collisions τ are given by

$$l = \frac{m}{\pi\rho\sigma^2\sqrt{2}}$$

$$\tau = \frac{1}{\bar{u}} = \frac{4\eta}{5P}$$

Graham's Law of Diffusion. The rates at which gases diffuse under the same conditions of temperature and pressure are inversely proportional to the square roots of their densities:

$$\frac{r_1}{r_2} = \left(\frac{\rho_2}{\rho_1} \right)^{1/2}$$

Since $\rho = MP/RT$ for an ideal gas, it follows that

$$\frac{r_1}{r_2} = \left(\frac{M_2}{M_1} \right)^{1/2}$$

Henry's Law. The solubility of a gas is directly proportional to the partial pressure exerted by the gas:

$$p_i = kx_i$$

Joule-Thompson Coefficient for Real Gases. This expresses the change in temperature with respect to change in pressure at constant enthalpy:

$$\mu_\pi = \left(\frac{\partial T}{\partial P} \right)_H$$

SECTION 6

THERMODYNAMIC PROPERTIES

6.1	ENTHALPIES AND GIBBS ENERGIES OF FORMATION, ENTROPIES, AND HEAT CAPACITIES	6.1
6.1.1	Some Thermodynamic Relations	6.2
Table 6.1	Enthalpies and Gibbs Energies of Formation, Entropies, and Heat Capacities of Organic Compounds	6.5
Table 6.2	Heats of Fusion, Vaporization, and Sublimation and Specific Heat at Various Temperatures of Organic Compounds	6.51
Table 6.3	Enthalpies and Gibbs Energies of Formation, Entropies, and Heat Capacities of the Elements and Inorganic Compounds	6.81
Table 6.4	Heats of Fusion, Vaporization, and Sublimation and Specific Heat at Various Temperatures of the Elements and Inorganic Compounds	6.124
6.2	CRITICAL PHENOMENA	6.142
Table 6.5	Critical Properties	6.143

6.1 ENTHALPIES AND GIBBS ENERGIES OF FORMATION, ENTROPIES, AND HEAT CAPACITIES

The tables in this section contain values of the enthalpy and Gibbs energy of formation, entropy, and heat capacity at 298.15 K (25°C). No values are given in these tables for metal alloys or other solid solutions, for fused salts, or for substances of undefined chemical composition.

The physical state of each substance is indicated in the column headed "State" as crystalline solid (c), liquid (lq), or gaseous (g). Solutions in water are listed as aqueous (aq).

The values of the thermodynamic properties of the pure substances given in these tables are, for the substances in their standard states, defined as follows: For a pure solid or liquid, the standard state is the substance in the condensed phase under a pressure of 1 atm (101 325 Pa). For a gas, the standard state is the hypothetical ideal gas at unit fugacity, in which state the enthalpy is that of the real gas at the same temperature and at zero pressure.

The values of $\Delta_f H^\circ$ and $\Delta_f G^\circ$ that are given in the tables represent the change in the appropriate thermodynamic quantity when one mole of the substance in its standard state is formed, isothermally at the indicated temperature, from the elements, each in its appropriate standard reference state. The standard reference state at 25°C for each element has been chosen to be the standard state that is thermodynamically stable at 25°C and 1 atm pressure. The standard reference states are indicated in the tables by the fact that the values of $\Delta_f H^\circ$ and $\Delta_f G^\circ$ are exactly zero.

The values of S° represent the virtual or "thermal" entropy of the substance in the standard state at 298.15 K (25°C), omitting contributions from nuclear spins. Isotope mixing effects are also excluded except in the case of the ^1H — ^2H system.

Solutions in water are designated as aqueous, and the concentration of the solution is expressed in terms of the number of moles of solvent associated with 1 mol of the solute. If no concentration is indicated, the solution is assumed to be dilute. The standard state for a solute in aqueous solution is taken as the hypothetical ideal solution of unit molality (indicated as std. state or ss). In this state

the partial molal enthalpy and the heat capacity of the solute are the same as in the infinitely dilute real solution.

For some tables the uncertainty of entries is indicated within parentheses immediately following the value; viz., an entry 34.5(4) implies 34.5 ± 0.4 and an entry 34.5(12) implies 34.5 ± 1.2 .

References: D. D. Wagman, et al., *The NBS Tables of Chemical Thermodynamic Properties*, in *J. Phys. Chem. Ref. Data*, **11: 2**, 1982; M. W. Chase, et al., *JANAF Thermochemical Tables*, 3rd ed., American Chemical Society and the American Institute of Physics, 1986 (supplements to JANAF appear in *J. Phys. Chem. Ref. Data*); Thermodynamic Research Center, *TRC Thermodynamic Tables*, Texas A&M University, College Station, Texas; I. Barin and O. Knacke, *Thermochemical Properties of Inorganic Substances*, Springer-Verlag, Berlin, 1973; J. B. Pedley, R. D. Naylor, and S. P. Kirby, *Thermochemical Data of Organic Compounds*, 2nd ed., Chapman and Hall, London, 1986; V. Majer and V. Svoboda, *Enthalpies of Vaporization of Organic Compounds*, International Union of Pure and Applied Chemistry, Chemical Data Series No. 32, Blackwell, Oxford, 1985.

6.1.1 Some Thermodynamic Relations

6.1.1.1 Enthalpy of Formation. Once standard enthalpies are assigned to the elements, it is possible to determine standard enthalpies for compounds. For the reaction:

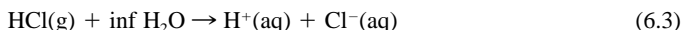


Since the elements are in their standard states, the enthalpy change for the reaction is equal to the standard enthalpy of CO_2 less the standard enthalpies of C and O_2 , which are zero in each instance. Thus,

$$\Delta_f H^\circ = -393.51 - 0 - 0 = -393.51 \text{ kJ} \quad (6.2)$$

Tables of enthalpies, such as Tables 6.1 and 6.3, can be used to determine the enthalpy for any reaction at 1 atm and 298.15 K involving the elements and any of the compounds appearing in the tables.

The solution of 1 mole of HCl gas in a large amount of water (infinitely dilute real solution) is represented by:



The heat evolved in the reaction is $\Delta H^\circ = -74.84 \text{ kJ}$. With the value of $\Delta_f H^\circ$ from Table 6.3, one has for the reaction:

$$\Delta_f H^\circ = \Delta_f H^\circ[\text{H}^+(\text{aq})] + \Delta_f H^\circ[\text{Cl}^-(\text{aq})] - \Delta_f H^\circ[\text{HCl}(\text{g})] \quad (6.4)$$

for the standard enthalpy of formation of the pair of ions H^+ and Cl^- in aqueous solution (standard state, $m = 1$). To obtain the $\Delta_f H^\circ$ values for individual ions, the enthalpy of formation of $\text{H}^+(\text{aq})$ is arbitrarily assigned the value zero at 298.15 K. Thus, from Eq. (6.4):

$$\Delta_f H^\circ[\text{Cl}^-(\text{aq})] = -74.84 + (-92.31) = -167.15 \text{ kJ}$$

With similar data from Tables 6.1 and 6.3, the enthalpies of formation of other ions can be determined. Thus, from the $\Delta_f H^\circ[\text{KCl}(\text{aq, std. state, } m = 1 \text{ or aq, ss})]$ of -419.53 kJ and the foregoing value for $\Delta_f H^\circ[\text{Cl}^-(\text{aq, ss})]$:

$$\begin{aligned} \Delta_f H^\circ[\text{K}^+(\text{aq, ss})] &= \Delta_f H^\circ[\text{KCl}(\text{aq, ss})] - \Delta_f H^\circ[\text{Cl}^-(\text{aq, ss})] \\ &= -419.53 - (-167.15) = -252.38 \text{ kJ} \end{aligned} \quad (6.5)$$

6.1.1.2 Enthalpy of Vaporization (or Sublimation) When the pressure of the vapor in equilibrium with a liquid reaches 1 atm, the liquid boils and is completely converted to vapor on absorption of the enthalpy of vaporization ΔH_v at the normal boiling point T_b . A rough empirical relationship between the normal boiling point and the enthalpy of vaporization (*Trouton's rule*) is:

$$\frac{\Delta H_v}{T_b} = 88 \text{ J} \cdot \text{mol}^{-1} \cdot \text{K}^{-1} \quad (6.6)$$

It is best applied to nonpolar liquids which form unassociated vapors.

To a first approximation, the enthalpy of sublimation ΔH_s at constant temperature is:

$$\Delta H_s = \Delta H_m + \Delta H_v \quad (6.7)$$

where ΔH_m is the enthalpy of melting.

The *Clapeyron* equation expresses the dynamic equilibrium existing between the vapor and the condensed phase of a pure substance:

$$\frac{dP}{dT} = \frac{\Delta H_v}{T\Delta V} \quad (6.8)$$

where ΔV is the volume increment between the vapor phase and the condensed phase. If the condensed phase is solid, the enthalpy increment is that of sublimation.

Substitution of $V = RT/P$ into the foregoing equation and rearranging gives the *Clausius-Clapeyron* equation,

$$\frac{dP}{P dT} = \frac{\Delta H_v}{RT^2} \quad (6.9)$$

or

$$\Delta H_v = -R \frac{d(\ln P)}{1/T} \quad (6.10)$$

which may be used for calculating the enthalpy of vaporization of any compound provided its boiling point at any pressure is known. If an Antoine equation is available (such as Eq. (5.1), page 5.30), differentiation and insertion into the foregoing equation gives:

$$\Delta H_v = \frac{4.5757T^2B}{(T + C - 273.15)^2} \quad (6.11)$$

Inclusion of a compressibility factor into the foregoing equation, as suggested by the *Haggemacher* equation improves the estimate of ΔH_v :

$$\Delta H_v = \frac{RT^2}{P} \left(\frac{dP}{dT} \right) \left(1 - \frac{T_c^3 P}{T^3 P_c} \right)^{1/2} \quad (6.12)$$

where T_c and P_c are critical constants (Table 6.5). Although critical constants may be unknown, the compressibility factor is very nearly constant for all compounds belonging to the same family, and an estimate can be deduced from a related compound whose critical constants are available.

6.1.1.3 Heat Capacity (or Specific Heat) The temperature dependence of the heat capacity is complex. If the temperature range is restricted, the heat capacity of any phase may be represented adequately by an expression such as:

$$C_p = a + bT + cT^2 \quad (6.13)$$

in which a , b , and c are empirical constants. These constants may be evaluated by taking three pieces of data: $(T_1, C_{p,1})$, $(T_2, C_{p,2})$, and $(T_3, C_{p,1})$, and substituting in the following expressions:

$$\frac{C_{p,1}}{(T_1 - T_2)(T_1 - T_3)} + \frac{C_{p,2}}{(T_2 - T_1)(T_2 - T_3)} + \frac{C_{p,3}}{(T_3 - T_2)(T_3 - T_1)} = c \quad (6.14)$$

$$\frac{C_{p,1} - C_{p,2}}{T_1 - T_2} - [(T_1 + T_2)c] = b \quad (6.15)$$

$$(C_{p,1} - bT_1) - cT_1^2 = a \quad (6.16)$$

Smoothed data presented at rounded temperatures, such as are available in Tables 6.2 and 6.4, plus the C_p° values at 298 K listed in Table 6.1 and 6.3, are especially suitable for substitution in the foregoing parabolic equations. The use of such a parabolic fit is appropriate for interpolation, but data extrapolated outside the original temperature range should not be sought.

6.1.1.4 Enthalpy of a System The enthalpy increment of a system over the interval of temperature from T_1 to T_2 , under the constraint of constant pressure, is given by the expression:

$$H_2 - H_1 = \int_{T_1}^{T_2} C_p dT \quad (6.17)$$

The enthalpy over a temperature range that includes phase transitions, melting, and vaporization, is represented by:

$$\begin{aligned} H_2 - H_1 = & \int_{T_1}^{T_2} C_p(c, \text{II}) dT + \Delta H_m + \int_{T_1}^{T_m} C_p(c, \text{I}) dT + \Delta H_m \\ & + \int_{T_m}^{T_b} C_p(1q) dT + \Delta H_v + \int_{T_b}^{T_2} C_p(g) dT \end{aligned} \quad (6.18)$$

Integration of heat capacities, as expressed by Eq. (6.13), leads to:

$$\Delta H = a(T_2 - T_1) + \frac{b(T_2^2 - T_1^2)}{2} + \frac{c(T_2^3 - T_1^3)}{3} \quad (6.19)$$

6.1.1.5 Entropy In the physical change of state,

$$\Delta S_m = \frac{\Delta H_m}{T_m} \quad (6.20)$$

is the entropy of melting (or fusion),

$$\Delta S_v = \frac{\Delta H_v}{T_b} \quad (6.21)$$

is the entropy of vaporization, and

$$\Delta S_s = \frac{\Delta H_s}{T_s} \quad (6.22)$$

is the entropy of sublimation.

A general expression for the entropy of a system, involving any phase transitions, is

$$S_2 - S_1 = \int_{T_1}^{T_i} \frac{C_p(c, \text{II}) dT}{T} + \frac{\Delta H_f}{T} + \int_{T_b}^{T_m} \frac{C_p(c, \text{I}) dT}{T} + \frac{\Delta H_m}{T} \\ + \int_{T_m}^{T_b} \frac{C_p(\text{lq}) dT}{T} + \frac{\Delta H_v}{T} + \int_{T_b}^{T_m} \frac{C_p(\text{g}) dT}{T} \quad (6.23)$$

If C_p is independent of temperature,

$$\Delta S = C_p(\ln T_2 - \ln T_1) = 2.303 C_p \log \frac{T_2}{T_1} \quad (6.24)$$

If the heat capacities change with temperature, an empirical equation like Eq. (6.13) may be inserted in Eq. (6.23) before integration. Usually the integration is performed graphically from a plot of either C_p/T versus T or C_p versus $\ln T$.

TABLE 6.1 Enthalpies and Gibbs Energies of Formation, Entropies, and Heat Capacities of Organic Compounds

Substance	Physical State	$\Delta_f H^\circ$ kJ·mol ⁻¹	$\Delta_f G^\circ$ kJ·mol ⁻¹	S° J·deg ⁻¹ ·mol ⁻¹	C_p° J·deg ⁻¹ ·mol ⁻¹
Acenaphthene	c	70.34		188.9	190.4
Acenaphthylene	c	186.7			166.4
Acetaldehyde	lq	-192.2	-127.6	160.4	89.0
	g	-166.1	-133.0	263.8	55.3
Acetaldoxime	c	-77.9			
	lq	-81.6			
Acetamide	c	-317.0		115.0	91.3
Acetamidoguanidine nitrate	c	-494.0			
1-Acetamido-2-nitroguanidine	c	-193.6			
5-Acetamidotetrazole	c	-5.0			
Acetanilide	c	-210.6			
Acetic acid	lq	-484.4	-390.2	159.9	123.6
	g	-432.2	-374.2	283.5	63.4
ionized; std. state, $m = 1$	aq	-486.34	-369.65	86.7	-6.3
Acetic anhydride	lq	-624.4	-489.14	268.8	168.2 ³⁰
Acetone	lq	-248.4	-152.7	198.8	126.3
	g	-217.1	-152.7	295.3	74.5
Acetonitrile	lq	31.4	86.5	149.7	91.5
	g	74.0	91.9	243.4	52.2
Acetophenone	lq	-142.5	-17.0	249.6	204.6
Acetyl bromide	lq	-223.5			
Acetyl chloride	lq	-272.9	-208.2	201.0	117.0
	g	-242.8	-205.8	295.1	67.8
Acetylene	g	227.4	209.0	201.0	44.1
Acetylene- d_2	g	221.5	205.9	208.9	49.3
Acetylenedicarboxylic acid	c	-578.2			
Acetyl fluoride	g	-442.1			
1-Acetylimidazole	c	-574.0			
Acetyl iodide	lq	-163.5			
Acridine	c	179.4			
Adamantane	c	-194.1			

TABLE 6.1 Enthalpies and Gibbs Energies of Formation, Entropies, and Heat Capacities of Organic Compounds (*Continued*)

Substance	Physical State	$\Delta_f H^\circ$ kJ·mol ⁻¹	$\Delta_f G^\circ$ kJ·mol ⁻¹	S° J·deg ⁻¹ ·mol ⁻¹	C_p° J·deg ⁻¹ ·mol ⁻¹
Adenine	c	96.0	299.6	151.1	147.0
(+)-Alanine	c	-561.2	-369.4	132.3	
(-)-Alanine	c	-604.0	-370.5	129.3	
(±)-Alanine	c	-563.6	-372.3	132.3	
β-Alanine	c	-558.0			
(±)-N-Alanylglycine	c	-777.8	-489.9	213.5	
(-)-Alanylglycine	c	-827.0	-533.0	195.2	
Allene	g	190.5			
Alloxan monohydrate	c	-1000.7	-762.3	186.7	
Allylamine	lq	-10.0			
Allyl <i>tert</i> -butyl sulfide	lq	-91.0			
Allyl ethyl sulfone	lq	-406.0			
Allyl methyl sulfone	lq	-385.1			
Allyl trichloroacetate	lq	-395.3			
Allyl (<i>see</i> Propene)					
Aminetrimethylboron	c	-284.1	-79.3	218.0	
3-Aminoacetophenone	c	-173.3			
4-Aminoacetophenone	c	-182.1			
2-Aminoacridine	c	166.4			
9-Aminoacridine	c	159.2			
2-Aminobenzoic acid	c	-400.9			
3-Aminobenzoic acid	c	-411.6			
4-Aminobenzoic acid	c	-412.9			
2-Aminobiphenyl	c	112.2			
4-Aminobiphenyl	c	81.2			
4-Aminobutanoic acid	c	-581.0			
2-Aminoethanesulfonic acid ionized; std. state, <i>m</i> = 1	aq	-785.9 -719.8	-562.3 -509.8	154.1 200.1	140.7
2-Aminoethanol	lq				195.5
2-Aminohexanoic acid (norleucine)	c	-639.1			
4-Aminohexanoic acid	c	-646.2			
5-Aminohexanoic acid	c	-643.3			
6-Aminohexanoic acid	c	-639.1			
(-)-2-Amino-3-hydroxy- butanoic acid	c	-759.5			
2-Amino-2-(hydroxymethyl)- 1,1-propanediol	c	717.8			
3-Aminonitroguanidine	c	22.1			
5-Aminopentanoic acid	c	-604.1			
5-Aminotetrazole	c	-207.8			
3-Amino-1,2,4-triazole	c	76.8			
Aniline	lq	31.3	149.2	191.4	191.9
	g	87.5	-7.0	317.9	107.9
Anthracene	c	129.2	286.0	207.6	210.5
9,10-Anthraquinone	c	-207.5			
D(-)-Arabinose [also (+)-]	c	-1057.9			
(+)-Arginine	c	-623.5	-240.5	250.8	232.0
L-(+)-Ascorbic acid	c	-1164.6			
L-(+)-Asparagine	c	-789.4	-530.6	174.6	
L-(+)-Aspartic acid	c	-973.3	-730.7	170.2	

TABLE 6.1 Enthalpies and Gibbs Energies of Formation, Entropies, and Heat Capacities of Organic Compounds (*Continued*)

Substance	Physical State	$\Delta_f H^\circ$ kJ·mol ⁻¹	$\Delta_f G^\circ$ kJ·mol ⁻¹	S° J·deg ⁻¹ ·mol ⁻¹	C_p° J·deg ⁻¹ ·mol ⁻¹
<i>cis</i> -Azobenzene	c	310.2			
<i>trans</i> -Azobenzene	c	365.2			
Azoisopropane	g	35.8			
Azomethane	g	148.8	239.7	289.9	78.0
Azomethane- <i>d</i> ₆	g	119.3	218.3	305.7	90.6
Azopropane	g	51.5			
Azulene	g	289.1	353.4	338.1	128.5
Barbituric acid	c	-637.2			
Benzaldehyde	lq	-87.0	9.4		172.0
Benzamide	c	-202.6			
Benzanilide	c	-93.4			
1,2-Benzanthracene	c	170.9			
2,3-Benzanthracene	c	160.4	359.2	215.5	
1,2-Benzanthracene- 9,10-dione	c	-231.9			
Benzene	lq	49.0	124.4	173.4	136.0
	g	82.6	129.7	269.2	82.4
Benzenboronic acid	c	-720.1			
1,2-Benzenediamine	c	-0.3			
1,3-Benzenediamine	c	-7.8			
1,4-Benzenediamine	c	3.1			
1,3-Benzenedicarboxylic acid	c	803.0			
1,4-Benzenedicarboxylic acid	c	816.1			
1,2,4,5-Benzenetetra- carboxylic acid	c	1571.0			
Benzenethiol (thiophenol)	lq	63.7	134.0	222.8	173.2
	g	111.3	147.6	336.9	104.9
1,2,3-Benzenetricarboxylic acid	c	-1160.0			
1,2,4-Benzenetricarboxylic acid	c	-1179.0			
1,3,5-Benzenetricarboxylic acid	c	-1190.0			
1,2,3-Benzenetriol	c	-551.1			
1,2,4-Benzenetriol	c	-563.8			
1,3,5-Benzenetriol	c	-584.6			
<i>p</i> -Benzidine	c	70.7			
Benzil	c	-153.9			
Benzoic acid	c	-385.2	-245.3	167.6	146.8
Benzoic anhydride	c	-415.4			
Benzonitrile	lq	163.2		209.1	165.2
	g	215.8	260.8	321.0	109.1
Benzo[<i>def</i>]phenanthrene	c	125.5	269.5	224.8	236.0
Benzophenone	c	-34.5	140.2	245.2	224.8
Benzo[<i>f</i>]quinoline	c	150.6			
Benzo[<i>h</i>]quinoline	c	149.7			
1,4-Benzoquinone	c	-185.7	-83.6	162.8	129.0
Benzo[<i>b</i>]thiophene	c	100.6			
1,2,3-Benzotriazole	c	250.0			
Benzotrifluoride	lq	-636.7			
Benzoyl bromide	lq	-107.3			
Benzoyl chloride	lq	-158.0			
Benzoylformic acid	c	-482.4			
<i>N</i> -Benzoylglycine	c	-609.8	-369.57	239.3	

TABLE 6.1 Enthalpies and Gibbs Energies of Formation, Entropies, and Heat Capacities of Organic Compounds (*Continued*)

Substance	Physical State	$\Delta_f H^\circ$ kJ·mol ⁻¹	$\Delta_f G^\circ$ kJ·mol ⁻¹	S° J·deg ⁻¹ ·mol ⁻¹	C_p° J·deg ⁻¹ ·mol ⁻¹
Benzoyl iodide	lq	-53.5			
3,4-Benzphenanthrene	c	184.9			
Benzylamine	lq	34.2			
Benzyl alcohol	lq	-160.7	-27.5	216.7	218.0
Benzyl bromide	lq	16.0			
Benzyl chloride	lq	-32.6			182.4
<i>N</i> -Benzylidiphenylamine	c	184.7			
Benzyl ethyl sulfide	lq	-4.9			
Benzyl iodide	lq	57.3			
Benzyl methyl ketone	lq	-151.9			
Benzyl methyl sulfide	lq	26.2			
Bicyclo[1.1.0]butane	g	217.1			
Bicyclo[2.2.1]hepta-2,5-dione	lq	213.0			
Bicyclo[2.2.1]heptane	c	-95.1			
Bicyclo[4.1.0]heptane	lq	-36.7			
Bicyclo[2.2.1]heptene	lq	90.0	203.9		130.0
Bicyclo[3.1.0]hexane	g	38.6			
Bicyclohexyl	lq	-273.7			
Bicyclo[2.2.2]octane	c	-146.9			
Bicyclo[4.2.0]octane	g	-26.2			
Bicyclo[5.1.0]octane	g	-16.6			
Bicyclo[2.2.2]oct-2-ene	g	-23.3			
Bicyclopropyl	g	129.3			
Biphenyl	c	99.4	254.2	209.4	198.4
2-Biphenylcarboxylic acid	c	-349.0			
(1,1'-Biphenyl)-4,4'-diamine	c	70.7			
Biphenylene	c	334.0			
Bis(2-chloroethyl) ether	lq				220.9
Bis(dimethylthiocarbonyl) disulfide	c	41.6			
Bis(2-hydroxyethyl) ether	lq	-1621.0		441.0	135.1
	g	-571.1			
	g	-181.0			
Bromoacetone	g			253.7	55.7
Bromoacetylene	g			219.2	154.3
Bromobenzene	lq	60.9	126.0		
4-Bromobenzoic acid	c	-378.3			
1-Bromobutane	lq	-143.8	-12.9	369.8	109.3
2-Bromobutane	lq	-154.8	-19.25		
	g	-120.3	-25.8	370.3	110.8
Bromochlorodifluoromethane	g	-471.5	-448.4	318.5	74.6
1-Bromo-2-chloroethane	lq				130.1 ²⁷
Bromochlorofluoromethane	g	-295.0	-278.6	304.3	63.2
Bromochloromethane	lq				52.7
	g	-50.2	-39.3	287.6	
1-Bromo-2-chloro-1,1,2-trifluoroethane	g	-644.8			
2-Bromo-2-chloro-1,1,1-trifluoroethane	g	-690.4			
1-Bromodecane	lq	-344.7			

TABLE 6.1 Enthalpies and Gibbs Energies of Formation, Entropies, and Heat Capacities of Organic Compounds (*Continued*)

Substance	Physical State	$\Delta_f H^\circ$ kJ·mol ⁻¹	$\Delta_f G^\circ$ kJ·mol ⁻¹	S° J·deg ⁻¹ ·mol ⁻¹	C_p° J·deg ⁻¹ ·mol ⁻¹
Bromodichlorofluoromethane	g	-269.5	-246.8	330.6	80.0
Bromodichloromethane	g	-58.6	-42.5	316.4	67.4
Bromodifluoromethane	g	-424.9	-447.3	295.1	58.7
Bromoethane	lq	-90.5	-25.8	198.7	100.8
	g	-61.9	-23.9	286.7	64.5
Bromoethylene (vinyl bromide)	lq				107.7 ¹⁵
	g	79.2	81.7	275.8	55.4
Bromofluoromethane	g	-252.7	-241.5	276.3	49.2
1-Bromoheptane	lq	-218.4			
1-Bromohexane	lq	-194.2		453.0	203.5
Bromoiodomethane	g	50.2	39.2	307.5	
Bromomethane	lq				78.77
	g	-35.4	-26.3	246.4	42.5
2-Bromo-2-methylpropane	lq	-163.8			151.0
	g	-132.4	-28.2	332.0	116.5
1-Bromooctane	lq	-245.1			
Bromopentafluoroethane	g	-1064.4			
1-Bromopentane	lq	-170.2			132.2
	g	-129.0	-5.7	408.8	
1-Bromopropane	lq	-121.8			86.4
	g	-87.0	-22.5	330.9	
2-Bromopropane	lq	-130.5			132.2
	g	-99.4	-27.2	316.2	89.4
<i>cis</i> -1-Bromopropene	g	40.8			
3-Bromopropene	g	45.2			
<i>N</i> -Bromosuccinimide	c	-335.9			
α -Bromotoluene	lq	23.4			
Bromotrchloromethane	g	-41.1	-12.4	332.8	85.3
Bromotrifluoroethane	g	-694.5			
Bromotrifluoromethane	g	-648.3	-622.6	297.8(5)	69.3
Bromotrimethylsilane	lq	-325.9			
Bromotrinitromethane	g	80.3			
Brucine	c	-496.2			
1,2-Butadiene	g	162.3	199.5	293.0	80.1
1,3-Butadiene	lq	88.5		199.0	123.6
	g	110.0	150.7	278.7	79.5
1,3-Butadiyne	g	472.8	444.0	250.0	73.6
Butanal	lq	-239.2			163.7
	g	-204.9	-114.8	243.7	103.4
Butanamide	lq	-346.9			
Butane	lq				104.5 ^{-0.5}
	g	-125.6	-17.2	310.1	97.5
1,2-Butanediamine	lq	-120.2			
(\pm)-1,2-Butanediol	lq	-523.6			
1,3-Butanediol	lq	-501.0			227.2 ³⁰
1,4-Butanediol	lq	-503.3		223.4	200.1
2,3-Butanediol	lq	-541.5			213.0
Butanedinitrile	c	139.7			
	lq				160.5 ⁶²
2,3-Butanedione	lq	-365.8			
1,4-Butanedithiol	lq	-105.7			

TABLE 6.1 Enthalpies and Gibbs Energies of Formation, Entropies, and Heat Capacities of Organic Compounds (*Continued*)

Substance	Physical State	$\Delta_f H^\circ$ kJ·mol ⁻¹	$\Delta_f G^\circ$ kJ·mol ⁻¹	S° J·deg ⁻¹ ·mol ⁻¹	C_p° J·deg ⁻¹ ·mol ⁻¹
Butanenitrile	lq	-5.8			159 ⁶⁷
	g	33.6	108.7	325.4	97.0
1-Butanethiol	lq	-124.7	4.1	276.0	171.2
2-Butanethiol	lq	-131.0	-0.17	271.4	
Butanoic acid	lq	-533.8	-377.7	222.2	178.6
Butanoic anhydride	lq				283.7
1-Butanol	lq	-327.3	-162.5	225.8	177.0
	g	-275.0	-150.8	362.8	122.6
(±)-2-Butanol	lq	-342.6	-177.0	214.9	196.9
	g	-292.9	-167.6	359.5	113.3
2-Butanone	lq	-273.3	-151.4	239.1	158.9
	g	-238.5		339.9	101.7
Butanophenone	lq	-188.9			
<i>trans</i> -2-Butenal	lq	-138.7			95.4
<i>cis</i> -Butenedinitrile	c	268.2			
1-Butene	lq	-20.8		227.0	118.0
	g	0.1	71.3	305.6	85.7
<i>cis</i> -2-Butene	lq	-29.8		219.9	127.0
	g	-7.1	65.9	300.8	78.9
<i>trans</i> -2-Butene	g	-11.4	63.0	296.5	87.8
	lq	95.1			
<i>trans</i> -2-Butenenitrile	lq	95.1			
3-Butenenitrile	g	159.7	193.4	298.4	82.1
<i>cis</i> -2-Butenoic acid	lq	-347.0			
<i>trans</i> -2-Butenoic acid	c	-430.5			
<i>cis</i> -2-Butenedioic acid	c	-788.7			
<i>trans</i> -2-Butenedioic acid	c	-811.1			
1-Buten-3-yne	g	304.6	306.0	279.4	73.2
2-Butoxyethanol	lq				281.0
<i>N</i> -Butylacetamide	lq	-380.8			
Butyl acetate	lq	-529.2			227.8
Butylamine	lq	-127.7			179.2
	g	-92.0	49.2	363.3	118.6
<i>sec</i> -Butylamine	lq	-137.5			
	g	-104.6	40.7	351.3	117.2
<i>tert</i> -Butylamine	g	-150.6			192.1
	g	-121.0	28.9	337.9	120.0
	lq	63.2			243.4
Butylbenzene	g	-13.1	144.7	439.5	416.3
	lq	-66.4			
<i>tert</i> -Butylbenzene	lq	-70.7			238.0
<i>sec</i> -Butyl butanoate	lq	-492.6			
Butyl chloroacetate	lq	-538.4			
Butyl 2-chlorobutanoate	lq	-655.2			
Butyl 3-chlorobutanoate	lq	-610.9			
Butyl 4-chlorobutanoate	lq	-618.0			
Butyl 2-chloropropanoate	lq	-572.0			
Butyl 3-chloropropanoate	lq	-558.2			
Butyl crotonate	lq	-467.8			
Butylcyclohexane	lq	-263.1		345.0	271.0
	g	-213.4	56.4	458.5	207.1

TABLE 6.1 Enthalpies and Gibbs Energies of Formation, Entropies, and Heat Capacities of Organic Compounds (*Continued*)

Substance	Physical State	$\Delta_f H^\circ$ kJ·mol ⁻¹	$\Delta_f G^\circ$ kJ·mol ⁻¹	S° J·deg ⁻¹ ·mol ⁻¹	C_p° J·deg ⁻¹ ·mol ⁻¹
Butylcyclopentane	g	-168.3	61.4	456.2	177.5
Butyl dichloroacetate	lq	-550.2			
Butyl ethyl ether	lq				159.0
Butyl ethyl sulfide (3-thiaheptane)	g	-125.2	32.0	453.0	162.0
<i>tert</i> -Butyl ethyl sulfide	lq	-187.3			
Butyl formate	lq				200.2
<i>tert</i> -Butyl hydroperoxide	lq	-293.6			
Butyllithium	lq	-132.2			
Butyl methyl ether	lq	-290.6		295.3	192.7
<i>tert</i> -Butyl methyl ether	lq	-313.6		265.3	187.5
Butyl methyl sulfide (2-thiahexane)	lq	-142.8	17.1	307.5	200.9
<i>tert</i> -Butyl methyl sulfide	lq	-156.9		276.1	199.9
Butyl methyl sulfone	lq	-535.8			
<i>tert</i> -Butyl methyl sulfone	c	-556.0			
<i>cis</i> -Butyl 9-octadecanoate	lq	-816.9			
<i>tert</i> -Butyl peroxide	lq	-380.9			
Butyl trichloroacetate	lq	-545.8			
Butylurea	c	-419.5			
Butyl vinyl ether	lq	-218.8			232.0
1-Butyne	g	165.2	202.1	290.8	81.4
2-Butyne	g	145.7	185.4	283.3	78.0
2-Butynedinitrile	g	529.2			
2-Butynedioic acid	c	-577.4			
3-Butynoic acid	c	-241.8			
γ -Butyrolactone	lq	-420.9			141.4
(+)-Camphor	c	-319.4			271.2
ϵ -Caprolactam	c	-329.4			
9 <i>H</i> -Carbazole	c	101.7			
Carbonyl bromide	g	-96.2	-110.9	309.1	61.8
Carbonyl chloride	g	-219.1	-204.9	283.5	57.7
Carbonyl chloride fluoride	g			276.7	52.4
Carbonyl fluoride	g	-639.8			46.8
Chloroacetamide	c	-338.5			
Chloroacetic acid	c	-510.5			
Chloroacetyl chloride	lq	-283.7			
Chloroacetylene	g			242.0	54.3
2-Chlorobenzaldehyde	lq	-118.4			
3-Chlorobenzaldehyde	lq	-126.0			
4-Chlorobenzaldehyde	c	-146.4			
Chlorobenzene	lq	11.0	89.2	209.2	150.2
2-Chlorobenzoic acid	c	-404.5			
3-Chlorobenzoic acid	c	-423.3			
4-Chlorobenzoic acid	c	-428.9			163.2
Chloro-1,4-benzoquinone	c	-220.6			
1-Chlorobutane	lq	-188.1			175.0
	g	-154.6	-38.8	358.1	107.6
(\pm)-2-Chlorobutane	lq	-192.8			
	g	-161.2	-53.5	359.6	108.5
2-Chlorobutanoic acid	lq	-575.5			

TABLE 6.1 Enthalpies and Gibbs Energies of Formation, Entropies, and Heat Capacities of Organic Compounds (*Continued*)

Substance	Physical State	$\Delta_f H^\circ$ kJ·mol ⁻¹	$\Delta_f G^\circ$ kJ·mol ⁻¹	S° J·deg ⁻¹ ·mol ⁻¹	C_p° J·deg ⁻¹ ·mol ⁻¹
3-Chlorobutanoic acid	lq	-556.3			
4-Chlorobutanoic acid	lq	-566.3			
Chlorocyclohexane	lq	-207.2			
1-Chloro-1,1-difluoroethane	lq				130.5 ²¹
	g			307.2	82.5
1-Chloro-2,2-difluoroethylene	g	-315.5	-289.1	303.0	72.1
2-Chloro-1,1-difluoroethylene	g	-331.4	-305.0	302.4	
Chlorodifluoromethane	lq				93.0 ⁻⁴¹
	g	-482.6	-450.0	281.0	55.9
2-Chloro-1,4-dihydroxybenzene	c	-382.81			
Chlorodimethylsilane	lq	-79.8			
1-Chloro-2,3-epoxypropane	lq	-148.5			125.1
1-Chloroethane	lq	-136.8	-59.3	190.8	104.3
	g	-112.1	-60.5	275.8	62.6
2-Chloroethanol	lq	-295.4			
1-Chloro-2-ethylbenzene	lq	-54.1			
1-Chloro-4-ethylbenzene	lq	-51.7			
Chloroethylene (vinyl chloride)	lq				89.4
	g	37.3	53.6	263.9	53.7
2-Chloroethyl ethyl ether	g	-301.3			
2-Chloroethyl vinyl ether	g	-170.1			
Chloroethyne	g	213.0	197.0	241.9	54.3
1-Chloro-1-fluoroethane	g	-313.4			
2-Chlorohexane	lq	-246.1			
Chlorofluoromethane	g	-290.8	-265.5	264.3	47.0
Chlorohydroquinone	c	-382.8			
Chloroiodomethane	g	12.6	15.4	296.1	
Chloromethane	lq				75.6 ⁻²⁴
	g	-81.9	-58.5	234.6	40.8
1-Chloro-3-methylbutane	lq	-216.0			175.1
	g	-179.7			
2-Chloro-2-methylbutane	g	-202.2			
2-Chloro-3-methylbutane	g	-185.1			
1-Chloro-2-methylpropane	lq	-191.1			158.6
	g	-159.4	-49.7	355.0	108.5
2-Chloro-2-methylpropane	lq	-211.2			172.8
	g	-182.2	-64.1	322.2	114.2
1-Chloronaphthalene	lq	54.6			212.6
2-Chloronaphthalene	c	55.2			
1-Chlorooctane	lq	-291.3			198.5
Chloropentafluoroacetone	g	-1121.0			
Chloropentafluoroethane	lq				184.2
	g	-1188.8			
1-Chloropentane	lq	-213.2			
	g	-175.0	-37.4	397.0	130.5
3-Chlorophenol	c	-206.4			
4-Chlorophenol	c	-197.9			
1-Chloropropane	lq	-160.6			132.2
	g	-131.9	-50.7	319.1	84.6
2-Chloropropane	lq	-172.1			
	g	-144.9	-62.5	304.2	87.3

TABLE 6.1 Enthalpies and Gibbs Energies of Formation, Entropies, and Heat Capacities of Organic Compounds (*Continued*)

Substance	Physical State	$\Delta_f H^\circ$ kJ·mol ⁻¹	$\Delta_f G^\circ$ kJ·mol ⁻¹	S° J·deg ⁻¹ ·mol ⁻¹	C_p° J·deg ⁻¹ ·mol ⁻¹
2-Chloro-1,3-propanediol	lq	-517.5			
3-Chloro-1,2-propanediol	lq	-525.3			
2-Chloropropanoic acid	lq	-522.5			131.6
3-Chloropropanoic acid	c	-549.3			
2-Chloro-1-propene	g	-21.0			
3-Chloro-1-propene (allyl chloride)	lq				125.1
	g	-0.63	43.6	306.7	75.4
<i>N</i> -Chlorosuccinimide	c	-358.1			
α -Chlorotoluene	lq	-32.6			
<i>o</i> -Chlorotoluene	lq				166.8
2-Chloro-1,1,1-trifluoroethane	g			326.4	154.6
Chlorotrifluoroethylene	g	-505.5	-523.8	322.1	83.9
Chlorotrifluoromethane	g	-707.8	-667.4	285.4	66.9
Chlorotrimethylsilane	lq	-384.1			
Chlorotrinitromethane	lq	-27.1			
	g	18.4			
Chrysene	c	145.3			
(-)-Cinchonidine	c	29.7			
Cinchonine	c	31.0			
<i>cis</i> -Cinnamic acid	c	-315.0			
<i>trans</i> -Cinnamic acid	c	-338.5			
Cinnamic anhydride	c	-347.7			
Citric acid	c	-1543.9	-1236.4	166.2	
Codeine monohydrate	c	-632.6			
Creatine	c	-537.2			
<i>o</i> -Cresol	c	-204.6		165.4	154.6
	lq				233.6 ⁴⁰
	g	-128.6	37.1	357.6	130.3
<i>m</i> -Cresol	lq	-194.0		212.6	224.9
	g	-132.3	-40.5	356.8	122.5
<i>p</i> -Cresol	c	-199.3		167.3	150.2
	lq				221.0 ⁴⁰
	g	-125.4	-30.9	347.6	124.5
Cuban	c	541.3			
Cyanamide	c	58.8			
Cyanide (CN)	g	437.6	407.5	202.6	29.2
Cyanogen	g	306.7	297.2	241.9	56.9
Cyanogen bromide	g	140.5	165.3	248.3	46.9
Cyanogen chloride	g	138.0	131.0	236.2	45.0
Cyanogen fluoride	g	-639.8		224.7	41.8
Cyanogen iodide	c	166.2	185.0	96.2	
	g	205.5	196.6	256.8	48.3
Cyclobutane	g	27.7	110.0	265.4	72.2
Cyclobutanecarbonitrile	lq	103.0			
Cyclobutene	g	156.7	174.7	263.5	67.1
Cyclobutylamine	g	41.2			
Cyclododecane	c	-306.6			
1,3-Cycloheptadiene	g	94.3			
Cycloheptane	lq	-156.6	54.1	242.6	123.1

TABLE 6.1 Enthalpies and Gibbs Energies of Formation, Entropies, and Heat Capacities of Organic Compounds (*Continued*)

Substance	Physical State	$\Delta_f H^\circ$ kJ·mol ⁻¹	$\Delta_f G^\circ$ kJ·mol ⁻¹	S° J·deg ⁻¹ ·mol ⁻¹	C_p° J·deg ⁻¹ ·mol ⁻¹
Cycloheptanone	lq	-299.4			
1,3,5-Cycloheptatriene	lq	142.2	243.1	214.6	162.8
Cycloheptene	g	-9.2			
Cyclohexane	lq	-156.4	26.7	204.4	154.9
	g	-123.4	31.8	298.3	106.3
<i>cis</i> -Cyclohexane-1,2-dicarboxylic acid	c	-961.1			
<i>trans</i> -Cyclohexane-1,2-dicarboxylic acid	c	-970.7			
Cyclohexanethiol	lq	-140.7		255.6	192.6
	g	-96.1			
Cyclohexanol	lq	-348.1	-133.3	199.6	208.2
Cyclohexanone	lq	-271.2		255.6	182.2
	g	-226.1	-90.8	322.2	109.7
Cyclohexene	lq	-38.5	101.6	214.6	148.3
1-Cyclohexenylmethanol	lq	-382.4			
Cyclohexylamine	lq	-147.7			
Cyclohexylbenzene	lq	-76.6			261.3
Cyclohexylcyclohexane	lq	-329.3			
Cyclooctane	lq	-167.7			
Cyclooctanone	lq	-326.0			
1,3,5,7-Cyclooctatetraene	lq	254.5	358.6	220.3	184.0
Cyclooctene	lq	-74.0			
1,3-Cyclopentadiene	g	134.3	179.3	267.8	
Cyclopentane	lq	-105.1	36.4	204.3	128.9
	g	-76.4	38.6	292.9	83.0
<i>cis</i> -1,2-Cyclopentanediol	c	-484.9			
<i>trans</i> -1,2-Cyclopentanediol	c	-489.9			
Cyclopentanethiol	lq	-89.5	46.8	256.9	165.2
Cyclopentanol	lq	-300.1	-127.8	206.3	184.1
Cyclopentanone	lq	-235.7			154.5
Cyclopentene	lq	4.4	108.5	201.3	122.4
	g	34.0	110.8	291.8	75.1
1-Cyclopentenylmethanol	lq	34.3			
Cyclopentylamine	lq	-95.1		241.0	181.2
Cyclopropane	g	53.3	104.4	237.4	55.6
Cyclopropanecarbonitrile	g	182.8			
Cyclopropene	g	277.1	286.3	223.3	
Cyclopropylamine	lq	45.8		187.7	147.1
	g	77.0			
Cyclopropylbenzene	lq	100.3			
(-)-Cysteine	c	-534.1			
(-)-Cystine	c	-1032.7			
Cytosine	c	-221.3		132.6	
Decafluorobutane	lq				127.2 ²⁰
<i>cis</i> -Decahydronaphthalene	lq	-219.4	68.9	265.0	232.0
<i>trans</i> -Decahydronaphthalene	lq	-230.6	57.7	265.0	228.5
Decanal	g	-330.9	-66.5	578.6	239.7
Decane	lq	-300.9	17.5	425.5	314.4
Decanedioic acid	c	-1082.8			
1,10-Decanediol	c	-693.5			

TABLE 6.1 Enthalpies and Gibbs Energies of Formation, Entropies, and Heat Capacities of Organic Compounds (*Continued*)

Substance	Physical State	$\Delta_f H^\circ$ kJ·mol ⁻¹	$\Delta_f G^\circ$ kJ·mol ⁻¹	S° J·deg ⁻¹ ·mol ⁻¹	C_p° J·deg ⁻¹ ·mol ⁻¹
1-Decanenitrile	lq	-158.4			
1-Decanethiol	lq	-276.5		476.1	350.4
	g	-211.5	61.4	610.1	255.6
Decanoic acid	c	-713.7			
1-Decanol	lq	-478.1	-132.2	430.5	370.6
1-Decene	lq	-173.8	105.0	425.0	300.8
1-Decyne	g	41.2	252.2	524.5	219.7
Deoxybenzoin	c	-71.0			
Diacetamide	c	-489.0			
Diacetyl peroxide	lq	-535.3			
1,2-Diallyl phthalate	lq	-550.6			
2,2'-Diaminodiethylamine	lq				254 ⁴⁰
2,6-Diaminopyridine	c	-6.5			
Diazomethane	g	192.5	217.8	242.8	52.5
Dibenz[<i>de,kl</i>]anthracene	c	182.8			
1,2-Dibenzoyl ethane	c	-255.6			
<i>trans</i> -1,2-Dibenzoyl ethylene	c	-114.7	109.8	319.2	
Dibenzoylmethane	c	-223.5			
Dibenzoyl peroxide	c	-369.6			
Dibenzyl	c	44.1	260.0	269.4	255.2
Dibenzyl sulfide	c	99.0			
Dibenzyl sulfone	c	-282.6			
1,2-Dibromobutane	g	-91.5	-13.1	408.8	127.1
1,3-Dibromobutane	lq	-148.0			
1,4-Dibromobutane	g	-87.8			
2,3-Dibromobutane	g	-102.0			
Dibromochlorofluoromethane	g	-231.8	-223.4	342.8	82.4
Dibromochloromethane	g	-20.9	-18.8	327.7	69.2
1,2-Dibromo-1-chloro-1,2,2-trifluoroethane	lq	-691.7			
	g	-656.6			
1,2-Dibromocycloheptane	lq	-157.6			
1,2-Dibromocyclohexane	lq	-162.8			
1,2-Dibromocyclooctane	lq	-173.3			
Dibromodifluoroethane	g	-36.9		327.7	80.8
Dibromodichloromethane	g	-29.3	-19.5	347.8	87.1
Dibromodifluoromethane	g	-429.7	-419.1	325.3	77.0
1,1-Dibromoethane	lq	-66.2			
1,2-Dibromoethane	lq	-79.2	-20.9	223.3	136.0
	g	-37.5			
<i>cis</i> -1,2-Dibromoethylene	g			313.3	68.8
<i>trans</i> -1,2-Dibromoethylene	g			313.5	70.3
Dibromofluoromethane	g	-223.4	-221.1	316.8	65.1
Dibromomethane	lq				105.3
	g	-14.8	-16.2	293.2	54.7
1,3-Dibromo-2-methylpropane	g	-137.6			
1,3-Dibromotetrafluoroethane	lq	-817.7			
	g	-789.1			
1,2-Dibromopropane	lq				160.0
	g	-71.5	-17.7	376.1	102.8
1,2-Dibromotetrafluoroethane	lq				180.3

TABLE 6.1 Enthalpies and Gibbs Energies of Formation, Entropies, and Heat Capacities of Organic Compounds (*Continued*)

Substance	Physical State	$\Delta_f H^\circ$ kJ·mol ⁻¹	$\Delta_f G^\circ$ kJ·mol ⁻¹	S° J·deg ⁻¹ ·mol ⁻¹	C_p° J·deg ⁻¹ ·mol ⁻¹
Dibutoxymethane	lq	-549.4			
Dibutylamine	lq	-206.0			292.9
Dibutyl disulfide	g	-160.6	53.9	572.8	231.1
Di- <i>tert</i> -butyl disulfide	lq	-255.2			
Dibutyl ether	lq	-377.9			278.2
	g	-332.8	-88.5	500.4	204.0
Di- <i>sec</i> -butyl ether	lq	-401.5			
	g	-360.9			
Di- <i>tert</i> -butyl ether	lq	-399.6			276.1
	g	-362.0			
Dibutylmercury	lq	-97.9			
Dibutyl peroxide	lq	-380.7			
Dibutyl 1,2-phthalate	c	-842.6			498.0
Dibutyl sulfate	lq	-904.6			
Dibutyl sulfide	lq	-220.7	32.2	405.1	284.3
Di- <i>tert</i> -butyl sulfide	lq	-232.4			
Dibutyl sulfite	lq	-693.1			
Dibutyl sulfone	c	-610.2			
Dichloroacetic acid	lq	-496.3			
ionized	aq	-507.1			
Dichloroacetyl chloride	lq	-280.4			
1,2-Dichlorobenzene	lq	-17.5			162.4
	g	30.2	82.7	341.5	113.5
1,3-Dichlorobenzene	lq	-20.7			171
	g	25.7	78.6	343.5	113.8
1,4-Dichlorobenzene	c	-42.3			
	lq			175.4	147.8
	g	22.5	77.2	336.7	113.9
Dichlorodifluoromethane	lq				117.2
	g	-477.4	-439.4	300.8	72.3
1,3-Dichlorobutane	g	-195.0			
1,4-Dichlorobutane	g	-183.4			
Dichlorodimethylsilane	g	-461.1		335.4	101.1
Dichlorodiphenylsilane	lq	-278.2			
1,1-Dichloroethane	lq	-158.4			126.3
	g	-127.7	-73.8	305.1	76.2
1,2-Dichloroethane	lq	-167.4			128.4
	g	-126.4	-73.9	308.4	78.7
1,1-Dichloroethylene	lq	-23.9			111.3
	g	2.8	25.4	289.1	67.0
<i>cis</i> -1,2-Dichloroethylene	g	4.6	24.4	289.5	65.1
<i>trans</i> -1,2-Dichloroethylene	lq	-23.1			116.8
	g	5.0	28.6	289.9	66.7
Dichlorofluoromethane	g	-283.0	-253.0	293.1	61.0
1,1-Dichloro-1-fluoroethane	g			320.2	88.7
1,1-Dichlorofluoroethylene	g			313.9	76.5
1,1-Dichlorofluoromethane	lq				112.6
Dichloromethane	lq	-124.2		177.8	101.2
	g	-95.4	-68.9	270.3	51.0
Dichloropentadienyliron	c	141.0			
1,2-Dichloropropane	lq	-198.8			

TABLE 6.1 Enthalpies and Gibbs Energies of Formation, Entropies, and Heat Capacities of Organic Compounds (*Continued*)

Substance	Physical State	$\Delta_f H^\circ$ kJ·mol ⁻¹	$\Delta_f G^\circ$ kJ·mol ⁻¹	S° J·deg ⁻¹ ·mol ⁻¹	C_p° J·deg ⁻¹ ·mol ⁻¹
	g	-162.8	-83.1	354.8	98.2
1,3-Dichloropropane	g	-159.2	-82.6	367.2	99.6
2,2-Dichloropropane	g	-173.2	-84.6	326.0	105.9
1,3-Dichloro-2-propanol	lq	-385.4			
2,3-Dichloro-1-propanol	lq	-381.3			
2,3-Dichloropropene	lq	-73.3			
1,2-Dichlorotetrafluoromethane	lq				164.2
	g	-916.3			
2,2-Dichlorotetrafluoroethane	lq	-960.2			111.7
2,2-Dichloro-1,1,1-trifluoroethane	g			352.8	102.5
Dicyanoacetylene	lq	500.4			
Dicyanobenzene	c	275.4			
1,4-Dicyanobutane	lq	85.1			128.7
1,4-Dicyano-2-butyne	c	366.5			
Dicyanodiamide	c	22.6	179.5	129.3	118.8
Dicyclopentadiene	c	116.7			
Diethanolamine	c	-493.8			
	lq				233.5 ³⁰
1,1-Diethoxyethane	lq	-491.4			238.0
1,2-Diethoxyethane	lq	-451.4			259.4
Diethoxymethane	lq	-450.4			
1,3-Diethoxypropane	lq	-482.1			
2,2-Diethoxypropane	lq	-538.5			
Diethylamine	lq	-103.7			169.2
	g	-72.2	72.1	352.2	115.7
Diethylamine hydrochloride	c	-358.6			
Diethylbarbituric acid (veronal)	c	-747.7			
1,2-Diethylbenzene	g	-19.0	141.1	434.3	182.6
1,3-Diethylbenzene	g	-21.8	136.7	439.3	176.9
1,4-Diethylbenzene	g	-22.3	137.9	434.0	176.2
Diethyl carbonate	lq	-681.5			212.4
cis-1,2-Diethylcyclopropane	lq	-79.9			
trans-1,2-Diethylcyclopropane	lq	83.3			
Diethyl disulfide	lq	-120.0	9.5	269.3	171.4
	g	-79.4	22.3	414.5	141.3
Diethylenediamine	c	-13.4	240.2	85.8	
Diethylene glycol	lq	-628.5			244.8
	g	-571.1		441.0	135.1
Diethylene glycol dibutyl ether	lq				452 ²⁰
Diethylene glycol diethyl ether	lq				341.4 ¹⁵
Diethylene glycol dimethyl ether	lq				274.1
Diethylene glycol monoethyl ether	lq				301.0
Diethylene glycol monomethyl ether	lq				271.1
Diethyl ether	lq	-279.5	-116.7	172.4	172.6
	g	-252.1	-122.3	342.7	119.5

TABLE 6.1 Enthalpies and Gibbs Energies of Formation, Entropies, and Heat Capacities of Organic Compounds (*Continued*)

Substance	Physical State	$\Delta_f H^\circ$ kJ·mol ⁻¹	$\Delta_f G^\circ$ kJ·mol ⁻¹	S° J·deg ⁻¹ ·mol ⁻¹	C_p° J·deg ⁻¹ ·mol ⁻¹
Di-2-ethylhexyl phthalate	lq				704.7
Diethyl malonate	lq	-805.5			260.7
Diethylmercury	lq	30.1			182.8
Diethyl oxalate	lq	-805.5			
3,3-Diethylpentane	lq	-275.4			278.2
Diethyl peroxide	lq	-223.3			
Diethyl 1,2-phthalate	lq	-776.6		425.1	366.1
Diethyl selenide	lq	-96.2			
Diethyl sulfate	lq	-813.2			
Diethyl sulfide	lq	-119.4		269.3	171.4
	g	-83.6	17.8	368.0	117.0
Diethyl sulfite	lq	-600.7			
Diethyl sulfone	c	-515.5			
Diethyl sulfoxide	lq	-268.0			
<i>N,N</i> -Diethylurea	c	-372.2			
Diethylzinc	lq	16.7			
1,2-Difluorobenzene	lq	-330.0		222.6	159.0
	g	-293.8	-242.0	321.9	106.5
1,3-Difluorobenzene	lq	-343.9		223.8	159.1
	g	-309.2	-257.0	320.4	106.3
1,4-Difluorobenzene	lq	-342.3			157.5
	g	-306.7	-252.8	315.6	106.9
2,2'-Difluorobiphenyl	c	-295.9			
4,4'-Difluorobiphenyl	c	-296.5			
1,1-Difluoroethane	lq				118.4
	g	-497.0	-443.0	282.4	67.8
1,1-Difluoroethylene	g	-335.0	-321.5	266.2	60.1
Difluoromethane	g	-452.2	-425.4	246.6	42.9
9,10-Dihydroanthracene	c	66.4			
1,2-Dihydronaphthalene	lq	71.5			
1,4-Dihydronaphthalene	lq	84.2			
Dihydro-2 <i>H</i> -pyran	lq	-157.4			
5,12-Dihydrotetracene	c	106.4			
2,3-Dihydrothiophene	lq	52.9			
	g	90.7	133.5	303.5	79.8
2,5-Dihydrothiophene	g	86.9	131.6	297.1	83.3
2,5-Dihydrothiophene-1,1-dioxide	c	318.9			
2',4-Dihydroxyacetophenone	c	-573.6			
1,2-Dihydroxybenzene (pyrocatechol)	c	-354.1	-210.0	150.2	132.2
1,3-Dihydroxybenzene	c	-368.0	-209.2	147.7	131.0
1,4-Dihydroxybenzene (<i>p</i> -hydroquinone)	c	-364.5	-207.0	140.2	136.0
Dihydroxymalonic acid	c	-1216.3			
2,4-Dihydroxy-5-methylpyrimidine	c	-468.2			
2,4-Dihydroxy-6-methylpyrimidine	c	-456.9			
Diiodoacetylene	g			313.1	70.3
1,2-Diiodobenzene	c	172.4			

TABLE 6.1 Enthalpies and Gibbs Energies of Formation, Entropies, and Heat Capacities of Organic Compounds (*Continued*)

Substance	Physical State	$\Delta_f H^\circ$ kJ·mol ⁻¹	$\Delta_f G^\circ$ kJ·mol ⁻¹	S° J·deg ⁻¹ ·mol ⁻¹	C_p° J·deg ⁻¹ ·mol ⁻¹
1,3-Diiodobenzene	c	187.0			
1,4-Diiodobenzene	lq	-30.0			
	c	160.7			
1,2-Diiodoethane	g	75.0	78.5	348.5	82.3
Diiodomethane	lq	66.9	90.4	174.1	134.0
	g	119.5	95.8	309.7	57.7
1,2-Diiodopropane	g	35.6			
1,3-Diiodopropane	lq	-9.0			
Diisobutylamine	lq	-218.5			
Diisopentyl ether	lq				379 ¹⁰⁰
Diisopropylamine	lq	-178.5			
Diisopropyl ether	lq	-351.5			216.8
	g	-319.2	-121.9	390.2	158.3
Diisopropylmercury	lq	-13.0			
Diisopropyl sulfide	lq	-181.6		313.0	232.0
	g	-142.1	27.1	415.5	169.2
Diketene	lq	-233.1			
1,2-Dimethoxybenzene	lq	-290.4			
1,1-Dimethoxybutane	lq	-468.1			
2,2-Dimethoxybutane	lq	-485.1			
1,1-Dimethoxyethane	lq	-420.2			
1,2-Dimethoxyethane	lq	-376.7			193.3
Dimethoxymethane	lq	-377.8		244.0	161.3
1,1-Dimethoxypentane	lq	-494.6			
2,2-Dimethoxypentane	lq	-509.2			
1,1-Dimethoxypropane	lq	-443.3			
2,2-Dimethoxypropane	lq	-459.0			
1,1-Dimethoxy-2-methyl- propane	lq	-476.2			
<i>N,N</i> -Dimethylacetamide	lq	-278.3			175.6
Dimethylamine	lq	-43.9	70.0	182.3	137.7
	g	-18.5	68.5	273.0	70.7
4-(Dimethylamino)benz- aldehyde	c	-137.6			
Dimethylaminomethanol	lq	-253.6			
<i>N,N</i> -Dimethylaminotri- methylsilane	lq	-279.5			
<i>N,N</i> -Dimethylaniline	lq	47.7			214.6 ²⁹
2,6-Dimethylaniline	lq				238.9
2,3-Dimethylbenzoic acid	c	-450.4			
2,4-Dimethylbenzoic acid	c	-458.5			
2,5-Dimethylbenzoic acid	c	-456.1			
2,6-Dimethylbenzoic acid	c	-440.7			
3,4-Dimethylbenzoic acid	c	-468.8			
3,5-Dimethylbenzoic acid	c	-466.4			
3,3'-Dimethylbiphenyl	lq	20.0			
2,2-Dimethylbutane	lq	-213.8		272.5	191.9
	g	-186.1	-9.2	358.2	141.9
2,3-Dimethylbutane	lq	-207.4		287.8	189.7
	g	-178.3	-4.1	365.8	140.5
3,3-Dimethyl-2-butanone	lq	-328.6			

TABLE 6.1 Enthalpies and Gibbs Energies of Formation, Entropies, and Heat Capacities of Organic Compounds (*Continued*)

Substance	Physical State	$\Delta_f H^\circ$ kJ·mol ⁻¹	$\Delta_f G^\circ$ kJ·mol ⁻¹	S° J·deg ⁻¹ ·mol ⁻¹	C_p° J·deg ⁻¹ ·mol ⁻¹
2,3-Dimethyl-1-butene		-62.6	79.0	365.6	143.5
2,3-Dimethyl-2-butene	lq	-101.4		270.2	174.7
	g	-68.2	76.1	364.6	123.6
3,3-Dimethyl-1-butene	g	-60.5	98.2	343.8	126.5
2,3-Dimethyl-2-butenic acid	c	-455.6			
Dimethylcadmium	lq	63.6	139.3	201.9	132.0
1,1-Dimethylcyclohexane	lq	-218.7	26.5	267.2	209.2
	g	-180.9	35.2	365.0	154.4
<i>cis</i> -1,2-Dimethylcyclohexane	lq	-211.8		274.1	210.2
	g	-172.1	41.2	374.5	165.5
<i>trans</i> -1,2-Dimethylcyclohexane	lq	-218.2		273.2	209.4
	g	-180.0	34.5	370.9	159.0
<i>cis</i> -1,3-Dimethylcyclohexane	lq	-222.9		272.6	209.4
	g	-184.6	29.8	370.5	157.3
<i>trans</i> -1,3-Dimethylcyclohexane	lq	-215.7		276.3	212.8
	g	-176.5	36.3	376.2	157.3
<i>cis</i> -1,4-Dimethylcyclohexane	lq	-215.6		271.1	212.1
	g	-176.6	38.0	370.5	157.3
<i>trans</i> -1,4-Dimethylcyclohexane	lq	-222.4		268.0	210.2
	g	-184.5	31.7	364.8	157.7
1,1-Dimethylcyclopentane	g	-138.2	39.0	359.3	133.3
<i>cis</i> -1,2-Dimethylcyclopentane	lq	-165.3		269.2	
	g	-129.5	45.7	366.1	134.14
<i>trans</i> -1,2-Dimethylcyclopentane	g	-136.6	38.4	366.8	134.5
<i>cis</i> -1,3-Dimethylcyclopentane	g	-135.9	39.2	366.8	134.5
<i>trans</i> -1,3-Dimethylcyclopentane	g	-133.6	41.5	366.8	134.5
1,1-Dimethylcyclopropane	lq	-33.3			
<i>cis</i> -1,2-Dimethylcyclopropane	lq	-26.3			
<i>trans</i> -1,2-Dimethylcyclopropane	lq	-30.7			
<i>cis</i> -2,4-Dimethyl-1,3-dioxane	lq	-465.2			
4,5-Dimethyl-1,3-dioxane	lq	-451.6			
5,5-Dimethyl-1,3-dioxane	lq	-461.3			
4,4'-Dimethyldiphenylamine	c	-11.72			
Dimethyl disulfide	lq	-62.6	7.0	235.4	146.1
Dimethyl ether	g	-184.1	-112.6	266.4	64.4
<i>N,N</i> -Dimethylformamide	lq	-239.3			150.6
Dimethyl fumarate	lq	-729.3			
Dimethylglyoxime	c	-199.7			
2,2-Dimethylheptane	lq	-288.2			
2,6-Dimethyl-4-heptanone	lq	-408.5			297.3
2,2-Dimethylhexane	lq	-261.9	3.0	331.9	
2,3-Dimethylhexane	lq	-252.6	9.1	342.7	
2,4-Dimethylhexane	lq	-257.0	3.7	345.7	
2,5-Dimethylhexane	lq	-260.4	2.5	338.7	249.2
3,3-Dimethylhexane	lq	-257.5	5.2	339.4	246.6
3,4-Dimethylhexane	lq	-251.8	8.5	347.2	
Dimethyl hexanedioate	lq	-886.6			
<i>cis</i> -2,2-Dimethyl-3-hexene	lq	-126.4			
<i>trans</i> -2,2-Dimethyl-3-hexene	lq	-144.9			
<i>cis</i> -2,5-Dimethyl-3-hexene	lq	-151.0			
<i>trans</i> -2,5-Dimethyl-3-hexene	lq	-159.2			

TABLE 6.1 Enthalpies and Gibbs Energies of Formation, Entropies, and Heat Capacities of Organic Compounds (*Continued*)

Substance	Physical State	$\Delta_f H^\circ$ kJ·mol ⁻¹	$\Delta_f G^\circ$ kJ·mol ⁻¹	S° J·deg ⁻¹ ·mol ⁻¹	C_p° J·deg ⁻¹ ·mol ⁻¹
5,5-Dimethylhydantoin	c	-533.3			
1,1-Dimethylhydrazine	lq	48.9	206.7	198.0	164.1
1,2-Dimethylhydrazine	lq	52.7	212.6	199.2	171.0
3,5-Dimethylisoxazole	lq	-63.2			
Dimethyl maleate	lq	-703.8			263.2
Dimethylmaleic anhydride	c	-581.6			
Dimethyl malonate	lq	-795.8			
Dimethylmercury	lq	59.8	140.3	209.0	
	g	94.4	146.1	306.0	83.3
6,6-Dimethyl-2-methylene- bicyclo[3.1.1]heptane	lq	-7.7			
Dimethyl oxalate	lq	-756.3			
2,2-Dimethylpentane	lq	-238.3		300.3	221.1
	g	-205.9	0.1	392.9	166.0
2,3-Dimethylpentane	lq	-233.1			218.3
	g	-198.9	0.7	414.0	166.0
2,4-Dimethylpentane	lq	-234.6		303.2	224.2
	g	-201.7	3.1	396.6	166.0
3,3-Dimethylpentane	lq	-234.2			166.0
	g	-201.2	2.6	399.7	166.0
Dimethyl pentanedioate	lq	-205.9			
2,4-Dimethyl-3-pentanone	lq	-352.9		318.0	233.7
	g	-311.5			
2,4-Dimethyl-1-pentene	g	-83.8			
4,4-Dimethyl-1-pentene	g	-81.6			
2,4-Dimethyl-2-pentene	g	-88.7			
<i>cis</i> -4,4-Dimethyl-2-pentene	g	-72.6			
<i>trans</i> -4,4-Dimethyl-2-pentene	g	-88.8			
2,7-Dimethylphenanthrene	c	36.4			
4,5-Dimethylphenanthrene	c	89.0			
9,10-Dimethylphenanthrene	c	47.7			
2,3-Dimethylphenol	c	-241.2			206.9
2,4-Dimethylphenol	lq	-228.7			
2,5-Dimethylphenol	c	-246.6			
2,6-Dimethylphenol	c	-237.4			
3,4-Dimethylphenol	c	-242.3			
3,5-Dimethylphenol	c	-244.4			
Dimethyl 1,2-phthalate	lq	-678			303.1
Dimethyl 1,3-phthalate	c	-730.0			
Dimethyl 1,4-phthalate	c	-732.6			261.1
2,2-Dimethylpropane	lq				163.9 ⁶
	g	-168.0	-1.5	306.4	121.6
2,2-Dimethylpropanenitrile	lq	-39.8		232.0	179.4
2,2-Dimethyl-1,3-propanediol	c	-551.2			
2,2-Dimethylpropanoic acid	lq	-564.4			
2,2-Dimethylpropanoic anhydride	lq	-779.9			
2,2-Dimethyl-1-propanol	lq	-399.4			
2,3-Dimethylpyridine	lq	19.4		243.7	189.5
2,4-Dimethylpyridine	lq	16.2		248.5	184.8
2,5-Dimethylpyridine	lq	18.7		248.8	184.7

TABLE 6.1 Enthalpies and Gibbs Energies of Formation, Entropies, and Heat Capacities of Organic Compounds (*Continued*)

Substance	Physical State	$\Delta_f H^\circ$ kJ·mol ⁻¹	$\Delta_f G^\circ$ kJ·mol ⁻¹	S° J·deg ⁻¹ ·mol ⁻¹	C_p° J·deg ⁻¹ ·mol ⁻¹
2,6-Dimethylpyridine	lq	12.7		249.2	185.2
3,4-Dimethylpyridine	lq	18.3		240.7	191.8
3,5-Dimethylpyridine	lq	22.5		241.7	184.5
Dimethyl succinate	lq	-835.1			
2,2-Dimethylsuccinic acid	c	-987.8			
<i>meso</i> -2,3-Dimethylsuccinic acid	c	-977.5			
Dimethyl sulfate	lq	-735.5			
Dimethyl sulfide	lq	-65.4			118.1
	g	-37.5	7.0	285.9	74.1
Dimethyl sulfite	lq	-523.6			
Dimethyl sulfone	c	-450.1	-302.5	142.0	
	lq	-373.1	-272		
	g			310.6	100.0
Dimethyl sulfoxide	lq	-204.2	-99.2	188.3	153.0
1,5-Dimethyltetrazole	c	188.7			
2,2-Dimethylthiacyclopropane	lq	-24.2			
5,5-Dimethyl-4-thia-1-hexene	lq	-90.7			
<i>N,N</i> -Dimethylurea	c	-319.1			
<i>N,N'</i> -Dimethylurea	c	-312.1			
Dimethylzinc	lq	23.4		201.6	129.2
2,3-Dinitroaniline	c	-11.7			
2,4-Dinitroaniline	c	-67.8			
2,5-Dinitroaniline	c	-44.4			
2,6-Dinitroaniline	c	-50.6			
3,4-Dinitroaniline	c	-32.6			
3,5-Dinitroaniline	c	-38.9			
2,4-Dinitroanisole	c	-186.6			
2,6-Dinitroanisole	c	-189.1			
1,2-Dinitrobenzene	c	-1.8	211.5	216.3	
1,3-Dinitrobenzene	c	-27.4	184.6	220.9	
1,4-Dinitrobenzene	c	-38.7			
1,1-Dinitroethane	lq	-148.2			
1,2-Dinitroethane	lq	-165.2			
Dinitromethane	lq	-104.9			
	g	-58.9			
1,5-Dinitronaphthalene	c	30.5			
2,4-Dinitro-1-naphthol	c	-181.4			
2,4-Dinitrophenol	c	-232.6			
2,6-Dinitrophenol	c	-210.0			
1,1-Dinitropropane	lq	-163.2			
1,3-Dinitropropane	lq	-207.1			
2,2-Dinitropropane	lq	-181.2			
2,4-Dinitroresorcinol	c	-415.5			
2,4-Dinitrotoluene	c	-71.6			
2,6-Dinitrotoluene	c	-51.0			
1,3-Dioxane	lq	-379.7			143.9
1,4-Dioxane	lq	-353.9	-188.1	270.2	153.6
	g	-315.8	-180.8	299.8	94.1
1,3-Dioxolane	lq	-333.5			118.0
	g	-298.0			

TABLE 6.1 Enthalpies and Gibbs Energies of Formation, Entropies, and Heat Capacities of Organic Compounds (*Continued*)

Substance	Physical State	$\Delta_f H^\circ$ kJ·mol ⁻¹	$\Delta_f G^\circ$ kJ·mol ⁻¹	S° J·deg ⁻¹ ·mol ⁻¹	C_p° J·deg ⁻¹ ·mol ⁻¹
1,3-Dioxolan-2-one	c	-581.6			133.9 ⁵⁰
1,3-Dioxol-2-one	lq	-459.9			
Dipentene	lq	-50.8			249.4
Dipentyl ether	lq				250
<i>N,N</i> -Diphenylacetamide	c	-43.1			
Diphenylacetylene	c	312.4			225.9
Diphenylamine	c	130.6			
Diphenylboron bromide	lq	-16.1			
<i>cis,cis</i> -1,4-Diphenylbutadiene	c	198.8			
<i>trans,trans</i> -1,4-Diphenylbutadiene	c	178.8			
Diphenylbutadiyne	c	518.4			
1,4-Diphenylbutane	c	-9.9			
1,4-Diphenyl-1,4-butanedione	c	-256.2	7.8	324.7	
1,4-Diphenyl-2-butene-1,4-dione	c	-114.7	111.5	319.2	
Diphenyl carbonate	c	-401.2	-175.9	278.4	
Diphenyl disulfide	c	-148.5			
Diphenyl disulfone	c	-643.2			
Diphenyleneimine	c	126.8			
1,1-Diphenylethane	lq	48.7	245.1	335.9	
1,2-Diphenylethane	lq	51.5	67.2	270.3	
Diphenylethanedione	c	-154.0			
Diphenyl ether	c	-32.1		233.9	216.6
	lq	-14.9	144.2	291.3	268.6
1,1-Diphenylethylene	lq	172.4			
Diphenylethyne	c	312.4			
6,6-Diphenylfulvene	c	197.4			
1,2-Diphenylhydrazine	c	221.3			
Diphenylmercury	c	279.5			
Diphenylmethane	c	71.7		239.3	
	lq	89.7	276.9		233.1
1,3-Diphenyl-2-propanone	c	-84.0			
Diphenyl sulfide	lq	163.4			
Diphenyl sulfone	c	-225.0			
Diphenyl sulfoxide	c	9.7			
1,3-Diphenylurea	c	-122.6			
Dipropylamine	lq	-156.1			253.0 ⁷⁵
Dipropyl disulfide	lq	-171.3	19.1	373.6	
Dipropyl ether	lq	-328.8		323.9	221.6
	g	-292.9	-105.6	422.5	158.3
Dipropylmercury	lq	-20.9			
Dipropyl sulfate	lq	-859.0			
Dipropyl sulfide	lq	-171.5			
	g	-125.3	33.2	448.4	161.2
Dipropyl sulfite	lq	-646.8			
Dipropyl sulfone	lq	-548.2			
Dipropyl sulfoxide	lq	-329.4			
2,2'-Dipyridyl ketone	c	-19.7			
1,3-Dithiane	g	-10.0	72.4	333.5	110.4
1,2-Dithiolane	g	0.0	47.7	313.5	86.5
1,3-Dithiolane	g	10.0	54.7	323.3	84.7

TABLE 6.1 Enthalpies and Gibbs Energies of Formation, Entropies, and Heat Capacities of Organic Compounds (*Continued*)

Substance	Physical State	$\Delta_f H^\circ$ kJ·mol ⁻¹	$\Delta_f G^\circ$ kJ·mol ⁻¹	S° J·deg ⁻¹ ·mol ⁻¹	C_p° J·deg ⁻¹ ·mol ⁻¹
Divinyl ether	lq	-39.8			
	g	-13.6			
Divinyl sulfone	lq	-207.4			
Docosanoic acid	c	-983.0			
<i>cis</i> -13-Docosenic acid	c	-866.0			
<i>trans</i> -13-Docosenic acid	c	-960.7			
Dodecane	lq	-350.9	28.1	490.6	376.0
	g	-289.7	50.0	622.5	280.3
Dodecanedioic acid	c	-1130.0			
Dodecanoic acid	c	-774.6			
	lq	-737.9			404.3
1-Dodecanol	lq	-528.5			438.1
1-Dodecene	lq	-226.2		484.8	360.7
	g	-165.4	137.9	618.3	269.6
1-Dodecyne	g	-0.04	268.6	602.4	265.4
Dulcitol	c	-1346.8			
1,2-Epoxybutane	lq	-168.9		230.9	147.0
Ergosterol	c	-789.9			
Ethane	g	-84.0	-32.0	229.1	52.5
Ethane- <i>d</i> ₆	g	-107.4	-47.3	244.5	64.6
1,2-Ethanediamine	lq	-63.0		209.2	172.6
1,2-Ethanediol	lq	-455.3	-323.2	163.2	149.3
	g	-392.2	-304.5	303.8	82.7
Ethanedithioamide	c	-20.8			
Ethanedioyl dichloride	lq	-367.6			
1,2-Ethanedithiol	lq	-54.4			
Ethanethiol	lq	-73.6	-5.5	207.0	117.9
	g	-46.1	-4.8	296.1	72.7
Ethanol	lq	-277.6	-174.8	161.0	112.3
	g	-234.8	-167.9	281.6	65.6
Ethene (<i>see</i> Ethylene)					
Ethoxybenzene	lq	-152.6			228.5
2-Ethoxyethyl acetate	lq				376.0
2-Ethoxyethanol	lq				210.8
Ethyl acetate	lq	-479.3	-332.7	257.7	170.7
	g	-443.6	-327.4	362.8	113.6
Ethylamine	lq				130.0
	g	-47.4	36.3	283.8	71.5
Ethyl 4-aminobenzoate	c	-418.0			
<i>N</i> -Ethylaniline	lq	4.0	188.7	239.3	
Ethylbenzene	lq	-12.3			183.2
	g	29.9	130.6	360.5	
Ethyl benzoate	lq				246.0
2-Ethylbenzoic acid	c	-441.3			
3-Ethylbenzoic acid	c	-445.8			
4-Ethylbenzoic acid	c	-460.7			
2-Ethyl-1-butene	g	-56.0	80.0	376.6	133.6
Ethyl <i>trans</i> -2-butenate (ethyl crotonate)	lq	-420.1			228.0
Ethyl carbamate	c	-520.5			
Ethyl 4-chlorobutanoate	lq	-566.5			

TABLE 6.1 Enthalpies and Gibbs Energies of Formation, Entropies, and Heat Capacities of Organic Compounds (*Continued*)

Substance	Physical State	$\Delta_f H^\circ$ kJ·mol ⁻¹	$\Delta_f G^\circ$ kJ·mol ⁻¹	S° J·deg ⁻¹ ·mol ⁻¹	C_p° J·deg ⁻¹ ·mol ⁻¹
Ethyl chloroformate	lq	-505.1			
Ethylcyclobutane	g	-27.5			
Ethylcyclohexane	lq	-211.9	29.1	280.9	211.8
	g	-171.7	39.3	382.6	158.8
1-Ethylcyclohexene	lq	-106.7			
Ethylcyclopentane	lq	-163.4	37.3	279.9	185.8
1-Ethylcyclopentene	g	-19.7			
Ethylcyclopropane	lq	-24.8			
Ethyl diethylcarbamate	lq	-592.3			
Ethyl 2,2-dimethylpropanoate	lq	-577.2			
	g	-536.0			
Ethylene	g	52.5	68.4	219.3	42.9
Ethylene- <i>d</i> ₄	g	38.2	59.2	230.5	51.9
Ethylene carbonate	c	-581.5			133.9
Ethylenediaminetetra- acetic acid	c	-1759.4			
Ethylenediammonium chloride	c	-513.4			
2,2'-(Ethylenedioxy)bis- ethanol	lq	-804.2			
Ethylene glycol dibutyl ether	lq				350 ²⁰
Ethylene glycol diethyl ether	lq	-451.4			259.4
Ethylene glycol dimethyl ether	lq	-376.6			193.3
Ethyleneimine	lq	91.9			
	g	126.5(9)	178.0	250.6	52.6
Ethylene oxide	lq	-78.0	-11.8	153.9	88.0
	g	-52.6(6)	-13.1	242.4	47.9
Ethyl formate	lq				149.3
2-Ethylhexanal	lq	-342.5			
3-Ethylhexane	lq	-250.4			
	g	-210.7			
2-Ethyl-1-hexanol	lq	-432.8		347.0	317.5
Ethyl hydroperoxide	g	198.9			
Ethylidenecyclohexane	lq	-103.5			
Ethylidenecyclopentane	lq	-56.7			
Ethyl isocyanide	lq	108.4			
Ethyl isopropyl sulfide	lq	-156.1			
Ethyl lactate	lq				254
Ethyllithium	c	-58.6			
Ethylmercury bromide	c	-107.5			
Ethylmercury chloride	c	-141.1			
Ethylmercury iodide	c	-65.7			
1-Ethyl-2-methylbenzene	g	1.3	131.1	399.2	157.9
2-Ethyl-3-methyl-1-butene	g	-79.5			
Ethyl 2-methylbutanoate	lq	-566.8			
Ethyl 3-methylbutanoate	lq	-570.9			
Ethyl methyl ether	g	-216.4	-117.7	309.2	93.3
3-Ethyl-2-methylpentane	lq	-249.6			
	g	-211.0	21.3	441.1	
3-Ethyl-3-methylpentane	lq	-252.8			
	g	-214.8	19.9	433.0	
3-Ethyl-2-methyl-1-pentene	g	-100.3			

TABLE 6.1 Enthalpies and Gibbs Energies of Formation, Entropies, and Heat Capacities of Organic Compounds (*Continued*)

Substance	Physical State	$\Delta_f H^\circ$ kJ·mol ⁻¹	$\Delta_f G^\circ$ kJ·mol ⁻¹	S° J·deg ⁻¹ ·mol ⁻¹	C_p° J·deg ⁻¹ ·mol ⁻¹
Ethyl methyl sulfide	lq	-91.6		239.1	144.6
	g	-59.6	11.4	333.1	95.1
Ethyl nitrate	g	-154.1	-36.9	348.3	97.4
Ethyl nitrite	g	-104.2		103.5	99.2
1-Ethyl-2-nitrobenzene	lq	-48.7			
1-Ethyl-4-nitrobenzene	lq	-55.4			
Ethyl 3-oxobutanoate	lq				248.0
3-Ethylpentane	lq	-224.9		314.5	219.6
	g	-189.6	11.0	411.5	166.0
Ethyl pentanoate	lq	-553.0			
2-Ethylphenol	lq		-208.8		
3-Ethylphenol	lq	-214.3			
4-Ethylphenol	c	-224.4			206.9
Ethylphosphonic acid	c	-1051.4			
Ethylphosphonic dichloride	lq	-613.4			
Ethyl propanoate	lq	-502.7			196.1
	g	-463.3	-323.7		
Ethyl propyl ether	g	-272.2		295.0	197.2
Ethyl propyl sulfide	lq	-144.8		309.5	198.4
	g	-104.7	23.6	414.1	139.3
2-Ethylpyridine	lq	7.4			
5-Ethyl thioacetate	lq	-268.2			
2-Ethyltoluene	g	1.3	131.1	399.2	157.9
3-Ethyltoluene	g	-1.8	126.4	404.2	152.2
4-Ethyltoluene	g	-3.2	85.3	398.9	151.5
<i>N</i> -Ethylurea	c	-357.8			
Ethyl β -vinylacrylate	lq	-338.1			
Ethyl vinyl ether	lq	-167.4			
	g	-140.8			
Ethynylbenzene	g	327.3	361.8	321.7	114.9
Ethynylsilane	g			269.4	72.6
Fluoranthene	c	189.9	345.6	230.5	230.2
Fluoroacetamide	c	-496.6			
Fluoroacetic acid	c	-688.3			
Fluoroacetylene	g			269.4	72.6
Fluorobenzene	lq	-150.6		205.9	146.4
	g	-116.0	-69.0	302.6	94.4
2-Fluorobenzoic acid	c	-567.6			
3-Fluorobenzoic acid	c	-582.0			
4-Fluorobenzoic acid	c	-585.7			
Fluoroethane	g	-263.2	-211.0	264.5	58.6
2-Fluoroethanol	lq	-465.7			
Fluoroethylene	g	-138.8			
Fluoromethane	g	-237.8	-213.8	222.8	37.5
1-Fluoropropane	g	-285.9	-200.3	304.2	82.6
2-Fluoropropane	g	-293.5	-204.2	292.1	82.0
Fluorosyltrifluoromethane	g	-766.0	-707.0	322.4	79.4
4-Fluorotoluene	lq	-186.9	-79.8	237.1	171.2
Fluorotribromomethane	g	-190.4	-193.1	345.8	
Fluorotrinitromethane	lq	-220.9			
Formaldehyde	g	-108.6	-102.5	218.8	35.4

TABLE 6.1 Enthalpies and Gibbs Energies of Formation, Entropies, and Heat Capacities of Organic Compounds (*Continued*)

Substance	Physical State	$\Delta_f H^\circ$ kJ·mol ⁻¹	$\Delta_f G^\circ$ kJ·mol ⁻¹	S° J·deg ⁻¹ ·mol ⁻¹	C_p° J·deg ⁻¹ ·mol ⁻¹
Formamide	lq	-254.0			107.6
	g	-193.9	-141.0	248.6	45.4
Formanilide	c	-151.5			
Formic acid	lq	-424.7	-361.4	129.0	99.5
	g	-378.7	-351.0	248.7	45.2
Formyl fluoride	g	-376.6	-368.1	246.5(8)	40.0
D(-)-Fructose	c	-1265.6			
D(+)-Fucose	c	-1099.1			
Fullerene-C ₆₀	c	2327.0	2302.0	426.0	520.0
Fumaric acid	c	-811.7	-655.6	168.0	142.0
Fumaronitrile	c	268.2			
Furan	lq	-62.3		177.0	114.8
	g	-34.9	0.88	267.2	65.4
2-Furancarboxaldehyde	lq	-201.6			163.2
2-Furancarboxylic acid	c	-498.4			
2-Furanmethanol	lq	-276.2	-154.2	215.5	204.0
Furfuryl alcohol	lq	-276.2			204.0
Furylacrylic acid	c	-459.0			
Furylethylene	lq	-10.5			
D(+)-Galactose	c	-1286.3	-918.8	205.4	
D-Gluconic acid	c	-1587.0			
D(+)-Glucose	c	-1273.3	-910.4	212.1	
D(-)-Glutamic acid	c	-1009.7	-727.5	191.2	
L(+)-Glutamic acid	c	-1005.2	-731.3	188.2	
L-Glutamine	c	-826.4			
Glutaric acid	c	-960.0			
Glyceraldehyde	lq	-598.0			
Glycerol	lq	-668.5	-477.0	206.3	218.9
Glyceryl 1-acetate	lq	-909.1			
Glyceryl 1-benzoate	c	-777.3			
Glyceryl 2-benzoate	c	-772.8			
Glyceryl 1,3-diacetate	lq	-1120.7			
Glyceryl 1-dodecanoate	c	-1160.9			
Glyceryl 2-dodecanoate	c	-1152.6			
Glyceryl 1-hexadecanoate	c	-1281.5			
Glyceryl 1-hexanoate	c	-1109.0			
Glyceryl 2-hexanoate	c	-1095.8			
Glyceryl 1-octadecanoate	c	-1324.8			
Glyceryl 1-tetradecanoate	c	-1222.6			
Glyceryl triacetate	lq	-1330.8			
Glyceryl trinitrate	lq	-370.9			
Glyceryl tris(dodecanoate)	c	-2046.0			
Glyceryl tris(tetradecanoate)	c	-2176.0			
Glycine	c	-528.5	-368.6	103.5	99.2
	ionized; std. state	aq	-469.8	-315.0	111.0
⁺ H ₃ NCH ₂ COOH; std. state	aq	-517.9	-384.2	190.2	
Glycylglycine	c	-747.7	-490.6	190.0	
Glyoxal	g	-212.0			
Glyoxime	c	-90.5			
Glyoxylic acid	c	-835.5			
Guanidine	c	-56.0			

TABLE 6.1 Enthalpies and Gibbs Energies of Formation, Entropies, and Heat Capacities of Organic Compounds (*Continued*)

Substance	Physical State	$\Delta_f H^\circ$ kJ·mol ⁻¹	$\Delta_f G^\circ$ kJ·mol ⁻¹	S° J·deg ⁻¹ ·mol ⁻¹	C_p° J·deg ⁻¹ ·mol ⁻¹
Guanidine carbonate	c	-971.9	-557.4	295.4	258.9
Guanidine nitrate	c	-387.0			
Guanidine sulfate	c	-1205.0			
Guanine	c	-183.9	47.4	160.3	
Guanylurea nitrate	c	-427.2			
L-Gulonic acid- γ -lactone	c	-1219.6			
Heptadecane	g	-393.9	82.1	817.3	394.7
Heptadecanoic acid	c	-924.4			475.7
1-Heptadecene	g	-268.4	179.9	813.1	383.9
Heptanal	lq	-311.5	-100.6	335.4	230.1
	g	-264.0	-86.7	461.7	
Heptane	lq	-224.2			224.9
	g	-187.7	8.0	427.9	166.0
Heptanedioic acid	c	-1009.4			
Heptanenitrile	lq	-82.8			
1-Heptanethiol	g	-150.0	36.2	493.3	186.9
Heptanoic acid	lq	-610.2			265.4
1-Heptanol	lq	-403.3	-142.3	320.1	272.1
	g	-336.4	-120.9	480.3	178.7
2-Heptanone	lq				232.6
1-Heptene	lq	-97.9		327.6	211.8
	g	-62.3	95.8	423.6	155.2
<i>cis</i> -2-Heptene	lq	-105.1			
<i>trans</i> -2-Heptene	lq	-109.5			
<i>cis</i> -3-Heptene	lq	-104.3			
<i>trans</i> -3-Heptene	lq	-109.3			
1-Heptyne	g	103.0	226.7	407.7	151.1
Hexabromoethane	g			441.9	139.3
Hexachlorobenzene	c	-127.6	1.1	260.2	201.3
	g	-35.5	44.2	441.2	173.2
Hexachloroethane	c	-202.8		237.3	198.2
	g	-143.6	-54.9	398.7	136.7
Hexadecafluoroethylcyclohexane	lq	-3420.0			
Hexadecafluoroheptane	lq	-3420.8	-3093.0	561.8	419.0
Hexadecane	lq	-456.1			501.6
	g	-374.8	83.7	778.3	371.8
Hexadecanoic acid	c	-891.5	-316.1	452.4	460.7
1-Hexadecanol	c	-686.7	-98.7	451.9	422.0
	lq	-635.4	-96.6	606.7	
1-Hexadecene	lq	-328.7		587.9	488.9
	g	-248.5	171.5	774.1	361.0
1,5-Hexadiene	lq	54.1			
2,4-Hexadienoic acid	c	-390.8			
1,5-Hexadiyne	lq	384.2			
Hexafluoroacetone	g	-1249.3			
Hexafluoroacetylacetone	c	-2286.7			
Hexafluorobenzene	lq	-991.3		280.8	156.6
	g	-955.4	-79.4	383.2	
Hexafluoroethane	g	-1344.2	-1255.8	332.3	106.7
<i>cis</i> -Hexahydroindane	g	-127.2			

TABLE 6.1 Enthalpies and Gibbs Energies of Formation, Entropies, and Heat Capacities of Organic Compounds (*Continued*)

Substance	Physical State	$\Delta_f H^\circ$ kJ·mol ⁻¹	$\Delta_f G^\circ$ kJ·mol ⁻¹	S° J·deg ⁻¹ ·mol ⁻¹	C_p° J·deg ⁻¹ ·mol ⁻¹
<i>trans</i> -Hexahydroindane	g	-131.4			
Hexamethylbenzene	c	-162.4	117.4	306.3	245.6
1,1,1,3,3,3-Hexamethyl-di-silazane	lq	-518.0			
Hexamethyldisiloxane	lq	-814.6	-541.8	433.8	311.4
	g	-777.7	-534.5	535.0	238.5
Hexamethylenetetramine	c	125.5	434.8	163.4	
Hexamethylphosphoric triamide	lq				321
Hexanal	g	-248.4	-100.1	422.9	148.2
Hexanamide	c	-423.0			
	lq	-397.0			
Hexane	lq	-198.8	-3.8	296.1	195.6
	g	-167.1(8)	-0.25	388.4	143.1
1,6-Hexanedioic acid	lq	-985.4	-207.3		232.2
1,2-Hexanediol	lq	-577.1			
1,6-Hexanediol	c	-569.9			
Hexanedinitrile	lq	85.1			128.7
1-Hexanethiol	g	-129.9	27.8	454.3	164.1
Hexanoic acid	lq	-583.9			225.0
1-Hexanol	lq	-377.5	-152.3	287.4	240.4
	g	-317.6	-135.6	441.4	155.6
2-Hexanol	lq	-392.9			
3-Hexanol	lq	-392.4			286.2
2-Hexanone	lq	-322.0			213.3
3-Hexanone	lq	-320.2		305.3	216.9
1-Hexene	lq	-74.1	83.6	295.1	183.3
	g	-43.5	84.45	384.6	132.3
<i>cis</i> -2-Hexene	lq	-83.9			
	g	-52.3	76.2	386.5	125.7
<i>trans</i> -2-Hexene	lq	-85.5			
	g	-53.9	76.4	380.6	132.4
<i>cis</i> -3-Hexene	lq	-79.0			
	g	-47.6	83.0	379.6	123.6
<i>trans</i> -3-Hexene	lq	-86.1			
Hexyl acetate	lq				282.8
	g	-54.4	77.6	374.8	132.8
1-Hexyne	g	123.6	218.6	368.7	128.2
(-)-Histidine	c	-466.7			
Hydantoin	c	-448.5			
Hydrazine	lq	50.6	149.2	121.2	98.9
Hydrazinecarbothioamide	c	24.7			
Hydrazobenzene	c	221.3			
Hydroxyacetic acid	c	-663.6			
2'-Hydroxyacetophenone	c	-357.7			
3'-Hydroxyacetophenone	c	370.7			
4'-Hydroxyacetophenone	c	-364.4			
2-Hydroxybenzaldehyde	lq	-279.9			
2-Hydroxybenzaloxime	c	-183.7			
2-Hydroxybenzoic acid	c	-589.9	-421.3	178.2	159.1
3-Hydroxybenzoic acid	c	-584.9	-417.3	177.0	157.3
4-Hydroxybenzoic acid	c	-584.5	-416.5	175.7	155.1

TABLE 6.1 Enthalpies and Gibbs Energies of Formation, Entropies, and Heat Capacities of Organic Compounds (*Continued*)

Substance	Physical State	$\Delta_f H^\circ$ kJ·mol ⁻¹	$\Delta_f G^\circ$ kJ·mol ⁻¹	S° J·deg ⁻¹ ·mol ⁻¹	C_p° J·deg ⁻¹ ·mol ⁻¹
(±)-2-Hydroxybutanoic acid	lq	-679.1			
2-Hydroxy-2,4,6-cycloheptatrienone	c	-239.2			
2-Hydroxyisobutanoic acid	c	-744.3			
2-Hydroxy-1-isopropyl-4-methylbenzene	c	-309.6			
3-Hydroxy-4-methoxybenzaldehyde	c	-453.6			
4-Hydroxy-4-methyl-2-pentanone	lq				221.3
2-Hydroxymethyl-1,3-propanediol	c	-744.6			
3-Hydroxy-2-naphthalene-carboxylic acid	c	-547.7			
5-Hydroxy-1-pentanal	lq	-479.9			
<i>trans</i> -(-)-4-Hydroxyproline	c	-661.1			
(<i>S</i>)-2-Hydroxypropanoic acid	c	-694.0			
2-Hydroxypropanonitrile	lq	-138.9	34.3		
2-Hydroxypyridine	c	-166.3			
3-Hydroxypyridine	c	-132.0			
4-Hydroxypyridine	c	-144.6			
8-Hydroxyquinoline	c	-81.2			
(-)-2-Hydroxysuccinic acid	c	-1103.7	-884.7		
(±)-2-Hydroxysuccinic acid	c	-1105.7			
Hypoxanthene	c	-110.8	76.9	145.6	134.5
Icosane	g	-455.8	117.3	934.1	463.3
Icosanoic acid	c	-1011.9			545.1
Icosene	g	-330.2	205.1	929.9	452.5
Imidazole	c	49.8			
Iminodiacetic acid	c	-932.6			
Indane	lq	11.5	150.8	56.0	190.3
1 <i>H</i> -Indazole	c	151.9			
Indene	lq	110.6	217.6	215.3	186.9
1 <i>H</i> -Indole	c	86.7			
Indole-2,3-dione	c	-268.2			
Iodoacetone	g	-130.5			
Iodobenzene	lq	117.1		205.4	158.7
	g	164.9	187.8	334.1	100.8
2-Iodobenzoic acid	c	-302.3			
3-Iodobenzoic acid	c	-316.9			
4-Iodobenzoic acid	c	-316.1			
Iodocyclohexane	lq	-97.2			
Iodoethane	lq	-40.0	14.7	211.7	115.1
	g	-8.1	19.2	306.0	66.9
Iodoethylene	g			285.0	57.9
Iodomethane	g	14.4	15.6	254.1	44.1
2-Iodo-2-methylpropane	lq	-107.5			162.3
	g	-72.0	23.6	342.2	118.3
1-Iodonaphthalene	lq	161.5			
2-Iodonaphthalene	c	144.3			
2-Iodophenol	c	-95.8			
3-Iodophenol	c	-94.5			

TABLE 6.1 Enthalpies and Gibbs Energies of Formation, Entropies, and Heat Capacities of Organic Compounds (*Continued*)

Substance	Physical State	$\Delta_f H^\circ$ kJ·mol ⁻¹	$\Delta_f G^\circ$ kJ·mol ⁻¹	S° J·deg ⁻¹ ·mol ⁻¹	C_p° J·deg ⁻¹ ·mol ⁻¹
4-Iodophenol	c	-95.4			
1-Iodopropane	lq	-66.0			126.8
	g	-30.0			
2-Iodopropane	lq	-74.8			91.0
	g	-40.3	20.1	324.5	90.1
3-Iodopropanoic acid	c	-460.0			
3-Iodo-1-propene	g	91.5			
α -Iodotoluene	lq	57.7			
3-Iodotoluene	lq	79.1			
4-Iodotoluene	lq	67.4			
Isobutanenitrile	g	25.4	103.6	313.3	96.4
Isobutylamine	lq	-132.6			183.2
Isobutylbenzene	lq	-69.8			
Isobutyl trichloroacetate	lq	-553.4			
Isocyanomethane	g	163.5	165.7	246.9	52.9
(-)-Isoleucine	c	-637.9	-347.2	208.0	188.3
(\pm)-Isoleucine	c	-635.3			
Isoxazole	g	78.6			
Isopropenyl acetate	lq	-386.4			
Isopropyl acetate	lq	-518.9			199.4
Isopropylamine	lq	-112.3		218.3	163.8
	g	-83.7	32.2	312.2	97.5
Isopropylbenzene	lq	-41.1	124.3	279.8	210.7
	g	4.0	137.0	388.6	151.7
1-Isopropyl-2-methylbenzene	lq	-73.3			
1-Isopropyl-3-methylbenzene	lq	-78.6			
1-Isopropyl-4-methylbenzene	lq	-78.0	119.1	306.6	
Isopropyl methyl ether	lq	-278.8		253.8	161.9
	g	-252.0	-120.9	332.3	111.1
2-Isopropyl-5-methylphenol	c	-309.7			
Isopropyl methyl sulfide	lq	-105.7		263.1	172.4
	g	-90.5	13.4	359.3	117.2
Isopropyl nitrate	g	-191.0	-40.7	373.2	120.7
2-Isopropylphenol	lq	-233.7			
3-Isopropylphenol	lq	-252.5			
4-Isopropylphenol	lq	-265.9			
Isopropyl thioacetate	lq	-298.2			
Isopropyl trichloroacetate	lq	-536.0			
Isoquinoline	c	144.5			
	lq				196.8
Ketene	g	-47.5	-48.3	247.6	51.8
(+)-Lactic acid	c	-694.1	-522.9	142.3	
(\pm)-Lactic acid	lq	-674.5	-518.2	192.1	
β -Lactose	c	-2236.7	-1567.0	386.2	
(+)-Leucine	c	-637.3	-347.2	208.0	
(-)-Leucine	c	-637.4	-346.3	211.8	201.0
(+)-Limonene	lq	-54.5			249.0
(\pm)-Lysine	c	-678.6			
Malic acid	c	-789.4	-625.1	160.8	137.0
Maleic anhydride	c	-469.8			
(R)-Malic acid	c	-1105.7			
(S)-Malic acid	c	-1103.6			

TABLE 6.1 Enthalpies and Gibbs Energies of Formation, Entropies, and Heat Capacities of Organic Compounds (*Continued*)

Substance	Physical State	$\Delta_f H^\circ$ kJ·mol ⁻¹	$\Delta_f G^\circ$ kJ·mol ⁻¹	S° J·deg ⁻¹ ·mol ⁻¹	C_p° J·deg ⁻¹ ·mol ⁻¹
Malonamide	c	-546.0			
Malonic acid	c	-891.0			
Malonodiamide	c	-546.1			
Malononitrile	c	186.6			
D-(+)-Maltose	c	-2220.9	-1726.3		
(±)-Mandelic acid	c	-579.4			
(+)-Mannitol	c	-1337.1	-942.2	238.5	
D-(+)-Mannose	c	-1263.0			
2-Mercaptopropanoic acid	lq	-468.2	-343.9	228.9	
Methane	g	-74.6	-50.5	186.3	35.7
Methane- <i>d</i> ₄	g	-88.2	-59.5	198.9	40.3
Methanethiol	lq	-46.7	-7.7	169.2	90.5
	g	-22.9	-9.9	255.1	50.3
Methanol	lq	-239.1	-166.6	126.8	81.2
	g	-201.0	-162.3	239.9	44.1
(-)-Methionine	c	-577.5	-505.8	231.5	
2-Methoxybenzaldehyde	c	-266.5			
3-Methoxybenzaldehyde	lq	-276.1			
4-Methoxybenzaldehyde	lq	-267.2			
Methoxybenzene	lq	-114.8			199.0
	g	-67.9			
2-Methoxybenzoic acid	c	-538.5			
3-Methoxybenzoic acid	c	-553.5			
4-Methoxybenzoic acid	c	-561.7			
2-Methoxyethanol	lq				171.1
2-Methoxyethyl acetate	lq				310.0
2-Methoxytetrahydropyran	lq	-442.3			
5-Methoxytetrazole	c	69.1			
1-Methoxy-2,4,6-trinitrobenzene	c	-157.5			
Methyl (CH ₃)	g	145.7	147.9	194.2	38.7
Methyl acetate	lq	-445.8			141.9
	g	-413.3		324.4	86.0
Methyl acrylate	lq	-362.2	-243.2	239.5	158.8
	g	-333.0	-237.6		
Methylamine	lq	-47.2	35.7	150.2	102.1
	g	-22.5	32.7	242.9	50.1
<i>N</i> -Methylaniline	lq	32.2			207.1
<i>o</i> -Methylaniline	lq	-6.3			209.6
	g	56.4	167.6	351.0	130.2
<i>m</i> -Methylaniline	lq	-8.1			227.0
	g	54.6	165.4	352.5	125.5
<i>p</i> -Methylaniline	lq	-23.5			
	g	55.3	167.7	347.0	126.2
Methyl benzoate	lq	-343.5			221.3
2-Methylbenzoic acid	c	-416.5			
	lq				174.9
3-Methylbenzoic acid	c	-426.1			
	lq				163.6
4-Methylbenzoic acid	c	-429.2			
	lq				169.0

TABLE 6.1 Enthalpies and Gibbs Energies of Formation, Entropies, and Heat Capacities of Organic Compounds (*Continued*)

Substance	Physical State	$\Delta_f H^\circ$ kJ·mol ⁻¹	$\Delta_f G^\circ$ kJ·mol ⁻¹	S° J·deg ⁻¹ ·mol ⁻¹	C_p° J·deg ⁻¹ ·mol ⁻¹
2-Methylbenzoic anhydride	c	-533.5			
4-Methylbenzoic anhydride	c	-520.9			
1-Methylbicyclo[4.1.0]heptane	lq	-59.9			
1-Methylbicyclo[3.1.0]hexane	lq	-33.2			
2-Methylbiphenyl	lq	108.0			
3-Methylbiphenyl	lq	85.4			
4-Methylbiphenyl	c	55.2			
2-Methyl-1,3-butadiene	lq	48.2		229.3	152.6
	g	75.5	145.9	315.6	104.6
3-Methyl-1,2-butadiene	g	129.7	198.6	319.7	105.4
2-Methylbutane	lq	-178.4		260.4	164.8
	g	-154.0	-14.8	343.6	118.8
2-Methyl-2-butanethiol	lq	-162.8		290.1	198.1
	g	-127.1	9.2	386.9	143.5
3-Methyl-1-butanethiol	g	-114.9			
3-Methyl-2-butanethiol	lq	-158.8			
2-Methylbutanoic acid	lq	-554.4			
3-Methylbutanoic acid	lq	-561.6			197.1
2-Methyl-1-butanol	lq	-356.6			220.1
3-Methyl-1-butanol	lq	-356.4			210.0
2-Methyl-2-butanol	lq	-379.5	-175.3	229.3	247.1
(±)-3-Methyl-2-butanol	lq	-366.6			232.2
3-Methyl-2-butanone	lq	-299.5		268.5	179.9
	g	-262.5			
2-Methyl-1-butene	lq	-61.1		254.0	157.2
	g	-35.3	65.6	339.5	110.0
3-Methyl-1-butene	lq	-51.5		253.3	156.1
	g	-27.6	74.8	333.5	118.6
2-Methyl-2-butene	lq	-68.6		251.0	152.8
	g	-41.8	59.7	338.6	105.0
<i>trans</i> -2-Methyl-2-butenedioic acid [also <i>cis</i>]	c	-824.4			
<i>cis</i> -2-Methyl-2-butenedioic acid	c	-455.6			
<i>trans</i> -2-Methyl-2-butenedioic acid	c	-490.8			
3-Methylbutyl acetate	lq				248.5
3-Methyl-1-butyne	g	136.4	205.5	319.0	104.7
Methyl <i>trans</i> -2-butenolate	lq	-382.8			
Methylcyclobutane	lq	-44.5			
Methylcyclobutanecarboxylic acid	lq	-395.0			
Methylcyclohexane	lq	-190.1	20.3	247.9	184.9
	g	-154.7	27.3	343.3	135.0
<i>cis</i> -2-Methylcyclohexanol	lq	-390.2			200 ¹⁷
<i>trans</i> -2-Methylcyclohexanol	lq	-415.8			200 ¹⁷
<i>cis</i> -3-Methylcyclohexanol	lq	-416.1			292 ¹⁷
<i>trans</i> -3-Methylcyclohexanol	lq	-394.4			202 ¹⁷
<i>cis</i> -4-Methylcyclohexanol	lq	-413.2			202 ¹⁷
<i>trans</i> -4-Methylcyclohexanol	lq	-433.3			202 ¹⁷
2-Methylcyclohexene	lq	-81.2			
Methylcyclopentane	lq	-138.0	31.5	247.9	158.7
	g	-106.2	35.8	339.9	109.8

TABLE 6.1 Enthalpies and Gibbs Energies of Formation, Entropies, and Heat Capacities of Organic Compounds (*Continued*)

Substance	Physical State	$\Delta_f H^\circ$ kJ·mol ⁻¹	$\Delta_f G^\circ$ kJ·mol ⁻¹	S° J·deg ⁻¹ ·mol ⁻¹	C_p° J·deg ⁻¹ ·mol ⁻¹
1-Methylcyclopentanol	lq	-343.3			
2-Methylcyclopentanone	lq	-265.3			
1-Methylcyclopentene	g	-3.8	102.1	326.4	100.8
3-Methylcyclopentene	g	7.4	115.0	330.5	100.0
4-Methylcyclopentene	g	14.6	121.6	328.9	100.0
1-Methylcyclopropene	lq	1.7			
	g	243.6			
Methylenecyclobutane	g	121.6			
Methylenebutanedioic acid	c	-841.1			
Methylenecyclohexane	lq	-61.3			
Methylenecyclohexene	lq	-12.7			
Methylenecyclopropane	g	200.5			
Methyl decanoate	lq	-640.4			
Methyl 2,2-dimethylpropanoate	lq	-530.0			257.9
2-Methyl-1,3-dioxane	lq	-436.4			
4-Methyl-1,3-dioxane	c	416.1			
<i>N</i> -Methyldiphenylamine	lq	120.5			
4-Methyldiphenylamine	c	49.0			
Methyl dodecanoate	lq	-693.0			
Methylene (CH ₂)	g	390.4	372.9	194.9	33.8
Methylenebutanedioic acid	c	-841.1			
Methylenecyclohexane	lq	-61.3			
2-Methylenecyclohexanol	lq	-277.6			
3-Methylenecyclohexene	lq	-12.7			
2-Methylenecyclopentanol	lq	46.9			
Methylenecyclopropane	g	200.5			
Methylenesuccinic acid	c	-841.2			
Methylene sulfate	c	-688.7			
<i>N</i> -Methylformamide	lq				123.8
Methyl formate	lq	-386.1			119.1
	g	-357.4	-297.2	285.3	64.4
Methyl 2-furancarboxylate	lq	-450.0			
2-Methyl-2,5-furandione	lq	-504.5			
α -Methyl-(+)-glucoside	c	-1233.4			
<i>N</i> -Methylglycine	c	-513.3			
Methylglyoxal	g	-27.1			
Methylglyoxime	c	-126.8			
2-Methylheptane	lq	-255.0		356.4	252.0
	g	-215.4	12.8	452.5	
3-Methylheptane	lq	-252.3		362.6	250.2
	g	-212.5	13.7	461.6	
4-Methylheptane	lq	-251.6			251.1
	g	-212.0	16.7	453.3	
Methyl heptanoate	lq	-567.1			285.1
2-Methylhexane	lq	-229.5		323.3	222.9
	g	-194.6	3.2	420.0	166.0
3-Methylhexane	lq	-226.4			214.2
	g	-192.3	4.6	424.1	166.0
Methyl hexanoate	lq	-540.2			
5-Methyl-1-hexene	g	-65.7			
<i>cis</i> -3-Methyl-3-hexene	g	-79.4			

TABLE 6.1 Enthalpies and Gibbs Energies of Formation, Entropies, and Heat Capacities of Organic Compounds (*Continued*)

Substance	Physical State	$\Delta_f H^\circ$ kJ·mol ⁻¹	$\Delta_f G^\circ$ kJ·mol ⁻¹	S° J·deg ⁻¹ ·mol ⁻¹	C_p° J·deg ⁻¹ ·mol ⁻¹
<i>trans</i> -3-Methyl-3-hexene	g	-76.8			
Methylhydrazine	lq	54.2	179.9	165.9	134.9
	g	94.7	186.9	278.7	71.1
2-Methyl-1 <i>H</i> -indole	c	60.7			
3-Methyl-1 <i>H</i> -indole	c	68.2			
Methyl isocyanate	lq	-92.0			
Methyl isocyanide	g	163.5	165.7	246.8	52.9
1-Methyl-4-isopropylbenzene	lq	-78.0			236.4
Methyl isopropyl sulfide	g	-90.4	13.4	359.3	117.2
Methyl isothiocyanate	c	79.4			
	g	131.0	144.4	252.3	65.5
5-Methylisoxazole	lq	-5.6			
Methylmercury bromide	c	-86.2			
Methylmercury chloride	c	-116.3			
Methylmercury iodide	c	-43.5			
Methyl 2-methylbutanoate	lq	-534.3			
Methyl 3-methylbutanoate	lq	-538.9			
7-Methyl-3-methylene-1,6-octadiene	lq	14.5			
(<i>R</i>)-1-Methyl-4-(1-methylethenyl)cyclohexene	lq	-54.5			249 ²⁰
1-Methylnaphthalene	lq	56.3	189.4	254.8	224.4
2-Methylnaphthalene	c	44.9	192.6	220.0	196.0
	g	106.7	216.2	380.0	159.8
Methyl nitrate	lq	-156.3	-43.5	217.2	157.3
	g	-124.4	-39.3	318.5	76.5
Methyl nitrite	g	-66.1	1.0	284.3	63.2
Methyl nitroacetate	lq	-464.0			
2-Methyl-5-nitroaniline	c	-91.3			
4-Methyl-3-nitroaniline	c	-71.7			
1-Methyl-2-nitrobenzene	lq	-9.7			
1-Methyl-3-nitrobenzene	lq	-31.5			
1-Methyl-4-nitrobenzene	c	-48.1			
2-Methyl-2-nitropropane	c	-229.8			
2-Methyl-2-nitro-1,3-propanediol	c	-575.3			
2-Methyl-2-nitro-1-propanol	c	-410.0			
2-Methylnonane	lq	-309.8		420.1	313.3
5-Methylnonane	lq	-307.9		423.8	314.4
Methyl phenylcarbamate	c	-186.7			
Methyl <i>cis</i> -9-octadecanoate	lq	-734.5			
Methyl octanoate	lq	-590.3			
2-Methyl-2-oxazoline	g	-130.5			
2-Methylpentane	lq	-204.6		290.6	193.7
	g	-174.8	-5.0	380.5	144.2
3-Methylpentane	lq	-202.4		292.5	190.7
	g	-172.1	2.1	379.8	143.1
2-Methyl-2,4-pentanediol	lq				236.0
Methyl pentanoate	lq	-514.2			229.3
2-Methyl-1-pentanol	lq				248.0
2-Methyl-3-pentanol	lq	-396.4			

TABLE 6.1 Enthalpies and Gibbs Energies of Formation, Entropies, and Heat Capacities of Organic Compounds (*Continued*)

Substance	Physical State	$\Delta_f H^\circ$ kJ·mol ⁻¹	$\Delta_f G^\circ$ kJ·mol ⁻¹	S° J·deg ⁻¹ ·mol ⁻¹	C_p° J·deg ⁻¹ ·mol ⁻¹
3-Methyl-2-pentanol	lq				275.9
3-Methyl-3-pentanol	lq				293.4
4-Methyl-2-pentanol	lq	-394.7			273.0
2-Methyl-3-pentanone	lq	-325.9			
4-Methyl-2-pentanone	lq				213.3
2-Methyl-1-pentene	g	-59.4	77.6	382.2	135.6
2-Methyl-2-pentene	g	-66.9	71.2	378.4	126.6
3-Methyl-1-pentene	g	-49.5	86.4	376.8	142.4
<i>cis</i> -3-Methyl-2-pentene	g	-62.3	73.2	378.4	126.6
<i>trans</i> -3-Methyl-2-pentene	g	-63.1	71.3	381.8	126.6
4-Methyl-1-pentene	g	-51.3	90.0	367.7	126.5
<i>cis</i> -4-Methyl-2-pentene	g	-57.5	82.1	373.3	133.6
<i>trans</i> -4-Methyl-2-pentene	g	-61.5	79.6	368.3	141.4
Methyl 2-methylpropenoate	lq				191.2
4-Methyl-3-penten-2-one	lq				212.5
Methyl pentyl sulfide	g	122.9	35.1	450.7	163.7
3-Methyl-1-phenyl-1-butanone	lq	-220.2			
Methyl phenyl sulfide	lq	43.0			
Methyl phenyl sulfone	c	-345.4			
Methylphosphonic acid	c	-1054			
(±)-2-Methylpiperidine	lq	-124.9			
2-Methylpropanal	lq	-247.4			
	g	-215.8			
<i>N</i> -Methylpropanamide	lq				179
2-Methylpropanamine	lq	-132.6			183.2
2-Methylpropane	g	-134.2	-20.9	294.6	130.5 ⁻¹²
2-Methyl-1,2-propanediamine	lq	-133.9			
2-Methyl-1,2-propanediol	lq	-539.7			
2-Methylpropanenitrile	lq	-13.8			
2-Methyl-1-propanethiol	g	-97.3	5.6	362.9	118.3
2-Methyl-2-propanethiol	g	-109.6	0.7	338.0	121.0
2-Methylpropanoic acid	lq				173
2-Methyl-1-propanol	lq	-334.7		214.7	181.2
	g	-283.9	-167.35	359.0	111.3
2-Methyl-2-propanol	lq	-359.2		193.3	219.8
	g	-312.5	-177.7	326.7	113.6
2-Methylpropene	g	-16.9	58.1	293.6	89.1
2-Methylpropenoic acid	lq				161.1
1-Methyl-2-propylbenzene	lq	-72.5			
1-Methyl-3-propylbenzene	lq	-76.2			
1-Methyl-4-propylbenzene	lq	-75.1			
(2-Methylpropyl)benzene	lq	-69.8			240.6
Methyl propyl ether	lq	-266.0		262.9	165.4
	g	-238.2	-109.9	349.5	112.5
Methyl propyl sulfide	g	-82.3	18.4	371.7	117.4
2-Methylpyridine	lq	56.7	166.5	217.9	158.4
	g	99.2	177.1	325.0	100.0
3-Methylpyridine	lq	61.9	214.0	216.3	158.7
	g	106.4	184.3	325.0	99.6
4-Methylpyridine	lq	59.2		209.1	159.0
1-Methyl-1 <i>H</i> -pyrrole	lq	62.4			

TABLE 6.1 Enthalpies and Gibbs Energies of Formation, Entropies, and Heat Capacities of Organic Compounds (*Continued*)

Substance	Physical State	$\Delta_f H^\circ$ kJ·mol ⁻¹	$\Delta_f G^\circ$ kJ·mol ⁻¹	S° J·deg ⁻¹ ·mol ⁻¹	C_p° J·deg ⁻¹ ·mol ⁻¹
2-Methyl-1 <i>H</i> -pyrrole	lq	23.3			
3-Methyl-1 <i>H</i> -pyrrole	lq	20.5			
<i>N</i> -Methylpyrrolidone	lq	-262.2			307.8
2-Methylquinoline	c	164.4			
Methyl salicylate	lq	-531.8			249.0
Methylsilane	g			256.5	65.9
α -Methylstyrene	g	113.0	208.5	383.7	145.2
<i>cis</i> -(β)-Methylstyrene	g	121.3	216.9	383.7	145.2
<i>trans</i> -(β)-Methylstyrene	g	117.2	213.7	380.3	146.0
Methylsuccinic acid	c	-958.2			
Methylsuccinic anhydride	lq	-617.6			
Methyl tetradecanoate	lq	-743.9			
2-Methylthiacyclopentane	g	-63.3			
4-Methylthiazole	lq	68.0			
Methylthiirane	g	45.8			
2-Methylthiophene	lq	44.6			149.8
	g	83.5	122.9	320.6	95.4
3-Methylthiophene	lq	43.1			
	g	82.6	121.8	321.3	94.9
Methyl <i>p</i> -tolyl sulfone	c	-372.8			
5-Methyluracil	c	-462.8			
Methylurea	c	-332.8			
Morphine monohydrate	c	-711.7			
Morpholine	lq				164.8
Murexide	c	-1212.1			
Naphthalene	c	77.9	201.6	167.4	165.7
	g	150.6	224.1	333.1	131.9
1-Naphthaleneacetic acid	c	-359.2			
2-Naphthaleneacetic acid	c	-371.9			
1-Naphthoic acid	c	333.5			
2-Naphthoic acid	c	-346.1			
1-Naphthol	c	-121.0			166.9
2-Naphthol	lq	-124.2			
1,4-Naphthoquinone	c	-183.4			
1-Naphthyl acetate	c	-288.2			
2-Naphthyl acetate	c	-304.3			
1-Naphthylamine	c	67.8			
2-Naphthylamine	c	59.7			
Nicotine	lq	39.3			
Nitrilotriacetic acid	c	-1311.9	-1307.5		
Nitroacetone	lq	-278.6			
2-Nitroaniline	c	-26.1	178.2	176.2	166.0
3-Nitroaniline	c	-38.3	174.1	176.2	158.8
4-Nitroaniline	c	-42.0	151.0	176.2	167.0
Nitrobenzene	lq	12.5	146.2	224.3	185.8
2-Nitrobenzoic acid	c	-378.5	-196.4	208.4	
3-Nitrobenzoic acid	c	-394.7	-220.5	205.0	
4-Nitrobenzoic acid	c	-392.2	-222.0	210.0	181.2
3-Nitrobiphenyl	c	65.1			
4-Nitrobiphenyl	c	40.5			
1-Nitrobutane	g	-143.9	10.1	394.5	124.9

TABLE 6.1 Enthalpies and Gibbs Energies of Formation, Entropies, and Heat Capacities of Organic Compounds (*Continued*)

Substance	Physical State	$\Delta_f H^\circ$ kJ·mol ⁻¹	$\Delta_f G^\circ$ kJ·mol ⁻¹	S° J·deg ⁻¹ ·mol ⁻¹	C_p° J·deg ⁻¹ ·mol ⁻¹
2-Nitrobutane	g	-163.6	-6.2	383.3	123.5
3-Nitro-2-butanol	lq	-390.0			
<i>N</i> -Nitrodiethylamine	lq	-106.2			
2-Nitrodiphenylamine	c	64.4			
Nitroethane	lq	-143.9			134.4
	g	-102.3	-4.9	315.4	78.2
2-Nitroethanol	lq	-350.7			
2-Nitrofuran	c	-104.1			
5-Nitrofurancarboxylic acid	c	-516.8			
1-Nitroguanidine	c	-92.4			
Nitromethane	lq	-113.1	-14.4	171.8	106.6
	g	-74.3	-6.8	275.0	57.3
(Nitromethyl)benzene	lq	-22.8			
1-Nitronaphthalene	c	42.6			
1-Nitroso-2-naphthol	c	-50.5			
2-Nitroso-1-naphthol	c	-61.8			
4-Nitroso-1-naphthol	c	-107.8			
1-Nitropropane	lq	-167.2			175.3
	g	-123.8			
2-Nitropropane	lq	-180.3			170.3
	g	-139.0			
1-Nitro-2-propanone	c	-294.7			
4-Nitrosodiphenylamine	c	213.0			
β -Nitrostyrene	c	30.5			
4-Nitrotoluene	c	-48.1			172.3
Nonadecane	g	-435.1	108.9	895.2	440.4
1-Nonadecene	g	-309.6	196.7	891.0	429.7
1-Nonanal	g	-310.3	-74.9	539.6	216.8
Nonane	lq	-274.7			284.4
	g	-228.2	24.8	505.7	211.7
1-Nonanethiol	g	-190.8	53.0	571.2	232.7
Nonanoic acid	lq	-659.7			362.4
1-Nonanol	g	-376.3	-110.5	558.6	224.3
2-Nonanone	lq	-397.2			
5-Nonanone	lq	-398.2		401.4	303.6
1-Nonene	g	-103.5	112.7	501.5	201.0
Norleucine	c	-639.1			
Octadecane	c	-567.4		480.2	485.6
	g	-414.6	100.5	856.2	417.6
Octadecanoic acid	c	-947.7			501.5
1,8-Octadecanoic acid	c	-1038.1			
1-Octadecene	g	-289.0	188.3	852.0	406.8
<i>cis</i> -9-Octadecenoic acid	lq	-743.5			577.0 ⁵⁰
<i>trans</i> -9-Octadecenoic acid	c	-910.9			
1,7-Octadiyne	lq	334.4			
Octafluorocyclobutane	lq				209.8 ⁻⁶
	g	-1542.6	-1398.8	400.4	156.2
Octafluoropropane	g	-1783.1			
Octafluorotoluene	lq	-1311.1		355.5	262.3
1-Octanal	g	-289.6	-83.3	500.7	194.0
Octanamide	c	-473.2			

TABLE 6.1 Enthalpies and Gibbs Energies of Formation, Entropies, and Heat Capacities of Organic Compounds (*Continued*)

Substance	Physical State	$\Delta_f H^\circ$ kJ·mol ⁻¹	$\Delta_f G^\circ$ kJ·mol ⁻¹	S° J·deg ⁻¹ ·mol ⁻¹	C_p° J·deg ⁻¹ ·mol ⁻¹
Octane	lq	-250.1			254.6
	g	-208.6	16.4	466.7	188.9
1-Octanenitrile	lq	-107.3			
1-Octanethiol	g	-44.9	44.6	582.2	209.8
Octanoic acid	lq	-636.0			297.9
1-Octanol	lq	-426.5	-143.1	377.4	305.1
2-Octanol	lq				330.1
2-Octanone	lq	-384.5	-140.3	373.8	273.3
1-Octene	lq	-121.8			241.0
	g	-81.4	104.2	462.5	178.1
<i>cis</i> -2-Octene	lq	-135.7			239.0
<i>trans</i> -2-Octene	lq	-135.7			239.0
1-Octyne	g	82.4	235.4	496.6	174.0
(±)-Ornithine	c	-652.7			
Oxalic acid	c	-821.7	-697.9	109.8	91.0
Oxalic acid dihydrate	c	-1492.0			
Oxaloyl dichloride	lq	-367.6			
Oxaloyl dihydrazide	c	-295.2			
Oxamic acid	c	-661.2			
Oxamide	c	-504.4	-342.7	118.0	
Oxazole	g	-5.5			
2-Oxetanone	lq	-329.9		175.3	122.1
Oxindole	c	-172.4			
2-Oxohexamethyleneimine	c	-329.4	-95.1	168.6	156.8
Oxomethyl (HCO)	g	43.1	28.0	224.7	34.6
2-Oxo-1,5-pentanedioic acid	c	-1026.2			
4-Oxopentanoic acid	c	-697.1			
2-Oxopropanoic acid	lq	-584.5	-463.4	179.5	
8-Oxypurine	c	-64.4			
Papaverine	c	-502.3			
Paraformaldehyde	c	-177.6			
Paraldehyde	lq	-687.0			
Pentachloroethane	lq	-187.6			173.8
	g	-142.0	-70.3	381.5	118.1
Pentachlorofluoroethane	g	-317.2	-234.0	391.8	
Pentachlorophenol	c	-292.4	-144.1	251.9	202.0
Pentacyclo[4.2.0.0 ^{2,5} .0 ^{3,8} .0 ^{4,7}]- octane	c	541.8			
Pentadecane	g	-352.8	75.2	739.4	349.0
Pentadecanoic acid	c	-861.7			443.3
1-Pentadecene	g	-227.2	163.1	735.2	338.2
1-Pentadecyne	g	-61.8	293.9	719.3	33.41
1,2-Pentadiene	g	140.7	210.4	333.5	105.4
<i>cis</i> -1,3-Pentadiene	g	81.5	145.8	324.3	94.6
<i>trans</i> -1,3-Pentadiene	g	76.5	146.73	319.7	103.3
1,4-Pentadiene	g	105.7	170.3	333.5	105.0
2,3-Pentadiene	g	133.1	205.9	324.7	101.3
Pentaerythritol	c	-920.6	-613.8	198.1	190.4
Pentaerythritol tetranitrate	c	-538.6			
Pentafluorobenzoic acid	c	-1239.6			
Pentafluoroethane	g	-1104.6	-1029.3	333.7	95.7

TABLE 6.1 Enthalpies and Gibbs Energies of Formation, Entropies, and Heat Capacities of Organic Compounds (*Continued*)

Substance	Physical State	$\Delta_f H^\circ$ kJ·mol ⁻¹	$\Delta_f G^\circ$ kJ·mol ⁻¹	S° J·deg ⁻¹ ·mol ⁻¹	C_p° J·deg ⁻¹ ·mol ⁻¹
Pentafluorophenol	c	-1024.1			
2,3,4,5,6-Pentafluorotoluene	lq	-883.8		306.4	225.8
Pentamethylbenzene	c	-133.6			
	g	-74.5	123.3	443.9	216.5
Pentamethylbenzoic acid	c	-536.1			
Pentanal	g	-228.5	-108.3	383.0	125.4
Pentanamide	c	-379.5			
1-Pentanamine	lq				218.0
Pentane	lq	-173.5	-9.3	262.7	167.2
	g	-146.9	-8.4	349.0	120.2
1,5-Pentanediol	lq	-531.5			321.3
2,4-Pentanedione	lq	-423.8			208.2
	g	-380.6		397.9	120.1
1,5-Pentanedithiol	g	-71.0			
Pentanenitrile	lq	-33.1			180
1-Pentanethiol	lq	-151.3			
Pentanoic acid	lq	-559.4		259.8	210.3
	g	-491.9	-357.2	439.8	
1-Pentanol	lq	-351.6			208.1
	g	-294.7	-146.0	402.5	133.1
2-Pentanol	lq	-365.2			
	g	-311.0			
3-Pentanol	lq	-368.9			239.7
	g	-311.4	-158.2	382.0	
2-Pentanone	lq	-297.3			184.1
	g	-259.0	-137.1	376.2	121.0
3-Pentanone	lq	-296.5		266.0	190.9
1-Pentene	lq	-46.0		262.6	154.0
	g	-21.2	79.1	345.8	109.6
<i>cis</i> -2-Pentene	lq	-53.7		258.6	151.7
	g	-27.6	71.8	346.3	101.8
<i>trans</i> -2-Pentene	lq	-58.2		256.5	157.0
	g	-31.9	69.9	340.4	108.5
<i>cis</i> -2-Pentenenitrile	lq	71.8			
<i>trans</i> -2-Pentenenitrile	lq	74.9			
<i>trans</i> -3-Pentenenitrile	lq	80.9			
2-Pentenoic acid	lq	-446.4			
3-Pentenoic acid	lq	-434.8			
4-Pentenoic acid	lq	-430.6			
<i>cis</i> -3-Penten-1-yne	lq	226.5			
<i>trans</i> -3-Penten-1-yne	lq	228.2			
Pentyl acetate	lq				261.0
1-Pentyne	g	144.4	210.3	329.8	106.7
2-Pentyne	g	128.9	194.2	331.8	98.7
Perfluoropiperidine	lq	-2020.5	-1768.5	393.4	296.8
Perylene	c	182.8			
α -Phellandrene	lq	41.3			
Phenanthrene	c	116.2	268.3	215.1	220.6
9,10-Phenanthrene-dione	c	-154.7			
Phenazine	c	237.0			
Phenol	c	-165.1	-50.4	144.0	127.4

TABLE 6.1 Enthalpies and Gibbs Energies of Formation, Entropies, and Heat Capacities of Organic Compounds (*Continued*)

Substance	Physical State	$\Delta_f H^\circ$ kJ·mol ⁻¹	$\Delta_f G^\circ$ kJ·mol ⁻¹	S° J·deg ⁻¹ ·mol ⁻¹	C_p° J·deg ⁻¹ ·mol ⁻¹
	lq				199.8 ⁴¹
	g	-96.4	-32.9	315.6	103.6
Phenoxyacetic acid	c	-513.8			
Phenyl acetate	lq	-334.9			
Phenylacetic acid	c	-398.7			
Phenylacetylene	g	327.3	363.5	321.7	114.9
(±)-3-Phenyl-2-alanine	c	-466.9	-211.7	213.6	203.0
Phenyl benzoate	c	-241.0			
Phenylboron dichloride	lq	-299.4			
1-Phenylcyclohexene	lq	-16.8			
Phenylcyclopropane	lq	100.3			
N-Phenyldiacetamide	c	-362.5			
1,3-Phenylenediamine	c	-7.8		154.5	159.6
Phenyl formate	lq	-268.7			
N-Phenylglycine	c	-402.5			
(±)-2-Phenylglycine	c	-431.8			
Phenylhydrazine	lq	141.0			217.0
Phenyl 2-hydroxybenzoate	c	-436.6			
Phenylmethanethiol	lq	43.5			
Phenylmethyl acetate	lq				148.5
N-Phenyl-2-naphthylamine	c	159.8			
1-Phenyl-1-propanone	lq	-167.2			
1-Phenyl-2-propanone	lq	-151.9			
1-Phenylpyrrole	c	154.3			
2-Phenylpyrrole	c	139.2			
Phenylsuccinic acid	c	-841.0			
S-Phenyl thioacetate	lq	-122.0			
Phenyl vinyl ether	lq	-26.2			
Phosgene	g	-220.9	-206.8	283.8	57.7
Phthalamide	c	-433.1			
1,2-Phthalic acid	c	-782.0	-591.6	207.9	188.3
1,3-Phthalic acid	c	-803.0			
1,4-Phthalic acid	c	-816.1			
Phthalic anhydride	c	-460.1	-331.0	180.0	160.0
Phthalonitrile	c	280.6			
Picric acid	c	-214.4			
α-Pinene	lq	-16.4			
β-Pinene	lq	-7.7			
Piperazine	c	-45.6	240.2	85.8	
2,5-Piperazinedione	c	-446.5			
Piperidine	lq	-86.4		210.0	179.9
2-Piperidone	c	-306.6	-112.1	164.9	(lq 307.8)
L-Proline	c	515.2			
Propadiene	g	190.5	202.4	243.9	59.0
Propanal	lq	-215.3			137.2
	g	-185.6	-130.5	304.5	80.7
Propanamide	c	-338.2			
Propane	lq				98.3 ⁻⁴³
	g	-103.8	-23.4	270.2	73.6
Propanediamide	c	-546.1			
(±)-1,2-Propanediamine	lq	-97.8			

TABLE 6.1 Enthalpies and Gibbs Energies of Formation, Entropies, and Heat Capacities of Organic Compounds (*Continued*)

Substance	Physical State	$\Delta_f H^\circ$ kJ·mol ⁻¹	$\Delta_f G^\circ$ kJ·mol ⁻¹	S° J·deg ⁻¹ ·mol ⁻¹	C_p° J·deg ⁻¹ ·mol ⁻¹
1,2-Propanediol	lq	-485.7			190.8
1,3-Propanediol	lq	-464.9			
1,2-Propanedione	lq	-309.1			
Propanedinitrile	lq	186.4			
1,2-Propanedithiol	lq	-79.4			
1,3-Propanedithiol	lq	-79.4			
Propanenitrile	lq	15.5	89.2	189.3	119.3
1-Propanethiol	lq	-99.9		242.5	144.6
	g	-67.9	2.2	336.4	94.8
2-Propanethiol	lq	-105.0		233.5	145.3
	g	-76.2	-2.6	324.3	96.0
1,2,3-Propanetriol tris(acetate)	lq	-1330.8		458.3	384.7
Propanoic acid	lq	-510.7	-383.5	191.0	152.8
Propanoic anhydride	lq	-679.1	-475.6		235.0
1-Propanol	lq	-302.6	-170.6	193.6	143.7
	g	-255.1	-161.8	322.7	85.6
2-Propanol	lq	-318.1	-180.3	181.1	155.0
	g	-272.6	-173.4	309.2	89.3
2-Propenal	g	-85.8	-64.6		
Propene	g	20.0	62.8	266.6	64.3
<i>trans</i> -1-Propene-1,2-dicarboxylic acid	c	-824.4			
2-Propenenitrile	lq	147.1			108.8
	g	180.6	195.4	274.1	63.8
<i>cis</i> -1,2,3-Propenetri-carboxylic acid	c	-1224.7			
<i>trans</i> -1,2,3-Propenetri-carboxylic acid	c	-1233.0			
2-Propenoic acid	lq	-383.8			145.7
	g	-336.5	-286.3	315.2	77.8
2-Propen-1-ol	lq	-171.8			138.9
	g	-124.5	-71.3	307.6	76.0
2-Propenyl acetate	lq	-386.2			184.1
<i>cis</i> -1-Propenylbenzene	g	121.3	216.9	383.7	145.2
<i>trans</i> -1-Propenylbenzene	g	117.2	213.7	380.3	146.0
2-Propenylbenzene	lq	88.0			
Propyl acetate	lq				196.2
Propylamine	lq	-101.5			162.5
	g	-70.2	39.8	325.1	91.2
Propylbenzene	lq	-38.3		287.8	214.7
	g	7.9	137.2	400.7	152.3
Propylcarbamate	c	-552.6			
Propylchloroacetate	lq	-515.6			
Propylchlorocarbonate	g	-492.7			
Propylcyclohexane	lq	-237.4		311.9	242.0
	g	-192.5	47.3	419.5	184.2
Propylcyclopentane	lq	-188.8		310.8	216.8
	g	-147.1	52.6	417.3	154.6
Propylene carbonate	lq	-613.2			218.6
Propylene oxide	lq	-123.0		196.5	120.4
	g	-94.7	-25.8	286.9	72.6

TABLE 6.1 Enthalpies and Gibbs Energies of Formation, Entropies, and Heat Capacities of Organic Compounds (*Continued*)

Substance	Physical State	$\Delta_f H^\circ$ kJ·mol ⁻¹	$\Delta_f G^\circ$ kJ·mol ⁻¹	S° J·deg ⁻¹ ·mol ⁻¹	C_p° J·deg ⁻¹ ·mol ⁻¹
Propyl formate	lq	-500.3			171.4
Propyl nitrate	g	-173.9	-27.3	385.4	121.3
S-Propyl thioacetate	lq	-294.1			
Propyl trichloroacetate	lq	-513.0			
Propyl vinyl ether	lq	-190.9			
2-Propynyl-1-amine	lq	205.7			
Propyne	g	184.9	194.4	248.1	60.7
2-Propynoic acid	lq	-193.2			
1 <i>H</i> -Purine	c	169.4			
Pyrazine	c	139.8			
1 <i>H</i> -Pyrazole	c	116.0			
	lq	105.4			
Pyrene	c	125.5		224.9	229.7
Pyridazine	lq	224.8			
Pyridine	lq	100.2	181.3	177.9	132.7
	g	140.4	190.2	282.8	78.1
3-Pyridinecarbonitrile	c	193.4			
3-Pyridinecarboxylic acid	c	-344.9			
Pyrimidine	lq	145.9			
1 <i>H</i> -Pyrrole	lq	63.1		156.4	127.7
Pyrrole-2-carboxaldehyde	c	-106.4			
Pyrrole-2-carboldoxime	c	12.1			
Pyrrolidine	lq	-41.0		204.1	156.6
	g	-3.6	114.7	309.5	81.1
(±)-2-Pyrrolidinecarboxylic acid	c	-524.2			
2-Pyrrolidone	c	-286.2			164.4
Quinhydrone	c	-82.8	-323.0	325.9	277.0
Quinidine	c	-160.3			
Quinine	c	-155.2			
Quinoline	lq	141.2	275.7	217.2	194.9
Raffinose	c	-3184			
L-(+)-Rhamnose	c	-1073.2			
D-(-)-Ribose	c	-1047.2			
Salicylaldehyde	lq	-279.9			222 ¹⁸
Salicylaldoxime	c	-183.7			
Salicylic acid	c	-589.5	-418.1	178.2	
Semicarbazide std. state	aq	-166.9	-40.6	297.9	
(-)-Serine	c	-732.7			
(±)-Serine	c	-739.0			
L-(-)-Sorbose	c	-1271.5	-908.4	220.9	
5,5'-Spirobis(1,3-dioxane)	c	-702.1			
Spiro[2.2]pentane	lq	157.5		193.7	134.5
	g	185.2	265.3	282.2	88.1
<i>cis</i> -Stilbene	lq	183.3			
<i>trans</i> -Stilbene	c	136.9	317.6	251.0	
(-)-Strychnine	c	-171.5			
Styrene	lq	103.8	202.4	237.6	182.0
	g	147.9	213.8	345.1	122.1
Succinic acid	c	-940.5	-747.4	167.3	153.1
Succinic acid monoamide	c	-581.2			

TABLE 6.1 Enthalpies and Gibbs Energies of Formation, Entropies, and Heat Capacities of Organic Compounds (*Continued*)

Substance	Physical State	$\Delta_f H^\circ$ kJ·mol ⁻¹	$\Delta_f G^\circ$ kJ·mol ⁻¹	S° J·deg ⁻¹ ·mol ⁻¹	C_p° J·deg ⁻¹ ·mol ⁻¹
Succinic anhydride	c	-608.6			
Succinimide	c	-459.0			
Succinonitrile	lq	139.7		191.6	145.6
(+)-Sucrose	c	-2226.1	-1544.7	360.2	
(±)-Tartaric acid	c	-1290.8			
(-)-Tartaric acid	c	-1282.4			
meso-Tartaric acid	c	-1279.9			
α-Terpinene	g	-20.5			
1,1,2,2,-Tetrabromoethane	lq				165.7
Tetrabromoethylene	g			387.1	102.7
Tetrabromomethane	c	29.4	47.7	212.5	144.3
	g	83.9	67.0	358.1	91.2
Tetrabutyltin	lq	-304.6			
Tetracene	c	158.8			
Tetrachloro-1,4-benzo-quinone	c	-288.7			
1,1,2,2,-Tetrachloro-1,2-difluoroethane	lq				178.6
	g	-489.9	-407.1	382.8	123.4
1,1,1,2-Tetrachloroethane	lq				153.8
	g	-149.4	-80.3	355.9	102.7
1,1,2,2,-Tetrachloroethane	lq	-195.0	-95.0	246.9	162.3
	g	-149.2	-85.6	362.7	100.8
Tetrachloroethylene	lq	-50.6			143.4
	g	-10.9	3.0	266.9	
Tetrachloromethane	lq	-128.2	-62.6	216.2	130.7
	g	-95.7	-53.6	309.9	83.4
1,1,1,3-Tetrachloropropane	lq	-207.8			
1,2,2,3-Tetrachloropropane	lq	-251.8			
1,1,2,2-Tetracyanocyclopropane	c	590			
Tetracyanoethylene	c	623.8			
Tetracyanomethane	c	611.6			
Tetradecane	g	-332.1	66.9	700.4	326.1
Tetradecanoic acid	c	-833.5			432.0
1-Tetradecanol	c	-629.6			388.0
1-Tetradecene	g	-206.5	154.8	696.2	315.3
Tetraethylene glycol	lq	-981.6			428.8
Tetraethylgermanium	lq	-210.5			
Tetraethyllead	lq	52.7	336.4	464.6	307.4
Tetraethylsilane	lq				298.1
Tetraethyltin	lq	-95.8			
1,1,1,2-Tetrafluoroethane	g	-895.8	-826.2	316.2	86.3
Tetrafluoroethylene	g	-658.9	-623.7	300.0	80.5
Tetrafluoromethane	g	-933.6	-888.3	261.6	61.0
2,2,3,3-Tetrafluoro-1-propanol	g	-1061.3			
Tetrahydrofuran	lq	-216.2		204.3	124.0
	g	-184.2		302.4	76.3
Tetrahydro-2-furanmethanol	lq	-435.6			181.2
1,2,3,4-Tetrahydronaphthalene	lq	-29.2			217
5,6,7,8-Tetrahydro-1-naphthol	c	-285.3			

TABLE 6.1 Enthalpies and Gibbs Energies of Formation, Entropies, and Heat Capacities of Organic Compounds (*Continued*)

Substance	Physical State	$\Delta_f H^\circ$ kJ·mol ⁻¹	$\Delta_f G^\circ$ kJ·mol ⁻¹	S° J·deg ⁻¹ ·mol ⁻¹	C_p° J·deg ⁻¹ ·mol ⁻¹
Tetrahydro-2 <i>H</i> -pyran	lq	-258.3			156.5
Tetrahydro-2 <i>H</i> -pyran-2-one	lq	-436.7			
1,2,3,6-Tetrahydropyridine	lq	33.5			
Tetrahydrothiophene	lq	-72.9			
	g	-34.1	-45.8	309.6	92.5
Tetrahydrothiophene-1,1-dioxide	lq				180 ²⁰
Tetraiodoethylene	c	305.0			
Tetraiodomethane	g	474.0	217.1	391.9	95.9
Tetramethylammonium bromide	c	-251.0			
Tetramethylammonium chloride	c	-276.4			
Tetramethylammonium iodide	c	-203.4			
1,2,3,4-Tetramethylbenzene	lq	-90.2	106.7	290.6	
1,2,3,5-Tetramethylbenzene	lq	-96.4	98.7	416.5	240.7
1,2,4,5-Tetramethylbenzene	c	-119.9	101.3	245.6	215.1
2,3,5,6-Tetramethylbenzoic acid	c	-506.1			
2,2,3,3-Tetramethylbutane	c	-269.0		273.7	239.2
	g	-225.6	22.0	389.4	192.5
1,1,2,2-Tetramethylcyclopropane	lq	-119.7			
Tetramethyllead	lq	97.9	262.8	320.1	
	g	135.9	270.7	420.5	144.0
2,2,3,3-Tetramethylpentane	lq	-278.3			271.5
2,2,3,4-Tetramethylpentane	lq	-277.7			
2,2,4,4-Tetramethylpentane	lq	-280.0			266.3
2,3,3,4-Tetramethylpentane	lq	-277.9			
Tetramethylsilane	lq	-264.0			204.1
	g	-239.1	-100.0	359.1	143.9
Tetramethylsuccinic acid	c	-1012.5			
Tetramethylthiacyclopropane	c	-83.0			
Tetramethyltin	g	-18.8			
Tetranitromethane	lq	38.4			
1,1,1,2-Tetraphenylethane	c	223.0			
1,1,2,2-Tetraphenylethane	c	216.0			
Tetraphenylethylene	c	311.5			
Tetraphenylhydrazine	c	457.9			
Tetraphenylmethane	c	247.1	574.0		
Tetraphenyltin	c	412.1			
Tetrapropylgermanium	g	-229.7			
Tetrapropyltin	lq	-211.3			
1,2,3,4-(1 <i>H</i>)-Tetrazole	c	237.0			
Theobromine	c	-361.5			
2-Thiaadamantane	c	-143.5			
Thiacyclobutane	g	60.6	107.1	285.0	68.3
Thiacycloheptane	g	-61.3	84.1	361.9	124.6
Thiacyclohexane	lq	-106.3		218.2	163.3
	g	-63.5	53.1	323.0	109.7
Thiacyclopentane	g	-33.8	46.0	309.4	90.9
Thiacyclopropane	g	82.2	96.9	255.3	53.7
Thianthrene	c	-182.5			
Thiirane	g	82.0	96.8	255.2	53.3

TABLE 6.1 Enthalpies and Gibbs Energies of Formation, Entropies, and Heat Capacities of Organic Compounds (*Continued*)

Substance	Physical State	$\Delta_f H^\circ$ kJ·mol ⁻¹	$\Delta_f G^\circ$ kJ·mol ⁻¹	S° J·deg ⁻¹ ·mol ⁻¹	C_p° J·deg ⁻¹ ·mol ⁻¹
Thiirene	g	300.0	275.8	255.3	54.7
Thioacetamide	c	-71.7			
Thioacetic acid	lq	-216.9			
	g	-175.1	-154.0	313.2	80.9
1,2-Thiocresol	lq	44.2			
Thiohydantoic acid	c	-554.8			
Thiohydantoin	c	-249.0			
2-Thiolactic acid	lq	-468.4			
Thiophene	lq	80.2	121.2	181.2	123.8
	g	115.0	126.8	278.9	72.9
Thiophenol	lq	64.1	134.0	222.8	173.2
	g	111.6	147.6	336.9	104.9
Thiosemicarbazide	c	25.1			
Thiourea	c	-89.1	21.8	115.9	
	g	22.9			
(-)-Threonine	c	-807.2			
(±)-Threonine	c	-758.8			
Thymine	c	-462.8			150.8
Thymol	c	-309.7			
Toluene	lq	12.4	113.8	221.0	157.0
	g	50.4	122.0	320.7	103.6
1 <i>H</i> -1,2,4-Triazol-3-amine	c	76.8			
2,4,6-Triamino-1,3,5-triazine	c	-72.4	184.5	149.1	
2-Triazoethanol	lq	94.6			
Tribenzylamine	c	140.6			
Tribromoacetaldehyde	lq	-130.3			
Tribromochloromethane	g	12.6	9.1	357.8	89.4
Tribromofluoromethane	g	-190.0	-193.1	345.9	84.4
Tribromomethane	lq	-28.5	8.0	220.9	130.7
	g	23.8	-5.0	330.9	71.2
Tributoxyborane	lq	-1199.6			
Tributylamine	lq	-281.6			
Tributyl phosphate	lq	-1456			
Tributylphosphine oxide	c	-460			
Trichloroacetaldehyde	lq	-234.5			151.0
2,2,2-Trichloroacetamide	c	-358.2			
Trichloroacetic acid	c	-503.3			
ionized	aq	-517.6			
Trichloroacetonitrile	g			336.6	96.1
Trichloroacetyl chloride	lq	-280.8			
Trichlorobenzoquinone	c	-269.9			
1,1,1-Trichloroethane	lq	-177.4		227.4	144.3
	g	-144.6	-76.2	323.1	93.3
1,1,2-Trichloroethane	lq	-191.5		232.6	150.9
	g	-151.2	-77.5	337.1	89.0
Trichloroethylene	lq	-43.6			124.4
	g	-9.0	19.9	324.8	80.3
Trichlorofluoromethane	lq	-301.3	-236.8	255.4	121.6
	g	-268.3	-249.3	309.7	78.0
Trichloromethane	lq	-134.5	73.7	201.7	114.2
	g	-102.7	-76.0	295.7	65.7

TABLE 6.1 Enthalpies and Gibbs Energies of Formation, Entropies, and Heat Capacities of Organic Compounds (*Continued*)

Substance	Physical State	$\Delta_f H^\circ$ kJ·mol ⁻¹	$\Delta_f G^\circ$ kJ·mol ⁻¹	S° J·deg ⁻¹ ·mol ⁻¹	C_p° J·deg ⁻¹ ·mol ⁻¹
1,2,2-Trichloropropane	g	-185.8	-97.8	382.9	112.2
1,2,3-Trichloropropane	lq	-230.6			183.6
	g	-182.9			
1,2,3-Trichloropropene	lq	-101.8			
1,1,2-Trichlorotrifluoroethane	lq	-805.8			170.1
1,1,1-Tricyanoethane	c	351.0			
Tricyanoethylene	c	439.3			
Tridecane	g	-311.5	58.5	661.5	303.2
Tridecanoic acid	c	-806.6			
1-Tridecene	g	-186.0	146.3	657.3	292.4
Triethanolamine	c	-664.2			389.0
Triethoxyborane	lq	-1047.4			
Triethoxymethane	lq	-687.3			
Triethylaluminum	lq	-236.8			
Triethylamine	lq	-127.7			219.9
	g	-92.8	110.3	405.4	160.9
Triethylaminoborane	lq	-198.6			
Triethyl arsenite	lq	-706.7			
Triethylarsine	lq	13.0			
Triethylbismuthine	lq	169.9			
Triethylborane	lq	-194.6	9.4	336.7	241.2
	g	-157.7	16.1	437.8	
Triethylenediamine	c	-14.2	239.7	157.6	
Triethylene glycol	lq	-804.2			
Triethyl phosphate	lq	-1243			
Triethylphosphine	lq	-89.1			
Triethyl phosphite	lq	-861.5			
Triethylstibine	lq	5.0			
Triethylsuccinic acid	c	-1066.5			
Triethyl thiophosphate	lq	-972.8			
Trifluoroacetic acid	lq	-1069.9			
Trifluoroacetonitrile	g	-497.9	-461.9	298.1	77.9
1,1,1-Trifluoroethane	g	-744.6	-678.3	279.9	78.2
1,1,2-Trifluoroethane	g	-730.7			
2,2,2-Trifluoroethanol	lq	-932.4			
Trifluoroethylene	g	-490.4	-469.5	292.6	69.2
Trifluoroiodoethane	g	-644.5			
Trifluoroiodomethane	g	-587.8	-572.0	307.5	70.9
Trifluoromethane	g	-695.4	-658.9	259.6	51.1
(Trifluoromethyl)benzene	g	-599.1	-511.3	372.6	130.4
1,1,1-Trifluoro-2,4-pentane- dione	lq	-1040.2			
3,3,3-Trifluoropropene	g	-614.2			
Trihexylamine	lq	-433.0			
(±)-Trihydroxyglutaric acid	c	-1490			
2,4,6-Trihydroxypyrimidine	c	-634.7			
Triiodomethane	g	251.0	178.0	356.2	75.1
Triisopropyl phosphite	lq	-980.3			
Trimethoxyborane	g	-899.1			
Trimethoxyethane	lq	-612.0			
Trimethoxymethane	lq	-570.0			

TABLE 6.1 Enthalpies and Gibbs Energies of Formation, Entropies, and Heat Capacities of Organic Compounds (*Continued*)

Substance	Physical State	$\Delta_f H^\circ$ kJ·mol ⁻¹	$\Delta_f G^\circ$ kJ·mol ⁻¹	S° J·deg ⁻¹ ·mol ⁻¹	C_p° J·deg ⁻¹ ·mol ⁻¹
Trimethylacetic acid	lq	-564.4			
Trimethylacetic anhydride	lq	-779.9			
2',4',5'-Trimethylacetophenone	lq	-252.3			
2',4',6'-Trimethylacetophenone	lq	-267.4			
Trimethylaluminum	lq	-136.4	-9.9	209.4	155.6
Trimethylamine	lq	-45.7		208.5	137.9
	g	-23.7	98.9	287.1	91.8
std. state	aq	-76.0	93.0	133.5	
Trimethylamine-aluminum chloride adduct	c	-879.1			
Trimethylamine-borane	c	-142.5	70.7	187.0	
Trimethylammonium ion, std. state	aq	-112.9	37.2	196.7	
Trimethyl arsenite	lq	-590.8			
Trimethylarsine	g	11.7			
1,2,3-Trimethylbenzene	lq	-58.5	107.5	267.8	216.4
1,2,4-Trimethylbenzene	lq	-61.8	102.3	284.2	215.0
1,3,5-Trimethylbenzene	lq	-63.4	103.9	273.6	209.3
2,3,4-Trimethylbenzoic acid	c	-486.6			
2,3,5-Trimethylbenzoic acid	c	-488.7			
2,3,6-Trimethylbenzoic acid	c	-475.7			
2,4,5-Trimethylbenzoic acid	c	-495.7			
2,4,6-Trimethylbenzoic acid	c	-477.9			
3,4,5-Trimethylbenzoic acid	c	-500.9			
2,6,6-Trimethylbicyclo-[3.1.1]-2-heptene	lq	16.4			
Trimethylbismuthine	g	192.9			
Trimethylborane	g	-124.3	-35.9	314.7	88.5
2,2,3-Trimethylbutane	g	-204.5	4.3	383.3	164.6
2,2,3-Trimethylbutane	lq	-236.5		292.2	213.5
2,3,3-Trimethyl-1-butene	lq	-117.7			
Trimethylchlorosilane	lq	-382.8	-246.4	278.2	
	g	-352.8	-243.5	369.1	
<i>cis,cis</i> -1,3,5-Trimethylcyclohexane	g	-215.4	33.9	390.4	179.6
1,1,2-Trimethylcyclopropane	lq	-96.2			
Trimethylene oxide (Oxetane)	lq	-110.8			
	g	-80.5	-9.8	273.9	
Trimethylgallium	g	-46.9			
2,3,5-Trimethylhexane	lq	-284.0			
Trimethylindium	g	170.7			
2,2,3-Trimethylpentane	lq	-256.9	9.3	327.6	188.9
	g	-220.0	17.1	425.2	
2,2,4-Trimethylpentane	lq	-259.2	6.9	328.0	239.1
	g	-224.0	13.7	423.2	
2,3,3-Trimethylpentane	lq	-253.5	10.6	334.4	245.6
	g	-216.3	18.9	431.5	
2,3,4-Trimethylpentane	lq	-255.0	10.7	329.3	247.3
2,2,4-Trimethyl-3-pentanone	lq	-381.6			
2,4,4-Trimethyl-1-pentene	lq	-145.9	86.4	306.3	

TABLE 6.1 Enthalpies and Gibbs Energies of Formation, Entropies, and Heat Capacities of Organic Compounds (*Continued*)

Substance	Physical State	$\Delta_f H^\circ$ kJ·mol ⁻¹	$\Delta_f G^\circ$ kJ·mol ⁻¹	S° J·deg ⁻¹ ·mol ⁻¹	C_p° J·deg ⁻¹ ·mol ⁻¹
2,4,4-Trimethyl-2-pentene	lq	-142.4	88.0	311.7	
Trimethylphosphine	lq	-122.2			
Trimethylphosphine oxide	c	-477.8			
Trimethyl phosphite	lq	-741.0			
Trimethylsilane	g			331.0	117.9
Trimethylsilanol	lq	-545.0			
Trimethylstibine	g	32.2			
Trimethylsuccinic acid	c	-1000.8			
Trimethylsuccinic anhydride	c	-688.3			
Trimethylthiacyclopropane	lq	-60.5			
Trimethyltin bromide	lq	-185.4			
Trimethyltin chloride	lq	-213.0			
Trimethylurea	c	-330.5			
Trinitroacetonitrile	lq	183.7			
2,4,6-Trinitroanisole	c	-157.3			
1,3,5-Trinitrobenzene	c	-37.2			
1,1,1-Trinitroethane	lq	-96.9			
Trinitroglycerol	lq	-370.9			
Trinitromethane	lq	-32.8			
	g	-0.2			
2,4,6-Trinitrophenetole	c	-204.6			
2,4,6-Trinitrophenol	c	-214.3			
2,4,6-Trinitrophenylhydrazine	c	36.8			
2,4,6-Trinitrotoluene	c	-65.5			
2,4,6-Trinitro-1,3-xylene	c	-102.5			
Trioctylamine	lq	-584.9			
1,3,6-Trioxacyclooctane	lq	-515.9			
1,3,5-Trioxane	c	-522.5		133.0	114.4
Triphenylamine	c	234.7	504.2		
Triphenylarsine	c	310.0			
Triphenylbismuthine	c	469.0			
Triphenylborane	c	48.5			
Triphenylene	c	151.8	329.2	254.7	
1,1,1-Triphenylethane	c	157.2			
1,1,2-Triphenylethane	c	130.2			
Triphenylethylene	c	233.5	514.6		
2,4,6-Triphenylimidazole	c	272			
Triphenylmethane	c	171.2	412.5	312.1	295.0
Triphenylmethanol	c	-3.4	272.8	329.3	
Triphenyl phosphate	c	-757			
Triphenylphosphine	c	232.2			
Triphenylphosphine oxide	c	-60.3			
Triphenylstibine	c	329.3			
Tripropoxyborane	lq	-1127.2			
Tripropylamine	lq	-207.2			
Tripropynylamine	lq	814.2			
Tris(acetylacetonato)-chromium	c	-1533.0			
Tris(diethylamino)phosphine	lq	-289.5			
1,1,1-Tris(hydroxymethyl)-ethane	c	-744.6			

TABLE 6.1 Enthalpies and Gibbs Energies of Formation, Entropies, and Heat Capacities of Organic Compounds (*Continued*)

Substance	Physical State	$\Delta_f H^\circ$ kJ·mol ⁻¹	$\Delta_f G^\circ$ kJ·mol ⁻¹	S° J·deg ⁻¹ ·mol ⁻¹	C_p° J·deg ⁻¹ ·mol ⁻¹
Tris(hydroxymethyl)nitro- methane	c	-735.6			
Tris(isopropoxy)borane	lq	-293.3			
Tris(trimethylsilyl)amine	c	-725.1			
(-)-Tryptophane	c	-415.3	-119.4	251.0	238.2
(-)-Tyrosine	c	-685.1	-385.7	214.0	216.4
Undecane	lq	-327.2	22.8	458.1	344.9
Undecanoic acid	c	-735.9			
1-Undecanol	lq	-504.8			
1-Undecene	g	-144.8	129.5	579.4	246.7
10-Undecenoic acid	c	-577			
Uracil	c	-429.4			120.5
Urea	c	-333.1	-196.8	104.6	93.1
	g	-245.8			
Urea nitrate	c	-564.0			
Urea oxalate	c	-1528.4			
5-Ureidohydantoin	c	-718.0	-434.0	195.1	
Uric acid	c	-618.8	-358.8	173.2	166.1
(±)-Valine	c	-628.9	-359.0	178.9	168.8
Valylphenylalanine	c	-767.8			
Vinyl acetate	g	-314.4			
Vinylbenzene	lq	103.8			
Vinylcyclohexane	lq	-88.7			
4-Vinylcyclohexene	lq	26.8			
Vinylcyclopentane	lq	-34.8			
Vinylcyclopropane	lq	122.5			
2-Vinylpyridine	lq	157.1			
Xanthine	c	-379.6	-165.9	161.1	151.3
Xanthone	c	-191.5			
1,2-Xylene	lq	-24.4	110.3	246.5	186.1
	g	19.1	122.1	352.8	133.3
1,3-Xylene	lq	-25.4	107.7	252.2	183.3
	g	17.3	118.9	357.7	127.6
1,4-Xylene	lq	-24.4	110.1	247.4	181.5
	g	18.0	121.1	352.4	126.9
Xylitol	c	-1118.5			
D-(+)-Xylose	c	-1057.8			

TABLE 6.2 Heats of Fusion, Vaporization, and Sublimation and Specific Heat at Various Temperatures of Organic Compounds*Abbreviations Used in the Table* ΔH_m , enthalpy of melting (at the melting point) in $\text{kJ} \cdot \text{mol}^{-1}$ ΔH_v , enthalpy of vaporization (at the boiling point) in $\text{kJ} \cdot \text{mol}^{-1}$ ΔH_s , enthalpy of sublimation (or vaporization at 298 K) in $\text{kJ} \cdot \text{mol}^{-1}$ C_p , specific heat (at temperature specified on the Kelvin scale) for the physical state in existence (or specified: c, lq, g) at that temperature in $\text{J} \cdot \text{K}^{-1} \cdot \text{mol}^{-1}$ ΔH_t , enthalpy of transition (at temperature specified, superscript, measured in degrees Celsius) in $\text{kJ} \cdot \text{mol}^{-1}$

Substance	ΔH_m	ΔH_v	ΔH_s	C_p			
				400 K	600 K	800 K	1000 K
Acenaphthene	21.54	54.73	86.2				
Acenaphthylene			73.0				
Acetaldehyde	3.24	25.8	25.5	66.3(g)	85.9	101.3	112.5
Acetamide	15.71	56.1	78.7				
Acetanilide		64.7	80.8				
Acetic acid	11.54	23.7	23.4	79.7	106.2	125.5	139.3
Acetic anhydride	10.5	38.2	48.3	129.1	174.1	204.6	226.4
Acetone	5.69	29.1	31.0	92.1	122.8	144.9	162.0
Acetonitrile, $\Delta H_t = 0.22^{-56}$	8.17	29.8	32.9	61.2	76.8	89.0	98.3
Acetophenone		38.8	55.9				
Acetyl bromide			33.1				
Acetyl chloride			30.1	78.9	97.0	110.0	119.7
Acetylene	3.8	17.0	21.3	50.1	58.1	63.5	68.0
Acetylene- d_2				54.8	61.9	67.4	71.8
Acetylenedicarbonitrile			28.8	94.8	106.2	114.1	119.8
Acetyl fluoride			25.1				
Acetyl iodide			38.5				
Acrylic acid	11.16	44.1	54.3	96.0	123.4	142.0	155.3
Acrylonitrile	6.23	32.6	33.5	76.8	96.7	110.6	120.8
Adamantane			59.7				
Adenine			108.8				
α -Alanine			138.1				
Allyl <i>tert</i> -butyl sulfide			44.4				
Allyl ethyl sulfone			83.7				
Allyl ethyl sulfoxide			71.6				
Allyl methyl sulfone			79.5				
Allyl trichloroacetate			52.3				
3-Aminoacetophenone	12.1						
4-Aminoacetophenone	15.9						
2-Aminobenzoic acid	20.5		104.9				
3-Aminobenzoic acid	21.8		128.0				
4-Aminobenzoic acid	20.9		116.1				
2-Aminoethanol	20.5	50.9					
Aniline	10.56	42.4	55.8	143.0	192.8	225.1	230.9
Anthracene	28.83	56.5	101.5				
9,10-Anthraquinone		88.5	112.1				
<i>cis</i> -Azobenzene	22.04		92.9				
<i>trans</i> -Azobenzene	22.6	93.8					
Azobutane			49.3				
Azomethane				93.9	123.1	145.7	162.6
Azomethane- d_6				110.7	142.8	165.2	180.6

TABLE 6.2 Heats of Fusion, Vaporization, and Sublimation and Specific Heat at Various Temperatures of Organic Compounds (*Continued*)

Substance	ΔH_m	ΔH_v	ΔH_s	C_p			
				400 K	600 K	800 K	1000 K
Azoisopropane			36.0				
Azopropane			39.9				
<i>trans</i> -Azoxybenzene	17.93						
Azulene	12.1	55.5	76.8	176.4	248.2	295.4	327.4
Benzaldehyde	9.32	42.5	49.8				
Benzamide	18.49						
1,2-Benzanthracene			123.0				
2,3-Benzanthracene			126				
1,2-Benzanthracene-9,10-dione			82.8				
Benzene	9.95	30.7	33.8	113.5(g)	160.1	190.5	211.4
Benzenecetic acid	14.49						
1,3-Benzenedicarboxylic acid			106.7				
1,4-Benzenedicarboxylic acid			98.3				
Benzenethiol	11.48	39.9	47.6				
Benzil	23.54						
Benzoic acid	18.06	50.6	91.1	138.4	196.7	234.9	260.7
Benzoic anhydride	17.2		96.4				
Benzonitrile	10.88	45.9	52.5	140.8	187.4	217.9	238.8
Benzo[<i>def</i>]phenanthrene	17.1		100.2				
Benzophenone	18.19		94.1				
1,4-Benzoquinone	18.53		62.8				
Benzo[<i>f</i>]quinoline			83.1				
Benzo[<i>h</i>]quinoline			80.8				
Benzo[<i>b</i>]thiophene, $\Delta H_t = 3.0^{-11.6}$	11.8						
Benzotrifluoride			37.6				
Benzoyl bromide			58.6				
Benzoyl chloride			54.8				
Benzoyl iodide			61.9				
4-Benzphenanthrene			106.3				
Benzyl acetate		49.4					
Benzyl alcohol	8.97	50.5	60.3				
Benzylamine			60.2				
Benzyl benzoate		53.6	77.8				
Benzyl bromide			47.3				
Benzyl chloride			51.5				
Benzyl ethyl sulfide			56.9				
Benzyl iodide			47.3				
Benzyl mercaptan			56.6				
Benzyl methyl ketone			49.0				
Benzyl methyl sulfide			53.6				
Bicyclo[1.1.0]butane			23.4				
Bicyclo[2.2.1]hepta-2,5-dione		32.9					
Bicyclo[2.2.1]heptane			40.2				
Bicyclo[4.1.0]heptane			38.0				
Bicyclo[2.2.1]-2-heptene			38.8				
Bicyclo[3.1.0]hexane			32.8				
Bicyclohexyl			58.0				
Bicyclo[2.2.2]octane			48.0				
Bicyclo[4.2.0]octane			42.0				
Bicyclo[5.1.0]octane			43.5				

TABLE 6.2 Heats of Fusion, Vaporization, and Sublimation and Specific Heat at Various Temperatures of Organic Compounds (*Continued*)

Substance	ΔH_m	ΔH_v	ΔH_s	C_p			
				400 K	600 K	800 K	1000 K
Bicyclo[2.2.2]-2-octene			43.8				
Bicyclopropyl			33.5				
Biphenyl	18.6	45.6	81.8	221.0	307.7	363.7	401.7
Biphenylene			84.3				
Bis(2-butoxyethyl) ether		55.9					
Bis(2-chloroethyl) ether	8.66	45.2					
Bis(2-ethoxyethyl) ether		49.0					
Bis(2-ethoxymethyl) ether		36.2	44.7				
Bis(2-hydroxyethyl) ether		52.3	57.3				
Bis(2-methoxyethyl) ether		43.1					
Bromobenzene	10.62	37.9	44.5	127.4	171.5	199.9	219.2
4-Bromobenzoic acid			87.9				
1-Bromobutane	6.69	32.5	36.7	136.6	180.0	211.2	234.4
(±)-2-Bromobutane	6.89	30.8	34.4	138.1	214.7	238.2	
1-Bromo-2-chloroethane		33.7	38.2				
Bromochloromethane		30.0	32.8				
1-Bromo-3-chloropropane		37.6	44.1				
1-Bromo-2-chloro-1,1,2-trifluoroethane		28.3	30.1				
Bromochloro-2,2,2-trifluoroethane		28.1	29.8				
1-Bromododecane		74.8					
Bromoethane	5.86	27.0	28.0	79.2	102.8	119.6	132.2
Bromoethylene	5.12	23.4	18.2	66.6	83.0	94.1	102.3
1-Bromoheptane			50.6			74.8	
1-Bromohexadecane			94.4				
1-Bromohexane			45.9				
Bromomethane, $\Delta H_t = 0.47^{-99.4}$	5.98	23.9	22.8	50.0	62.7	72.2	79.5
1-Bromo-2-methylpropane		31.3	34.8				
2-Bromo-2-methylpropane	1.97	29.2	31.8	146.1	190.7	220.3	241.6
$\Delta H_t = 5.7^{-64.5}$							
$\Delta H_t = 1.0^{-41.6}$							
1-Bromonaphthalene	15.16	39.3	52.5				
1-Bromooctane			55.8				
1-Bromopentane	11.46	35.0	41.3	165.6	219.0	257.5	286.0
1-Bromopropane	6.53	29.8	32.0	107.5	140.8	164.9	182.8
2-Bromopropane		28.3	30.2	110.2	144.0	167.7	185.2
3-Bromopropene		30.2	32.7				
Bromotrichloromethane	2.54						
Bromotrifluoromethane				79.3	91.3	97.5	100.9
Bromotrimethylsilane			32.6				
1,2-Butadiene	7.0	24.0	23.2	98.4	128.5	150.7	167.4
1,3-Butadiene	7.98	22.5	20.9	101.2	154.1	169.5	
1,3-Butadiyne				84.4	96.8	105.1	111.3
Butanal	11.09	31.5	34.5	126.4	165.7	195.0	216.3
Butanamide	17.6		85.9				
Butane, $\Delta H_t = 2.1^{-165.6}$	4.66	22.4	21.0	123.9	168.6	201.8	226.9
1,2-Butanediamine			46.3				
Butanedinitrile	3.7	48.5	70.0				
1,3-Butanediol		58.5	67.8				
1,4-Butanediol			76.6				
2,3-Butanediol			59.2				

TABLE 6.2 Heats of Fusion, Vaporization, and Sublimation and Specific Heat at Various Temperatures of Organic Compounds (*Continued*)

Substance	ΔH_m	ΔH_v	ΔH_s	C_p			
				400 K	600 K	800 K	1000 K
2,3-Butanedione			38.7				
1,4-Butanedithiol			55.1				
Butanenitrile	5.02	33.7	39.3	118.8	155.1	181.9	201.8
<i>meso</i> -1,2,3,4-Butanetetrol			135.1				
1,4-Butanedithiol			49.7				
1-Butanethiol	10.46	32.2	36.6	146.2	194.7	233.0	263.4
2-Butanethiol	6.5	30.6	34.0	148.0	194.2	227.2	251.1
1,2,4-Butanetriol			58.6				
Butanoic acid	11.08	41.8	40.5				
Butanoic anhydride			50.0				
1-Butanol	9.28	43.3	52.3	137.2	183.7	218.0	243.8
2-Butanol		40.8	49.7	141.0	187.1	220.4	245.3
2-Butanone	8.44	31.3	34.8	124.7	163.6	192.8	214.8
<i>trans</i> -2-Butenal			34.5				
1-Butene	3.9	22.1	20.2	109.0	147.1	174.9	195.9
<i>cis</i> -2-Butene	7.58	23.3	22.2	101.8	141.4	171.0	193.1
<i>trans</i> -2-Butene	9.8	22.7	21.4	108.9	145.6	184.9	194.9
<i>cis</i> -2-Butenedinitrile			72.0				
<i>cis</i> -2-Butenedioic acid			110.0				
<i>trans</i> -2-Butenedioic acid			136.3				
<i>cis</i> -2-Butene-1,4-diol		66.1					
<i>trans</i> -2-Butene-1,4-diol		69.0					
<i>cis</i> -2-Butenenitrile			38.9				
<i>trans</i> -2-Butenenitrile			40.0				
3-Butenenitrile			40.0				
<i>cis</i> -2-Butenoic acid	12.57						
<i>trans</i> -2-Butenoic acid	12.98						
<i>cis</i> -2-Buten-1-ol		46.4					
1-Buten-3-yne				89.0	111.6	127.2	138.7
2-Butoxyethanol			56.6				
1- <i>tert</i> -Butoxy-2-ethoxyethane			50.9				
2-(2-Butoxyethoxy)ethanol		28.0					
2-Butoxyethyl acetate			59.5				
1- <i>tert</i> -Butoxy-2-methoxyethane		38.5	47.8				
<i>N</i> -Butylacetamide			76.1				
Butyl acetate		36.3	43.9				
<i>tert</i> -Butyl acetate		33.1	38.0				
Butylamine		31.8	35.7	148.3	197.9	234.4	261.7
<i>sec</i> -Butylamine		29.9	32.8	148.1	199.0	236.1	261.7
<i>tert</i> -Butylamine	0.88	28.3	29.6	152.6	204.5	240.5	266.9
Butylbenzene	11.22	38.9	51.4	229.1	314.6	373.9	416.3
<i>sec</i> -Butylbenzene	9.83	38.0	48.0				
<i>tert</i> -Butylbenzene	8.39	37.6	47.7				
<i>sec</i> -Butyl butanoate			47.3				
Butyl chloroacetate			51.0				
Butyl 2-chlorobutanoate			52.7				
Butyl 3-chlorobutanoate			53.1				
Butyl 4-chlorobutanoate			54.4				
Butyl 2-chloropropanoate			54.4				
Butyl 3-chlorobutanoate			55.4				

TABLE 6.2 Heats of Fusion, Vaporization, and Sublimation and Specific Heat at Various Temperatures of Organic Compounds (*Continued*)

Substance	ΔH_m	ΔH_v	ΔH_s	C_p			
				400 K	600 K	800 K	1000 K
Butyl crotonate			51.9				
<i>sec</i> -Butyl crotonate			49.4				
Butylcyclohexane	14.16	38.5	49.4	276.1	289.5	469.9	525.9
Butylcyclopentane	11.3	36.2	45.9	241.7	336.3	407.3	480.3
<i>N</i> -Butyldiacetamide			64.4				
Butyl dichloroacetate			52.3				
Butylethylamine		34.0	40.2				
Butyl ethyl ether		31.6	36.3				
Butyl ethyl sulfide	12.4	37.0	44.5	202.4	271.8	325.3	367.2
<i>tert</i> -Butyl ethyl sulfide	7.1	33.5	39.3				
Butyl formate		36.6	41.1				
<i>tert</i> -Butyl hydroperoxide			47.7				
Butylisopropylamine		34.5	42.1				
Butyllithium			107.1				
Butyl methyl ether		29.6	32.4				
<i>sec</i> -Butyl methyl ether		28.1	30.2				
<i>tert</i> -Butyl methyl ether		27.9	29.8				
Butyl methyl sulfide	12.5	34.5	40.5	174.6	233.0	278.4	314.1
<i>tert</i> -Butyl methyl sulfide	8.4	31.5	35.8				
Butyl methyl sulfone			76.2				
<i>tert</i> -Butyl methyl sulfone			82.4				
Butyl octadecanoate	56.90						
<i>tert</i> -Butyl peroxide			31.8				
Butyl propyl ether		33.7	40.2				
Butyl thioacetate			48.1				
Butyl trichloroacetate			53.6				
Butyl vinyl ether		31.6	36.2				
1-Butyne	6.0	24.5	23.3	99.9	129.0	150.4	166.7
2-Butyne	9.23	26.5	26.6	94.6	124.2	147.0	164.4
2-Butynedinitrile			28.8				
4-Butyrolactone	9.57	52.2					
Butyrophenone			60.7				
(+)-Camphor	6.84	59.5					
9 <i>H</i> -Carbazole	26.9		84.5				
Chloroacetic acid	12.28		75.3				
Chloroacetyl chloride			38.9				
2-Chloroaniline	11.88	44.4	56.8				
2-Chlorobenzaldehyde			53.1				
Chlorobenzene	9.61	35.2	41.0	128.1	172.2	200.4	219.6
2-Chlorobenzoic acid	25.73		79.5				
3-Chlorobenzoic acid			82.0				
4-Chlorobenzoic acid			87.9				
Chloro-1,4-benzoquinone			69.0				
1-Chlorobutane		30.4	33.5	135.1	179.0	210.5	234.0
2-Chlorobutane		29.2	31.5	136.1	180.7	212.7	236.8
Chlorocyclohexane			43.5				
1-Chloro-1,1-difluoroethane	2.69	22.4					
Chlorodifluoromethane	4.12	20.2		65.4	78.9	87.2	92.4
2-Chloro-1,4-dihydroxybenzene			69.0				
Chlorodimethylsilane		26.2					

TABLE 6.2 Heats of Fusion, Vaporization, and Sublimation and Specific Heat at Various Temperatures of Organic Compounds (*Continued*)

Substance	ΔH_m	ΔH_v	ΔH_s	C_p			
				400 K	600 K	800 K	1000 K
Chlorodiphenylsilane			69.5				
1-Chloro-2,3-epoxypropane		33.1	40.6				
Chloroethane	4.45	24.7		77.6	101.6	118.8	131.7
2-Chloroethanol		41.4					
1-Chloro-2-ethylbenzene			47.3				
1-Chloro-4-ethylbenzene			48.1				
Chloroethylene	4.75	20.8		65.0	82.1	93.5	101.9
2-Chloroethyl vinyl ether		38.2					
Chloroethyne				60.2	66.8	71.0	74.3
1-Chloroheptane			47.7				
1-Chlorohexane		35.7	42.8				
Chlorohydroquinone			69.0				
Chloromethane	6.43	21.4	18.9	48.2	61.3	71.3	78.9
1-Chloro-2-methylbenzene	8.37	37.5					
1-Chloro-3-methylbenzene	10.46						
1-Chloro-4-methylbenzene		38.7					
1-Chloro-3-methylbutane		32.0	36.2				
1-Chloro-2-methylpropane		29.2	31.7	136.1	180.7	212.7	236.8
2-Chloro-2-methylpropane	2.09	27.6	29.0	142.3	184.9	215.5	238.5
$\Delta H_f = 1.7^{--90.1}$							
$\Delta H_f = 5.8^{--53.6}$							
1-Chloronaphthalene	12.90	52.1	65.3				
2-Chloronaphthalene			82.0				
1-Chloro-3-nitrobenzene	19.37						
1-Chloro-4-nitrobenzene	20.77						
1-Chlorooctane			52.4				
Chloropentafluoroacetone			25.3				
Chloropentafluorobenzene		34.8	41.1				
Chloropentafluoroethane	1.88	19.4					
1-Chloropentane		33.2	38.2	164.2	218.0	256.8	285.6
2-Chloropentane		31.8	36.0				
2-Chlorophenol	12.52						
3-Chlorophenol	14.91		53.1				
4-Chlorophenol	14.07		51.9				
1-Chloropropane	5.54	27.2	28.4	106.1	139.9	164.2	182.4
2-Chloropropane	7.39	26.3	26.9	108.7	143.1	167.1	184.8
3-Chloro-1-propene		29.0	28.2	92.6	111.0	137.8	151.9
Chlorotrifluoroethylene	5.6	20.8					
Chlorotrifluoromethane		15.8		77.5	90.3	96.9	100.5
Chlorotrimethylsilane		27.6	30.1				
Chlorotrinitromethane			45.4				
Chrysene	26.15		124.5				
Coronene	19.2						
1,2-Cresol	13.94	45.2	76.0	166.3	220.8	257.5	287.9
1,3-Cresol	9.41	47.4	61.7	162.1	218.7	256.4	286.6
1,4-Cresol	11.89	47.5	73.9	161.7	218.0	255.7	286.5
Cubane			80.3				
Cyanamide	8.76	68.6					
Cyanogen	8.1	23.3	19.7	61.9(g)	68.2	72.9	76.4
Cyclobutane, $\Delta H_f = 5.8^{--126.8}$	1.1	24.2	23.5	100.0	145.4	177.5	200.7

TABLE 6.2 Heats of Fusion, Vaporization, and Sublimation and Specific Heat at Various Temperatures of Organic Compounds (*Continued*)

Substance	ΔH_m	ΔH_v	ΔH_s	C_p			
				400 K	600 K	800 K	1000 K
Cyclobutanecarbonitrile		36.9	44.3				
Cyclobutanenitrile			40.0				
Cyclobutene				90.3	126.8	151.7	169.6
Cyclobutylamine			35.6				
Cyclododecane			76.4				
Cycloheptane	1.88	33.2	38.5	175.0	261.2	322.3	365.7
$\Delta H_f = 5.0^{-138.4}$							
$\Delta H_f = 0.3^{-75.0}$							
$\Delta H_f = 0.5^{-60.8}$							
Cycloheptanone			51.9				
1,3,5-Cycloheptatriene	1.2	38.7		155.4	209.5	245.1	270.2
$\Delta H_f = 2.4^{-119.2}$							
Cyclohexane	2.63	30.0	33.0	149.9	225.2	279.3	317.2
$\Delta H_f = 6.7^{-87}$							
Cyclohexanecarbonitrile			51.9				
Cyclohexanethiol		37.1	44.6				
Cyclohexanol	1.76	45.5	62.0	172.1	248.1	302.0	339.5
$\Delta H_f = 8.2^{-9.7}$							
Cyclohexanone		40.3	45.1	150.6	221.3	272.0	305.4
Cyclohexene	3.29	30.5	33.5	144.9	206.9	248.9	278.7
$\Delta H_f = 4.3^{-134.4}$							
1-Cyclohexenecarbonitrile			53.5				
Cyclohexylamine		36.1	43.7				
Cyclohexylbenzene	15.30		59.9				
Cyclohexylcyclohexane		51.9	58.0				
<i>cis</i> , <i>cis</i> -1,5-Cyclooctadiene			43.4				
Cyclooctane	2.41	35.9	43.3	200.1	297.1	365.3	414.3
$\Delta H_f = 6.3^{-106.7}$							
$\Delta H_f = 0.5^{-89.4}$							
Cyclooctanone			54.4				
1,3,5,7-Cyclooctatetraene	11.3	36.4	43.1	160.9	220.8	260.4	288.2
Cyclooctene			47.0				
Cyclopentadiene			28.4				
Cyclopentane	0.61	27.3	28.5	118.7	178.1	220.1	250.4
$\Delta H_f = 4.8^{-150.8}$							
$\Delta H_f = 0.3^{-135.1}$							
Cyclopentanecarbonitrile			43.4				
1-Cyclopentenecarbonitrile			45.0				
Cyclopentanethiol	7.8	35.3	41.4	144.5	203.6	245.2	275.5
Cyclopentanol			57.6				
Cyclopentanone		36.4	42.7				
Cyclopentene	3.36		28.1	104.9	155.6	191.5	217.3
$\Delta H_f = 0.5^{-186.1}$							
Cyclopentylamine	8.31		40.2				
Cyclopropane	5.44	20.1	16.9	76.6	109.4	140.5	148.1
Cyclopropanecarbonitrile		35.6	41.9				
Cyclopropylamine	13.18		31.3				
Cyclopropylbenzene			50.2				
Cyclopropyl methyl ketone		34.1	38.4				
Decafluorobutane		22.9					

TABLE 6.2 Heats of Fusion, Vaporization, and Sublimation and Specific Heat at Various Temperatures of Organic Compounds (*Continued*)

Substance	ΔH_m	ΔH_v	ΔH_s	C_p			
				400 K	600 K	800 K	1000 K
<i>cis</i> -Decahydronaphthalene $\Delta H_f = 2.1^{57.1}$	9.49	41.0	50.2	237.0	352.0	432.5	489.5
<i>trans</i> -Decahydronaphthalene	14.41	40.2	43.5	237.6	352.3	432.6	489.2
Decanal				300.4	400.4	472.8	525.9
Decane	28.78	38.8	51.4	298.1	403.2	480.8	536.4
Decanedioic acid	40.8		160.7				
Decanenitrile			66.8				
1-Decanethiol	31.0	46.4	65.5	320.6	429.4	510.9	573.1
Decanoic acid	28.02		118.8				
1-Decanol	37.7	49.8	81.5	187.2	418.2	495.9	553.3
1-Decene	21.10	38.7	50.4	283.6	381.9	453.0	505.9
$\Delta H_f = 8.0^{74.8}$							
1-Decyne				274.6	363.8	428.5	476.6
Deoxybenzoin			93.3				
Dibenz[<i>de,kl</i>]anthracene			125.5				
Dibenzoyl peroxide	31.4		102.5				
Dibenzyl ether		20.2					
Dibenzyl sulfide			93.3				
Dibenzyl sulfone			125.5				
1,2-Dibromobutane			50.3	153.9	195.4	224.3	244.8
1,4-Dibromobutane			53.1				
2,3-Dibromobutane			37.7				
1,2-Dibromo-1-chloro-1,1,2-trifluoroethane		31.2	35.0				
1,2-Dibromocycloheptane			52.0				
1,2-Dibromocyclohexane			50.5				
1,2-Dibromocyclooctane			54.6				
1,2-Dibromoethane	10.84	34.8	41.7	99.7	122.3	137.8	149.8
1,2-Dibromoheptane			54.4				
Dibromomethane		32.9	37.0	63.0	74.8	82.5	88.0
1,2-Dibromopropane	8.94	35.6	41.7	124.4	157.4	179.5	195.6
1,3-Dibromopropane	13.6		47.5				
1,2-Dibromotetrafluoroethane	7.04	27.0	28.4				
1,2-Dibutoxyethane		47.8	58.8				
Dibutoxymethane			48.1				
Dibutylamine		38.4	49.5				
<i>N,N</i> -Dibutyl-1-butanamine		46.9					
Dibutyl decanedioate		92.9					
Dibutyl disulfide		46.9	64.5	286.1	376.5	442.8	493.1
Di- <i>tert</i> -butyl disulfide			54.3				
Dibutyl ether		36.5	45.0	254.3	340.1	403.8	451.3
Di- <i>sec</i> -butyl ether		34.1	40.8				
Di- <i>tert</i> -butyl ether		32.2	37.6				
Dibutylmercury			63.5				
Di- <i>tert</i> -butyl peroxide			31.8				
Dibutyl 1,2-phthalate		79.2	91.6				
Dibutyl sulfate			75.9				
Dibutyl sulfide	19.4	41.3	53.0	259.8	348.6	420.8	475.8
Di- <i>tert</i> -butyl sulfide		33.3	43.8				
Dibutyl sulfite			67.8				
Dibutyl sulfone			100.4				

TABLE 6.2 Heats of Fusion, Vaporization, and Sublimation and Specific Heat at Various Temperatures of Organic Compounds (*Continued*)

Substance	ΔH_m	ΔH_v	ΔH_s	C_p			
				400 K	600 K	800 K	1000 K
Dichloroacetyl chloride			39.3				
1,2-Dichlorobenzene	12.93	39.7	50.2	142.8	184.4	210.4	227.7
1,3-Dichlorobenzene	12.64	38.6	48.6	143.0	184.5	210.4	227.7
1,4-Dichlorobenzene	17.15	38.8	49.0	143.3	184.8	210.7	227.9
2,6-Dichlorobenzoquinone			69.9				
2,2'-Dichlorobiphenyl			96.2				
4,4'-Dichlorobiphenyl			103.8				
1,2-Dichlorobutane		33.9	39.6				
1,4-Dichlorobutane			46.4				
Dichlorodifluoromethane	4.14	20.1		82.4	93.6	99.1	100.0
Dichlorodimethylsilane			34.3				
Dichlorodiphenylsilane			69.5				
1,1-Dichloroethane	8.84	28.9	30.6	91.4	113.7	128.8	139.8
1,2-Dichloroethane	8.83	32.0	35.2	92.1	112.6	127.2	138.1
1,1-Dichloroethylene	6.51	26.1	26.5	78.7	93.9	103.4	110.0
<i>cis</i> -1,2-Dichloroethylene	7.20	30.2	31.0	77.0	93.0	102.9	109.8
<i>trans</i> -1,2-Dichloroethylene	11.98	28.9	29.3	77.7	93.2	102.9	109.8
2,2-Dichloroethyl ether			38.4				
Dichlorofluoromethane			25.2	70.2	82.4	89.6	94.2
1,2-Dichlorohexafluoropropane			26.3				
1,2-Dichlorohexane			48.2				
Dichloromethane	6.00	28.1	28.8	59.6	72.4	80.8	86.8
1,2-Dichloro-4-methylbenzene	10.68						
1,2-Dichloropentane		36.5	43.9				
1,5-Dichloropentane			50.7				
(±)-1,2-Dichloropropane	6.40	31.8	36.0	119.7	152.6	175.6	192.8
1,3-Dichloropropane		35.2	40.8	120.0	151.5	173.9	190.4
2,2-Dichloropropane		29.3	32.6	127.9	159.2	179.9	194.8
1,3-Dichloro-2-propanol			66.9				
1,2-Dichlorotetrafluoroethane	6.32	23.3					
Dicyanoacetylene			28.8				
Dicyclopentadienyliron			73.6				
Dicyclopropyl ketone			53.7				
Diethanolamine	25.10	65.2					
1,1-Diethoxyethane		36.3	43.2				
1,2-Diethoxyethane		36.3	43.2				
Diethoxymethane		31.3	35.7				
1,3-Diethoxypropane		37.2	45.9				
2,2-Diethoxypropane			31.8				
Diethylamine		29.1	31.3	143.9	197.2	235.0	263.2
1,2-Diethylbenzene	16.8	39.4	52.8	234.4	316.6	374.6	416.3
1,3-Diethylbenzene	11.0	39.4	52.5	230.2	314.6	379.7	415.8
1,4-Diethylbenzene	10.6	39.4	52.5	228.8	313.1	372.5	414.9
Diethyl carbonate		36.2	43.6				
Diethyl disulfide	9.4	37.6	45.2	171.1	218.6	251.8	276.0
Diethylene glycol diethyl ether	13.60	49.0	58.4				
Diethylene glycol dimethyl ether		36.2	44.7				
Diethylene glycol monoethyl ether		47.5					
Diethylene glycol monomethyl ether		46.6					
Diethyl ether	7.27	26.5	27.1	138.1	183.8	218.7	244.8

TABLE 6.2 Heats of Fusion, Vaporization, and Sublimation and Specific Heat at Various Temperatures of Organic Compounds (*Continued*)

Substance	ΔH_m	ΔH_v	ΔH_s	C_p			
				400 K	600 K	800 K	1000 K
Diethyl malonate		54.8					
Diethyl oxalate		42.0	63.5				
Diethyl peroxide			30.5				
3,3-Diethylpentane	10.09	34.6	42.0				
Diethyl 1,2-phthalate			88.3				
Diethyl sulfide	11.90	31.8	35.8	145.0	192.9	229.7	258.5
Diethyl sulfite			48.5				
Diethyl sulfone			86.2				
Diethyl sulfoxide			62.3				
Diethylzinc			40.2				
1,2-Difluorobenzene	11.1	32.2	36.2	137.1	181.3	209.7	229.0
1,3-Difluorobenzene	8.58	31.1	34.6	137.0	180.5	207.8	225.6
1,4-Difluorobenzene		31.8	35.5	137.4	180.1	207.8	225.7
2,2'-Difluorobiphenyl			95.0				
4,4'-Difluorobiphenyl			91.2				
1,1-Difluoroethane		21.6	19.1	83.4	107.5	124.3	136.3
1,1-Difluoroethylene				71.8	89.2	100.2	107.7
Difluoromethane				51.1	65.8	76.2	83.7
9,10-Dihydroanthracene			93.3				
Dihydro-2 <i>H</i> -pyran			32.2				
5,12-Dihydrotetracene			115.9				
2,3-Dihydrothiophene		33.2	37.7				
2,5-Dihydrothiophene		34.8	40.0				
2,4-Dihydrothiophene-1,1-dioxide			62.8				
1,4-Dihydroxybenzene	27.11		99.2				
1,2-Diiodobenzene			64.9				
1,2-Diiodoethane			65.7	96.0	116.8	131.3	141.6
Diiodomethane	44.80	42.5	51.0	65.9	76.9	83.9	89.1
Diisobutylamine			39.3				
Diisobutyl ether		34.0	40.9				
Diisobutyl sulfide			48.7				
Diisopropylamine		30.4	34.6				
Diisopropyl ether	11.03	29.1	32.1	196.2	262.0	311.3	348.0
Diisopropylmercury			53.6				
Diisopropyl sulfide	10.4	33.8	39.6	211.9	277.1	322.7	356.6
Diketene			36.8				
1,2-Dimethoxybenzene	16.04	48.2	66.9				
1,1-Dimethoxyethane			30.5				
1,2-Dimethoxyethane	12.60	32.4	36.4				
Dimethoxymethane	8.33		35.1				
2,2-Dimethoxypropane			29.4				
<i>N,N</i> -Dimethylacetamide	10.42	43.4	50.2				
Dimethylamine	5.94	26.4	25.0	87.4	118.9	142.0	159.8
Dimethylaminomethanol			50.2				
<i>N,N</i> -Dimethylaminotrimethylsilane			31.8				
<i>N,N</i> -Dimethylaniline			52.8				
1,4-Dimethylbicyclo[2.2.1]heptane		33.3	38.9				
2,3-Dimethylbicyclo[2.2.1]-2-heptane			34.9				
2,2-Dimethylbutane	0.58	26.3	27.7	182.8	251.0	298.7	333.5

TABLE 6.2 Heats of Fusion, Vaporization, and Sublimation and Specific Heat at Various Temperatures of Organic Compounds (*Continued*)

Substance	ΔH_m	ΔH_v	ΔH_s	C_p			
				400 K	600 K	800 K	1000 K
$\Delta H_f = 5.4^{-147.3}$							
$\Delta H_f = 0.3^{-132.3}$							
2,3-Dimethylbutane	0.80	27.4	29.1	181.2	247.7	314.6	331.0
$\Delta H_f = 6.5^{-137.1}$							
2,2-Dimethyl-1-butanol		42.6	56.1				
2,3-Dimethyl-1-butanol		47.3					
3,3-Dimethyl-1-butanol		46.4					
2,3-Dimethyl-2-butanol		40.4	51.0				
(±)-3,3-Dimethyl-2-butanol		43.9					
3,3-Dimethyl-2-butanone		33.4	37.9				
2,3-Dimethyl-1-butene		27.4	29.2	178.2	231.8	272.0	302.1
3,3-Dimethyl-1-butene	1.1	25.7	27.1	162.8	223.4	266.1	297.1
$\Delta H_f = 4.3^{-148.3}$							
2,3-Dimethyl-2-butene	5.46	29.6	32.5	156.8	216.7	262.7	297.7
$\Delta H_f = 3.5^{-76.3}$							
Di(3-methylbutyl) ether		35.2					
Dimethylcadmium			38.0				
1,1-Dimethylcyclohexane	2.06	32.5	37.9	212.1	310.0	379.5	427.6
$\Delta H_f = 6.0^{-120.0}$							
<i>cis</i> -1,2-Dimethylcyclohexane	1.64	33.5	39.7	213.8	309.6	377.0	424.3
$\Delta H_f = 8.3^{-100.6}$							
<i>trans</i> -1,2-Dimethylcyclohexane	10.49	33.0	38.4	217.2	312.1	378.7	425.5
<i>cis</i> -1,3-Dimethylcyclohexane	10.82	32.9	38.3	214.2	310.5	378.7	426.8
<i>trans</i> -1,3-Dimethylcyclohexane	9.86	33.4	39.2	213.8	308.8	375.7	423.0
<i>cis</i> -1,4-Dimethylcyclohexane	9.31	33.3	39.0	213.8	308.8	375.7	423.0
<i>trans</i> -1,4-Dimethylcyclohexane	12.33	32.6	37.9	215.9	312.1	378.9	425.7
1,1-Dimethylcyclopentane	1.1	30.3	33.8	182.2	262.6	318.7	359.1
$\Delta H_f = 6.5^{-126.4}$							
<i>cis</i> -1,2-Dimethylcyclopentane	1.7	31.7	35.7	182.7	262.4	317.9	358.0
$\Delta H_f = 6.7^{-131.7}$							
<i>trans</i> -1,2-Dimethylcyclopentane	7.2	30.9	34.6	182.9	262.2	317.3	357.4
<i>cis</i> -1,3-Dimethylcyclopentane	7.4	30.4	34.2	182.9	262.2	317.3	357.4
<i>trans</i> -1,3-Dimethylcyclopentane	7.3	30.8	34.5	182.9	262.2	317.3	357.4
<i>cis</i> -2,4-Dimethyl-1,3-dioxane			39.9				
4,5-Dimethyl-1,3-dioxane			42.5				
5,5-Dimethyl-1,3-dioxane			41.3				
Dimethyl disulfide	9.19	33.8	37.9	110.3	137.4	157.6	172.8
Dimethyl ether	4.94	21.5	18.5	79.6	105.3	125.7	141.4
<i>N,N</i> -Dimethylformamide	16.15	38.4	46.9				
Dimethylglyoxime			97.1				
2,2-Dimethylheptane	8.90						
2,6-Dimethyl-4-heptanone		39.9	50.9				
2,2-Dimethylhexane	6.78	32.1	37.3				
2,3-Dimethylhexane		33.2	38.8				
2,4-Dimethylhexane		32.5	37.8				
2,5-Dimethylhexane	12.95	32.5	37.9				
3,3-Dimethylhexane	6.98	32.3	37.5				
3,4-Dimethylhexane		33.2	39.0				
<i>cis</i> -2,2-Dimethyl-3-hexene			37.2				

TABLE 6.2 Heats of Fusion, Vaporization, and Sublimation and Specific Heat at Various Temperatures of Organic Compounds (*Continued*)

Substance	ΔH_m	ΔH_v	ΔH_s	C_p			
				400 K	600 K	800 K	1000 K
<i>trans</i> -2,2-Dimethyl-3-hexene			37.3				
1,1-Dimethylhydrazine	10.1	32.6	35.0				
1,2-Dimethylhydrazine		35.2	39.3				
3,5-Dimethylisoxazole			45.2				
Dimethyl maleate	14.7		44.3				
Dimethylmercury			34.6				
6,6-Dimethyl-2-methylene- bicyclo[3.1.1]heptane		40.2	46.4				
2,4-Dimethyloctane		36.5	47.1				
Dimethyl oxalate	21.07		47.4				
3,3-Dimethylhexane		30.9	33.9				
2,2-Dimethylpentane	5.86	29.2	32.4	211.0	285.9	340.7	381.6
2,3-Dimethylpentane		30.5	34.3	211.0	285.9	340.7	381.6
2,4-Dimethylpentane	6.69	29.6	32.9	211.0	285.9	340.7	381.6
3,3-Dimethylpentane	7.07	29.6	33.0	211.0	285.9	340.7	381.6
2,2-Dimethyl-3-pentanone		36.1	42.3				
2,4-Dimethyl-3-pentanone	11.18	34.6	41.5				
2,4-Dimethyl-1-pentene			33.2				
4,4-Dimethyl-1-pentene			29.0				
2,4-Dimethyl-2-pentene			34.4				
<i>cis</i> -4,4-Dimethyl-2-pentene			32.7				
<i>trans</i> -4,4-Dimethyl-2-pentene			32.7				
2,7-Dimethylphenanthrene			106.7				
4,5-Dimethylphenanthrene			104.6				
9,10-Dimethylphenanthrene			119.5				
2,3-Dimethylphenol	21.02		84.0				
2,4-Dimethylphenol		47.1	65.0				
2,5-Dimethylphenol	23.38	46.9	85.0				
2,6-Dimethylphenol	18.90	44.5	75.3				
3,4-Dimethylphenol	18.13	49.7	85.0				
3,5-Dimethylphenol	18.00	49.3	82.0				
Dimethyl 1,2-phthalate	162.7						
2,2-Dimethylpropane $\Delta H_t = 2.6^{-133.1}$	3.10	22.7	21.8	157.1	218.5	254.3	283.7
2,2-Dimethylpropanenitrile		32.4	37.3				
2,2-Dimethyl-1-propanol		9.6					
2,3-Dimethylpyridine		39.1	47.7				
2,4-Dimethylpyridine		38.5	47.5				
2,5-Dimethylpyridine			47.8				
2,6-Dimethylpyridine	10.04	37.5	45.4				
3,4-Dimethylpyridine		40.0	50.5				
3,5-Dimethylpyridine		39.5	49.5				
Dimethyl sulfate			48.5				
Dimethyl sulfide	7.99	27.0	27.7	88.4	113.0	132.2	147.2
Dimethyl sulfite			40.2				
Dimethyl sulfone			77.0				
Dimethyl sulfoxide	14.37	43.1	52.9				
2,2-Dimethylthiacyclopropane			35.8				
Dimethylzinc			29.5				
Dinitromethane			46.0				

TABLE 6.2 Heats of Fusion, Vaporization, and Sublimation and Specific Heat at Various Temperatures of Organic Compounds (*Continued*)

Substance	ΔH_m	ΔH_v	ΔH_s	C_p			
				400 K	600 K	800 K	1000 K
2,4-Dinitrophenol			104.6				
2,6-Dinitrophenol			112.1				
1,1-Dinitropropane			62.5				
1,3-Dioxane		34.4	39.1				
1,4-Dioxane	12.85	34.2	38.6	126.5	181.8	218.2	243.3
$\Delta H_f = 2.4^{-0.3}$							
1,3-Dioxolane	27.48		35.6				
Diphenylamine	17.86		89.1				
Diphenyl carbonate	23.4		90.0				
Diphenyl disulfide			95.0				
Diphenyl disulfone			161.9				
Diphenylenimine			84.5				
1,2-Diphenylethane		51.5	91.4				
1,1-Diphenylethylene			73.2				
Diphenyl ether	17.22	48.2	67.0				
6,6-Diphenylfulvene			104.6				
Diphenylmercury			112.8				
Diphenylmethane	18.2		67.5				
1,3-Diphenyl-2-propanone			89.1				
Diphenyl sulfide			67.8				
Diphenyl sulfone			106.3				
Diphenyl sulfoxide			97.1				
1,2-Dipropoxyethane			50.6				
Dipropylamine		33.5	40.0				
Dipropyl disulfide	13.8	41.9	54.1	186.2	298.3	350.2	390.0
Dipropyl ether	8.83	31.3	35.7	196.2	262.0	311.3	348.0
Dipropylmercury			55.2				
Dipropyl sulfate			66.9				
Dipropyl sulfide	12.1	36.6	44.2	201.7	272.5	328.2	372.6
Dipropyl sulfite			58.6				
Dipropyl sulfone			79.9				
Dipropyl sulfoxide			74.5				
Divinyl ether			26.2				
Divinyl sulfone			56.5				
Dodecane	36.55	44.5	61.5	356.2	481.3	572.2	656.5
Dodecanedioic acid			153.1				
Dodecanenitrile			76.1				
Dodecanoic acid	36.64		132.6				
Dodecanol	31.4	63.5	92.0				
1-Dodecene	17.42	44.0	60.8	341.8	460.0	545.6	608.8
$\Delta H_f = 4.6^{-60.2}$							
1,2-Epoxybutane		30.3					
1,2-Epoxypropane		21.6					
Ergosterol			118.4				
Ethane	2.86	14.7	5.2	65.5	89.3	108.0	122.6
Ethane- d_6				81.7	108.5	127.4	140.5
1,2-Ethanediamine	22.58	38.0	45.0				
1,2-Ethanediol	11.23	50.5	67.8	113.2	136.9	166.9	
1,2-Ethanediol diacetate		45.5	61.4				
1,2-Ethanedithiol		37.9	44.7				

TABLE 6.2 Heats of Fusion, Vaporization, and Sublimation and Specific Heat at Various Temperatures of Organic Compounds (*Continued*)

Substance	ΔH_m	ΔH_v	ΔH_s	C_p			
				400 K	600 K	800 K	1000 K
Ethanethiol	4.98	26.8	27.3	88.2	113.9	133.2	148.0
Ethanol	5.02	38.6	42.3	81.2	107.7	127.2	141.9
Ethanolamine	20.50	49.8					
Ethoxybenzene		40.7	51.0				
2-Ethoxyethanol		39.2	48.2				
2-(2-Ethoxyethoxy)ethanol		47.5					
2-(2-Ethoxyethoxy)ethyl acetate		91.2					
2-Ethoxyethyl acetate			52.7				
1-Ethoxy-2-methoxyethane		34.3	39.8				
<i>N</i> -Ethylacetamide			64.9				
Ethyl acetate	10.48	31.9	35.6	137.4	182.6	213.4	234.5
Ethyl acrylate		34.7					
Ethylamine		28.0	26.6	90.6	119.6	141.8	158.5
<i>N</i> -Ethylaniline			52.3				
Ethylbenzene	9.18	35.6	42.2	170.5	236.1	281.0	312.8
2-Ethylbenzoic acid			100.7				
3-Ethylbenzoic acid			99.1				
4-Ethylbenzoic acid			97.5				
2-Ethyl-1-butanol		43.2	63.2				
Ethyl butanoate		35.5	42.7				
2-Ethylbutanoic acid		51.2					
2-Ethyl-1-butene		28.8	31.1	170.3	228.0	269.5	300.8
Ethyl <i>trans</i> -2-butenate			44.4				
Ethyl chloroacetate		40.4	49.5				
Ethyl 4-chlorobutanoate			52.7				
Ethyl chloroformate			42.3				
Ethyl <i>trans</i> -cinnamate		58.6					
Ethyl crotonate			44.3				
Ethyl cyanoacetate		64.4					
Ethylcyclobutane		28.7	31.2				
Ethylcyclohexane	8.33	34.0	40.6	215.9	310.0	377.0	423.8
1-Ethylcyclohexene			43.3				
Ethylcyclopentane	6.9	32.0	36.4	183.6	258.2	314.7	356.3
1-Ethylcyclopentene		38.5					
Ethyl dichloroacetate			50.6				
Ethyl 2,2-dimethylpropanoate		34.5	41.2				
Ethylene	3.35	13.5		53.1	70.7	83.8	93.9
Ethylene- <i>d</i> ₄				63.9	82.3	95.6	104.9
Ethylene carbonate	13.19	50.1	73.2				
2,2'-(Ethylendioxy)bis(ethanol)		71.4	79.1				
Ethylene glycol (<i>see</i> 1,2-Ethanediol)							
Ethylene glycol diacetate			61.4				
Ethylene oxide	5.2	25.5	24.8	62.6	86.3	102.9	114.9
Ethylenimine		30.3	34.6	70.4	98.6	117.7	131.6
<i>N</i> -Ethylformamide			58.4				
Ethyl formate	9.20	29.9	32.0				
2-Ethylhexanal			49.0				
2-Ethylhexane		33.6	39.6				
Ethyl hexanoate			51.7				
2-Ethylhexanoic acid		56.0	75.6				

TABLE 6.2 Heats of Fusion, Vaporization, and Sublimation and Specific Heat at Various Temperatures of Organic Compounds (*Continued*)

Substance	ΔH_m	ΔH_v	ΔH_s	C_p			
				400 K	600 K	800 K	1000 K
2-Ethyl-1-hexanol		45.2					
2-Ethylhexyl acetate		43.5	48.1				
2-Ethyl hydroperoxide			43.1				
Ethylidencyclohexane			42.0				
Ethylidencyclopentane		18.1					
Ethyl isocyanide			33.5				
Ethyl isopentanoate	8.7	43.9					
Ethyl isopentyl ether		33.0	39.0				
Ethylisopropylamine		29.9	33.1				
Ethyl isopropyl ether		28.2	30.1				
Ethyl isopropyl sulfide	8.7	32.7	37.8				
Ethyl lactate		46.4	49.4				
Ethyllithium			116.7				
Ethylmercury bromide			76.6				
Ethylmercury chloride			76.1				
Ethylmercury iodide			79.5				
1-Ethyl-2-methylbenzene	10.0	38.9	47.7	202.9	275.3	326.8	363.6
1-Ethyl-3-methylbenzene	7.6	38.5	46.9	198.7	273.6	325.5	363.2
1-Ethyl-4-methylbenzene	13.4	38.4	46.6	197.5	272.0	324.7	362.2
Ethyl 2-methylbutanoate			44.4				
Ethyl 3-methylbutanoate		37.0	43.9				
2-Ethyl-3-methyl-1-butene			34.5				
1-Ethyl-1-methylcyclopentane		33.2	38.9				
Ethyl methyl ether		26.7		109.1	144.7	172.3	193.2
3-Ethyl-2-methylpentane	11.34	32.9	38.5				
3-Ethyl-3-methylpentane	10.84	32.8	38.0				
3-Ethyl-2-methyl-1-pentene			37.5				
Ethyl 2-methylpropanoate		33.7	39.8				
Ethyl methyl sulfide	9.8	29.5	31.9	116.4	152.3	179.6	200.6
Ethyl nitrate	8.5	33.1	36.3	120.2	155.1	178.7	195.4
1-Ethyl-2-nitrobenzene			59.8				
1-Ethyl-4-nitrobenzene			62.8				
3-Ethylpentane	9.55	31.1	35.2	211.0	285.9	340.7	381.6
Ethyl pentanoate		37.0	47.0				
Ethyl pentyl ether		34.4	41.0				
2-Ethylphenol			63.6				
3-Ethylphenol			68.2				
4-Ethylphenol			80.3				
Ethylphosphonic acid			50.6				
Ethylphosphonic dichloride			42.7				
Ethyl propanoate		33.9	39.2				
Ethyl propyl ether		28.9	31.4				
Ethyl propyl sulfide	10.6	34.2	40.0	173.3	232.7	279.0	315.6
Ethyl trichloroacetate			51.0				
S-Ethyl thiolacetate	34.4	40.0					
Ethyl 2-vinylacrylate			48.5				
Ethyl vinyl ether		26.2	26.6				
Fluoranthrene	18.87		99.2				
9H-Fluorene	19.58						
Fluorobenzene	11.31	31.2	34.6	125.5	171.0	200.1	220.0

TABLE 6.2 Heats of Fusion, Vaporization, and Sublimation and Specific Heat at Various Temperatures of Organic Compounds (*Continued*)

Substance	ΔH_m	ΔH_v	ΔH_s	C_p			
				400 K	600 K	800 K	1000 K
4-Fluorobenzoic acid			91.2				
Fluoroethane				74.1	98.6	116.4	129.7
Fluoromethane		16.7		44.2	57.9	68.8	77.2
1-Fluorooctane		40.4	49.7				
1-Fluoropropane				102.7	137.3	162.7	181.5
2-Fluoropropane				103.5	138.7	163.8	182.2
2-Fluorotoluene			35.4				
4-Fluorotoluene	9.4	34.1	39.4	152.4	207.9	245.2	271.3
Fluorotrchloromethane		25.0					
Fluorotrinitromethane			34.7				
Formaldehyde		23.3		39.2(g)	48.2	55.9	62.0
Formamide	6.69		60.2				
Formic acid	12.7	22.7	20.1	53.8	67.0	76.8	83.5
Formyl fluoride		21.7		46.4	56.2	63.1	67.9
Fumaric acid			136.0				
Fumaronitrile			72.0				
Furan, $\Delta H_t = 2.1^{-123.2}$	3.80	27.1	27.5	88.7	122.6	164.9	158.5
2-Furancarboxaldehyde	14.35	43.2	50.6				
2-Furancarboxylic acid			108.5				
Furanmethanol	13.13	53.6	64.4				
Glutaric acid	20.9						
Glycerol	18.28	61.0	85.8				
Glyceryl triacetate			85.7				
Glyceryl tributanoate			107.1				
Glyceryl trinitrate	21.87		100.0				
Heptadecane, $\Delta H_t = 11.0^{11.1}$	40.5	52.9	86.0	501.4	676.8	803.7	897.9
Heptadecanoic acid	58.8						
1-Heptadecene	31.4	51.8	85.0	486.9	655.5	777.1	866.9
1-Heptanal	23.6		47.7	213.4	283.3	333.9	371.1
Heptane	14.16	31.8	36.6	211.0	285.9	340.7	381.6
1-Heptanenitrile			51.9				
1-Heptanethiol	25.4	39.8	50.6	233.5	312.1	372.0	418.4
Heptanoic acid			74.0				
1-Heptanol	13.2	48.1	66.8	224.4	300.9	357.0	392.5
2-Heptanol			49.8				
3-Heptanol			42.5				
2-Heptanone			38.3	47.2			
4-Heptanone			36.2				
1-Heptene, $\Delta H_t = 0.3^{-136}$	12.66	31.1	35.5	196.5	264.6	314.1	351.0
<i>trans</i> -2-Heptene	11.72						
Heptylamine			50.0				
Heptyl methyl ether			46.9				
Hexachlorobenzene	23.85		92.6	201.2	233.4	250.9	260.8
Hexachloroethane, $\Delta H_t = 8.0^{71.3}$	9.8	45.9	59.0	151.5	166.6	173.6	177.3
Hexadecafluoroethylcyclohexane			38.5				
Hexadecafluoroheptane			36.4				
Hexadecane	51.8	51.2	81.4	472.3	687.7	757.4	846.0
Hexadecanoic acid	42.04		154.4				
1-Hexadecanol, $\Delta H_t = 16.6^{34}$	34.29		169.5	485.7	652.7	773.6	863.2
1-Hexadecene	30.2	50.4	80.3	457.9	616.4	731.82	815.0

TABLE 6.2 Heats of Fusion, Vaporization, and Sublimation and Specific Heat at Various Temperatures of Organic Compounds (*Continued*)

Substance	ΔH_m	ΔH_v	ΔH_s	C_p			
				400 K	600 K	800 K	1000 K
Hexadienoic acid	13.6						
Hexafluoroacetone		19.8	21.3				
Hexafluoroacetylacetone		27.1	30.6				
Hexafluorobenzene	11.58	31.7	35.7	183.6	219.9	241.1	253.7
Hexafluoroethane, $\Delta H_t = 3.7^{-169.2}$	2.7	16.2		125.6	149.0	160.7	166.8
<i>cis</i> -Hexahydroindane			57.5				
<i>trans</i> -Hexahydroindane			56.1				
Hexamethylbenzene $\Delta H_t = 1.1^{-156.7}$ $\Delta H_t = 1.8^{110.7}$	20.6	48.2	74.7	310.4	406.4	474.9	525.3
1,1,1,3,3,3-Hexamethyldisilazane			41.4				
Hexamethyldisiloxane			37.2				
Hexamethylphosphoric triamide	14.28						
Hexanal				184.2	243.9	287.4	319.7
Hexanamide	25.1		98.7				
Hexane	13.08	28.9	31.6	181.9	246.8	294.4	330.1
1,6-Hexanedioic acid	34.85		129.3				
1,6-Hexanediol	25.5		83.3				
Hexanenitrile		38.0	47.9				
1-Hexanethiol	18.0(1)	37.2	45.8	204.5	273.1	325.1	366.7
Hexanoic acid	15.40	71.1	72.2				
1-Hexanol	15.40	44.5	61.6	195.3	261.8	310.7	346.9
2-Hexanol		41.0	58.5				
3-Hexanol	44.3	46.0					
2-Hexanone	14.90	36.4	43.1				
3-Hexanone	13.49	35.4	42.5				
1-Hexene	9.35	28.3	30.6	167.5	225.5	267.9	299.3
<i>cis</i> -2-Hexene	8.86	29.1	32.2	161.5	221.8	165.3	297.9
<i>trans</i> -2-Hexene	8.26	28.9	31.6	166.1	223.4	266.1	297.9
<i>cis</i> -3-Hexene	8.25	28.7	31.4	161.1	222.6	265.7	297.9
<i>trans</i> -3-Hexene	11.08	28.9	31.7	168.2	225.5	267.4	298.7
Hexylamine		36.5	45.1				
Hexyl methyl ether		34.9	42.1				
1-Hexyne				158.5	207.5	243.3	270.1
Hydrazine	12.7	45.3					
2-Hydroxybenzaldehyde		38.2					
2-Hydroxybenzoic acid			95.1				
2-Hydroxy-2,4,6-cycloheptatrienone			83.7				
2-Hydroxy-1-isopropyl-4-methylbenzene			91.2				
4-Hydroxy-4-methyl-2-pentanone		28.5	47.7				
3-Hydroxypropanonitrile		56.1					
2-Hydroxypyridine			86.6				
3-Hydroxypyridine			88.3				
4-Hydroxypyridine			103.8				
8-Hydroxyquinoline			108.8				
Icosane	69.88	57.5	100.8	588.5	794.0	942.6	1052.7
Icosanoic acid	72.0		199.6				
1-Icosene	34.3	55.9	99.8	574.0	772.7	916.0	1021.7
Indane		39.6	48.8				
Indene			52.9				

TABLE 6.2 Heats of Fusion, Vaporization, and Sublimation and Specific Heat at Various Temperatures of Organic Compounds (*Continued*)

Substance	ΔH_m	ΔH_v	ΔH_s	C_p			
				400 K	600 K	800 K	1000 K
Indole			69.9				
Iodobenzene	9.76	39.5	47.7	130.1	173.3	201.1	220.1
Iodobenzoic acid			87.9				
1-Iodobutane		34.7	40.6				
2-Iodobutane		33.3	38.5				
Iodocyclohexane			47.3				
Iodoethane		29.4	31.9	80.3	103.1	119.9	132.4
1-Iodohexane			49.8				
Iodomethane		27.3	28.0	51.6	63.9	73.1	80.2
1-Iodo-2-methylpropane		33.5	38.8				
2-Iodo-2-methylpropane	14.5	31.4	35.4	148.8	191.7	221.1	242.3
1-Iodonaphthalene			72.4				
2-Iodonaphthalene			90.8				
1-Iodopentane			45.3				
1-Iodopropane		32.1	36.2	109.9	142.7	166.5	184.2
2-Iodopropane		30.7	34.1	111.2	144.7	168.2	185.5
3-Iodo-1-propene			38.1				
2-Iodotoluene (also 3-, 4-)			54.4				
Isobutanonitrile		32.4	37.2	119.5	156.4	183.0	202.5
Isobutyl acetate		35.9					
Isobutylamine		30.6	33.9				
Isobutylbenzene	12.51	37.8	47.9				
Isobutylcyclohexane			47.6				
Isobutyl dichloroacetate			52.3				
Isobutyl formate		33.6					
Isobutyl isobutanoate		38.2	46.4				
Isobutyl isopropyl ether		31.6	36.6				
Isobutyl methyl ether		28.0	30.1				
Isobutyl propyl ether		28.3	30.3				
Isobutyl trichloroacetate			53.1				
Isobutyl vinyl ether		30.7	34.6				
2-Isopropoxyethanol		40.4	50.1				
Isopropyl acetate		32.9	37.2				
Isopropylamine	7.33	27.8	28.4				
Isopropylbenzene	7.79	37.5	45.1	200.8	277.0	328.9	365.3
Isopropylcyclohexane			44.0				
Isopropylcyclopentane		33.6	39.4				
Isopropylmethylamine		28.7	30.9				
1-Isopropyl-2-methylbenzene	10.0	38.4	50.6				
1-Isopropyl-3-methylbenzene	13.7	38.1	50.0				
1-Isopropyl-4-methylbenzene	9.7	38.2	50.2				
Isopropyl methyl ether		26.1	26.4	138.0	184.8	220.4	247.2
2-Isopropyl-5-methylphenol			91.2				
Isopropyl methyl sulfide	9.4	30.7	34.2	145.1	192.5	229.9	260.6
Isopropyl nitrate		34.9	38.8	150.5	195.9	226.5	247.9
Isopropylpropylamine		32.1	37.2				
Isopropyl propyl sulfide		35.1	41.8				
Isopropyl trichloroacetate			51.9				
Isoquinoline	7.45	49.0	60.3				
Ketene			20.4	59.5	70.7	78.7	86.4

TABLE 6.2 Heats of Fusion, Vaporization, and Sublimation and Specific Heat at Various Temperatures of Organic Compounds (*Continued*)

Substance	ΔH_m	ΔH_v	ΔH_s	C_p			
				400 K	600 K	800 K	1000 K
(-)-Leucine			150.6				
(+)-Limonene			48.1				
Maleic acid			110.0				
Maleic anhydride			71.5				
Malononitrile			79.1				
D-Mannitol	22.6						
Methacrylonitrile		31.8					
Methane	0.94	8.2		40.5	52.2	62.9	71.8
Methane- d_4				48.6	63.4	74.8	83.0
Methanethiol, $\Delta H_f = 0.22^{-135.6}$	5.91	24.6	23.8	58.7	73.5	85.0	94.1
Methanol, $\Delta H_f = 0.6^{-115.8}$	3.18	35.2	37.4	51.4	67.0	79.7	89.5
4-Methoxybenzaldehyde		56.8	64.5				
Methoxybenzene		39.0	46.9				
2-Methoxybenzoic acid			104.7				
3-Methoxybenzoic acid			107.4				
4-Methoxybenzoic acid			109.8				
3-Methoxy-1-butanol		50.8					
2-Methoxyethanol		37.5	45.2				
2-(2-Methoxyethoxy)ethanol		46.6					
2-Methoxyethyl acetate		43.9	50.3				
2-Methoxy-1-propoxyethane		36.3	43.7				
2-Methoxytetrahydropyran			42.7				
1-Methoxy-2,4,6-trinitrobenzene			133.1				
N-Methylacetamide	9.72	59.4					
Methyl acetate		30.3	32.3				
Methyl acetoacetate		36.0					
Methyl acrylate		33.1	29.2				
Methylamine	6.13	25.6	24.4	60.2	78.9	93.9	105.7
4-Methylaniline	18.22						
Methyl benzoate	9.74	43.2	55.6				
2-Methylbenzoic acid	20.17						
3-Methylbenzoic acid	15.72						
4-Methylbenzoic acid	22.73						
1-Methylbicyclo[4.1.0]heptane			39.2				
1-Methylbicyclo[3.1.0]hexane		31.1	34.8				
2-Methyl-1,3-butadiene	4.79	25.9	26.8	133.1	173.2	200.8	221.3
3-Methyl-1,3-butadiene		27.2	28.0	129.7	168.6	197.5	219.2
2-Methylbutane	5.15	24.7	24.9	152.7	208.7	249.8	280.8
3-Methylbutanenitrile		35.1	41.7				
2-Methylbutanethiol		33.8	39.5				
3-Methyl-1-butanethiol	7.5		39.4				
2-Methyl-2-butanethiol $\Delta H_f = 8.0^{-114.0}$	0.6	31.4	35.7	179.0	236.7	279.4	308.8
Methyl butanoate		33.8	39.3				
2-Methylbutanoic acid			46.9				
3-Methylbutanoic acid	7.32	43.2	57.5				
2-Methyl-1-butanol		45.2	55.2				
3-Methyl-1-butanol		44.1	55.6				
2-Methyl-2-butanol, $\Delta H_f = 2.0^{-127.2}$	4.45	39.0	50.1				
3-Methyl-2-butanol		41.8	53.0				

TABLE 6.2 Heats of Fusion, Vaporization, and Sublimation and Specific Heat at Various Temperatures of Organic Compounds (*Continued*)

Substance	ΔH_m	ΔH_v	ΔH_s	C_p			
				400 K	600 K	800 K	1000 K
3-Methyl-2-butanone		32.4	36.8				
2-Methyl-1-butene	7.9	25.5	25.9	138.9	187.1	222.4	248.7
3-Methyl-1-butene	5.4	24.1	23.8	147.5	192.1	225.3	250.3
2-Methyl-2-butene	7.6	26.3	27.1	133.6	181.7	217.8	245.0
Methyl 2-butenolate			41.0				
3-Methyl-1-butyne		26.2	25.8	130.1	169.9	198.3	219.2
2-Methylbutyl acetate		37.5					
Methyl chloroacetate		39.2	46.7				
Methyl cyanoacetate		48.2	61.7				
Methyl cyclobutanecarboxylate		37.1	44.7				
Methylcyclohexane	6.75	31.3	35.4	185.6	269.7	329.5	371.5
1-Methylcyclohexanol		79.0	80				
<i>cis</i> -2-Methylcyclohexanol		48.5	63.2				
<i>trans</i> -2-Methylcyclohexanol		53.0	63.2				
<i>cis</i> -3-Methylcyclohexanol			65.3				
<i>trans</i> -3-Methylcyclohexanol			65.3				
<i>cis</i> -4-Methylcyclohexanol			65.7				
<i>trans</i> -4-Methylcyclohexanol			66.1				
1-Methylcyclohexene			37.9				
Methylcyclopentane	6.93	29.1	31.6	151.1	219.4	267.8	303.1
1-Methyl-1-cyclopentene			32.6	136.0	195.8	238.5	269.0
3-Methyl-1-cyclopentene			31.0	136.4	197.1	239.3	269.9
4-Methyl-1-cyclopentene			32.2	136.4	196.7	238.4	269.5
Methyl cyclopropanecarboxylate		35.3	41.3				
2-Methyldecane		40.3	54.3				
4-Methyldecane		40.7	53.8				
Methyl decanoate			66.7				
Methyl dichloroacetate		39.3	47.7				
Methyldichlorosilane			28.0				
Methyl 2,2-dimethylpropanoate		33.4	38.8				
2-Methyl-1,3-dioxane			38.6				
4-Methyl-1,3-dioxane			39.2				
4-Methyl-1,3-dioxolan-2-one	9.62						
Methyl dodecanoate			77.2				
<i>N</i> -Methylethanediamine		37.6	45.2				
1-Methylethyl acetate		32.9	37.3				
1-Methylethyl thioacetate		35.7	42.3				
<i>N</i> -Methylformamide			56.2				
Methyl formate	7.45	27.9	28.4	81.6	105.4	121.8	133.9
Methyl 2-furancarboxylate			45.2				
Methylglyoxal			38.1				
2-Methylheptane	11.88	33.3	39.7				
3-Methylheptane	11.38	33.7	39.8				
4-Methylheptane	10.84	33.4	39.7				
Methyl heptanoate			51.6				
2-Methylhexane	8.87	30.6	34.9	211.0	285.9	340.7	381.6
3-Methylhexane		30.9	35.1	212.0	285.9	340.7	381.6
Methyl hexanoate		38.6	48.0				
5-Methyl-1-hexene			34.3				
<i>cis</i> -3-Methyl-3-hexene			36.5				

TABLE 6.2 Heats of Fusion, Vaporization, and Sublimation and Specific Heat at Various Temperatures of Organic Compounds (*Continued*)

Substance	ΔH_m	ΔH_v	ΔH_s	C_p			
				400 K	600 K	800 K	1000 K
<i>trans</i> -3-Methyl-3-hexene			35.9				
Methylhydrazine	10.4	36.1	40.4				
Methyl isobutanoate		32.6	37.3				
Methyl isocyanide			30.8				
1-Methyl-4-isopropylbenzene	9.60	38.2					
3-Methylisoxazole			41.0				
5-Methylisoxazole			41.0				
Methylmercury bromide			67.8				
Methylmercury chloride			64.4				
Methylmercury iodide			65.3				
Methyl methacrylate		36.0	60.7				
Methyl 2-methylbutanoate			41.8				
Methyl-3-methylbutanoate			41.0				
1-Methylnaphthalene $\Delta H_f = 5.0^{-32.4}$	6.94	45.5		212.3	292.0	345.1	381.6
2-Methylnaphthalene $\Delta H_f = 5.6^{15.4}$	11.97	46.0	61.7	211.2	290.0	343.2	381.2
Methyl nitrate	8.2	31.6	32.1	91.5	115.2	131.7	143.1
Methyl nitrite		20.9	22.6	76.3	97.7	112.8	123.5
1-Methyl-4-nitrobenzene			79.1				
2-Methylnonane		38.2	49.6				
3-Methylnonane		38.3	49.7				
5-Methylnonane		38.1	49.3				
2-Methyloctane	18.00						
Methyl octanoate			56.4				
Methyl oxirane		27.4	27.9				
2-Methylpentane	6.27	27.8	29.9	184.1	211.7	296.2	331.4
3-Methylpentane	5.30	28.1	30.3	181.9	246.9	294.6	330.1
2-Methyl-2,4-pentanediol		57.3					
3-Methylpentanenitrile		35.1	41.6				
Methyl pentanoate		35.4	43.1				
2-Methylpentanoic acid		52.1	57.5				
2-Methyl-1-pentanol		50.2	55.7				
2-Methyl-2-pentanol		39.6	54.8				
2-Methyl-3-pentanol		41.8	54.4				
3-Methyl-1-pentanol		46.3	62.3				
3-Methyl-2-pentanol		43.4	56.9				
4-Methyl-1-pentanol		44.5	60.5				
4-Methyl-2-pentanol		44.2	50.6				
3-Methyl-3-pentanol		41.8					
2-Methyl-3-pentanone		33.8	39.8				
3-Methyl-2-pentanone		34.2	40.5				
4-Methyl-2-pentanone		34.5	40.6				
2-Methyl-1-pentene		28.1	30.5	170.7	227.6	269.5	300.4
3-Methyl-1-pentene		26.9	28.7	177.8	232.6	272.8	302.5
4-Methyl-1-pentene		27.1	28.7	162.8	221.3	264.0	296.2
2-Methyl-2-pentene		29.0	31.6	163.2	222.6	245.2	297.5
<i>cis</i> -3-Methyl-2-pentene		28.8	31.2	163.2	222.6	265.3	297.5
<i>trans</i> -3-Methyl-2-pentene		29.3	31.5	163.2	222.6	265.3	297.5
<i>cis</i> -4-Methyl-2-pentene		27.6	29.5	167.6	226.4	267.8	299.2

TABLE 6.2 Heats of Fusion, Vaporization, and Sublimation and Specific Heat at Various Temperatures of Organic Compounds (*Continued*)

Substance	ΔH_m	ΔH_v	ΔH_s	C_p			
				400 K	600 K	800 K	1000 K
<i>trans</i> -4-Methyl-2-pentene		28.0	30.0	171.1	229.3	269.9	300.4
4-Methyl-3-penten-2-one		36.1		214.0			
Methyl pentyl ether		32.0	36.9				
Methyl pentyl sulfide		37.4	45.2	203.6	272.2	324.6	366.0
3-Methyl-1-phenyl-1-butanone			59.5				
2-Methyl-1-phenylpropane	12.5	37.8	49.5				
Methyl phenyl sulfide			54.3				
Methyl phenyl sulfone			92.0				
Methylphosphonic acid			48.1				
2-Methylpiperidine			40.5				
2-Methylpropanal			31.5				
2-Methylpropane	4.66	21.3	19.3	124.6	169.5	202.9	227.6
2-Methylpropanenitrile		32.4	37.1				
2-Methyl-1-propanethiol	5.0	31.0	34.6	147.7	193.6	225.0	247.6
2-Methyl-2-propanethiol	2.5	28.5	30.8	151.2	199.2	232.3	256.2
$\Delta H_t = 4.1^{-121.6}$							
$\Delta H_t = 0.7^{-116.2}$							
$\Delta H_t = 1.0^{-73.8}$							
Methyl propanoate		32.2	35.9				
2-Methylpropanoic acid	5.02		35.3				
2-Methyl-1-propanol	6.32	41.8	50.8				
2-Methyl-2-propanol	6.79	39.1	46.7	142.9	189.8	222.9	247.5
$\Delta H_t = 0.8^{13}$							
2-Methylpropene	5.93	22.1	20.6	111.2	147.7	175.1	196.0
Methyl propyl ether		26.8	27.6	138.1	183.8	218.7	244.8
Methyl propyl sulfide	9.9	32.1	36.2	144.9	191.9	227.8	255.8
2-Methylpyridine	9.72	36.2	42.5	133.6	186.4	222.6	243.3
3-Methylpyridine	14.18	37.4	44.4	133.1	186.1	222.3	247.8
4-Methylpyridine	11.57	37.5	44.6				
1-Methyl-1 <i>H</i> -pyrrole			40.8				
Methyl salicylate		46.7					
α -Methylstyrene				187.4	254.0	300.4	333.9
<i>cis</i> - β -Methylstyrene				187.4	254.0	300.4	333.9
<i>trans</i> - β -Methylstyrene				189.1	256.1	301.3	334.7
Methyl tetradecanoate			37.0				
2-Methylthiacyclopentane		36.4	41.8				
4-Methylthiazole		37.6	43.8				
2-Methylthiophene	9.20	33.9	38.9	123.1	165.6	194.3	214.6
3-Methylthiophene	10.53	34.2	39.4	122.9	164.6	192.3	211.7
Methyl trichloroacetate			48.3				
Methyl tridecanoate			82.7				
Methyl undecanoate			71.4				
5-Methyluracil			134.1				
Morpholine		37.1	44.0				
Naphthalene	18.98	43.2	72.6	180.1(g)	251.5	297.3	329.2
1-Naphthalenecarboxylic acid			110.4				
2-Naphthalenecarboxylic acid			113.6				
1-Naphthol	23.33		91.2				
2-Naphthol	17.51		94.2				
1,4-Naphthoquinone			72.4				

TABLE 6.2 Heats of Fusion, Vaporization, and Sublimation and Specific Heat at Various Temperatures of Organic Compounds (*Continued*)

Substance	ΔH_m	ΔH_v	ΔH_s	C_p			
				400 K	600 K	800 K	1000 K
1-Naphthylamine			90.0				
2-Naphthylamine			88.3				
2-Nitroaniline	16.11		90.0				
3-Nitroaniline	23.68		96.7				
4-Nitroaniline	21.1		109				
Nitrobenzene	11.59	40.8	55.0				
1-Nitrobutane		38.9	48.6	157.5	210.1	247.0	273.6
2-Nitrobutane		36.8	43.8	157.4	211.1	248.7	276.0
Nitroethane	9.85	38.0	41.6	99.0	131.6	154.0	170.2
Nitromethane	9.70	34.0	38.3	70.3	91.7	106.9	117.9
(Nitromethyl)benzene			53.6				
2-Nitrophenol	17.44						
3-Nitrophenol	19.2						
4-Nitrophenol	18.25						
1-Nitronaphthalene			107.1				
1-Nitropropane		38.5	43.4	128.5	171.0	200.7	222.0
2-Nitropropane		36.8	41.3	129.2	172.3	201.8	222.8
2-Nitroso-1-naphthol			56.5				
4-Nitroso-1-naphthol			87.4				
1-Nitroso-2-naphthol			86.6				
2-Nitrotoluene		16.5	47.2				
3-Nitrotoluene		15.0	49.9				
4-Nitrotoluene	16.81	15.5	50.2				
Nonadecane, $\Delta H_f = 13.8^{22.8}$	45.82	56.0	95.8	559.4	754.9	896.3	1000.8
1-Nonadecene	33.5	54.6	94.9	545.0	733.7	869.7	969.9
1-Nonal			72.3	271.1	361.5	426.4	474.5
Nonane, $\Delta H_f = 6.3^{-56.0}$	15.47	36.9	46.4	269.0	364.1	433.3	484.9
1-Nonanethiol	33.5	44.4		291.6	390.3	464.6	521.5
Nonanoic acid	20.28		82.4				
1-Nonanol		54.4	76.9	282.4	379.1	449.6	501.7
2-Nonanone			56.4				
5-Nonanone	24.93		53.3				
1-Nonene	18.08	36.3	45.5	254.6	342.8	406.8	454.0
<i>cis</i> -Octadecafluorodecahydronaphthalene		35.6	45.2				
<i>trans</i> -Octadecafluorodecahydronaphthalene		35.8	45.4				
Octadecafluoropropylcyclohexane		24.5	43.1				
Octadecafluorooctane		33.4	41.1				
Octadecane	61.39	54.5	152.8	530.4	715.8	850.0	949.4
Octadecanedioic acid	56.6						
Octadecanoic acid	56.59		166.5				
Octadecanol			113.4				
1-Octadecene	32.6	53.3	90.0	516.0	694.5	823.4	918.4
<i>cis</i> -9-Octadecenoic acid			64.7				
Octafluorocyclobutane	2.77	23.2		186.1	225.3	245.4	257.3
Octafluorotoluene	11.58						
Octamethylcyclotetrasiloxane		45.6					
Octanal				242.3	322.2	380.3	422.6
Octanamide			110.5				
Octane	20.65	34.4	41.5	240.0	325.0	387.0	433.5
1,8-Octanedioic acid			143.1				

TABLE 6.2 Heats of Fusion, Vaporization, and Sublimation and Specific Heat at Various Temperatures of Organic Compounds (*Continued*)

Substance	ΔH_m	ΔH_v	ΔH_s	C_p			
				400 K	600 K	800 K	1000 K
Octanenitrile		41.3	56.8				
1-Octanethiol	24.3	42.3		262.6	351.3	418.3	469.9
Octanoic acid	21.36	58.5	81.7				
1-Octanol	42.30	46.9	71.0	253.4	340.0	403.3	450.1
(±)-2-Octanol		44.4					
(±)-3-Octanol		36.5					
4-Octanol		40.5					
2-Octanone	24.42						
1-Octene	15.57	34.1	40.4	225.6	303.7	360.5	402.5
1-Octyne		35.8	42.3	216.5	285.7	336.0	410.9
2-Octyne		37.3	44.5				
3-Octyne		36.9	43.9				
4-Octyne		36.0	42.7				
Oxalic acid			98.0				
Oxaloyl chloride			31.8				
Oxamide			113.0				
Oxetane		28.7	29.9				
2-Oxetanone			47.0				
2-Oxohexamethyleneimine	16.2	54.8	83.3				
4-Oxopentanoic acid	9.22						
1,1'-Oxybis(2-ethoxy)ethane			58.4				
2,2'-Oxybis(ethanol)		52.3	57.3				
Paraldehyde			41.4				
Pentachloroethane	11.34	36.9	45.6	133.7	152.1	162.0	168.1
Pentachlorofluoroethane	1.9						
Pentachlorophenol			67.4				
Pentacyclo- [4.2.0.0 ^{2,5} .0 ^{3,8} .0 ^{4,7}]octane			80.3				
Pentadecane, $\Delta H_f = 9.2^{-2.25}$	34.8	49.5	76.1	443.3	598.6	711.1	794.5
Pentadecanoic acid	50.2		162.7				
1-Pentadecene	28.9	48.7	75.1	428.9	577.3	684.5	763.6
1,2-Pentadiene		27.6	28.7	131.4	170.7	199.6	220.9
<i>cis</i> -1,3-Pentadiene		27.6	28.3	123.4	166.9	196.7	218.4
<i>trans</i> -1,3-Pentadiene		27.0	27.8	130.5	171.1	199.6	220.1
1,4-Pentadiene	6.14	25.2	25.7	131.0	170.2	220.5	
2,3-Pentadiene		28.2	29.5	125.1	164.9	195.0	217.6
Pentaerythritol		92	143.9				
Pentaerythritol tetranitrate			151.9				
Pentafluorobenzene	10.85	32.2	36.3				
Pentafluorobenzoic acid			91.6				
Pentafluoroethane				113.8	137.8	151.1	158.9
Pentafluorophenol	12.85		67.4				
2,3,4,5,6-Pentafluorotoluene	12.99	34.8	41.1				
Pentamethylbenzene	12.3	45.1	60.8	272.0	360.2	423.8	470.0
$\Delta H_f = 2.0^{23.7}$							
2,2,4,6,6-Pentamethylheptane			49.0				
Pentanal			38.8	155.2	205.0	241.4	267.8
Pentanamide			89.3				
Pentane	8.42	25.8	26.4	152.8	207.7	248.1	278.5
1,5-Pentanediol		60.7					

TABLE 6.2 Heats of Fusion, Vaporization, and Sublimation and Specific Heat at Various Temperatures of Organic Compounds (*Continued*)

Substance	ΔH_m	ΔH_v	ΔH_s	C_p			
				400 K	600 K	800 K	1000 K
1,5-Pentanedithiol			59.3				
2,4-Pentanedione		34.3	41.8				
Pentanenitrile	4.73	36.1	43.6				
1-Pentanethiol	17.5	34.9	41.2	175.4	234.0	279.4	315.1
Pentanoic acid	14.16	44.1	62.4				
1-Pentanol	9.83	44.4	57.0	166.3	222.8	264.4	295.4
2-Pentanol		41.4	54.2				
3-Pentanol		43.5	54.0				
2-Pentanone	10.63	33.4	38.4	152.4	202.2	239.0	266.1
3-Pentanone	11.59	33.5	38.5				
1-Pentene	5.81	25.2	25.5	138.5	186.4	221.5	247.7
<i>cis</i> -2-Pentene	7.12	26.1	26.9	132.1	182.5	218.8	245.9
<i>trans</i> -2-Pentene	8.36	26.1	26.8	136.7	184.2	219.5	246.1
<i>cis</i> -2-Pentenenitrile		36.4	43.2				
<i>trans</i> -2-Pentenenitrile		37.8	44.9				
<i>trans</i> -3-Pentenenitrile		37.1	44.8				
Pentyl acetate		41.0					
Pentylamine		34.0	40.1				
Pentylcyclohexane			53.9				
Pentyl propyl ether		35.0	42.8				
1-Pentyne		27.7	28.4	130.1	169.0	197.1	218.4
2-Pentyne		29.3	30.8	122.2	161.9	192.1	215.1
Perylene	31.75						
α -Phellandrene			50.6				
Phenanthrene	16.46	55.7	75.5				
9,10-Phenanthrene-dione			91.6				
Phenazine			99.9				
Phenol	11.29	45.7	57.8	135.8	182.2	211.8	232.2
Phenyl acetate			54.8				
Phenylacetonitrile		52.9					
Phenylacetylene			41.8	150.4	200.9	233.4	255.9
(-)-3-Phenyl-1-alanine			155.2				
α -Phenylbenzeneacetic acid	31.27						
Phenyl benzoate			99.0				
Phenylboron dichloride			33.9				
Phenylcyclopropane			50.2				
<i>N</i> -Phenyldiacetamide			90.0				
Phenyl formate			52.9				
Phenylhydrazine	16.43		61.7				
1-Phenyl-1-propanone			58.5				
1-Phenyl-2-propanone			49.0				
Phenyl salicylate			92.1				
Phenyl vinyl ether			49.9				
Phthalamide			57.3				
1,3-Phthalic acid			106.7				
1,4-Phthalic acid			98.3				
Phthalic anhydride			88.7				
Phthalonitrile			86.9				
Piperidine	14.85	31.7	39.3				
Propadiene		18.6		72.0	92.1	106.4	117.2

TABLE 6.2 Heats of Fusion, Vaporization, and Sublimation and Specific Heat at Various Temperatures of Organic Compounds (*Continued*)

Substance	ΔH_m	ΔH_v	ΔH_s	C_p			
				400 K	600 K	800 K	1000 K
Propanal		28.3	29.6	96.6	126.4	148.3	164.0
Propanamide	17.6		85.9				
Propane	3.53	19.0	14.8	94.0	128.7	154.8	174.6
1,2-Propanediamine			44.2				
1,3-Propanediamine		40.9	50.2				
Propanedinitrile			79.1				
1,2-Propanediol		54.1	58.0				
1,3-Propanediol		57.9	37.1				
1,2-Propanedione			38.1				
1,2-Propanedithiol			49.7				
Propanenitrile, $\Delta H_t = 1.7^{-96.2}$	5.05	31.8	36.0	88.6	114.7	134.5	149.4
1-Propanethiol, $\Delta H_t = 4.0^{-131.1}$	5.5	29.5	31.9	116.6	153.6	182.4	205.1
2-Propanethiol	5.7	27.9	29.5	118.6	154.9	181.0	200.5
1,2,3-Propanetriol triacetate		57.8	85.7				
1,2,3-Propanetriol trinitrate	21.9						
Propanoic acid	10.66	32.3	32.1				
Propanoic anhydride		41.7	52.6				
1-Propanol	5.20	41.4	47.4	108.2	144.6	171.7	192.2
2-Propanol	5.37	39.9	45.4	112.0	149.6	176.3	195.9
Propanolactone			47.0				
2-Propenal		28.3	31.3				
Propene	3.00	18.4	14.2	80.5	108.0	128.7	144.4
2-Propenenitrile	6.23						
Propenoic acid	11.16						
2-Propen-1-ol		40.0	47.3	95.4	126.0	147.6	163.4
<i>cis</i> -1-Propenylbenzene				187.4	254.0	300.4	333.9
2-Propoxyethanol		41.4	52.1				
Propyl acetate		33.9	39.7				
1-Propylamine	10.97	29.6	31.3	119.3	159.0	188.0	210.1
Propylbenzene	9.27	38.2	46.2	200.1	275.6	327.6	364.7
Propyl benzoate		49.8	51.9				
Propyl carbamate			81.2				
Propyl chloroacetate			48.5				
Propylcyclohexane	10.37	36.1	45.1	247.3	350.6	423.4	474.5
Propylcyclopentane	10.0	34.7	41.1	212.7	297.2	361.0	407.9
Propylene oxide	6.5	27.4	28.3	92.7	125.8	149.3	166.5
Propyl formate		33.6	37.5				
Propyl nitrate		35.9	40.6	149.8	194.5	225.4	247.2
Propyl propanoate		35.5	43.5				
Propyl trichloroacetate			53.1				
Propyl vinyl ether			29.3				
Propyne		22.1		72.5	91.2	105.2	115.9
2-Propyn-1-ol		42.1					
Pyrazine			56.3				
Pyrene	17.11						
Pyridazine			53.5				
Pyridine	8.28	35.1	40.2	106.4	149.5	177.8	197.4
Pyrimidine		49.8	50.0				
1 <i>H</i> -Pyrrole	7.91	38.8	45.1				
Pyrrolidine, $\Delta H_t = 0.5^{-66}$	8.58	33.0	37.6	114.4	168.7	206.5	233.6

TABLE 6.2 Heats of Fusion, Vaporization, and Sublimation and Specific Heat at Various Temperatures of Organic Compounds (*Continued*)

Substance	ΔH_m	ΔH_v	ΔH_s	C_p			
				400 K	600 K	800 K	1000 K
Quinoline	10.66	49.7	53.9				
Salicylic acid			95.1				
5,5'-Spirobis(1,3-dioxane)			72.8				
Spiro[2.2]pentane	5.8	26.8	27.5	119.5	167.8	200.5	223.9
<i>cis</i> -Stilbene			69.0				
<i>trans</i> -Stilbene	27.4		99.2				
Styrene	11.0	38.7	43.9	160.3	218.2	256.9	284.2
Succinic acid	32.95		117.5				
Succinic anhydride	20.41						
Succinonitrile	3.92						
<i>p</i> -Terphenyl	35.5						
1,1,2,2-Tetrabromoethane		48.7	70.0				
Tetrabromomethane		45.1	110	97.1	102.6	106.7	105.9
Tetrabutyltin			19.8				
Tetracene			125.5				
Tetrachloro-1,4-benzoquinone			98.7				
1,1,2,2-Tetrachloro-1,2-difluoroethane	3.70	35.0					
1,1,1,2-Tetrachloro-2,2-fluorooctane	3.99						
1,1,1,2-Tetrachloroethane				118.7	139.2	151.6	159.7
1,1,2,2-Tetrachloroethane		37.6	45.7	116.7	137.7	150.0	158.0
Tetrachloroethylene	10.56	34.7	39.7	105.0	116.6	122.6	125.8
Tetrachloromethane	3.28	29.8	32.4	91.7	99.7	103.1	104.8
$\Delta H_f = 4.6^{47.9}$							
Tetracyanoethylene			81.2				
Tetracyanomethane			61.1				
Tetradecane	45.6	47.6	71.3	414.3	559.5	664.8	743.1
Tetradecanenitrile			85.3				
Tetradecanoic acid	45.38		139.8				
1-Tetradecanol	49.0		102.2				
1-Tetradecene	27.6	46.9	70.2	399.8	538.2	638.2	712.1
Tetraethylene glycol		62.6	98.7				
Tetraethylgermanium			44.8				
Tetraethyllead			56.9				
Tetraethylsilane	13.01						
Tetraethyltin			51.0				
1,1,1,2-Tetrafluoroethane				104.2	128.7	143.1	152.1
Tetrafluoroethylene	7.7	16.8		91.9	106.8	115.5	120.8
Tetrafluoromethane	0.7	12.6		72.4	86.8	94.5	98.8
$\Delta H_f = 1.5^{196.9}$							
Tetrahydrofuran	8.54	29.8	32.0				
Tetrahydrofuran-2,5-dimethanol		63.6					
Tetrahydrofuran-2-methanol		45.2	51.6				
1,2,3,4-Tetrahydronaphthalene	12.45	43.9	55.2				
Tetrahydropyran		31.2	34.6				
Tetrahydropyran-2-methanol		44.4					
Tetrahydrothiophene		34.7	39.4				
Tetrahydrothiophene-1,1-dioxide	1.43						
Tetraiodomethane				100.4	104.4	105.9	106.7
Tetramethoxysilane		194.6					
1,2,3,4-Tetramethylbenzene	11.2	45.0	57.2	237.7	316.7	374.1	416.2

TABLE 6.2 Heats of Fusion, Vaporization, and Sublimation and Specific Heat at Various Temperatures of Organic Compounds (*Continued*)

Substance	ΔH_m	ΔH_v	ΔH_s	C_p			
				400 K	600 K	800 K	1000 K
1,2,3,5-Tetramethylbenzene	10.7	43.8	53.7	233.3	313.0	371.5	414.3
1,2,4,5-Tetramethylbenzene	21.0	45.5	53.4	232.2	311.2	369.9	413.0
2,2,3,3-Tetramethylbutane	7.54	31.4	42.9				
$\Delta H_t = 2.0^{-120.7}$							
Tetramethylene sulfone	1.4	61.5					
Tetramethyllead			38.1				
2,2,3,3-Tetramethylpentane	2.33						
2,2,3,4-Tetramethylpentane	0.50						
2,2,4,4-Tetramethylpentane	9.75	32.5	38.5				
2,3,3,4-Tetramethylpentane	9.00						
Tetramethylsilane	6.88						
Tetramethyltin			33.1				
1,1,3,3-Tetramethylurea	14.10	45.6					
Tetranitromethane		40.7					
Tetraphenylmethane			150.6				
Tetraphenyltin			66.3				
Tetrapropylgermanium			61.5				
Tetrapropyltin			66.9				
1,2,3,4-(1 <i>H</i>)-Tetrazole			97.5				
Thiacyclobutane		32.3	36.0				
Thiacycloheptane			47.3	175.7	272.0	330.5	368.2
Thiacyclohexane	2.5	36.0	42.6	149.4	219.1	267.8	302.7
$\Delta H_t = 1.1^{-71.8}$							
$\Delta H_t = 7.8^{-33.1}$							
Thiacyclopentane	7.4	34.7	39.5	121.1	167.5	199.4	222.3
Thiacyclopropane		29.2	30.3	69.2	92.0	107.2	118.0
Thioacetamide			83.3				
Thioacetic acid			37.2	93.1	111.8	127.2	136.5
1,2-Thiocresol			51.5				
2,2'-Thiodiethanol		66.8					
Thiophene, $\Delta H_t = 0.6^{-101.6}$	5.09	31.5	34.7	96.3	129.5	150.7	165.4
Thiophenol	11.5	39.9	47.6	137.1	184.6	215.9	237.6
Thymol	17.27						
Toluene	6.85	33.2	38.0	140.1	197.5	236.9	264.9
<i>o</i> -Toluidine		44.6	56.7				
<i>m</i> -Toluidine	3.89	44.9	57.3				
<i>p</i> -Toluidine	18.22	44.3					
Triacetamide			60.4				
2,4,6-Triamino-1,3,5-triazine			124.3				
Tribromomethane		39.7	46.1	78.7	88.0	93.3	96.7
Tributoxyborane		56.1	52.3				
Tributyl phosphate		61.4	72.0				
Trichloroacetic acid	5.88						
Trichloroacetonitrile		34.1					
Trichloroacetyl chloride			41.0				
1,3,5-Trichlorobenzene	18.2						
Trichlorobenzoinone			88.7				
1,1,1-Trichloroethane	2.73	29.9	32.5	107.6	128.4	141.1	149.8
$\Delta H_t = 7.5^{-49.0}$							
1,1,2-Trichloroethane	11.54	34.8	40.2	104.7	126.1	139.2	148.2

TABLE 6.2 Heats of Fusion, Vaporization, and Sublimation and Specific Heat at Various Temperatures of Organic Compounds (*Continued*)

Substance	ΔH_m	ΔH_v	ΔH_s	C_p			
				400 K	600 K	800 K	1000 K
Trichloroethylene		31.4	34.5	91.2	104.9	112.7	117.8
Trichloromethane	8.8	29.2	31.3	74.3	85.3	91.5	95.5
Trichloromethylsilane	8.94						
1,2,3-Trichloropropane	8.9	37.1		31.7	38.9	43.8	47.3
1,1,1-Trichlorotrifluoroethane		26.9	28.1				
1,1,2-Trichlorotrifluoroethane	2.47	27.0	28.4				
1,1,1-Trichloro-3,3,3-trifluoropropane		32.2	36.8				
Tricyanoethylene			81.2				
Tridecane, $\Delta H_f = 7.7^{-18.2}$	28.50	45.7	66.4	385.2	520.4	618.5	691.2
Tridecanenitrile			85.3				
Tridecanoic acid	43.1		146.4				
1-Tridecene	22.83	45.0	65.3	370.8	499.1	592.0	660.2
Triethanolamine	27.2	67.5					
Triethoxyborane			43.9				
Triethoxymethane			46.0				
Triethylaluminum			73.2				
Triethylamine		31.0	34.8	203.8	276.6	328.7	367.4
Triethylaminoborane			60.7				
Triethylarsine			43.1				
Triethyl arsenite			50.6				
Triethylbismuthine			46.0				
Triethylborane			36.8				
Triethylenediamine $\Delta H_f = 9.6^{79.8}$	6.1		61.9				
Triethylene glycol		71.4	79.1				
Triethylphosphine			39.8				
Triethyl phosphate			57.3				
Triethyl phosphite			41.8				
Triethylstibine			43.5				
Trifluoroacetic acid $\Delta H(\text{dimer dissociation}) = 58.8^{100}$		33.3	38.5				
Trifluoroacetonitrile	5.0						
1,1,1-Trifluoro-2-bromo-2-chloroethane		28.1	29.6				
1,1,1-Trifluoroethane	6.19	19.2		95.2	118.7	133.8	144.1
2,2,2-Trifluoroethanol		40.0					
Trifluoroethylene				81.1	97.5	107.5	113.9
Trifluoromethane	4.1	16.7		61.1	76.0	85.1	91.0
(Trifluoromethyl)benzene	13.46	32.6	37.6	169.8	226.8	262.6	286.4
Triiodomethane	16.3		69.9	82.0	90.0	94.7	97.8
Triisopropylborane			41.8				
Triisopropyl phosphite			46.0				
Trimethoxyborane			34.7				
1,1,1-Trimethoxyethane			39.2				
Trimethoxymethane			38.1				
2',4',5'-Trimethylacetophenone			63.2				
2',4',6'-Trimethylacetophenone			62.3				
Trimethylaluminum			63.2				
Trimethylamine	6.55	22.9	21.7	117.5	160.4	190.9	213.3
Trimethyl arsenite			42.3				
Trimethylarsine			28.9				

TABLE 6.2 Heats of Fusion, Vaporization, and Sublimation and Specific Heat at Various Temperatures of Organic Compounds (*Continued*)

Substance	ΔH_m	ΔH_v	ΔH_s	C_p			
				400 K	600 K	800 K	1000 K
1,2,3-Trimethylbenzene $\Delta H_t = 0.7^{-54.5}$ $\Delta H_t = 1.3^{-42.9}$	8.37	40.0	49.1	196.2	267.8	320.9	359.4
1,2,4-Trimethylbenzene		39.3	47.9	196.5	269.0	321.9	360.2
1,3,5-Trimethylbenzene	9.51	39.0	47.5	194.2	268.1	321.5	360.1
2,6,6-Trimethylbicyclo[3.1.1]-2-heptene			44.8				
Trimethylbismuthine			34.7				
Trimethylborane			20.2				
2,2,3-Trimethylbutane $\Delta H_t = 2.5^{-151.8}$	2.20	28.9	32.0	212.7	291.3	346.1	386.3
2,3,3-Trimethyl-1-butene			32.2				
<i>cis,cis</i> -1,3,5-Trimethylcyclohexane				242.9	351.2	427.6	482.0
Trimethylene oxide		28.7	29.9				
Trimethylene sulfide $\Delta H_t = 0.7^{-96.5}$	8.3	32.3	36.0	91.6	127.4	152.3	170.2
Trimethylgallium			38.1				
2,2,5-Trimethylhexane	6.2	33.7	40.2				
2,3,5-Trimethylhexane	10.00	34.4	41.4				
Trimethylindium			48.5				
2,4,7-Trimethyloctane		38.2	49.9				
2,2,3-Trimethylpentane	8.62	31.9	36.9				
2,2,4-Trimethylpentane	9.04	30.8	35.1				
2,3,3-Trimethylpentane $\Delta H_t = 7.7^{-109.0}$	0.86	32.1	37.3				
2,3,4-Trimethylpentane	9.27	32.4	37.7				
2,2,4-Trimethyl-1,3-pentanediol	8.6	55.7					
2,2,4-Trimethyl-3-pentanone		35.6	43.3				
2,4,4-Trimethyl-1-pentene		31.4	35.8				
2,4,4-Trimethyl-2-pentene		32.6	37.5				
Trimethylphosphine			28.0				
Trimethylphosphine oxide			50.2				
Trimethyl phosphate			36.8				
2,3,6-Trimethylpyridine		40.0	50.6				
2,4,6-Trimethylpyridine	9.53	39.9	50.3				
Trimethylsilanol			45.6				
Trimethylstibine			31.4				
Trimethylsuccinic anhydride			74.1				
Trimethylthiacyclopropane			39.3				
Trimethyltin bromide			47.3				
2,4,6-Trinitroanisole			133.1				
1,3,5-Trinitrobenzene	16.7		99.6				
Trinitromethane		32.6	46.7				
2,4,6-Trinitrophenetole			120.5				
2,4,6-Trinitrotoluene			104.7				
1,3,6-Trioxacyclooctane			48.8				
1,3,5-Trioxane	15.11		56.6				
Triphenylarsine			99.3				
Triphenylbismuthine			110.9				
Triphenylborane			81.6				
Triphenylene			118.0				

TABLE 6.2 Heats of Fusion, Vaporization, and Sublimation and Specific Heat at Various Temperatures of Organic Compounds (*Continued*)

Substance	ΔH_m	ΔH_v	ΔH_s	C_p			
				400 K	600 K	800 K	1000 K
Triphenylmethane			100.0				
Triphenylphosphine			96				
Triphenylstibine			106.3				
Tripropoxyborane			49.4				
Tris(diethylamino)phosphine			60.7				
Tris(trimethylsilyl)amine			54.4				
Tropolone			83.7				
Undecane	22.32	41.5	56.4	327.1	442.7	525.9	588.3
$\Delta H_f = 6.9^{-36.6}$							
Undecanenitrile			71.1				
Undecanoic acid	25.9		121.3				
1-Undecene, $\Delta H_f = 9.2^{-55.8}$	16.99	40.9	55.4	312.7	421.1	499.3	557.3
Uracil			126.5				
Urea	15.1	87.9					
(-)-Valine			162.8				
Vinyl acetate		34.4	34.8				
Vinyl benzene			39.6				
Vinylcyclohexane			39.7				
4-Vinyl-1-cyclohexene			38.3				
1,2-Xylene	13.61	36.2	43.4	171.7	234.2	278.8	311.1
1,3-Xylene	11.55	35.7	42.7	167.5	232.2	277.9	310.6
1,4-Xylene	16.81	35.7	42.4	166.1	230.8	276.7	309.7

TABLE 6.3 Enthalpies and Gibbs Energies of Formation, Entropies, and Heat Capacities of the Elements and Inorganic Compounds

Substance	Physical State	$\Delta_f H^\circ$ kJ · mol ⁻¹	$\Delta_f G^\circ$ kJ · mol ⁻¹	S° J · deg ⁻¹ · mol ⁻¹	C_p° J · deg ⁻¹ · mol ⁻¹
Actinium					
Ac	c	0	0	56.5	27.2
Aluminum					
Al	c	0	0	28.30(10)	24.4
	g	330.0(40)	289.4	164.554(4)	21.4
Al ³⁺ std. state	aq	-538.4(15)	-485.3	-325.(10)	
Al ₂ BeO ₁₀	c	-5624	-5317	175.6	265.19
Al(BH ₄) ₃	lq	-16.3	145.0	289.1	194.6
AlBr ₃	c	-527.2	-488.5	180.2	100.58
std. state	aq	-895	-799	-74.5	
Al ₄ C ₃	c	-216	-203	89	
Al(CH ₃) ₃	lq	136.4	-10.0	209.4	155.6
Al(OAc) ₃	c	-1892.4			
AlCl ₃	c	-704.2	-628.8	109.29	91.13
std. state	aq	-1033	-878	-152.3	
AlCl ₃ · 6H ₂ O	c	-2692	-2269	377	
AlF ₃	c	-1510.4(13)	-1431.1	66.5(5)	75.13
std. state	aq	-1531.0	-1322	-363.2	

TABLE 6.3 Enthalpies and Gibbs Energies of Formation, Entropies, and Heat Capacities of the Elements and Inorganic Compounds (*Continued*)

Substance	Physical State	$\Delta_f H^\circ$ kJ · mol ⁻¹	$\Delta_f G^\circ$ kJ · mol ⁻¹	S° J · deg ⁻¹ · mol ⁻¹	C_p° J · deg ⁻¹ · mol ⁻¹
AlF ₃ · H ₂ O	c	-2297	-2052	209	
AlH ₃	c	-46.0		30.0	40.2
AlI ₃	c	-313.8	-300.8	159.0	98.7
std. state	aq	-699	-640	12.1	
AlK(SO ₄) ₂ · 12H ₂ O	c	-6061.8	-5141.7	687.4	651.0
AlN	c	-318.1	-287.0	20.14	30.10
Al(NO ₃) ₃ std. state	aq	-1155	-820	117.6	
Al(NO ₃) ₃ · 6H ₂ O	c	-2850.5	-2203.9	467.8	433.0
Al(NO ₃) ₃ · 9H ₂ O	c	-3757.1	-2929.6	569	
AlO ₂ ⁻ std. state	aq	-930.9	-830.9	-36.8	
Al ₂ O ₃ corundum	c	-1675.7(13)	-1582.3	50.92(10)	79.15
Al(OH) ₃	c	-1284	-1306	71	93.1
Al(OH) ₄ ⁻ std. state	aq	-1502.5	-1305.3	102.9	
AlP	c	-166.5			
AlPO ₄ berlinite	c	-1733.8	-1618.0	90.79	93.18
Al ₂ S ₃	c	-724.0	-640	116.85	105.06
Al ₂ Se ₃	c	-565			
Al ₂ SiO ₅ andalusite	c	-2592.0	-2444.8	93.2	122.76
Al ₂ (SO ₄) ₃	c	-3435	-3507	239.3	259.4
std. state	aq	-3790	-3205	-583.3	
Al ₂ Te ₃	c	-326			
Americium					
Am	c	0	0	62.7	
Am ³⁺	aq	-682.8	-671.5	-159.0	
Am ⁴⁺	aq	-511.7	-461.1	-372	
Am ₂ O ₃	c	-1757	-1678	154.7	
AmO ₂	c	-1005.0	950.2	96.2	
Ammonium					
NH ₃	g	-45.94(35)	-16.4	192.776(5)	35.65
undissoc; std. state	aq	-80.29	-26.57	111.3	
ND ₃	g	-58.6	-26.0	203.9	38.23
NH ₄ ⁺ std. state	aq	-133.26(25)	-79.37	111.17(40)	79.9
NH ₄ OH undissoc; std. state	aq	-361.2	-254.0	165.5	
ionized; std. state	aq	-362.50	-236.65	102.5	-68.6
NH ₄ OAc	c	-616.14			
std. state	aq	-618.52	-448.78	200.0	73.6
NH ₄ Al(SO ₄) ₂	c	-2352.2	-2038.4	216.3	226.44
std. state	aq	-2481	-2054	-168.2	
NH ₄ AsO ₂ std. state	aq	-561.54	-429.41	154.8	
NH ₄ H ₂ AsO ₃ std. state	c	-847.30	-666.60	223.8	
NH ₄ H ₂ AsO ₄	c	-1059.8	-833.0	172.05	151.17
std. state	aq	-1042.07	-832.66	230.5	
(NH ₄) ₂ HAsO ₄ std. state	aq	-1171.1	-873.20	225.1	
(NH ₄) ₃ AsO ₄ std. state	aq	-1286.7	-886.63	177.4	
NH ₄ Br	c	-271.8	-175.2	113.0	96.0
std. state	aq	-254.05	-183.34	194.97	-61.9
NH ₄ BrO ₃	aq	-199.58	-60.84	275.10	
NH ₄ carbamate	c	-657.60	-448.07	133.5	
NH ₄ Cl	c	-314.5	-202.9	94.6	84.1
std. state	aq	-299.66	-210.62	169.9	-56.5
NH ₄ ClO ₃ std. state	aq	-236.48	-87.40	275.7	

TABLE 6.3 Enthalpies and Gibbs Energies of Formation, Entropies, and Heat Capacities of the Elements and Inorganic Compounds (*Continued*)

Substance	Physical State	$\Delta_f H^\circ$ kJ · mol ⁻¹	$\Delta_f G^\circ$ kJ · mol ⁻¹	S° J · deg ⁻¹ · mol ⁻¹	C_p° J · deg ⁻¹ · mol ⁻¹
NH ₄ ClO ₄	c	-295.3	-88.8	186.2	128.1
std. state	aq	-261.84	-87.99	295.4	
NH ₄ CN	c	0.4			134.0
std. state	aq	18.0	92.9	207.5	
NH ₄ CNO cyanate	aq	-278.7	-177.0	220.1	
std. state					
(NH ₄) ₂ CO ₃ std. state	aq	-942.15	-686.64	169.9	
(NH ₄) ₂ C ₂ O ₄ oxalate	c	-1123.0			226.0
(NH ₄) ₂ CrO ₄	c	-1167.3			
std. state	aq	-1144.3	-886.59	277.0	
(NH ₄) ₂ Cr ₂ O ₇	aq	-1755.2	-1459.5	488.7	
NH ₄ dithiocarbonate	c	-126.8			
NH ₄ F	c	-463.96	-348.78	71.97	65.27
std. state	aq	-465.14	-358.19	99.6	-26.8
NH ₄ formate std. state	aq	-558.06	-430.5	205.0	-7.9
NH ₄ HCO ₃	c	-849.4	-665.9	120.9	
std. state	aq	-824.5	-666.1	204.6	
NH ₄ I	c	-201.4	-112.5	117.0	81.8
std. state	aq	-187.69	-130.96	224.7	-62.3
NH ₄ IO ₃	c	-385.8			
std. state	aq	-354.0	-207.5	231.8	
NH ₄ N ₃ azide	c	115.5	274.1	112.6	
std. state	aq	142.7	268.6	221.3	
NH ₄ NO ₂	aq	-237.2	-111.6	236.4	-17.6
NH ₄ NO ₃	c	-365.56	-184.01	151.08	139.3
std. state	aq	-339.87	-190.71	259.8	-6.7
NH ₄ H ₂ PO ₄	c	-1145.07	-1210.56	151.96	142.26
std. state	aq	-1428.79	-1209.76	203.8	
(NH ₄) ₂ HPO ₄	c	-1556.91		188.0	
std. state	aq	-1557.16	-1248.00	193.3	
NH ₄ H ₃ P ₂ O ₇	aq	-2409.1	-2102.6	326.0	
NH ₄ HS	c	-156.9	-50.6	97.5	
std. state	aq	-150.2	-67.2	176.1	
NH ₄ HSO ₃	aq	-758.7	-607.0	253.1	
NH ₄ HSO ₄	c	-1026.96			
std. state	aq	-1019.85	-835.38	245.2	-3.8
(NH ₄) ₃ PO ₄	c	-1671.9			
std. state	aq	-1674.9	-1256.9	117	
(NH ₄) ₂ P ₂ O ₇ std. state	aq	-2801.2	-2236.8	335	
(NH ₄) ₂ PtCl ₆	c	-803.3			237.7
NH ₄ ReO ₄	c	-945.6	-774.9	232.6	
(NH ₄) ₂ S	aq	-231.8	-72.8	212.1	
NH ₄ SCN	aq	-56.1	13.4	257.7	39.7
NH ₄ HSeO ₄ std. state	aq	-714.2	-531.6	262.8	
(NH ₄) ₂ SeO ₄	aq	-864.0	-599.8	280.7	
(NH ₄) ₂ SiF ₆	c	-2681.69	-2365.3	280.24	228.11
(NH ₄) ₂ SO ₃	aq	-900.4	-645.0	197.5	
(NH ₄) ₂ SO ₄	c	-1180.9	-901.70	220.1	187.49
std. state	aq	-1174.28	-903.37	246.9	-133.1
(NH ₄) ₂ S ₂ O ₈	c	-1648.08			
std. state	aq	-1610.0	-1273.6	471.1	
NH ₄ VO ₃	c	-1053.1	-888.3	140.6	129.33

TABLE 6.3 Enthalpies and Gibbs Energies of Formation, Entropies, and Heat Capacities of the Elements and Inorganic Compounds (*Continued*)

Substance	Physical State	$\Delta_f H^\circ$ kJ · mol ⁻¹	$\Delta_f G^\circ$ kJ · mol ⁻¹	S° J · deg ⁻¹ · mol ⁻¹	C_p° J · deg ⁻¹ · mol ⁻¹
Antimony					
Sb	c	0	0	45.7	25.2
	g	262.3	222.1	180.3	20.8
SbBr ₃	c	-259.4	-239.3	207.1	
	g	-194.6	-223.9	372.9	80.2
SbCl ₃	c	-382.0	-323.7	184.1	107.9
SbCl ₅	lq	-440.16	-350.2	301	
SbF ₃	c	-915.5			
SbH ₃	g	145.11	147.74	232.8	41.05
SbI ₃	c	-100.4		215.5	97.57
Sb ₂ O ₃	c	-708.8		123.01	101.25
Sb ₂ O ₅	c	-971.9	-829.2	125.1	117.61
Sb ₂ S ₃	c	-174.9		182.0	117.74
Sb ₂ Te ₃	c	-56.5	-55.2	234	
Argon					
Ar	g	0	0	154.846(3)	20.79
Arsenic					
As gray	c	0	0	35.1	24.64
AsBr ₃	g	-130.0	-159.0	363.9	79.16
AsCl ₃	lq	-305.0	-259.4	216.3	133.5
	g	-261.5	-248.9	327.06	75.73
AsF ₃	lq	-821.3	-774.2	181.2	126.2
	g	-785.8	-770.8	289.1	65.6
AsH ₃	g	66.44	68.91	222.8	38.07
AsI ₃	c	-58.2	-59.4	213.05	105.77
AsO ₂ ⁻	aq	-429.0	-350.0	40.6	
AsO ₃ ⁻	aq	-888.1	-648.4	-162.8	
As ₂ O ₅	c	-924.87	-782.3	105.4	116.5
As ₄ O ₆ octahedral	c	-1313.94	-1152.52	214.2	191.29
As ₂ S ₃	c	-169.0	-168.6	163.6	116.3
Astatine					
At	c	0	0	121.3	
Barium					
Ba	c	0	0	62.48	28.10
Ba ²⁺ std. state	aq	-537.64	-560.74	9.6	
Ba(OAc) ₂ acetate	c	-1484.5			
std. state	aq	-1509.67	-1299.55	182.8	
BaBr ₂	c	-757.3	-736.8	146.0	77.0
std. state	aq	-780.73	-768.68	174.5	
BaBr ₂ · 2H ₂ O	c	-1366.1	-1230.5	226	
Ba(BrO ₃) ₂	c	-752.66	-577.4	243	
BaC ₂ O ₄ oxalate	c	-1368.6			
BaCl ₂	c	-855.0	-806.7	123.67	75.14
BaCl ₂ · 2H ₂ O	c	-1456.9	-1293.2	202.9	161.96
Ba(ClO ₃) ₂	c	-762.7			
Ba(ClO ₃) ₂ · H ₂ O	c	-1691.6	-1270.7	393	
BaCO ₃ witherite	c	-1213.0	-1134.4	112.1	86.0
BaCrO ₄	c	-1446.0	-1345.3	158.6	
BaF ₂	c	-1207.1	-1156.8	96.4	71.20
std. state	aq	-1202.90	-1118.38	-17.0	
Ba(HCO ₃) ₂ std. state	aq	-1921.63	-1734.4	192.1	

TABLE 6.3 Enthalpies and Gibbs Energies of Formation, Entropies, and Heat Capacities of the Elements and Inorganic Compounds (*Continued*)

Substance	Physical State	$\Delta_f H^\circ$ kJ · mol ⁻¹	$\Delta_f G^\circ$ kJ · mol ⁻¹	S° J · deg ⁻¹ · mol ⁻¹	C_p° J · deg ⁻¹ · mol ⁻¹
Ba(H ₂ PO ₃) ₂	c	-1762.3			
BaI ₂	c	-602.1	-601.4	165.1	77.49
std. state	aq	-648.02	-663.92	232.2	
Ba(IO ₃) ₂	c	-1027.2	-864.8	249.4	187.4
std. state	aq	-980.3	-816.7	246.4	
BaMnO ₄	c	-1548	-1439.7	138	140.6
BaMoO ₄	c	-1507.5	-1439.7	144.3	114.7
Ba(NO ₂) ₂	c	-768.2			
Ba(NO ₃) ₂	c	-988.0	-792.6	213.8	151.38
std. state	aq	-952.36	-783.41	302.5	
BaO	c	-548.0	-520.4	72.07	47.28
BaO ₂	c	-634.3			
Ba(OH) ₂	c	-944.7	-859.5	107	101.6
Ba(OH) ₂ · H ₂ O	c	-3342.2	-2793.2	427	
BaS	c	-460.0	-456.0	78.2	49.37
BaSe	c	-372			
BaSeO ₃	c	-1040.6	-968.2	167	
BaSiF ₆	c	-1952.2	-2794.1	163	
BaSO ₃	c	-1179.5			
BaSO ₄	c	-1473.19	-1362.2	132.2	101.75
BaTiO ₃	c	-1659.8	-1572.4	108.0	102.47
Beryllium					
Be	c	0	0	9.50(8)	16.38
	g	324.(5)		136.275(3)	
Be ²⁺ std. state	aq	-382.8	-379.7	-129.7	
BeAl ₂ O ₄ chrysoberyl	c	-2301.0	-2178.5	66.29	105.38
BeBr ₂	c	-353.5	-337	108.0	69.4
Be ₂ C	c	91	-88	16.3	43.2
BeCl ₂ β form	c	-490.4	-445.6	75.81	62.43
BeCO ₃	c	1025.0		52.0	65.0
BeF ₂ α form	c	-1026.8	-979.4	53.35	51.82
BeI ₂	c	-192.5	-187	121.0	71.1
Be ₃ N ₂ cubic	c	-588.3	-532.9	34.13	64.36
BeO α form	c	-609.4(25)	-580.1	13.77(4)	25.56
BeO ₂ ²⁻	aq	-790.8	-640.1	-159.0	
3BeO · B ₂ O ₃	c	-3105	-2939	100	139.7
Be(OH) ₂ β form	c	-902.5	-815.0	45.5	62.1
BeS	c	-234.3	-233.0	34.0	34.0
BeSeO ₄	c	-1205.2	-1093.8	77.9	85.7
std. state	aq	-982.0	-820.9	-75.7	
Be ₂ SiO ₄	c	-2117	-2003	64.19	95.6
BeSO ₄	c	-1200.8	-1089.4	77.97	85.70
std. state	aq	-1290.0	-1124.3	-109.6	
BeSO ₄ · H ₂ O	c	-2423.75	-2080.66	232.97	216.61
BeWO ₄	c	-1513	-1405	88.4	97.3
Bismuth					
Bi	c	0	0	56.7	25.5
	g	207.1	168.2	187.0	20.8
BiBr ₃	c	264	234	226	109
BiCl ₃	c	-379.1	-315.1	177.0	105.0
BiH ₃	g	277.8			

TABLE 6.3 Enthalpies and Gibbs Energies of Formation, Entropies, and Heat Capacities of the Elements and Inorganic Compounds (*Continued*)

Substance	Physical State	$\Delta_f H^\circ$ kJ · mol ⁻¹	$\Delta_f G^\circ$ kJ · mol ⁻¹	S° J · deg ⁻¹ · mol ⁻¹	C_p° J · deg ⁻¹ · mol ⁻¹
BiI ₃	c	-100.4	-175.3		
Bi ₂ O ₃	c	-574.0	-493.7	151.5	113.5
BiOCl	c	-366.9	-322.2	120.5	
Bi ₂ S ₃	c	-143.1	-140.6	200.4	122.2
Bi ₂ (SO ₄) ₃	c	-2544.3			
Bi ₂ Te ₃	c	-78.24		260.91	152.21
Boron					
B	c	0	0	5.90(8)	11.1
	g	565.(5)		153.436(15)	
BBr ₃	lq	-239.7	-238.5	229.7	128.03
B ₃ C	c	-62.7	-62.1	27.18	53.76
BCl ₃	g	-403.8	-388.7	290.1	62.7
BF ₃	g	-1136.0(8)	-1119.4	254.42(20)	50.45
BF ₄ ⁻ std. state	aq	-1574.9	-1487.0	179.9	
BH ₃	g	100.0	111	187.9	36.22
BH ₄ ⁻ std. state	aq	48.16	114.27	110.5	
B ₂ H ₆ diborane(6)	g	35.6	86.7	232.1	56.9
B ₃ H ₇ pentaborane(9)	lq	42.7	171.8	184.2	151.13
B ₁₀ H ₁₄ decaborane(14)	c	-29.83	212.9	234.9	221.2
BN	c	-254.4	-228.4	14.80	19.72
B ₃ N ₃ H ₆ borazine	lq	-541.0	-392.7	199.6	
	g	-510	-389	288.61	96.94
BO ₂ ⁻ std. state	aq	-772.37	-678.94	-37.24	
B ₂ O ₃	c	-1273.5(14)	-1194.3	53.97(30)	62.8
B(OH) ₄ ⁻ std. state	aq	-1344.03	-1153.32	102.5	
B ₃ O ₃ H ₃ boroxin	c	-1262	-11.56	167	98.3
B ₂ S ₃	c	-240.6		100.0	111.7
Bromine					
Br atomic	g	111.87(12)	82.4	175.018(4)	20.8
Br ⁻ std. state	aq	-121.41(15)	-103.97	82.55(20)	-141.8
Br ₂	lq	0	0	152.21(30)	75.67
	g	30.91(11)		245.468(5)	
Br ₃ ⁻ std. state	aq	-130.42	-107.07	215.5	
BrCl	g	14.6	-0.96	239.91	34.98
BrF	g	-93.8	-109.2	229.0	32.97
BrF ₃	lq	-300.8	-240.5	178.2	124.6
	g	-255.6	229.4	292.5	66.6
BrF ₅	lq	-458.6	-351.9	225.1	
	g	-428.9	-351.6	323.2	99.6
BrO ⁻ std. state	aq	-94.1	-33.5	42.0	
BrO ₂ ⁻ std. state	aq	-67.07	18.6	161.71	
BrO ₄ ⁻	aq	13.0	118.1	199.6	
Cadmium					
Cd	c	0	0	51.80(15)	25.9
	g	111.80(20)		167.749(4)	20.8
Cd ²⁺	aq	-75.92(60)		-72.8(15)	
CdBr ₂	c	-316.18	-296.31	137.2	76.7
std. state	aq	-318.99	-285.52	91.6	
CdCl ₂	c	-391.6	-343.9	115.3	74.7
std. state	aq	-410.20	-340.12	39.8	
CdCl ₂ · 5/2H ₂ O	c	-1131.94	-944.08	227.2	

TABLE 6.3 Enthalpies and Gibbs Energies of Formation, Entropies, and Heat Capacities of the Elements and Inorganic Compounds (*Continued*)

Substance	Physical State	$\Delta_f H^\circ$ kJ · mol ⁻¹	$\Delta_f G^\circ$ kJ · mol ⁻¹	S° J · deg ⁻¹ · mol ⁻¹	C_p° J · deg ⁻¹ · mol ⁻¹
Cd(CN) ₂	c	162.3			
std. state	aq	225.5	267.4	115.1	
CdCO ₃	c	-750.6	-669.4	92.5	
Cd(OAc) ₂ std. state	aq	-1047.9	-816.4	100	
CdF ₂	c	-700.4	-647.7	77.4	
std. state	aq	-741.15	-635.21	-100.8	
CdI ₂	c	-203.3	-201.4	161.1	80.0
std. state	aq	-186.3	-180.8	149.4	
CdI ₄ ⁻ std. state	aq	-341.8	-315.9	326	
Cd(NH ₃) ₄ ²⁺ std. state	aq	-450.2	-226.4	336.4	
Cd(NO ₃) ₂	c	-456.3			
std. state	aq	-490.6	-300.2	219.7	
CdO	c	-258.35(40)	-228.7	54.8(15)	43.4
Cd(OH) ₂	c	-560.7	-473.6	96.0	
CdS	c	-161.9	-156.5	64.9	55.5
CdSO ₄	c	-933.4	-822.7	123.0	99.6
std. state	aq	-985.2	-822.2	-53.1	
CdSO ₄ · 8/3H ₂ O	c	-1729.30(80)	-1465.3	229.65(40)	213.3
CdSeO ₄	c	-633.0	-531.8	164.4	
std. state	aq	-674.9	-518.8	-19.3	
CdTe	c	-92.5	-92.0	100.0	
Calcium					
Ca	c	0	0	41.59(40)	25.9
	g	177.8(8)		154.887(4)	
Ca ²⁺ std. state	aq	-543.0(10)	-553.54	-56.2(10)	
Ca(OAc) ₂	c	-1479.5			
std. state	aq	-1514.73	-1292.35	120.1	
Ca ₃ (AsO ₄) ₂	c	-3298.7	-3063.1	226	
Ca(BO ₂) ₂	c	-2030.9	-1924.1	104.85	103.98
CaB ₄ O ₇	c	-3360.3	-3167.1	134.7	157.9
CaBr ₂	c	-682.8	-663.6	130.0	75.04
std. state	aq	-785.9	-761.5	111.7	
CaC ₂	c	-59.8	-64.9	69.96	62.72
CaCl ₂	c	-795.4	-748.8	108.4	72.9
std. state	aq	-877.13	-816.05	59.8	
CaCl ₂ · 2H ₂ O	c	-1402.9			738
CaCN ₂ cyanamide	c	-350.6			
Ca(CN) ₂	c	-184.5			
CaCO ₃ calcite	c	-1207.6	-1129.1	91.7	83.5
aragonite	c	-1207.8	-1128.2	88.0	82.3
	aq	-1220.0	-1081.4	-110.0	
CaC ₂ O ₄	c	-1360.6			
CaC ₂ O ₄ · H ₂ O	c	-1674.9	-1514.0	156.5	152.8
CaCrO ₄	c	-1379.1	-1277.4	134	
CaF ₂	c	-1228.0	-1175.6	68.6	67.0
	aq	-1208.1	-1111.2	-80.8	
Ca(formate) ₂	c	1386.6			
CaH ₂	c	-181.5	-142.5	41.4	41.0
CaHPO ₄ · 2H ₂ O	c	-2403.58	-2154.75	189.45	197.07
Ca(H ₂ PO ₂) ₂ hypophosphite	c	-1752.7			
Ca(H ₂ PO ₄) ₂ std. state	aq	-3135.41	-2814.33	127.6	

TABLE 6.3 Enthalpies and Gibbs Energies of Formation, Entropies, and Heat Capacities of the Elements and Inorganic Compounds (*Continued*)

Substance	Physical State	$\Delta_f H^\circ$ kJ · mol ⁻¹	$\Delta_f G^\circ$ kJ · mol ⁻¹	S° J · deg ⁻¹ · mol ⁻¹	C_p° J · deg ⁻¹ · mol ⁻¹
Ca(H ₂ PO ₄) ₂ · H ₂ O	c	-3409.67	-3058.42	259.8	258.82
CaI ₂	c	-533.5	-528.9	142.0	77.16
std. state	aq	-653.2	-656.7	169.5	
Ca(IO ₃) ₂	c	-1002.5	-839.3	230	
Ca[Mg(CO ₃) ₂] dolomite	c	-2326.3	-2163.6	155.18	157.53
CaMoO ₄	c	-1541.4	-1434.7	122.6	114.3
Ca ₃ N ₂	c	-439.3		105.0	113.0
Ca(NO ₂) ₂	c	-741.4			
Ca(NO ₃) ₂	c	-938.2	-742.8	193.3	149.37
std. state	aq	-957.55	-776.22	239.7	
CaO	c	-634.92(90)	-603.3	38.1(4)	42.0
Ca(OH) ₂	c	-985.2	-897.5	83.4	87.5
Ca ₃ P ₂	c	-506			
Ca ₃ (PO ₄) ₂	c	-4120.8	-3884.8	236.0	227.8
Ca ₂ P ₂ O ₇	c	-3338.8	-3132.1	189.24	187.8
Ca ₁₀ (PO ₄) ₆ F ₂ fluoroapatite	c	-13,744	-12,983	775.7	751.9
CaS	c	-482.4	-477.4	56.5	47.4
CaSe	c	-368.2	-363.2	67	
CaSiO ₃	c	-1634.9	-1549.7	81.92	85.27
Ca ₂ SiO ₄	c	-2307.5	-2192.8	127.7	128.8
3CaO · SiO ₂	c	-2929.2	-2784.0	168.6	171.9
CaSO ₃ · 2H ₂ O	c	-1752.7	-1555.2	184	178.7
CaSO ₄	c	-1425.2	-1309.1	108.4	99.0
	aq	-1451.1	-1298.1	-33.1	
CaSO ₄ · ½H ₂ O	c	-1576.7	-1436.8	130.5	119.4
CaSO ₄ · 2H ₂ O	c	-2022.6	-1797.5	194.1	186.0
Ca(VO ₃) ₂	c	-2329.3	-2169.7	179.1	166.8
CaWO ₄	c	-1645.15	-1538.50	126.40	114.14
Carbon					
C graphite	c	0	0	5.74(10)	8.517
	g	716.68(45)		158.100(3)	
diamond	c	1.897	2.900	2.377	6.116
CN ⁻	aq	150.6	172.4	94.1	
(CN) ₂ cyanogen	g	306.7	297.2	241.9	56.9
CNBr	g	186.2	165.3	248.36	46.9
CNCl	g	137.95	131.02	236.2	45.0
CNF	g			224.7	41.8
CNI	c	166.2	185.0	96.2	
	g	225.5	196.6	256.8	48.3
CNN ₃ cyanogen azide	c	387.4			
OCN ⁻	aq	-146.0	-97.4	106.7	
CO	g	-110.53(17)	-137.16	197.660(4)	29.14
CO ₂	g	-393.51(13)	394.39	213.785(10)	37.13
undissoc; std. state	aq	-413.26(20)	-386.0	119.36(60)	
CO ₃ ²⁻	aq	-675.23(25)	-527.9	-50.0(10)	
C ₃ O ₂ suboxide	g	-93.7	-109.8	276.4	67.0
COBr ₂	g	-96.2	-110.9	309.1	61.8
COCl ₂ phosgene	g	-219.1	-204.9	283.50	57.70
COClF	g			276.7	52.4
COF ₂	g	-639.8	-623.33	258.89	46.8

TABLE 6.3 Enthalpies and Gibbs Energies of Formation, Entropies, and Heat Capacities of the Elements and Inorganic Compounds (*Continued*)

Substance	Physical State	$\Delta_f H^\circ$ kJ · mol ⁻¹	$\Delta_f G^\circ$ kJ · mol ⁻¹	S° J · deg ⁻¹ · mol ⁻¹	C_p° J · deg ⁻¹ · mol ⁻¹
COS carbonyl sulfide	g	-142.0	-166.9	231.56	41.50
CS ₂	lq	89.0			74.6
	g	117.7	67.1	237.8	45.4
CTe ₂	lq	164.8			
Cerium					
Ce γ , fcc	c	0	0	72.0	26.9
Ce ³⁺ std. state	aq	-696.2	-672.0	-205.0	
Ce ⁴⁺ std. state	aq	-537.2	-503.8	-301.0	
CeCl ₃	c	-1060.5	-984.8	151.0	87.4
std. state	aq	-1197.5	-1065.7	-38.0	
CeF ₃	c	-1635.9	-1556	115.1	99.3
CeI ₃	c	-669.3	-674	209	
Ce(NO ₃) ₃	c	-1225.9			
CeO ₂	c	-1088.7	-1024.7	62.30	61.63
Ce ₂ O ₃	c	-1796.2	-1706.2	150.6	114.6
CeS	c	-459.4	-451.5	78.2	50.0
Ce ₂ (SO ₄) ₃	c	-3954.3			
std. state	aq	-4176.9	-3652.6	-318	
Ce ₂ (SO ₄) ₃ · 8H ₂ O	c	-5522.9	-5607.4		
Cesium					
Cs	c	0	0	85.23(40)	32.20
	lq	2.087	0.025	92.1	32.4
	g	76.5(10)		175.601(3)	
Cs ⁺ std. state	aq	-258.00(50)	-292.0	132.1(5)	-10.5
Cs acetate	aq	-744.3	-661.3	219.7	
CsBO ₂	c	-972.0	-915.0	104.4	80.6
CsBr	c	-405.8	-391.4	113.05	52.93
std. state	aq	-379.8	-396.0	215.5	
CsCl	c	-442.8	414.4	101.18	52.44
std. state	aq	-425.4	-423.3	189.4	-146.9
CsClO ₄	c	-443.1	-314.3	175.1	108.3
Cs ₂ CO ₃	c	-1139.7	-1054.4	204.5	123.9
std. state	aq	-1193.7	-1111.9	209.2	
CsF	c	-553.5	-525.5	92.8	51.1
std. state	aq	-590.9	-570.8	119.2	
Cs formate	aq	-683.8	-643.0	226.0	
CsHCO ₃	c	-966.1			
CsHF	c	-923.8	-858.9	135.2	87.3
CsHSO ₄	c	-1158.1			
	aq	-1145.6	-1047.9	264.8	
CsI	c	-346.6	-340.6	123.1	52.8
std. state	aq	-313.5	-343.6	244.4	-152.7
CsIO ₃	c	-525.9	-433.9		167
CsNO ₃	c	-506.0	-406.6	155.2	
std. state	aq	-465.6	-403.3	279.5	-99.2
Cs ₂ O	c	-345.8	-308.2	146.9	76.0
CsOH	c	-417.2	370.7	98.7	67.9
std. state	aq	-488.3	-449.3	122.3	
Cs ₂ PtCl ₆ std. state	aq	-1184.9	-1066.9	485.8	
Cs ₂ S	aq	-483.7	-498.3	251.0	
Cs ₂ Se	aq		454.8		

TABLE 6.3 Enthalpies and Gibbs Energies of Formation, Entropies, and Heat Capacities of the Elements and Inorganic Compounds (*Continued*)

Substance	Physical State	$\Delta_f H^\circ$ kJ · mol ⁻¹	$\Delta_f G^\circ$ kJ · mol ⁻¹	S° J · deg ⁻¹ · mol ⁻¹	C_p° J · deg ⁻¹ · mol ⁻¹
Cs ₂ SO ₄	c	-1443.0	-1323.6	211.9	134.9
std. state	aq	-1425.8	-1328.6	286.2	
Chlorine					
Cl atomic	g	121.301(8)		165.190(4)	
Cl ⁻ std. state	aq	-167.08(10)	-131.3	56.60(20)	-136.4
Cl ₂	g	0	0	233.08(10)	33.95
ClF	g	-50.3	-51.84	217.9	32.08
ClF ₃	g	-163.2	-123.0	281.6	63.85
ClF ₅	g	-239	-147	310.74	97.17
ClO	g	101.8	98.1	226.6	31.5
ClO ⁻ std. state	aq	-107.1	-36.8	41.8	
ClO ₂	g	102.5	120.5	256.8	42.00
ClO ₂ ⁻ std. state	aq	-66.5	17.2	101.3	
ClO ₃ ⁻ std. state	aq	-104.0	-8.0	162.3	
ClO ₃ F perchloryl fluoride	g	-23.8	48.2	279.0	64.9
ClO ₄ ⁻ std. state	aq	-128.10(40)	-8.62	184.0(15)	
Cl ₂ O	g	80.3	97.9	266.2	45.4
Cl ₂ O ₇	lq	238.1			
	g	1138			
Chromium					
Cr	c	0	0	23.8	23.43
Cr ²⁺ std. state	aq	-143.5			
CrBr ₂	c	-302.1			
CrCl ₂	c	-395.4	-356.0	115.3	71.2
CrCl ₃	c	-556.5	-486.1	123.0	91.8
Cr(CO) ₆ hexacarbonyl	c	-1077.8		293.01	226.23
CrF ₂	c	-778.0			
CrF ₃	c	-1159	-1088	93.9	78.7
Cr ₂ FeO ₄	c	-1444.7	-1343.8	146.0	133.6
CrI ₂	c	-156.9			
CrI ₃	c	-205.0			
CrN	c	-117	-93	38	52.7
CrO ₂	c	-598.0			
Cr ₂ O ₃	c	-1140	-1058.1	81.2	118.7
Cr ₃ O ₄	c	-1131.0			
CrO ₂ Cl ₂	g	-538.1	-501.6	329.8	84.5
CrO ₄ ²⁻ std. state	aq	-881.15	-727.85	50.21	
HCrO ₄ ⁻ std. state	aq	-878.22	-764.84	184.1	
Cr ₂ O ₇ ²⁻ std. state	aq	-1490.3	-1301.2	261.9	
Cr ₂ (SO ₄) ₃	c	-609.6		269.9	302.6
Cobalt					
Co	c	0	0	30.0	24.8
Co ²⁺ std. state	aq	-58.2	-54.4	-113	
Co ³⁺ std. state	aq	92	134	-305	
CoBr ₂	c	-220.9			79.5
std. state	aq	-301.3	-262.3	50	
CoCl ₂	c	-312.5	-269.8	109.2	78.49
std. state	aq	-392.5	-316.7	0	
CoCO ₃	c	-713.0			
CoF ₂	c	-692	-647	82.4	68.9
CoF ₃	c	-790	-719	95	92

TABLE 6.3 Enthalpies and Gibbs Energies of Formation, Entropies, and Heat Capacities of the Elements and Inorganic Compounds (*Continued*)

Substance	Physical State	$\Delta_f H^\circ$ kJ · mol ⁻¹	$\Delta_f G^\circ$ kJ · mol ⁻¹	S° J · deg ⁻¹ · mol ⁻¹	C_p° J · deg ⁻¹ · mol ⁻¹
CoI ₂	c	-88.7			
	aq	-168.6	-157.7	109.0	
Co(NH ₃) ₆ ²⁺ std. state	aq	-584.9	-157.3	146	
Co(NH ₃) ₅ ³⁺ std. state	aq		-189.5		
Co(NO ₃) ₂	c	-420.5			
std. state	aq	-472.8	-277.0	180	
CoO	c	-237.7	-214.0	53.0	55.3
Co ₃ O ₄	c	-891	-774	102.5	123.4
Co(OH) ₂	c	-539.7	-454.4	79.0	
CoS	c	-82.8			
Co ₂ S ₃	c	-147.3			
CoSO ₄	c	-888.3	-782.4	118.0	103
std. state	aq	-967.3	-799.1	-92.0	
CoSO ₄ · 7H ₂ O	c	-2979.93	-2473.83	406.06	390.49
Copper					
Cu	c	0	0	33.15(8)	24.44
	g	337.4(12)		166.398(4)	
Cu ⁺ std. state	aq	71.67	50.00	40.6	
Cu ²⁺ std. state	aq	64.9(10)	65.52	-98.(4)	
Cu(OAc) ₂ acetate	c	-893.3			
std. state	aq	-907.25	-673.29	73.6	
Cu ₂ (AsO ₄) ₂ std. state	aq	-1581.97	-1100.48	-804.2	
CuBr	c	-104.6	-100.8	96.2	54.7
CuBr ₂	c	-141.84			
CuCl	c	-137.2	-119.9	86.2	48.5
CuCl ₂	c	-220.1	-175.7	108.09	71.88
Cu(ClO ₄) ₂ std. state	aq	-193.89	48.28	264.4	
CuCN	c	95.0	108.4	90.00	61.04
CuCNS std. state	aq	138.11	142.67	184.93	
Cu(CNS) ₂ std. state	aq	217.65	250.87	189.1	
CuF	c	-280	-260	64.9	51.9
CuF ₂	c	-542.7	-492	77.45	65.55
Cu(formate) ₂	aq	-786.34	-636.4	84	
CuI	c	67.8	-69.5	96.7	54.1
Cu(NH ₃) ₄ ²⁺ std. state	aq	-348.5	-111.3	273.6	
Cu(NO ₃) ₂	c	-302.9			
std. state	aq	-349.95	-157.15	193.3	
CuO	c	-157.3	-129.7	42.6	42.2
Cu ₂ O	c	-168.6	-149.0	93.1	63.6
Cu(OH) ₂	c	-450	-373	108.4	95.19
CuS	c	-53.1	-53.7	66.5	47.8
Cu ₂ S	c	-79.5	-86.2	120.9	76.3
CuSe	c	-39.5			
Cu ₂ Se	c	-59.4		157.3	88.70
CuSO ₄	c	-771.4(12)	-662.2	109.2(4)	98.87
std. state	aq	-844.50	-679.11	-79.5	
CuSO ₄ · 5H ₂ O	c	-2279.65	-1880.04	300.4	280
CuWO ₄	c	-1105.0			
Dysprosium					
Dy	c	0	0	75.6	27.7
Dy ³⁺ std. state	aq	-699.0	-665.0	-231.0	21.0

TABLE 6.3 Enthalpies and Gibbs Energies of Formation, Entropies, and Heat Capacities of the Elements and Inorganic Compounds (*Continued*)

Substance	Physical State	$\Delta_f H^\circ$ kJ · mol ⁻¹	$\Delta_f G^\circ$ kJ · mol ⁻¹	S° J · deg ⁻¹ · mol ⁻¹	C_p° J · deg ⁻¹ · mol ⁻¹
DyCl ₃	c	-1000			100.0
	aq	-1197.0	-1059.0	-61.9	-389.0
DyF ₃	c	-1711.0			
Dy ₂ O ₃	c	-1863.1	-1771.5	149.8	116.27
Erbium					
Er	c	0	0	73.18	28.12
Er ³⁺ std. state	aq	-705.4	-669.1	-244.3	21.0
ErCl ₃	c	-998.7			100.0
	aq	-1207.1	-1062.7	-75.3	-389.0
Er ₂ O ₃	c	-1897.9	-1808.7	155.6	108.49
Europium					
Eu	c	0	0	77.78	27.66
Eu ²⁺ std. state	aq	-527.0	540.2	-8.0	
Eu ³⁺	aq	-605.0	-574.0	-222.0	8.0
EuCl ₂	aq	-862.0			
EuCl ₃	c	-936.0	-856	144.1	
	aq	-1106.2	-967.7	-54.0	-402.0
EuF ₃	c	-1571			
Eu ₂ O ₃ monoclinic	c	-1651.4	-1556.9	146	122.2
Eu ₃ O ₄	c	-2272.0	-2142.0	205.0	
Eu(OH) ₃	c	-1332	-1195	119.9	
Fluorine					
F atomic	g	79.38(30)	62.3	158.751(4)	22.7
F ⁻	aq	-335.35(65)	-278.8	-13.8(8)	-106.7
F ₂	g	0	0	202.791(5)	31.30
FNO ₃	g	10.5	73.7	292.9	65.22
FO	g	109.0	105.0	216.8	30.5
F ₂ O	g	24.7	41.9	247.4	43.3
F ₂ O ₂	g	18.0			
Francium					
Fr	c	0	0	95.40	31.80
FrCl	c	-439		113.0	53.56
Fr ₂ O	c	-338	299.2	156.9	
Gadolinium					
Gd	c	0	0	68.07	37.03
Gd ³⁺ std. state	aq	-686.0	-661.0	-205.9	
GdCl ₃	c	-1008.0	-933	151.4	88.0
std. state	aq	-1188.0	-1059.0	-36.8	-410.0
GdF ₃	lq	-1297			
Gd ₂ O ₃ monoclinic	c	-1819.6	-1730	150.6	106.7
Gallium					
Ga	c	0	0	40.8	26.06
	lq	5.6			
	g	272.0		169.0	25.3
Ga ³⁺	aq	-211.7	-159.0	-331.0	
GaAs	c	-71.0	-67.8	64.2	46.2
GaBr ₃	c	-386.6	-359.8	180.0	
GaCl ₃	c	-524.7	-454.8	142.0	
GaF ₃	c	-1163.0	-1085.3	84	
GaI ₃	c	-238.9		205.0	100
Ga ₂ O ₃ rhombic	c	-1089.1	-998.3	84.98	92.1

TABLE 6.3 Enthalpies and Gibbs Energies of Formation, Entropies, and Heat Capacities of the Elements and Inorganic Compounds (*Continued*)

Substance	Physical State	$\Delta_f H^\circ$ kJ · mol ⁻¹	$\Delta_f G^\circ$ kJ · mol ⁻¹	S° J · deg ⁻¹ · mol ⁻¹	C_p° J · deg ⁻¹ · mol ⁻¹
Ga(OH) ₃	c	-964.4	-831.3	100.0	
GaSb	c	-41.8	-38.9	76.07	48.53
Germanium					
Ge	c	0	0	31.09(15)	23.3
	g	372.0(30)	331.2	167.904(5)	30.7
GeBr ₄	lq	-347.7	-331.4	280.8	
	g	-300.0	-318.0	396.2	101.8
GeCl ₄	lq	-531.8	-462.8	245.6	
	g	-495.8	-457.3	347.7	96.1
GeF ₄	g	-1190.20(50)	-1150.0	301.9(10)	81.84
GeH ₄	g	90.8	113.4	217.02	45.02
GeI ₄	c	-141.8	-144.4	271.1	
	g	-56.9	-106.3	428.9	104.1
GeO ₂ tetragonal	c	-580.0(10)	-521.4	39.71(15)	52.1
GeP	c	-21.0	-17.0	63.0	
GeS	c	-69.0	-71.6	71	
Gold					
Au	c	0	0	47.4	25.36
AuBr	c	-14.0			
AuBr ₃	c	-53.3			
AuCl	c	-34.7		92.9	48.74
AuCl ₃	c	-117.6		148.1	94.81
AuCl ₄ ⁻ std. state	aq	-322.2	-237.32	266.9	
Au(CN) ₂ ⁻ std. state	aq	242.3	285.8	172	
AuF ₃	c	-363.6		114.2	91.29
AuSb ₂	c	-19.46		119.2	77.40
AuSn	c	-30.5		93.7	49.41
Hafnium					
Hf hexagonal	c	0	0	43.56	25.69
HfC	c	-230.1		41.21	34.43
HfCl ₄	c	-990.4	-901.3	190.8	120.46
HfF ₄ monoclinic	c	-1930.5	-1830.5	113	
HfO ₂	c	-1144.7	-1088.2	59.3	60.25
Helium					
He	g	0	0	126.153(2)	20.786
Holmium					
Ho	c	0	0	75.3	27.15
Ho ³⁺ std. state	aq	-705.0	-673.7	226.8	17.0
HoCl ₃	c	-1005.4			88
std. state	aq	-1206.7	-1067.3	-57.7	-393.0
HoF ₃	c	-1707.0			
Ho ₂ O ₃	c	-1880.7	-1791.2	158.2	115.0
Hydrogen					
H atomic	g	217.998(6)	203.3	114.717(2)	20.8
H ⁺ std. state	aq	0	0	0	0
H ₂	g	0	0	130.680(3)	28.84
H ² H	g	0.321	-1.463	143.80	29.20
² H ₂ (D ₂) deuterium	g	0	0	144.96	29.19
HAsO ₂ undissoc; std. state	aq	-456.5	-402.71	125.9	

TABLE 6.3 Enthalpies and Gibbs Energies of Formation, Entropies, and Heat Capacities of the Elements and Inorganic Compounds (*Continued*)

Substance	Physical State	$\Delta_f H^\circ$ kJ · mol ⁻¹	$\Delta_f G^\circ$ kJ · mol ⁻¹	S° J · deg ⁻¹ · mol ⁻¹	C_p° J · deg ⁻¹ · mol ⁻¹
H ₂ AsO ₃ ⁻ undissoc; std. state	aq	-714.79	-587.22	110.5	
H ₃ AsO ₃ undissoc; std. state	aq	-742.2	-639.90	195.0	
HAAsO ₄ ⁻ undissoc; std. state	aq	-906.34	-714.70	-1.7	
H ₂ AsO ₄ ⁻ undissoc; std. state	aq	-909.56	-753.29	117	
H ₃ AsO ₃ undissoc; std. state	c	-906.30			
HBO ₂	c	-794.3	-723.4	38	54.4
H ₃ BO ₃ undissoc	c	-1094.8(8)	-968.9	89.95(60)	86.1
HBr	g	-36.29(16)	-53.4	198.700(4)	29.1
std. state	aq	-121.55	-103.97	82.4	-141.8
HBrO undissoc; std. state	aq	-113.0	-82.4	142	
HBrO ₃ std. state	aq	-67.07	18.54	161.71	
HCl	g	-92.31(10)	-95.30	186.902(5)	29.12
std. state	aq	-167.15	-131.25	56.5	-136.4
² HCl deuterium chloride	g	-93.35	-95.94	192.63	29.17
HClO	g	-78.7	-66.1	236.7	37.15
undissoc; std. state	aq	-120.9	-79.9	142	
HClO ₂ undissoc; std. state	aq	-51.9	5.9	188.3	
HClO ₃ std. state	aq	-103.97	-8.03	162.3	
HClO ₄ std. state	lq	-40.58			
std. state	aq	-129.33	-8.62	182.0	
HClO ₄ · H ₂ O	c	-302.21			
HClO ₄ · 2H ₂ O	lq	-677.98			
HCN	lq	108.87	124.93	112.84	70.63
ionized; std. state	g	135.1	124.7	201.81	35.86
undissoc; std. state	aq	150.6	172.4	94.1	
HCNO ionized; std. state	aq	107.11	119.66	124.7	
undissoc; std. state	aq	-146.0	-97.5	106.7	
undissoc; std. state	aq	-154.39	-117.2	144.8	
HCNS ionized; std. state	aq	76.44	92.68	144.4	-40.2
HCOO ⁻ formate	aq	-425.6	-351.0	92.0	-87.9
CH ₃ COO ⁻ acetate	aq	-486.0	-369.3	86.6	-6.3
HCO ₃ ⁻ std. state	aq	-689.93(20)	-586.85	98.4(5)	
H ₂ CO ₃ std. state	aq	-699.65	-623.16	187.4	
HC ₂ O ₄ ⁻	aq	-818.4	-698.3	149.4	
H ₂ C ₂ O ₄	c	-821.7	-723.7	109.8	91.0
C ₂ O ₃ ⁻	aq	-825.1	-673.9	45.6	
H ₂ CS ₃ trithiocarbonic acid	lq	25.1	27.82	233.0	149.8
HF	g	-273.30(70)	-275.4	173.779(3)	29.14
undissoc; std. state	lq	-299.78	75.40	51.67	
F ⁻	aq	-320.08	-296.86	88.7	
² HF	g	-332.63	-278.8	-13.8	-106.7
HF ₂ std. state	aq	-275.5	-277.27	179.70	29.14
H ₂ F ₂ dimer	aq	-649.94	-578.15	92.5	
H ₂ F ₂ dimer	g	-572.66	-544.51	238	44.89
H ₂ Fe(CN) ₆ ⁻ std. state	aq	455.6	658.44	218	

TABLE 6.3 Enthalpies and Gibbs Energies of Formation, Entropies, and Heat Capacities of the Elements and Inorganic Compounds (*Continued*)

Substance	Physical State	$\Delta_f H^\circ$ kJ · mol ⁻¹	$\Delta_f G^\circ$ kJ · mol ⁻¹	S° J · deg ⁻¹ · mol ⁻¹	C_p° J · deg ⁻¹ · mol ⁻¹
HFO	g	98	-86	226.8	35.93
HI	g	26.50(10)	1.7	206.590(4)	29.16
std. state	aq	-55.19	-51.59	111.3	-142.3
HIO undissoc; std. state	aq	-138.1	-99.2	95.4	
HIO ₃	c	-230.1			
H ₂ MoO ₄	c	-1046.0			
HN	g	351.5	345.6	181.2	29.2
HN ₃	lq	264.0	327.2	140.6	
	g	294.1	328.1	239.0	43.7
H ₂ N	g	184.9	194.6	195.0	33.9
² H ₂ N ₂ <i>cis</i> -diazine	g	207	241	224.09	39.02
HNCO isocyanic acid	g	-116.73	-107.36	238.11	44.85
HNCS isothiocyanic acid	g	127.61	112.88	248.03	46.40
HNO ₂	g	-79.5	-46.0	254.1	45.5
HNO ₃	lq	-174.1	-80.7	155.60	109.9
	g	-133.9	-73.54	266.9	54.1
std. state	aq	-207.36	-111.34	146.4	-86.6
H ₂ N ₂ O ₂ hyponitrous acid	aq	-57.3	36.0	218	
HO hydroxyl	g	39.0	34.2	183.64	30.00
HO ⁻	aq	-230.015	-157.28	-10.90	-148.5
HO ₂	g	10.5	22.6	229.0	34.9
HO ₂ ⁻ std. state	aq	-160.33	67.4	23.9	
H ₂ O	c	-292.72			37.11
	lq	-285.830(40)	-237.14	69.95(3)	75.35
	g	-241.826(40)	-228.61	188.835(10)	33.60
¹ H ² HO	g	-245.37	-233.18	199.51	33.79
² H ₂ O deuterium oxide	g	-249.20	-234.54	198.33	34.25
H ₂ O ₂ hydrogen peroxide	lq	-187.78	-120.42	109.6	89.1
	g	-136.3	-105.6	232.7	43.14
undissoc; std. state	aq	-191.17	-134.10	143.9	
HOCN undissoc; std. state	aq	-154.39	-117.2	144.8	
OCN ⁻ cyanate std. state	aq	-146.02	-97.5	106.7	
HPO ₃	c	-948.51			
HPO ₄ ²⁻ std. state	aq	-1299.0(15)	-1089.26	-33.5(15)	
H ₂ PO ₄ ⁻ std. state	aq	-1302.6(15)	-1130.39	92.5(15)	
HPH ₂ O ₂ hypophosphorous acid	c	-604.6			
H ₃ PO ₃	c	-964.4			
H ₃ PO ₄	c	-1284.4	-1124.3	110.5	106.1
	lq	-1271.7	-1123.6	150.8	145.06
ionized; std. state	aq	-1277.4	-1018.8	222	
undissoc; std. state	aq	-1288.34	-1142.65	158.2	
HP ₂ O ₇ ³⁻	aq	-2274.8	-1972.2	46.0	
H ₂ P ₂ O ₇ ²⁻	aq	-2278.6	-2010.2	163.0	
H ₄ P ₂ O ₇	c	-2241.0			
undissoc; std. state	aq	-2268.6	-2032.2	268	
HReO ₄	c	-762.3	-656.4	158.2	
HS	g	142.7	113.3	195.7	32.3
HS ⁻ std. state	aq	-16.3(15)	12.05	67.(5)	
H ₂ S	g	-20.6(5)	-33.4	205.81(5)	34.19
undissoc; std. state	aq	-38.6(15)	-27.87	126.(5)	

TABLE 6.3 Enthalpies and Gibbs Energies of Formation, Entropies, and Heat Capacities of the Elements and Inorganic Compounds (*Continued*)

Substance	Physical State	$\Delta_f H^\circ$ kJ · mol ⁻¹	$\Delta_f G^\circ$ kJ · mol ⁻¹	S° J · deg ⁻¹ · mol ⁻¹	C_p° J · deg ⁻¹ · mol ⁻¹
² H ₂ S	g	-23.9	-35.3	215.3	35.76
H ₂ S ₂	g	15.5			51.5
HSbO ₃ undissoc; std. state	aq	-487.9	-407.5	46.6	
HSCN undissoc; std. state	aq	76.4	97.7	144.3	-40.2
SCN ⁻ std. state	aq	76.44	92.68	144.5	-40.2
HSe ⁻ std. state	aq	15.9	43.9	79.0	
H ₂ Se	g	29.7	15.9	219.0	34.7
HSeO ₃ ⁻ std. state	aq	-514.55	-411.54	135.1	
H ₂ SeO ₃	c	-524.46			
undissoc; std. state	aq	-507.48	-426.22	207.9	
HSeO ₄ ⁻ std. state	aq	-581.6	-452.3	149.4	
H ₂ SeO ₄	c	-530.1			
H ₂ SiO ₃	c	-1188.67	-1092.4	134.0	
undissoc; std. state	aq	-1182.8	-1079.5	109	
H ₄ SiO ₄	c	-1481.1	-1333.0	192	
undissoc; std. state	aq	-1468.6	-1316.7	180	
HSO ₃ ⁻ std. state	aq	-626.22	-527.8	139.8	
HSO ₄ ⁻	aq	-886.9(10)	-755.9	131.7(30)	-84.0
HSO ₃ Cl	lq	-601.2			
HSO ₃ F	lq	-795.0			
	g	-753	-691	297	75.24
H ₂ SO ₃ undissoc; std. state	aq	-608.81	-537.90	232.2	
H ₂ SO ₄	lq	-814.0	-689.9	156.90	138.9
std. state	aq	-909.27	-744.63	20.1	293
H ₂ SO ₄ · H ₂ O	lq	-1127.6	-950.3	211.5	214.3
H ₂ SO ₄ · 2H ₂ O	lq	-1427.1	-1199.6	276.4	261.5
H ₂ SO ₄ · 3H ₂ O	lq	-1720.4	-1443.9	345.4	319.1
H ₂ SO ₄ · 4H ₂ O	lq	-2011.2	-1685.8	414.5	386.4
H ₂ S ₂ O ₇	c	-1273.6			
H ₂ Te	g	99.6		228.9	35.56
H ₂ WO ₄	c	-1131.8	-1003.9	145	113
Indium					
In	c	0	0	57.8	26.7
In ³⁺	aq	-105.0	-98.0	-151.0	
InAs	c	-58.6	-53.6	75.7	47.78
InBr ₃	c	-428.9			
InCl ₃	c	-537.2			
InF	g	-203.4			
InH	g	215.5	190.3	207.53	29.58
InI	c	-116.3	-120.5	130.0	
InI ₃	c	-238.0			
InOH ²⁺	aq	-370.3	-313.0	-88.0	
In(OH) ₂ ⁺	aq	-619.0	-525.0	25.0	
In ₂ O ₃	c	-925.27	-830.73	104.2	92
InP	c	-88.7	-77.0	59.8	45.44
InS	c	-138.1	-131.8	67	
In ₂ S ₃	c	-427	-412.5	163.6	118.0
In ₂ Se ₃	c	-343			
InSb	c	-30.5	-25.5	86.2	49.5
Iodine					
I atomic	g	106.76(4)	70.2	180.787(4)	20.8

TABLE 6.3 Enthalpies and Gibbs Energies of Formation, Entropies, and Heat Capacities of the Elements and Inorganic Compounds (*Continued*)

Substance	Physical State	$\Delta_f H^\circ$ kJ · mol ⁻¹	$\Delta_f G^\circ$ kJ · mol ⁻¹	S° J · deg ⁻¹ · mol ⁻¹	C_p° J · deg ⁻¹ · mol ⁻¹
I ⁻ std. state	aq	-56.78(5)	-51.59	106.45(30)	-142.3
I ₂	c	0	0	116.14(30)	54.44
	g	62.42(8)	19.37	260.687(5)	36.86
std. state	aq	22.6	16.40	137.2	
I ₃ ⁻ std. state	aq	-51.5	-51.5	239.3	
IBr	c	-10.5			
	g	40.8	3.7	258.8	36.4
ICl	c	-35.4	-14.05	97.93	55.23
	lq	-23.93	-13.6	135.1	
	g	17.8	-5.5	247.6	35.6
ICl ₃	c	-89.5	-22.34	167.4	
IF	g	-95.7	-118.5	236.3	33.4
IF ₃	lq	-864.8			
	g	-822.5	-751.5	327.7	99.2
IF ₇	g	-961.1	-835.8	347.7	134.5
IO	g	175.1	149.8	245.5	32.9
IO ⁻ std. state	aq	-107.5	-38.5	-5.4	
IO ₃ ⁻ std. state	aq	-221.3	-128.0	118.4	
IO ₄ ⁻ std. state	aq	-151.5	-58.6	222	
I ₂ O ₅	c	-158.07			
Iridium					
Ir	c	0	0	35.48	25.06
IrCl ₃	c	-245.6	180	113	
IrF ₆	c	-579.65	-461.66	247.7	
IrO ₂	c	-274.1		57.3	57.32
IrS ₂	c	-138.0			
Iron					
Fe alpha	c	0	0	27.32	25.09
Fe ²⁺ std. state	aq	-89.1	-78.87	-137.7	
Fe ³⁺ std. state	aq	-48.5	-4.7	-315.9	
FeBr ₂	c	-249.8	-238.1	140.7	80.2
std. state	aq	-332.2	-286.81	27.2	
FeBr ₃	c	-286.2			
	aq	-413.4	-316.7	-68.6	
Fe ₃ C α-cementite	c	25.1	20.1	104.6	105.9
FeCl ₂	c	-341.8	-302.3	118.0	76.7
	aq	-423.4	-341.3	-24.7	
FeCl ₃	c	-399.4	-333.9	142.34	96.65
std. state	aq	-550.2	-398.3	-146.4	
Fe(CN) ₆ ³⁻ std. state	aq	561.9	729.3	270.3	
Fe(CN) ₆ ⁴⁻ std. state	aq	455.6	694.9	95.0	
FeCNS ²⁺ std. state	aq	23.4	71.1	-130	
FeCO ₃	c	-740.6	-666.7	92.9	82.1
Fe(CO) ₅	lq	-774.0	-705.3	338.1	240.6
FeCr ₂ O ₄	c	-1446.0	-1343.9	146.2	133.8
FeF ₂	c	-711.3	-668.6	86.99	68.12
std. state	aq	-754.4	-636.5	-165.3	
FeF ₃	c	-1042	-972	98	91.0
	aq	-1046.4	-840.9	-357.3	
FeI ₂	c	-113.0	-111.7	167.4	83.7
std. state	aq	-199.6	-182.1	84.9	

TABLE 6.3 Enthalpies and Gibbs Energies of Formation, Entropies, and Heat Capacities of the Elements and Inorganic Compounds (*Continued*)

Substance	Physical State	$\Delta_f H^\circ$ kJ · mol ⁻¹	$\Delta_f G^\circ$ kJ · mol ⁻¹	S° J · deg ⁻¹ · mol ⁻¹	C_p° J · deg ⁻¹ · mol ⁻¹
FeI ₃	aq	-214.2	-159.4	18.0	
FeMoO ₄	c	-1075.0	-975.0	129.3	118.5
Fe ₂ N	c	-3.8		101.3	70.0
Fe(NO ₃) ₃ std. state	aq	-670.7	-338.5	123.4	
FeO	c	-272.0	-251.4	60.75	49.91
Fe ₂ O ₃ hematite	c	-824.2	-742.2	87.40	103.9
Fe ₃ O ₄ magnetite	c	-1118.4	-1015.4	145.27	143.4
FeOH ⁺ std. state	aq	-324.7	-277.4	-29	
Fe(OH) ²⁺ std. state	aq	-290.8	-229.4	-142	
Fe(OH) ₂	c	-574.0	-490.0	87.9	97.1
Fe(OH) ₃	c	-833	-705	104.6	101.7
FeS	c	-100.0	-100.4	60.32	50.52
FeS ₂ marcasite	c	-167.4	-156.1	53.87	62.39
FeS ₂ pyrite	c	-178.2	-166.9	52.92	62.12
FeSiO ₃	c	-1155		87.5	89.4
Fe ₃ SiO ₄	c	-1479.9	-1379.0	145.18	132.9
FeSO ₄	c	-928.4	-820.8	107.5	100.6
std. state	aq	-998.3	-823.4	-117.6	
Fe ₂ (SO ₄) ₃	c	-2583.0	-2262.7	307.5	264.8
std. state	aq	-2825.0	-2243.0	-571.5	
FeTiO ₃	c	-1246.4		105.9	99.5
FeWO ₄	c	-1155.0	-1054.0	131.8	114.4
Krypton					
Kr	g	0	0	164.085(3)	20.786
Lanthanum					
La	c	0	0	56.9	27.11
La ³⁺	aq	-707.1	683.7	-217.6	-13.0
LaCl ₃	c	-1072.2		144.4	108.8
std. state	aq	-1208.8	-1077.4	-50.0	-423.0
LaCl ₃ · 7H ₂ O	c	-3178.6	-2713.3	462.8	431.0
LaI ₃	c	-668.9			
La(NO ₃) ₃	c	-1254.4			
std. state	aq	-1329.3			
La ₂ O ₃	c	-1793.7	-1705.8	127.32	108.78
La ₂ (SO ₄) ₃	c	-3941.3		280	
La ₂ Te ₃	c	-724	-714.6	231.63	132.13
Lead					
Pb	c	0	0	64.80(30)	26.84
	g	195.2(8)	162.2	175.375(5)	20.8
Pb ²⁺	aq	0.92(25)	-24.4	18.5(10)	
Pb(OAc) ₂	c	-964.4			
Pb(BO ₂) ₂	c	-1556	-1450	131	107.1
PbB ₄ O ₇	c	-2858	-2667	167	168
PbBr ₂	c	-278.7	-261.9	161.5	80.1
	aq	-244.8	-232.3	175.3	
Pb(CH ₃) ₄	lq	97.9			
Pb(C ₂ H ₅) ₄	lq	52.7		464.6	307.4
PbCl ₂	c	-359.4	-314.1	136	77.1
	aq	-336.0	-286.9	123.4	
PbCl ₄	lq	-329.3			
PbClF	c	-534.7	-488.3	121.8	

TABLE 6.3 Enthalpies and Gibbs Energies of Formation, Entropies, and Heat Capacities of the Elements and Inorganic Compounds (*Continued*)

Substance	Physical State	$\Delta_f H^\circ$ kJ · mol ⁻¹	$\Delta_f G^\circ$ kJ · mol ⁻¹	S° J · deg ⁻¹ · mol ⁻¹	C_p° J · deg ⁻¹ · mol ⁻¹
PbCO ₃	c	-699.2	-625.5	131.0	87.40
PbC ₂ O ₄	c	-851.4	-750.2	146.0	105.4
PbCrO ₄	c	-930.9			
PbF ₂	c	-664	-617.1	110.5	72.3
	aq	-666.9	-582.0	-17.2	
PbF ₄	c	-941.8			
PbI ₂	c	-175.5	-173.58	174.9	77.4
	aq	-112.1	-127.6	233.0	
PbMoO ₄	c	-1051.9	-951.4	166.1	119.70
Pb(N ₃) ₂ monoclinic	c	478.2	624.7	148.1	
Pb(NO ₃) ₂	c	-451.9			
	aq	-416.3	-246.9	303.3	
PbO litharge	c	-219.0	-188.9	66.5	45.8
PbO ₂	c	-277.4	-217.3	68.60	64.6
Pb ₂ O ₄	c	-718.4	-601.2	211.3	146.9
Pb ₃ (PO ₄) ₂	c	-2595.3	-2432.6	353.1	256.3
PbS	c	-100.4	-98.7	91.3	49.4
PbSe	c	-102.9	-101.7	102.5	50.2
PbSeO ₄	c	-609.2	505.0	167.8	
PbSiO ₃	c	-1145.7	-1062.1	109.6	90.04
PbSiO ₄	c	-2023.8	-1909.6	84.01	98.66
Pb ₂ SiO ₄	c	-1363.1	-1252.6	186.6	137.2
PbSO ₃	c	-669.9			
PbSO ₄	c	-919.97(40)	-813.0	148.50(60)	103.2
PbSO ₄ · PbO	c	-1182.0		225.06	150.16
PbTe	c	-70.7	-69.5	110.0	50.5
Lithium					
Li	c	0	0	29.12(20)	24.8
	g	159.3(10)		138.782(10)	
Li ⁺ std. state	aq	-278.47(8)	-293.30	12.24(15)	68.6
Li ₃ AlF ₆ cryolite	c	-3317	-3152	238.5	215.7
LiAlH ₄	c	-116.3	-44.7	78.7	83.2
LiAlO ₂	c	-1188.7	-1126.3	53.3	67.78
LiBeF ₃	c	-1651.8	-1576.3	89.2	91.8
LiBH ₄	c	-190.8	-125.0	75.9	82.6
LiBH ₄ · tetrahydrofuran	c	-415.5	-220.5	289	
Li ₂ BeF ₄	c	-2274	-2171	130.6	135.3
LiBO ₂	c	-1032.2	-976.1	51.5	59.8
Li ₂ B ₄ O ₇	c	-3362	-3170	156	183.0
LiBr	c	-351.2	-342.00	74.27	48.91
std. state	aq	-400.03	-397.27	95.81	-73.2
LiBrO ₃	c	-346.98			
std. state	aq	-345.56	-274.89	174.9	
LiCl	c	-408.6	-384.4	59.3	48.03
	aq	-445.6	-424.6	69.9	-67.8
LiClO ₄	c	-381.0	-254	126	105
std. state	aq	-407.81	-302.1	195.4	-7.5
Li ₂ CO ₃	c	-1215.9	-1132.12	90.4	99.1
	aq	-1234.1	-1114.6	-29.7	
LiF	c	-616.0	-587.7	35.66	41.6
std. state	aq	-611.12	-571.9	-0.4	-38.1

TABLE 6.3 Enthalpies and Gibbs Energies of Formation, Entropies, and Heat Capacities of the Elements and Inorganic Compounds (*Continued*)

Substance	Physical State	$\Delta_f H^\circ$ kJ · mol ⁻¹	$\Delta_f G^\circ$ kJ · mol ⁻¹	S° J · deg ⁻¹ · mol ⁻¹	C_p° J · deg ⁻¹ · mol ⁻¹
LiH	c	-90.5	-68.45	20.04	27.96
LiI	c	-270.4	-270.3	86.8	51.0
std. state	aq	-333.67	-344.8	124.7	-73.6
LiIO ₃	c	-503.38			
std. state	aq	-499.82	-421.33	131.4	-55.2
Li ₃ N	c	-164.6	-128.6	62.59	75.27
LiNO ₂	c	-372.4	-302.0	96.0	
LiNO ₃	c	-483.1	-381.1	90.0	
std. state	aq	-485.9	-404.5	160.2	-18.0
Li ₂ O	c	-597.9	-561.2	37.6	
Li ₂ O ₂	c	-634.3	-578.9	56.5	70.6
LiOH	c	-484.9	-439	42.82	49.7
std. state	aq	-508.40	-451.9	7.1	
Li ₃ PO ₄	c	-2095.8			
Li ₂ SiO ₃	c	-1648.1	-1557.2	79.8	99.1
Li ₂ Si ₂ O ₅	c	-2561	-2417	125.5	138.1
Li ₂ SO ₄	c	-1436.4	-1321.7	115.1	117.6
std. state	aq	-1466.2	-1331.2	7.3	-155.6
Li ₂ TiO ₃	c	-1670.7	-1579.8	91.8	109.9
Lutetium					
Lu	c	0	0	50.96	26.86
Lu ³⁺	aq	-665.0	-628.0	-264.0	25.0
LuCl ₃	c	-945.6			
std. state	aq	-1167.0	-1021.0	-96.0	-385.0
LuI ₃	c	-548.0			
Lu ₂ O ₃	c	-1878.2	-1789.1	109.96	101.75
Magnesium					
Mg	c	0	0	32.67(10)	24.87
	g	147.1(8)		148.648(3)	
Mg ²⁺ std. state	aq	-467.0(6)	-454.8	-137.(4)	
MgAl ₂ O ₄	c	-2299	-2177	89.0	116.20
MgBr ₂	c	-524.3	-503.8	117.2	73.16
std. state	aq	-709.94	-662.8	26.8	
MgBr ₂ · 6H ₂ O	c	-2410.0	-2056.0	397	
MgCl ₂	c	-641.3	-591.8	89.63	71.38
std. state	aq	-801.15	-717.1	-25.1	
MgCl ₂ · 6H ₂ O	c	-2499.0	-2115.0	315.1	
Mg(ClO ₄) ₂	c	-568.90			
std. state	aq	-725.51	-472.0	225.4	
Mg(ClO ₄) ₂ · 6H ₂ O	c	-2445.6	-1863.1	520.1	
MgCO ₃	c	-1095.8	-1012.1	65.7	75.51
MgC ₂ O ₄	c	-1269.0			
std. state	aq	-1292.0	-1128.8	-92.5	
MgF ₂	c	-1124.2(12)	1071.1	57.2(5)	61.5
Mg ₂ Ge	c	-108.8	-105.9	86.48	69.54
MgH ₂	c	-75.3	-35.9	31.1	35.4
MgI ₂	c	-364.0	-358.2	129.7	74.8
std. state	aq	-577.22	-558.1	84.5	
Mg ₃ N ₂	c	-461.1	-400.9	87.9	104.5
MgNH ₄ PO ₄ · 6H ₂ O	c	-3681.9			
Mg(NO ₃) ₂	c	-790.65	-589.5	164.0	141.9
std. state	aq	-881.6	-677.4	154.8	

TABLE 6.3 Enthalpies and Gibbs Energies of Formation, Entropies, and Heat Capacities of the Elements and Inorganic Compounds (*Continued*)

Substance	Physical State	$\Delta_f H^\circ$ kJ · mol ⁻¹	$\Delta_f G^\circ$ kJ · mol ⁻¹	S° J · deg ⁻¹ · mol ⁻¹	C_p° J · deg ⁻¹ · mol ⁻¹
Mg(NO ₃) ₂ · 6H ₂ O	c	-2613.3	-2080.7	452	
MgO microcrystal	c	-601.6(3)	-569.3	26.95(15)	37.2
Mg(OH) ₂	c	-924.7	-833.7	63.24	77.25
std. state	aq	-926.8	-769.4	-149.0	
Mg ₃ (PO ₄) ₂	c	-3780.7	-3538.8	189.20	213.47
MgS	c	-346.0	-341.8	50.3	45.6
MgSeO ₄	c	-968.51			
std. state	aq	-1066.1	-896.2	-84.1	
Mg ₂ Si	c	-77.8	-77.1	81.6	67.9
MgSiO ₃ clinoenstatite	c	-1548.9	-1462.0	67.8	81.9
Mg ₂ SiO ₄ forsterite	c	-2174.0	-2055.1	95.1	118.5
Mg ₃ Si ₄ O ₁₀ (OH) ₂ talc	c	-5922.5	-5543.0	260.7	321.8
MgSO ₃ · 3H ₂ O	c	-1931.8			
MgSO ₃ · 6H ₂ O	c	-2817.5			
MgSO ₄	c	-1284.9	-1170.6	91.6	96.5
std. state	aq	-1376.1	-1199.5	-118.01	
MgSO ₄ · H ₂ O kieserite	c	-1602.1	-1428.8	126.4	
MgSO ₄ · 7H ₂ O epsomite	c	-3388.71	-2871.9	372	
MgTiO ₃	c	-1497.6	-1420.1	111.08	91.88
Mg ₂ TiO ₄	c	-2164.0	-2048	115.0	129
MgTi ₂ O ₅	c	-2509	-2369	135.6	146.9
Mg ₂ V ₂ O ₇ triclinic	c	-2835.9	-2645.29	200.4	203.47
MgWO ₄	c	-1516	-1404	101.2	109.1
Manganese					
Mn	c	0	0	32.01	26.30
Mn ²⁺ std. state	aq	-220.75	-228.1	-73.6	50
MnBr ₂	c	-384.9	-372	138.1	75.31
std. state	aq	-464.0	-409.2		
Mn ₃ C	c	-4.6	5.4	98.7	93.51
MnCl ₂	c	-481.3	-440.5	118.20	72.9
std. state	aq	-555.05	-490.8	38.9	-222
MnCO ₃	c	-894.1	-816.7	85.8	81.5
Mn ₂ (CO) ₁₀	c	-1677.4			
MnF ₂	c	-795.0	-749	92.26	67.99
MnI ₂	c	-242.7		150.6	75.35
std. state	aq	-331.0			
Mn(NO ₃) ₂	c	-576.26			
std. state	aq	-635.6	-451.0	218.0	-121.0
MnO	c	-385.2	-362.9	59.8	45.4
MnO ₂	c	-520.1	-465.2	53.1	54.1
Mn ₂ O ₃	c	-959.0	-881.2	110.5	107.7
MnO ₄ ⁻	aq	-541.4	-447.3	191.2	-82.0
MnO ₄ ²⁻	aq	-653.0	-500.8	59	
Mn ₃ O ₄	c	-1387.8	-1283.2	155.6	139.7
Mn ₃ (PO ₄) ₂	c	-3116.7			
MnS	c	-214.2	-218.4	78.2	50.0
MnSe	c	-106.7	-111.7	90.8	51.0
MnSiO ₃	c	-1320.9	-1240.6	89.1	86.4
MnSiO ₄	c	-1730.5	-1632.1	163.2	129.9
MnSO ₄	c	-1065.3	-957.42	112.1	100.4
std. state	aq	-1130.1	-972.8	-53.6	-243
MnTiO ₃	c	-1355.6		105.9	99.8

TABLE 6.3 Enthalpies and Gibbs Energies of Formation, Entropies, and Heat Capacities of the Elements and Inorganic Compounds (*Continued*)

Substance	Physical State	$\Delta_f H^\circ$ kJ · mol ⁻¹	$\Delta_f G^\circ$ kJ · mol ⁻¹	S° J · deg ⁻¹ · mol ⁻¹	C_p° J · deg ⁻¹ · mol ⁻¹
Mercury					
Hg	lq	0	0	75.90(12)	28.00
	g	61.38(4)	31.8	174.971(5)	20.8
Hg ²⁺	aq	170.21(20)		-36.19(80)	
Hg ⁺	aq	166.87(50)		65.74(80)	
HgBr ₂	c	-170.7	-153.1	172.0	75.3
Hg ₂ Br ₂	c	-206.9	-181.1	218.0	104.6
Hg(CH ₃) ₂	lq	59.8	140.2	209	
Hg(C ₂ H ₅) ₂	lq	30.1			
HgCl ₂	c	-224.3	-178.6	146.0	73.9
Hg ₂ Cl ₂	c	-265.37(40)	-210.7	191.6(8)	102.0
Hg(CN) ₂	c	263.6			
Hg ₂ CO ₃	c	-553.5	-468.1	180.0	
HgC ₂ O ₄	c	-678.2			
HgF ₂	c	-405	-362	134.3	74.86
Hg ₂ F ₂	c	-485	-469	161	100.4
HgI ₂	c	-105.4	-101.7	180.0	77.75
Hg ₂ I ₂	c	-121.3	-111.1	233.5	105.9
Hg ₂ (N ₃) ₂	c	594.1	746.4	205	
HgO	c	-90.79(12)	-58.49	70.25(30)	44.06
HgS	c	-58.2	-50.6	82.4	48.4
HgSO ₄	c	-707.5	-594		
Hg ₂ SO ₄	c	-743.09(40)	-625.8	200.70(20)	131.96
HgTe	c	-42.0			
Molybdenum					
Mo	c	0	0	28.71	24.13
MoBr ₃	c	-284	-259	175	105.4
MoCl ₄	c	-477	-402	224	128
MoCl ₅	c	-527	-423	238	155.6
MoCl ₆	c	-523	-391	255	175
Mo(CO) ₆	c	-982.8	-877.8	325.9	242.3
MoF ₆	lq	-1585.66	-1473.17	259.69	169.8
MoO ₂	c	-588.9	-533.0	46.3	56.0
MoO ₃	c	-745.2	-668.1	77.8	75.0
MoO ₄ ²⁻ std. state	aq	-997.9	-836.4	27.2	
MoS ₂	c	-235.1	-225.9	62.57	63.56
Mo ₂ S ₃	c	-270.3	-278.6	181.2	109.3
Neodymium					
Nd	c	0	0	71.6	27.5
Nd ³⁺ std. state	aq	-696.2	-671.5	-206.7	-21
NdCl ₃	c	-1041.0			113
std. state	aq	-1197.9	-1065.7	-37.7	-431
NdF ₃	c	-1657.0			
Nd(NO ₃) ₃	c	-1230.9			
Nd ₂ O ₃	c	-1807.9	-1720.9	158.6	111.3
Neon					
Ne	g	0	0	146.328(3)	20.786
Neptunium					
Np	c	0	0		29.46
NpF ₆	c	-1937			
NpO ₂	c	-1029	-979	80.3	66.1

TABLE 6.3 Enthalpies and Gibbs Energies of Formation, Entropies, and Heat Capacities of the Elements and Inorganic Compounds (*Continued*)

Substance	Physical State	$\Delta_f H^\circ$ kJ · mol ⁻¹	$\Delta_f G^\circ$ kJ · mol ⁻¹	S° J · deg ⁻¹ · mol ⁻¹	C_p° J · deg ⁻¹ · mol ⁻¹
Nickel					
Ni	c	0	0	29.87	26.1
Ni ²⁺ std. state	aq	-54.0	-45.6	-128.9	
Ni(OAc) ₂ std. state	aq	-1025.9	-784.5	44.4	
NiBr ₂	c	-212.1			
	aq	-297.1	-253.6	36.0	
NiCl ₂	c	-305.3	-259.0	97.7	71.66
std. state	aq	-388.3	-307.9	-15.1	
Ni(CN) ₄ ²⁻ std. state	aq	367.8	472.0	218	
Ni(CO) ₄	lq	-633.0	-588.2	313	404.6
	g	-602.9	-587.2	410.6	145.2
NiC ₂ O ₄	c	-856.9			
NiF ₂	c	-651.5	-604.2	73.6	64.1
	aq	-719.2	-603.3	-156.5	
NiI ₂	c	-78.8			
	aq	-164.4	-149.0	93.7	
Ni(NO ₃) ₂	c	-415.1			
std. state	aq	-468.6	-268.6	164.0	
NiO	c	-240.6	-211.7	38.00	44.31
Ni ₂ O ₃	c	-489.5			
NiOH ⁺	aq	-287.9	-227.6	-71.0	
Ni(OH) ₂	c	-529.7	-447.3	88.0	
NiS	c	-82.0	-79.5	53.0	47.1
Ni ₃ S ₂	c	-216.0	-210	133.9	117.7
NiS ₂	c	-131.4	-124.7	72	70.6
NiSO ₄	c	-872.9	-759.8	92.0	138.0
std. state	aq	-963.2	-790.3	-108.8	327.9
NiSO ₄ · 7H ₂ O	c	-2976.3	-2462.2	378.94	364.59
NiWO ₄	c	-1128.4		118.0	136.0
Niobium					
Nb	c	0	0	36.4	24.67
NbBr ₅	c	-556	-508	258.8	147.9
NbC	c	-138.9	-136.8	34.98	36.23
NbCl ₅	c	-797.5	-683.3	210.5	148.1
NbF ₅	c	-1813.8	-1699.0	160.3	134.7
NbI ₅	c	-268.6		343	155.6
NbN	c	-236.4	-205.9	34.5	39.0
NbO	c	-405.8	-392.6	48.1	41.3
NbO ₂	c	-796.2	-740.5	54.5	57.45
Nb ₂ O ₅	c	-1899.5	-1765.8	137.3	132.0
NbOCl ₃	c	-879.5	-782	159	120.0
Nitrogen					
N atomic	g	472.68(40)		153.301(3)	
N ₂	g	0	0	191.609(4)	29.124
N ₃ ⁻	aq	275.1	348.2	107.9	
NCl ₃	lq	230.0			
NF ₂	g	43.1	57.8	249.9	41.0
NF ₃	g	-132.1	-90.6	260.8	53.37
H ₂ NOH	c	-114.2			
N ₂ F ₂ <i>cis</i>	g	69.5	109	259.8	49.96
<i>trans</i>	g	82.0	120.5	262.6	53.47

TABLE 6.3 Enthalpies and Gibbs Energies of Formation, Entropies, and Heat Capacities of the Elements and Inorganic Compounds (*Continued*)

Substance	Physical State	$\Delta_f H^\circ$ kJ · mol ⁻¹	$\Delta_f G^\circ$ kJ · mol ⁻¹	S° J · deg ⁻¹ · mol ⁻¹	C_p° J · deg ⁻¹ · mol ⁻¹
N ₂ F ₄	g	-8.4	79.9	301.2	79.2
N ₂ H ₄ hydrazine	lq	50.6	149.3	121.2	98.84
N ₂ H ₄ hydrazine- <i>d</i> ₄	g	81.6	150.9	248.86	55.52
N ₂ H ₅ ⁺ std. state	aq	-7.5	82.4	151	70.3
N ₂ H ₅ Br	c	-155.6			
std. state	aq	-128.9	-21.8	233.1	-71.6
N ₂ H ₅ Cl	c	-197.1			
std. state	aq	-174.9	-49.0	207.1	-66.1
N ₂ H ₅ Cl · HCl	c	-367.4			
N ₂ H ₅ OH	lq	-242.7			
undissoc; std. state	aq	-251.50	-109.2	207.9	73.2
N ₂ H ₅ NO ₃	c	-251.58			
std. state	aq	-215.10	-28.91	297	
(N ₂ H ₅) ₂ SO ₄	c	-959.0			
std. state	aq	-924.7	-579.9	322	-151
NO	g	91.29	87.60	210.76	29.85
NOBr	g	82.23	82.42	273.7	45.48
NOCl	g	51.71	66.10	261.68	44.7
NOF	g	-66.5	-51.0	248.02	41.3
NOF ₃	g	-163	-96	278.40	67.86
NO ₂	g	33.1	51.3	240.1	37.2
NO ₂ ⁻	aq	-104.6	-32.2	123.0	-97.5
NO ₂ Cl	g	12.6	54.4	272.19	53.19
NO ₂ F	g	-109	-66	260.2	49.8
NO ₃	g	69.41	114.35	252.5	46.9
NO ₃ ⁻	aq	-206.85(40)	-111.3	146.70(40)	-86.6
N ₂ O	g	81.6	103.7	220.0	38.62
N ₂ O ₂	g	170.37	202.88	287.52	63.51
N ₂ O ₂ ⁻ hyponitrite	aq	-17.2	138.9	27.6	
N ₂ O ₃	g	86.6	142.4	314.7	72.72
N ₂ O ₄	lq	-19.5	97.5	209.20	142.71
	g	11.1	99.8	304.38	79.2
N ₂ O ₅	g	11.3	117.1	355.7	95.30
NSF	g			259.8	44.1
Osmium					
Os	c	0	0	32.6	24.7
OsCl ₃	c	-190.4	-121	130	
OsCl ₄	c	-254.8	-159	155	
OsF ₆	g			358.1	120.8
OsO ₄	c	-394.1	-305.0	143.9	
	g	-337.2	-292.8	293.8	74.1
Oxygen					
O atomic	g	249.18(10)	231.7	161.059(3)	21.9
O ₂	g	0	0	205.152(5)	29.4
O ₃	g		142.7	163.2	238.92
OF ₂	g	24.5	41.8	247.5	57.11
O ₂ F ₂	g	18.0	61.42	268.11	54.06
OH ⁻	aq	-230.015(40)	-157.28	-10.90(20)	-148.5
Palladium					
Pd	c	0	0	37.61	25.94
Pd ²⁺ std. state	aq	149.0	176.6	-184.0	

TABLE 6.3 Enthalpies and Gibbs Energies of Formation, Entropies, and Heat Capacities of the Elements and Inorganic Compounds (*Continued*)

Substance	Physical State	$\Delta_f H^\circ$ kJ · mol ⁻¹	$\Delta_f G^\circ$ kJ · mol ⁻¹	S° J · deg ⁻¹ · mol ⁻¹	C_p° J · deg ⁻¹ · mol ⁻¹
PdBr ₂	c	-104.2			
PdBr ₄ ²⁻ std. state	aq	-384.9	-318.0	247	
PdCl ₂	c	-171.5	-125.1	105	
PdCl ₄ ²⁻ std. state	aq	-550.2	-416.7	167	
Pd ₂ H	c	-19.7	-5.0	91.6	
PdO	c	-85.4		56.1	31.5
PdS	c	-75	-67	46	
PdS ₂	c	-81.2	-74.5	80	
Phosphorus					
P white	c	0	0	41.09(25)	23.83
	g	316.5(10)	280.1	163.1199(3)	20.8
red, V	c	-17.46	-12.46	22.85	21.19
P ₂	g	144.0(20)		218.123(4)	
P ₄	g	58.9(3)	24.4	280.01(50)	67.16
PBr ₃	lq	-184.5	-175.5	240.2	
	g	-139.3	-162.8	348.15	76.02
PBr ₅	c	-269.9			
PCl ₃	lq	-319.7	-272.4	217.2	
	g	-227.1	-267.8	311.8	71.8
PCl ₅	c	-443.5			
	g	-374.9	-305.0	364.6	112.8
PF ₃	g	-958	-937	273.1	58.69
PF ₅	g	-1594.4	-1520.7	300.8	84.8
PH ₃	g	5.4	13.4	210.24	37.10
std. state	aq	-9.50	25.31	120.1	
PH ₄ Br	c	-127.6	-47.7	110.0	
PH ₄ Cl	c	-145.2			
PH ₄ I	c	-69.9	0.8	123.0	109.6
PH ₄ OH undissoc; std. state	aq	-295.35	-211.88	190.0	
PI ₃	c	-45.6			
PO ₂	g	-279.9	-281.6	252.1	39.5
PO ₃ ⁻	aq	-977.0			
PO ₄ ³⁻ std. state	aq	-1277.4	-1018.8	-220.5	
P ₂ O ₇ ²⁻ std. state	aq	-2271.1	-1919.2	-117.0	
(P ₂ O ₃) ₂ dimer	c	-1640.1			
P ₄ O ₁₀	c	-3009.9	-2723.3	228.78	211.71
POBr ₃	c	-458.6			
	g	-389.11	-390.91	-359.84	89.87
POCl ₃	lq	-597.1	-520.9	222.46	138.82
	g	-558.5	-512.9	325.5	84.94
POClF ₂	g	-970.7	-924.1	301.68	68.83
POCl ₂ F	g	-765.7	-721.6	320.38	79.32
POF ₃	g	-1254.0	-1206	285.4	68.82
PSCl ₃	g	-363.2	-347.7	337.23	89.83
PSF ₃	g	-1009	-985	298.1	74.55
P ₄ S ₃	c	-155	-159	201	146
Platinum					
Pt	c	0	41.63	25.87	
PtBr ₂	c	-82.0			
PtBr ₃	c	-120.9			
PtBr ₄	c	-156.5			

TABLE 6.3 Enthalpies and Gibbs Energies of Formation, Entropies, and Heat Capacities of the Elements and Inorganic Compounds (*Continued*)

Substance	Physical State	$\Delta_f H^\circ$ kJ · mol ⁻¹	$\Delta_f G^\circ$ kJ · mol ⁻¹	S° J · deg ⁻¹ · mol ⁻¹	C_p° J · deg ⁻¹ · mol ⁻¹
PtCl ₂	c	-123.4		117	
PtCl ₃	c	-182.0	-134	151	
PtCl ₄	c	-321.8			
PtCl ₄ ²⁻	c	-231.8	-172	176	
PtCl ₄ ²⁻ std. state	aq	-499.2	-361.5	155	
PtCl ₆ ²⁻ std. state	aq	-668.2	-482.8	220.1	
PtF ₆	g			348.3	122.8
PtI ₄	c	-72.8			
PtS	c	-81.6	-76.2	55.06	43.39
PtS ₂	c	-108.8	-99.6	74.68	65.90
Plutonium					
Pu	c	0	0	51.5	35.5
Pu ³⁺	aq	-579.9	-587.9	-163	
Pu ⁴⁺	aq	-579.9	-1490		
PuBr ₃	c	-831.8	-804.6	192.88	107.86
PuCl ₃	c	-961.5	-892.7	159.00	102.84
PuCl ₄	c	-1381			
PuF ₃	c	-1552	-1478.8	112.97	96.82
PuF ₄	c	-1732	-1644.7	161.9	120.8
PuF ₆	c	25.48	27.2	222.59	167.36
PuH ₂	c	-139.3	-101.7	59.8	39.0
PuH ₃	c	-138	-82.4	64.9	43.2
PuI ₃	c	-648.5	-643.9	214.2	111.8
PuO	c	-565	-538.9	70.7	51.3
PuO ₂	c	-1058.1	-1005.8	82.4	68.6
Pu ₂ O ₃ beta	c	-1715.4	-1632.3	152.3	131.0
Pu(SO ₄) ₂	c	-2200.8	-1969.5	163.18	181.96
PuS	c	-439.3	-436.7	78.24	53.97
Pu ₂ S ₃	c	-989.5	-985.5	192.46	129.66
Polonium					
Po	c	0	0	62.8	26.4
PoO ₂	c	-251	-197	71	61.5
Potassium					
K	c	0	0	64.68(20)	29.60
	lq	2.284	0.264	71.46	32.72
	g	89.0(8)		160.341(3)	
K ⁺ std. state	aq	-252.14(8)	-283.26	101.20(20)	21.8
KOAc acetate	c	-723.0			
	aq	-738.39	-652.66	189.1	15.5
KAg(CN) ₂	aq	18.0	22.2	297	
KAgCl ₂	aq	-497.4	-498.7	333.9	
K ₂ AgI ₃	aq	-686.6	-720.5	458.1	
KAlCl ₄	c	97	-1094	197	156.4
K ₃ AlCl ₆	c	-2092.0	-1938	377	248.9
K ₃ AlF ₆	c	-3358.1		284.5	221.1
KAl(SO ₄) ₂	c	-2470.2	-2240.1	204.47	192.92
K ₃ AsO ₄ std. state	aq	-1645.27	-1498.29	144.8	
KBF ₄	c	-1887	-1785	133.9	114.48
	std. state	aq	-1827.2	-1770.3	285
KBH ₄	c	-227.4	-160.2	106.31	96.57
	std. state	aq	-204.22	-168.99	212.97

TABLE 6.3 Enthalpies and Gibbs Energies of Formation, Entropies, and Heat Capacities of the Elements and Inorganic Compounds (*Continued*)

Substance	Physical State	$\Delta_f H^\circ$ kJ · mol ⁻¹	$\Delta_f G^\circ$ kJ · mol ⁻¹	S° J · deg ⁻¹ · mol ⁻¹	C_p° J · deg ⁻¹ · mol ⁻¹
KBO ₂	c	-981.6	-923.4	79.98	66.7
std. state	aq	-1024.75	-962.19	65.3	
K ₂ B ₄ O ₇	c	-3334.2	-3136.8	208	170.5
KBr	c	-393.8	-380.7	95.9	52.3
std. state	aq	-373.92	-387.23	184.9	-120.1
KBrO ₃	c	-360.2	-271.2	149.2	105.2
	aq	-319.45	-264.72	264.22	
KBrO ₄	c	-287.86	-174.47	170.01	120.2
KCl	c	-436.5	-408.5	82.55	51.29
std. state	aq	-419.53	-414.51	159.0	-114.6
KClO std. state	aq	-359.4	-320.1	146	
KClO ₂ std. state	aq	-318.8	-266.1	203.8	
KClO ₃	c	-397.73	-296.31	143.1	100.3
std. state	aq	-356.35	-291.29	264.9	
KClO ₄	c	-432.8	-303.1	151.0	112.41
std. state	aq	-381.71	-291.88	284.5	
KCN	c	-113.1	-101.9	128.52	66.3
std. state	aq	-101.7	-110.9	196.7	
K ₂ CO ₃	c	-1151.0	-1063.5	155.5	114.44
std. state	aq	-1181.90	-1094.41	148.1	
K ₂ C ₂ O ₄	c	-1346.0			
	aq	-1329.72			
K ₂ CrO ₄	c	-1403.7	-1295.8	200.12	145.98
std. state	aq	-1385.91	-1294.36	255.2	
K ₂ Cr ₂ O ₇	c	-2061.5	-1882.0	291.2	219.2
K ₂ CuCl ₄ · 2H ₂ O	c	-1707.1	-1492.9	355.43	253.22
KF	c	-567.2	-537.8	66.5	48.98
std. state	aq	-585.01	-562.08	88.7	-84.9
K ₃ Fe(CN) ₆	c	-249.8	-129.7	426.06	
std. state	aq	-139.4	-120.5	577.8	
K ₄ Fe(CN) ₆	c	-594.1	-453.1	418.8	322.2
std. state	aq	-554.0	-438.11	505.0	
K formate	c	-679.73			
std. state	aq	-677.93	-634.3	192	-66.1
K glycinate	aq	-722.16	-598.23	221.8	
KH	c	-57.72	-53.01	50.21	37.91
K ₂ HAsO ₄ std. state	aq	-1411.10	-1281.22	203.3	
KH ₂ AsO ₄	c	-1180.7	-1036.0	155.02	126.73
std. state	aq	-1161.94	-1036.54	218	
KHCrO ₄ std. state	aq	-1130.5	-1048.1	286.6	
KHCO ₃	c	-963.2	-863.6	115.5	
std. state	aq	-944.33	-870.10	193.7	
KHC ₂ O ₄ std. state	aq	-1070.7	-981.7	251.9	
KHF ₂	c	-927.7	-859.7	104.3	76.94
	aq	-902.32	-861.40	195.0	
KHgBr ₃	c	-550.20			
std. state	aq	-545.6	-542.7	360	
K ₂ HgBr ₄	c	-963.6			
std. state	aq	-935.5	-937.6	515	
KHgCl ₃	c	-671.1			
std. state	aq	-641.0	-592.5	314	

TABLE 6.3 Enthalpies and Gibbs Energies of Formation, Entropies, and Heat Capacities of the Elements and Inorganic Compounds (*Continued*)

Substance	Physical State	$\Delta_f H^\circ$ kJ · mol ⁻¹	$\Delta_f G^\circ$ kJ · mol ⁻¹	S° J · deg ⁻¹ · mol ⁻¹	C_p° J · deg ⁻¹ · mol ⁻¹
K ₂ Hg(CN) ₄	c	-32.2			
std. state	aq	21.8	51.9	510	
K ₂ HgI ₄	c	-775.0			
std. state	aq	-739.7	-778.2	565	
KH ₂ PO ₄	c	-1568.33	-1415.95	134.85	116.57
std. state	aq	-1548.67	-1622.85	192.9	
K ₂ HPO ₄ std. state	aq	-1796.90	-1655.78	171.5	
K ₂ H ₂ P ₂ O ₇	c	-2815.8			
	aq	-2783.2	-2576.9	368	
K ₃ HP ₂ O ₇	aq	-3032.1	-2822.1	351	
KHS	c	-265.10			75.3
std. state	aq	-269.9	-271.21	165.3	
KHSO ₃	aq	-878.60	-811.07	242.3	
KHSO ₄	c	-1160.6	-1131.4	138.1	
std. state	aq	-1139.72	-1039.26	234.3	-63.0
KI	c	-327.9	-324.9	106.3	52.9
	aq	-307.57	-334.85	213.8	-120.5
KIO ₃	c	-510.43	-418.4	151.46	106.48
	aq	-473.6	-411.3	220.9	
KIO ₄	c	-467.23	-361.41	175.7	
	aq	-403.8	-341.8	322	
KMnO ₄	c	-837.2	-737.6	171.71	117.6
K ₂ MoO ₄	c	-1498.71			
std. state	aq	-1502.5	-1402.9	232.2	
KNH ₂ amide	c	-128.9			
KNO ₂	c	-369.82	-306.60	152.09	107.40
std. state	aq	-356.9	-315.5	225.5	
KNO ₃	c	-494.63	-394.93	133.05	96.4
std. state	aq	-459.74	-394.59	249.0	-64.9
K ₂ Ni(CN) ₄ std. state	aq	-136.8	-94.6	423	
K ₂ O	c	-361.5	-322.1	94.1	83.7
KO ₂	c	-284.9	-239.4	122.5	77.53
K ₂ O ₂	c	-494.1	-425.1	102.0	110
KOCN cyanate	c	-418.65			
std. state	aq	-398.3	-380.7	209.2	
KOH	c	-424.7	-378.7	78.9	64.9
std. state	aq	-482.37	-440.53	91.6	-126.8
K ₂ PdBr ₄	c	-938.1			
std. state	aq	-889.5	-884.5	452	
K ₃ PO ₄	c	-1950.2			
std. state	aq	-2034.7	-1868.6	87.9	
K ₄ P ₂ O ₇	aq	-3280.7	-3052.2	293	
K ₂ PtBr ₄	c	-915.0			
std. state	aq	-872.8	-828.4	326.4	
K ₂ PtBr ₆	c	-1021.3			
std. state	aq	-975.3	-898.7	368	
K ₂ PtCl ₄	c	-1054.4			180.2
std. state	aq	-1003.7	-928.0	360	
K ₂ PtCl ₆	c	-1229.3	-1078.6	333.9	205.60
std. state	aq	-1171.8	-1049.4	424.7	
K ₂ ReCl ₆	c	-1310.4	-1172.8	371.71	214.68
std. state	aq	-1266.92	-1156.0	460	

TABLE 6.3 Enthalpies and Gibbs Energies of Formation, Entropies, and Heat Capacities of the Elements and Inorganic Compounds (*Continued*)

Substance	Physical State	$\Delta_f H^\circ$ kJ · mol ⁻¹	$\Delta_f G^\circ$ kJ · mol ⁻¹	S° J · deg ⁻¹ · mol ⁻¹	C_p° J · deg ⁻¹ · mol ⁻¹
KReO ₄	c	-1097.0	-994.5	167.82	122.55
std. state	aq	-1039.7	-977.8	303.8	8.4
K ₂ S	c	-380.7	-364.0	105.0	74.7
std. state	aq	-471.5	-480.7	190.4	
K ₂ S ₂	c	-432.2			
	aq	-474.5	-487.0	233.5	
KSCN	c	-200.16	-178.32	124.26	88.53
std. state	aq	-175.94	-190.58	246.9	-18.4
K ₂ SeO ₃	c	-979.5			
std. state	aq	-1013.8	-936.4	218.0	
K ₂ SeO ₄	c	-1110.02	-1002.9	222	
std. state	aq	-1103.7	-1007.9	259.0	
K ₂ SiF ₆	c	-2956.0	-2798.7	225.9	
std. state	aq	-2893.7	-2766.0	327.2	
K ₂ SiO ₃	c	-1548.1	-1455.7	146.1	118.4
K ₂ SnBr ₆	c	-1218.0	-1160.2	443.1	246.0
K ₂ SnCl ₆	c	-1477.0	-1333.0	366.5	246.0
K ₂ SO ₃	c	-1125.5			
std. state	aq	-1140.1	-1053.1	176	
K ₂ SO ₄	c	-1437.8	-1321.4	175.6	131.5
	aq	-1414.0	-1311.1	225.1	-251.0
K ₂ SO ₆	c	-1437.7	-1319.6	175.5	131.3
std. state	aq	-1414.02	-1311.14	225.1	-251
K ₂ S ₂ O ₃	c	-1173.6			
std. state	aq	-1156.9	-1089.1	272	
K ₂ S ₂ O ₄	aq	-1258.1	-1166.9	297	
K ₂ S ₂ O ₇	c	-1986.6	-1791.6	255	
K ₂ S ₂ O ₈	c	-1916.10	-1697.41	278.7	213.2
std. state	aq	-1849.3	-1681.6	449.4	
K ₂ S ₄ O ₆	c	-1780.7	-1613.43	309.66	230.79
std. state	aq	-1728.8	-1607.1	462.3	-24.3
KSO ₃ F	c	-1159.0			
K ₂ UO ₄	c	-1921.3			
KVO ₄	c	-1154.8			
std. state	aq	-1140.6	-1066.9	155	
K ₂ Zn(CN) ₄	c	-100.0			
std. state	aq	-162.3	-119.7	431	
Praseodymium					
Pr	c	0	0	73.2	27.20
Pr ³⁺ std. state	aq	-704.6	-679.1	-209.0	-29.0
Pr(OAc) ₃ std. state	aq	-2147.52	-1805.56	164.9	
PrCl ₃	c	-1056.9			100.0
std. state	aq	-1206.3	-1072.8	-42.0	-439.0
Pr(NO ₃) ₃	c	-1229.3			
Pr ₂ O ₃	c	-1809.6			117.40
Promethium					
PmCl ₃	c	-1054.0			
Protactinium					
Pa	c	0	0	51.8	
Pa ⁴⁺	aq	-619.2			
PaBr ₄	c	-824.0	-787.9	234.0	
PaBr ₅	c	-862	-820	289	

TABLE 6.3 Enthalpies and Gibbs Energies of Formation, Entropies, and Heat Capacities of the Elements and Inorganic Compounds (*Continued*)

Substance	Physical State	$\Delta_f H^\circ$ kJ · mol ⁻¹	$\Delta_f G^\circ$ kJ · mol ⁻¹	S° J · deg ⁻¹ · mol ⁻¹	C_p° J · deg ⁻¹ · mol ⁻¹
PaCl ₄	c	-1043.1	-953.0	192.0	
PaCl ₅	c	-1144.7	-1034.3	238.0	
Radium					
Ra	c	0	0	71	
Ra ²⁺	aq	-527.6	-561.5	54.0	
RaCl ₂ std. state	aq	-861.9	-823.8	167.0	
Ra(NO ₃) ₂	c	-992	-796.2	222	
std. state	aq	-942.2	-784.1	347.0	
RaSO ₄	c	-1471.1	-1365.7	138	
std. state	aq	-1436.8	-1306.2	75.0	
Radon					
Rn	g	0	0	176.235	20.79
Rhenium					
Re	c	0	0	36.9	25.5
	g	769.9	724.6	188.9	20.8
Re ⁻ std. state	aq	46.0	10.1	230.0	
ReBr ₃	c	-167.0			
ReCl ₃	c	-264	-188	123.9	92.4
ReCl ₆ ²⁻ std. state	aq	-761	-590	251	
ReO ₂	c	-423	-368	172	
ReO ₃	c	-605.0	-531	257.3	
Re ₂ O ₇	c	-1240.1	-1066.1	207.1	166.1
	g	-1100.0	-994.0	452.0	
Rhodium					
Rh	c	0	0	31.51	24.98
RhCl ₃	c	-299.2			
Rh ₂ O ₃	c	-343.0		110.9	104.0
Rubidium					
Rb	c	0	0	76.78(30)	31.06
	g	80.9(8)	53.1	170.094(3)	20.8
Rb ⁺ std. state	aq	-251.12(10)	-283.97	121.75(25)	
Rb acetate	aq	-737.2	-653.3	207.9	
RbBO ₂	c	-971.0	-913.0	94.3	74.1
RbBr	c	-394.59	-381.79	109.96	52.84
std. state	aq	-372.71	-387.94	203.93	
RbBrO ₃	c	-367.27	-278.11	161.1	
Rb ₂ CO ₃	c	-1136.0	-1051.0	181.33	117.61
std. state	aq	-1179.5	-1095.8	186.2	
RbCl	c	-435.35	-407.81	95.90	52.41
std. state	aq	-418.32	-415.22	178.0	
RbClO ₃	c	-402.9	-300.4	151.9	103.2
std. state	aq	-355.14	-291.9	283.68	
RbClO ₄	c	-437.19	-306.9	161.1	
std. state	aq	-380.49	-292.59	303.3	
RbF	c	-557.7		75.3	50.5
std. state	aq	-583.79	-562.79	107.53	
Rb formate	aq	-676.7	-635.1	213.0	
RbHCO ₃	c	-963.2	-863.6	121.3	
std. state	aq	-943.16	-870.82	212.71	
RbHF ₂	c	-922.6	-855.6	120.08	79.37
std. state	aq	-901.11	-862.11	213.8	

TABLE 6.3 Enthalpies and Gibbs Energies of Formation, Entropies, and Heat Capacities of the Elements and Inorganic Compounds (*Continued*)

Substance	Physical State	$\Delta_f H^\circ$ kJ · mol ⁻¹	$\Delta_f G^\circ$ kJ · mol ⁻¹	S° J · deg ⁻¹ · mol ⁻¹	C_p° J · deg ⁻¹ · mol ⁻¹
RbHSO ₄	c	-1159.0			
std. state	aq	-1138.51	-1039.98	253.1	
RbI	c	-333.8	-328.9	118.4	53.18
std. state	aq	-306.35	-335.56	232.6	
RbNO ₂	c	-367.4	-306.2	172.0	
RbNO ₃	c	-495.05	-395.85	147.3	102.1
std. state	aq	-458.52	-395.30	267.8	
Rb ₂ O	c	-339			
Rb ₂ O ₂	c	-472.0			
RbOH	c	-418.19			
std. state	aq	-481.16	-441.24	110.75	
Rb ₂ PtCl ₆	c	-1245.6	-1109.6	406	
std. state	aq	-1170.7	-1056.6	464	
RbReO ₄	c	-1102.9	-996.2	167	
std. state	aq	-1038.5	-978.6	322.6	
Rb ₂ S	aq	-469.4	-482.0	228.4	
Rb ₂ SeO ₄	c	-1114.2			
std. state	aq	-1101.7	-1009.2	297.1	
Rb ₂ SO ₄	c	-1435.61	-1316.96	197.44	134.06
std. state	aq	-1411.60	-1312.56	263.2	
Ruthenium					
Ru	c	0	0	28.53	24.1
RuBr ₃	c	-138.0			
RuCl ₃	c	-205.0			
RuI ₃	c	-65.7			
RuO ₂	c	-305.0			
RuO ₄	c	-239.3	-152.3	146.4	
	lq	-228.5	-152.3	183.3	
Samarium					
Sm	c	0	0	69.58	29.54
Sm ³⁺ std. state	aq	-691.6	-666.5	-211.7	-21
SmCl ₂	c	-815.5			
SmCl ₃	c	-1025.9			
std. state	aq	-1193.3	-1060.2	-42.7	-431
SmF ₃	c	-1778.0			
SmF ₃ · 1/2H ₂ O	c	-1825.1			
SmI ₃	c	-620.1			
Sm(IO ₃) ₃	c	-1381			
Sm(NO ₃) ₂	c	-1212.1			
Sm ₂ O ₃	c	-1823.0	-1734.7	151.0	114.5
Sm ₂ (SO ₄) ₃	c	-3899.1			
Scandium					
Sc	c	0	0	34.64	25.52
Sc ³⁺ std. state	aq	-614.2	-586.6	-255.0	
ScBr ₃	c	-743.1			
ScCl ₃	c	-925.1		121.3	93.64
ScF ₃	c	-1629.2	-1555.6	92	
ScOH ²⁺	aq	-861.5	-801.2	-134.0	
Sc ₂ O ₃	c	-1908.8	-1819.41	76.99	94.2

TABLE 6.3 Enthalpies and Gibbs Energies of Formation, Entropies, and Heat Capacities of the Elements and Inorganic Compounds (*Continued*)

Substance	Physical State	$\Delta_f H^\circ$ kJ · mol ⁻¹	$\Delta_f G^\circ$ kJ · mol ⁻¹	S° J · deg ⁻¹ · mol ⁻¹	C_p° J · deg ⁻¹ · mol ⁻¹
Selenium					
Se	c	0	0	41.97	24.98
	g	227.1	187.0	174.8	22.1
SeBr ₂	g	-21.0			
SeCl ₄	c	-188.3			
SeF ₆	g	-1117.0	-1017.0	313.8	110.5
SeO	g	53.4	26.8	234.0	31.3
SeO ₂	c	-225.4			
SeO ₃	c	-166.9			
SeO ₃ ²⁻ std. state	aq	-509.2	-369.9	13	
SeO ₄ ²⁻	aq	-599.2	-441.4	54.0	
Silicon					
Si	c	0	0	18.81(8)	20.00
	g	450.(8)		167.981(4)	
SiBr ₄	lq	-457.3	-433.9	277.5	146.4
	g	-415.5	-431.8	377.9	97.1
SiBrCl ₃	g			350.1	90.9
SiC alpha	c	-62.8	-60.2	16.49	26.76
beta	c	-65.3	-62.8	16.61	26.9
SiCl ₄	lq	-686.93	-620.0	239.7	145.3
	g	-657.0	-617.0	330.7	90.26
SiClBr ₃	g			377.1	95.3
SiClF ₃	g	-1318	-1280	309	79.4
SiF ₄	g	-1615.0(8)	-1572.7	282.76(50)	73.62
SiH ₄	g	34.3	56.8	204.65	42.83
SiHBr ₃	g	-317.6	-328.5	348.6	80.8
SiHCl ₃	lq	-539.3	-482.5	227.6	
	g	-513.0	-482.0	313.7	75.8
SiHF ₃	g			271.9	60.5
SiH ₂ Cl ₂	g	-320.5	-295.0	285.7	60.5
SiH ₃ Cl	g	-142	-119	250.8	51.10
SiH ₃ F	g	-377	-353	238.4	47.20
Si ₂ H ₆	g	80.3	127.2	272.7	80.79
SiI ₄	c	-189.5	-191.6	258.1	108.0
	lq	-174.60	-187.49	294.30	159.79
Si ₃ N ₄	c	-743.5	-642.1	101.3	99.5
SiO	g	-99.6	-126.4	211.6	29.9
SiO ₂ quartz	c	-910.7(10)	-856.4	41.46(20)	44.4
high cristobalite	c	-905.5	-853.6	50.05	26.58
SiOF ₂	g	-967	-951	271.3	53.69
SiS ₂	c	-213.4	-212.6	80.3	77.5
Silver					
Ag	c	0	0	42.55(20)	25.4
	g	284.9(8)		172.997(4)	
Ag ⁺ std. state	aq	105.79(8)	77.12	73.45(40)	21.8
Ag ²⁺ in 4M HClO ₄	aq	268.6	269.0	-88	
AgAt	c	-45.2		133.1	55.7
AgBr	c	-100.37	-96.90	107.11	52.38
AgBrO ₃	c	-10.5	71.3	151.9	
AgCl	c	-127.01(5)	-109.8	96.25(20)	50.79
AgClO ₂	c	8.79	75.7	134.56	87.32

TABLE 6.3 Enthalpies and Gibbs Energies of Formation, Entropies, and Heat Capacities of the Elements and Inorganic Compounds (*Continued*)

Substance	Physical State	$\Delta_f H^\circ$ kJ · mol ⁻¹	$\Delta_f G^\circ$ kJ · mol ⁻¹	S° J · deg ⁻¹ · mol ⁻¹	C_p° J · deg ⁻¹ · mol ⁻¹
AgClO ₃	c	-30.3	64.5	142.0	
AgClO ₄	c	-31.13		162.3	
std. state	aq	-23.77	68.49	254.8	
AgCN	c	146.0	156.9	107.19	66.73
Ag(CN) ₂ std. state	aq	270.3	305.4	192	
Ag ₂ CrO ₄	c	-731.74	-641.83	217.6	142.26
Ag ₂ CO ₃	c	-505.9	-436.8	167.4	112.26
Ag ₂ C ₂ O ₄	c	-673.2	-584.1	209	
AgF	c	-204.6		83.7	51.92
AgF ₂	c	-360.0			
AgI	c	-61.84	-66.19	115.5	56.82
AgIO ₃	c	-171.1	-93.7	149.4	102.93
AgN ₃	c	308.8	376.1	104.2	
Ag(NH ₃) ₂ ⁺ std. state	aq	-111.29	-17.24	245.2	
AgNO ₃	c	-124.4	-33.47	140.92	93.05
std. state	aq	-101.80	-34.23	219.2	-64.9
AgO	c	-12.15	13.83	58.5	44.0
Ag ₂ O	c	-31.1	-11.21	121.3	65.86
Ag ₂ O ₃	c	33.9	121.4	100.0	
Ag ₂ S argentite	c	-32.59	-40.67	143.9	76.53
Ag ₃ Sb	c	-23.0		171.5	101.7
AgSCN	c	87.9	101.38	131.0	63
Ag ₂ Se	c	-38	-44.4	150.71	81.76
Ag ₂ SO ₄	c	-715.9	-618.4	200.4	131.4
std. state	aq	-698.10	-590.36	165.7	-251
Ag ₂ Te	c	-37.2	-43.1	154.8	87.5
Sodium					
Na	c	0	0	51.30(20)	28.15
	g	107.5(7)		153.718(3)	
Na ⁺ std. state	aq	-240.34(6)	-261.88	58.45(15)	46.4
NaAg(CN) ₂ std. state	aq	30.12	43.5	251	
NaOAc	c	-708.81	-607.27	123.0	79.9
std. state	aq	-726.13	-631.28	145.6	40.2
NaAlCl ₄	c	-1142.0	-996.4	188.3	154.98
Na ₃ AlCl ₆	c	-1979.0	-1829	347.0	244.1
NaAlF ₄	g	-1869.0	-1827.5	345.7	105.9
Na ₃ AlF ₆	c	-3361.2	-3136.7	239.5	215.89
NaAlH ₄	c	-115.5			
NaAlO ₂	c	-1137.3	-1069.2	70.40	73.64
NaAl(SO ₄) ₂ std. state	aq	-2590	-2238	-222.6	
NaAlSiO ₄	c	-2092.8	-1978.2	124.3	
NaAsO ₂	c	-660.53			
std. state	aq	-669.15	-611.91	99.6	
Na ₃ AsO ₄	c	-1540			
std. state	aq	-1608.50	-1434.19	14.2	
NaAu(CN) ₂	aq	2.1	23.9	230	
NaBF ₄	c	-1844.7	-1750.1	145.31	120.3
std. state	aq	-1812.1	-1748.9	243	
NaBH ₄	c	-188.6	-123.9	101.3	86.8
std. state	aq	-199.60	-147.61	169.5	

TABLE 6.3 Enthalpies and Gibbs Energies of Formation, Entropies, and Heat Capacities of the Elements and Inorganic Compounds (*Continued*)

Substance	Physical State	$\Delta_f H^\circ$ kJ · mol ⁻¹	$\Delta_f G^\circ$ kJ · mol ⁻¹	S° J · deg ⁻¹ · mol ⁻¹	C_p° J · deg ⁻¹ · mol ⁻¹
NaBO ₂	c	-977.0	-920.7	73.54	65.94
std. state	aq	-1012.49	-940.81	21.8	
NaBO ₂ · 4H ₂ O	c	-2114.2			
Na ₂ B ₄ O ₇	c	-3291.1	-3096.0	189.0	186.8
std. state	aq	-3271.1	-3076.9	192.9	
Na ₂ B ₄ O ₇ · 10H ₂ O	c	-6298.6	-5516.6	586	614.5
NaBr	c	-361.08	-349.00	86.82	51.38
std. state	aq	-361.66	-365.85	141.4	-95.4
NaBr ₃ std. state	aq	-370.54	-368.95	274.5	
NaBrO std. state	aq	-384.3	-295.4	100	
NaBrO ₃	c	-334.09	-242.6	128.9	
std. state	aq	-307.19	-243.34	220.9	
NaBrO ₄ std. state	aq	-227.19	-143.93	-258.57	
Na ₂ [Cd(CN) ₄]	aq	-52.3	-16.3	439	
NaCl	c	-411.2	-384.1	72.1	50.51
std. state	aq	-407.27	-393.17	115.5	-90.0
NaClO std. state	aq	-347.3	-298.7	100	
NaClO ₂	c	-307.02		115.9	
std. state	aq	-306.7	-244.8	160.3	
NaClO ₃	c	-365.77	-262.34	123.4	
std. state	aq	-344.09	-269.91	221.3	
NaClO ₄	c	-383.3	-254.9	142.3	111.3
std. state	aq	-369.45	-270.50	241.0	
NaCN	c	-87.5	-76.4	115.6	70.4
std. state	aq	-89.5	-89.5	153.1	
Na ₃ [Co(NO ₂) ₆]	c	-1423.0			
Na ₂ CO ₃	c	-1130.7	-1044.4	135.0	112.3
std. state	aq	-1157.4	-1051.6	61.6	
Na ₂ CO ₃ · H ₂ O	c	-1431.26	-1285.41	168.11	145.60
Na ₂ CO ₃ · 10H ₂ O	c	-4081.32	-3428.20	564.0	550.32
Na ₂ C ₂ O ₄	c	-1318.0			142
std. state	aq	-1305.4	-1197.9	163.6	
Na ₂ CrO ₄	c	-1342.2	-1235.0	176.61	142.13
std. state	aq	-1361.39	-1251.64	168.2	
Na ₂ Cr ₂ O ₇	c	-1978.6			
std. state	aq	-1970.7	-1825.1	379.9	
Na ethoxide	c	-413.80			
NaF	c	-576.6	-546.3	51.11	46.85
std. state	aq	-572.75	-540.70	45.2	-60.3
Na ₃ [Fe(CN) ₆] std. state	aq	-158.6	-56.5	447.3	
Na ₄ [Fe(CN) ₆] std. state	aq	-505.0	-352.63	231.0	
Na formate	c	-666.5	-600.00	103.76	82.68
std. state	aq	-666.67	-613.0	151	-41.4
NaH	c	-56.34	-33.55	40.02	36.39
Na ₂ HAsO ₄ std. state	aq	-1386.58	-1238.51	116.3	
NaH ₂ AsO ₄ std. state	aq	-1149.68	-1015.16	176	
NaHCO ₃	c	-950.81	-851.0	101.7	87.61
std. state	aq	-932.11	-848.72	150.2	
NaHCrO ₄ std. state	aq	-1118.4	-1026.8	243.1	
NaHF ₂	c	-920.27	-852.20	90.92	75.02
std. state	aq	-890.06	-840.02	151.5	

TABLE 6.3 Enthalpies and Gibbs Energies of Formation, Entropies, and Heat Capacities of the Elements and Inorganic Compounds (*Continued*)

Substance	Physical State	$\Delta_f H^\circ$ kJ · mol ⁻¹	$\Delta_f G^\circ$ kJ · mol ⁻¹	S° J · deg ⁻¹ · mol ⁻¹	C_p° J · deg ⁻¹ · mol ⁻¹
Na ₂ H ₂ [Fe(CN) ₆]	aq	-24.7	134.64	335	
NaH ₂ PO ₄	c	-1536.8	-1386.2	127.49	116.86
std. state	aq	-1536.4	-1392.27	149.4	
Na ₂ HPO ₄	c	-1748.1	-1608.3	150.50	135.31
std. state	aq	-1772.38	-1613.06	84.5	
Na ₂ H ₂ P ₂ O ₇	c	-2764.8	-2522.5	220.20	198.15
NaHS	c	-237.23			
std. state	aq	-257.73	-249.83	121.8	
NaHSeO ₃	c	-759.23			
std. state	aq	-754.67	-673.41	194.1	
NaHSeO ₄	c	-821.40			
std. state	aq	-821.74	-714.2	208.4	
NaHSO ₄	c	-1125.5	-992.9	113.0	
std. state	aq	-1127.46	-1017.88	190.8	-38
NaI	c	-287.9	-286.1	98.50	52.1
std. state	aq	-295.31	-313.47	170.3	-95.8
NaI ₃	aq	-291.6	-313.4	298.3	
NaIO ₃	c	-481.79		135.1	92.1
std. state	aq	-461.50	-389.95	177.4	
NaIO ₄	c	-429.28	-323.09	163.0	
std. state	aq	-391.62	-320.49	280	
Na methoxide	c	-367.8	-294.80	110.58	69.45
std. state	aq	-433.59	-332.46	17.6	
NaMnO ₄ std. state	aq	-781.6	-709.2	250.2	
Na ₂ MnO ₄	c	-1156.0			
std. state	aq	-1134	-1024.7	176	
Na ₂ MoO ₄	c	-1468.12	-1354.30	159.70	141.71
std. state	aq	-1478.2	-1360.2	145.2	
Na ₂ Mo ₂ O ₇	c	-2245.05	-2058.19	250.6	217.15
NaN ₃	c	21.71	93.76	96.86	76.61
std. state	aq	35.02	86.2	166.9	
NaNH ₂	c	-123.9	-64.0	76.90	66.15
NaNbO ₃	c	-1315.9	1233.0	117	
std. state	aq	-1265.7	-1194.1	155	
NaNO ₂	c	-358.65	-284.60	103.8	
std. state	aq	-344.8	-294.1	182.0	-51.0
NaNO ₃	c	-467.85	-367.06	116.52	92.88
std. state	aq	-447.48	-373.21	205.4	-40.2
Na ₂ [Ni(CN) ₄]	aq	-112.6	-51.9	335	
NaO ₂	c	-260.2	-218.4	115.9	72.14
Na ₂ O	c	-414.2	-375.5	75.04	69.10
Na ₂ O ₂	c	-510.9	-449.6	94.8	89.3
NaOCN cyanate	c	-405.39	-358.2	96.7	86.6
std. state	aq	-386.2	-359.4	165.7	
NaOH	c	-425.6	-379.4	64.4	59.5
std. state	aq	-469.15	-419.20	48.1	-102.1
Na ₃ PO ₄	c	-1917.40	-1788.87	173.80	153.47
std. state	aq	-1997.9	-1804.6	-46	
Na ₄ P ₂ O ₇	c	-3188	-2969.4	270.29	241.12
std. state	aq	-3231.7	-2966.9	117	

TABLE 6.3 Enthalpies and Gibbs Energies of Formation, Entropies, and Heat Capacities of the Elements and Inorganic Compounds (*Continued*)

Substance	Physical State	$\Delta_f H^\circ$ kJ · mol ⁻¹	$\Delta_f G^\circ$ kJ · mol ⁻¹	S° J · deg ⁻¹ · mol ⁻¹	C_p° J · deg ⁻¹ · mol ⁻¹
NaReO ₄	c	-1057.09	-953.74	151.5	133.89
std. state	aq	-1027.6	-956.5	260.2	
Na ₂ S	c	-364.8	-349.8	83.7	82.8
std. state	aq	-443.3	-438.1	103.3	
Na ₂ S ₂	c	-397.0	-392	151	
std. state	aq	-450.2	-444.3	146.4	
NaSCN	c	-170.50			
std. state	aq	-163.68	-169.20	203.84	6.3
Na ₂ Se	c	-341.4			
Na ₂ SeO ₃	c	-958.6			
std. state	aq	-989.5	-893.7	130	
Na ₂ SeO ₄	c	-1069.0			
Na ₂ SiF ₆	c	-2909.6	-2754.2	207.1	187.1
Na ₂ SiO ₃	c	-1554.9	-1462.8	113.8	111.9
Na ₂ Si ₂ O ₅	c	-2470.1	-2324.1	164.1	157.0
NaSnBr ₃	aq	-615.1	-608.8	310	
NaSnCl ₃	aq	-727.2	-692.0	318	
Na ₂ SO ₃	c	-1100.8	-1012.5	145.94	120.25
std. state	aq	-1115.87	-1010.44	87.9	
Na ₂ SO ₄	c	-1387.1	-1270.2	149.6	128.2
std. state	aq	-1389.51	-1268.40	138.1	-201
Na ₂ SO ₄ · 10H ₂ O	c	-4327.26	-3647.40	592.0	
Na ₂ S ₂ O ₃	c	-1123.0	-1028.0	155	
std. state	aq	-1132.40	-1046.0	184.1	
Na ₂ S ₂ O ₃ · 5H ₂ O	c	-2607.93	-2230.1		
Na ₂ S ₂ O ₄ dithionate	c	-1232.2			
std. state	aq	-1233.9	-1124.2	209.2	
Na ₂ S ₂ O ₇	c	-1925.1	-1722.1	202.1	
Na ₂ S ₂ O ₈	aq	-1825.1	-1638.9	362.3	
Na ₂ Te	c	-349.4			
Na ₂ TeO ₄	c	-1270.7			
Na ₂ TiO ₃	c	-1591.2	-1496.2	121.67	125.65
Na ₂ UO ₄ beta	c	-1893.3	-1777.78	166.02	146.65
Na ₃ UO ₄	c	-2025.1	-1901.2	198.20	173.01
NaVO ₃	c	-1145.79	-1064.12	113.68	97.57
std. state	aq	-1128.4	-1045.6	109	
Na ₃ VO ₄	c	-1757.87	-1637.83	190.0	164.85
Na ₂ V ₂ O ₇	c	-2918.84	-2712.52	318.4	269.74
Na ₂ WO ₄	c	-1544.7	-1429.8	160.3	139.8
Na ₂ [Zn(CN) ₄]	aq	-138.1	-77.0	343	
Strontium					
Sr	c	0	0	55.0	26.79
Sr ²⁺ std. state	aq	-545.8	-559.44	-32.6	
Sr(OAc) ₂	c	-1487.4			
Sr ₃ (AsO ₄) ₂	c	-3317.1	-3080.3	255	
SrBr ₂	c	-717.6	-697.1	135.1	75.3
	aq	-788.89	-767.39	132.2	
SrCl ₂	c	-828.9	-781.1	114.9	75.59
std. state	aq	-880.10	-821.95	80.3	
Sr(ClO ₄) ₂	c	-762.69			
std. state	aq	-804.46	-576.68	331.4	

TABLE 6.3 Enthalpies and Gibbs Energies of Formation, Entropies, and Heat Capacities of the Elements and Inorganic Compounds (*Continued*)

Substance	Physical State	$\Delta_f H^\circ$ kJ · mol ⁻¹	$\Delta_f G^\circ$ kJ · mol ⁻¹	S° J · deg ⁻¹ · mol ⁻¹	C_p° J · deg ⁻¹ · mol ⁻¹
SrCO ₃	c	-1220.1	-1140.1	97.1	81.42
	aq	-1222.9	-1087.3	-89.5	
SrC ₂ O ₄	c	-1370.7			
SrF ₂	c	-1216.3	-1164	82.1	70.0
Sr formate	c	-1393.3			
SrHPO ₄	c	-1821.7	-1688.7	121	
Sr(H ₂ PO ₄) ₂	c	-3134.7			
SrI ₂	c	-558.1	-557.7	159.1	77.95
std. state	aq	-656.18	-662.62	190.0	
Sr(IO ₃) ₂	c	-1019.2	-855.2	234	
SrMoO ₄	c	-1561.1		128.9	117.07
Sr(NO ₂) ₂	c	-762.3			
Sr(NO ₃) ₂	c	-978.22	-780.0	194.56	149.87
std. state	aq	-960.52	-782.12	260.2	
SrO	c	-592.0	-561.9	54.4	45.0
SrO ₂	c	-654.4		54	79.45
Sr(OH) ₂	c	-959	-881	97	74.9
Sr ₃ (PO ₄) ₂	c	-4122.9			
SrS	c	-472.4	-467	68.2	48.7
SrSe	c	-385.8			
SrSeO ₃	c	-1047.7			
SrSeO ₄	c	-1142.7			
SrSiO ₃	c	-1633.9	-1549.8	96.7	88.53
Sr ₂ SiO ₄	c	-2304.6	-2191.2	153.1	134.26
SrSO ₃	c	-1177.0			
SrSO ₄	c	-1453.1	-1341.0	117.0	107.78
	aq	-1455.1	-1304.0	-12.6	
Sr ₂ TiO ₄	c	-2287.4	-2178.6	159.0	143.68
Sulfur					
S rhombic	c	0	0	32.054(50)	22.60
monoclinic	c	0.360	-0.070	33.03	23.23
	g	277.17(15)		167.829(6)	
S ₂ ²⁻	aq	33.1	85.8	-14.6	
S ₂	g	128.60(30)		228.167(10)	
S ₈	g	101.25	49.16	430.20	156.06
S ₂ Br ₂	lq	-13.0			
SCL ₂	lq	-50.0	-28.5	184	91.0
SClF ₅	lq	-1065.7			
S ₂ Cl ₂	lq	-59.4	-39	224	124.3
SCN ⁻	aq	76.4	92.7	144.3	-40.2
SF ₄	g	-763.2	-722.0	299.6	77.60
SF ₆	g	-1220.5	-1116.5	291.5	96.96
S ₂ F ₁₀	g	-2064	-1861	397	176.7
SO	g	6.3	-19.9	222.0	30.2
SO ₂	g	-296.81(20)	-300.13	248.223(50)	39.88
SO ₃	g	-395.7	-371.02	256.77	50.66
SOCl ₂	g	-212.50	-198.3	309.8	66.5
SOF ₂	g	-544	-502	278.7	56.81
SO ₂ Cl ₂	g	-364.0	-320.0	311.9	77.01
SO ₂ ClF	g	-556	-513	303	71.6
SO ₂ F ₂	g	-759	-712	284.0	66.0

TABLE 6.3 Enthalpies and Gibbs Energies of Formation, Entropies, and Heat Capacities of the Elements and Inorganic Compounds (*Continued*)

Substance	Physical State	$\Delta_f H^\circ$ kJ · mol ⁻¹	$\Delta_f G^\circ$ kJ · mol ⁻¹	S° J · deg ⁻¹ · mol ⁻¹	C_p° J · deg ⁻¹ · mol ⁻¹
SO ₃ ²⁻	aq	-635.5	-486.5	-29.0	
SO ₄ ²⁻	aq	-909.34(40)	-744.5	18.50(40)	-293.0
S ₂ O ₃ ²⁻	aq	-652.3	-522.5	67.0	
S ₂ O ₄ ²⁻	aq	-753.5	-600.3	92.0	
S ₂ O ₈ ²⁻	aq	-1344.7	-1114.9	244.3	
Tantalum					
Ta	c	0	0	41.47	25.40
TaB ₂	c	-209.2		44.4	48.12
TaBr ₅	c	-598.3		305.4	155.73
TaC	c	-144.1	-142.7	42.37	36.79
Ta ₂ C	c	-197.5		83.7	60.96
TaCl ₅	c	-859.0	-746	222	148
TaF ₅	c	-1903.6		195.0	130.46
Ta ₂ H	c	-32.6	-69.0	79.1	90.8
TaI ₅	c	-490		343	155.6
TaN	c	-251		50.6	42.1
TaO ₂	g	-201	-209	280	44.0
Ta ₂ O ₅	c	-2046	-1911.0	143.1	135.0
TaOCl ₃	g	-780.7		361.5	98.53
Technetium					
Tc	c	0	0	33.47	24.27
Tc ₂ O ₇	c	-1113			
Tellurium					
Te	c	0	0	49.70	25.70
TeBr ₄	c	-190.4			
TeCl ₄	c	-326.4		209	138.5
TeF ₆	g	-1318.0		335.77	116.90
TeO ₂	c	-322.6	-270.3	79.5	63.89
Te(OH) ₃ ⁺	aq	-322.6	-496.1	111.7	
Terbium					
Tb	c	0	0	73.22	28.91
Tb ³⁺ std. state	aq	-682.8	-651.9	-226.0	17.0
TbCl ₃	c	-997.1			
std. state	aq	-1184.1	-1045.6	-59.0	-393.0
TbO ₂	c	-971.5			
Tb ₂ O ₃	c	-1865.2			115.9
Tb ₂ (SO ₄) ₃ std. state	aq	-4131.7	-3597.4		
Thallium					
Tl	c	0	0	64.18	26.32
Tl ⁺ std. state	aq	5.36	-32.38	125.5	
Tl ³⁺ std. state	aq	196.6	214.6	-192.0	
TlBr	c	-173.2	-167.36	120.5	50.50
std. state	aq	-116.19	-136.36	207.9	
TlBr ₃	aq	-168.2	-97.1	54.0	
TlBrO ₃	c	-136.4	-53.14	168.6	
std. state	aq	-78.2	-30.5	288.7	
TlCl	c	-204.10	-184.93	111.30	50.92
std. state	aq	-161.80	-163.64	182.00	
TlCl ₃	c	-315.1			
std. state	aq	-305.0	-179.1	-23.0	
TlClO ₃	aq	-93.7	-35.6	287.9	

TABLE 6.3 Enthalpies and Gibbs Energies of Formation, Entropies, and Heat Capacities of the Elements and Inorganic Compounds (*Continued*)

Substance	Physical State	$\Delta_f H^\circ$ kJ · mol ⁻¹	$\Delta_f G^\circ$ kJ · mol ⁻¹	S° J · deg ⁻¹ · mol ⁻¹	C_p° J · deg ⁻¹ · mol ⁻¹
Tl ₂ CO ₃	c	-700	-614.6	155.2	
TlF	c	-324.6		83.3	54.77
std. state	aq	-327.27	-311.21	111.7	
TlI	c	-123.9	-125.39	127.6	52.51
std. state	aq	-49.83	-83.97	236.8	
TlNO ₃	c	-243.93	-152.46	160.7	99.50
	aq	-202.0	-143.7	272.0	
Tl ₂ O	c	-178.7	-147.3	126	
TlOH	c	-238.9	-195.8	88	
std. state	aq	-224.64	-189.66	114.6	
Tl ₂ S	c	-97.1	-93.7	151.0	
Tl ₂ Se	c	-59.0	-59.0	172.0	
Tl ₂ SO ₄	c	-931.8	-830.48	230.5	
std. state	aq	-898.56	-809.40	271.1	
Thorium					
Th	c	0	0	51.8(5)	27.32
	g	602.(6)		190.17(5)	
Th ⁴⁺ std. state	aq	-769.0	-705.1	-422.6	
ThBr ₄	c	-965.3	-927.2	230	
ThC _{1.94}	c	-146	-147.7	68.49	56.69
ThCl ₄	c	-1186.2	-1094.1	190.4	120.3
ThF ₃	g	-1166.1	-1160.6	339.2	73.3
ThF ₄	c	-2097.8	-2003.4	142.05	110.7
undissoc; std. state	aq	-2115.0	-1947.2	-105	
ThH ₂	c	-139.8	-100.0	50.71	36.69
ThI ₄	c	-664.8	-655.2	255	
ThN	c	-391.2	-363.6	56.07	45.2
Th ₃ N ₄	c	-1315.0	-1212.9	201	155.90
Th(NO ₃) ₄	c	-1441.4			
ThO ₂	c	-1226.4(35)	-1169.20	65.23(20)	61.76
ThOCl ₂	c	-1232.2	-1156.0	123.4	91.25
ThOF ₂	c	-1665.2	-1589.5	105	
Th(OH) ³⁺	aq	-1030.1	-920.5	-343.0	
Th(OH) ₂ ²⁺	aq	-1282.4	-1140.9	-218.0	
Th ₃ P ₄	c	-1140.2	-1112.9	221.8	
ThS ₂	c	-626.3	-620.1	96.2	
Th ₂ S ₃	c	-1083.7	-1077.0	180	
Th(SO ₄) ₂	c	-2542.6	-2310.4	159.0	173.47
Thullium					
Tm	c	0	0	74.01	27.03
Tm ³⁺ std. state	aq	-697.9	-661.9	-243.0	25.0
TmCl ₃	c	-986.6			
std. state	aq	-1199.1	-1055.6	-75.0	-385.0
Tm ₂ O ₃	c	-1888.7	-1794.5	139.8	116.7
Tin					
Sn white	c	0	0	51.08(8)	26.99
	aq	301.2(15)		168.492(4)	
gray	c	-2.09	0.13	44.14	25.77
Sn ²⁺ in aqueous HCl	aq	-8.9(10)	-27.2	-16.7(40)	
Sn ⁴⁺ in aqueous HCl	aq	30.5	2.5	-117	
SnBr ₂	c	-243.5			

TABLE 6.3 Enthalpies and Gibbs Energies of Formation, Entropies, and Heat Capacities of the Elements and Inorganic Compounds (*Continued*)

Substance	Physical State	$\Delta_f H^\circ$ kJ · mol ⁻¹	$\Delta_f G^\circ$ kJ · mol ⁻¹	S° J · deg ⁻¹ · mol ⁻¹	C_p° J · deg ⁻¹ · mol ⁻¹
SnBr ₄	c	-377.4	-350.2	264.4	136.44
	g	-314.6	-331.4	411.9	103.4
SnCl ₂	c	-325.1		130	79.33
	std. state	aq	-329.7	-299.6	172
SnCl ₄	lq	-511.3	-440.2	258.6	165.3
	g	-471.5	-432.2	365.8	98.3
SnH ₄	g	162.8	188.3	227.7	48.95
SnI ₂	c	-143.5			
SnI ₄	g			446.1	105.4
SnO tetragonal	c	-280.71(20)	-251.9	57.17(30)	44.31
SnO ₂ tetragonal	c	-577.63(20)	-515.8	49.04(10)	52.59
Sn(OH) ⁺	aq	-286.2	-254.8	50.0	
Sn(OH) ₂	c	-561.1	-491.6	155.0	
SnS	c	-100	-98.3	77.0	49.25
SnS ₂	c	-167.4		87.4	70.12
Titanium					
Ti	c	0	0	30.72(10)	25.0
	g	473.(3)		180.298(10)	
TiB	c	-160	-160	35	29.7
TiB ₂	c	-280	-275	28.5	44.3
TiBr ₂	c	-402	-383	108	78.7
TiBr ₃	c	-548.5	-523.8	176.6	101.7
TiBr ₄	c	-616.7	-589.5	243.5	131.5
TiC	c	-184	-180	24.2	33.81
TiCl ₂	c	-513.8	-464.4	87.4	69.8
TiCl ₃	c	-720.9	-653.5	139.7	97.2
TiCl ₄	lq	-804.2	-737.2	252.3	145.2
	g	-763.2(30)	-726.3	353.2(40)	95.4
TiF ₃	c	-1435	-1362	88	92
TiF ₄	c	-1649	-1559	133.96	114.27
TiH ₂	c	-144	-105.1	29.71	30.09
TiI ₄	c	-375	-371.5	249.4	125.6
TiN	c	-265.8	-243.8	52.73	37.08
TiO	c	-519.7	-495.0	50.0	39.9
TiO ₂	c	-944.0(8)	-888.8	50.62(30)	55.0
Ti ₂ O ₃	c	-1520.9	-1434.2	78.8	97.4
Ti ₃ O ₅	c	-2459.4	-2317.4	129.3	154.8
Tungsten					
W	c	0	0	32.6	24.3
WBr ₅	c	-312	-270	272	155
WBr ₆	c	-348.5	-290.8	314	181.4
W(CO) ₆	c	-953.5		331.8	242.5
WCl ₄	c	-443	-360	198.3	129.7
WCl ₅	c	-515	-402	217.6	155.6
WCl ₆	c	-602.5	-456	238.5	175.4
WF ₆	lq	-1747.7	-1631.4	251.5	
	g	-1721.7	-1631.4	341.1	119.0
WO ₂	c	-589.9	-533.86	50.5	56.1
WO ₃	c	-842.9	-764.1	75.9	73.8
WO ₃ ²⁻	aq	-1075.7			
WOCl ₄	c	-671	-549	173	146

TABLE 6.3 Enthalpies and Gibbs Energies of Formation, Entropies, and Heat Capacities of the Elements and Inorganic Compounds (*Continued*)

Substance	Physical State	$\Delta_f H^\circ$ kJ · mol ⁻¹	$\Delta_f G^\circ$ kJ · mol ⁻¹	S° J · deg ⁻¹ · mol ⁻¹	C_p° J · deg ⁻¹ · mol ⁻¹
WOF ₄	c	-1407	-1298	176.0	133.6
WO ₂ Cl ₂	c	-780	-703	200.8	104.4
Uranium					
U	c	0	0	50.20(20)	27.66
	g	533.(8)		199.79(10)	
U ³⁺	aq	-489.1	-476.2	-188.0	
U ⁴⁺	aq	-591.2	-531.9	-410.0	
UB ₂	c	-161.6	-159.4	55.52	55.77
UBr ₃	c	-699.2	-673.6	192	108.8
UBr ₄	c	-802.5	-767.8	238.0	128.0
UBr ₅	c	-810.9	-769.9	293	160.7
UC	c	-98.3	-99.2	59.20	50.12
UCl ₃	c	-866.5	-799.1	159.0	102.5
UCl ₄	c	-1019.2	-930.1	197.1	122.0
	aq	-1259.8	-1056.8	-184.0	
UCl ₅	c	-1058	-950	242.7	144.6
UCl ₆	c	-1092	-962	285.8	175.7
UF ₃	c	-1502.1	-1433.4	123.43	95.10
UF ₄	c	-1921.2	-1823.3	151.67	116.02
UF ₅	c	-2075.3	-1958.6	199.6	132.3
UF ₆	c	-2197.0	-2068.6	227.6	166.8
UH ₃	c	-127.2	-72.8	63.68	49.29
UI ₃	c	-460.7	-459.8	222	112.1
UI ₄	c	-512.1	-506.7	264	134.3
UN	c	-290.8	-265.7	62.43	47.57
UO ₂	c	-1085.0(10)	-1031.8	77.03(20)	63.60
UO ₂ ²⁺ std. state	aq	-1019.0(15)	-953.5	-98.2(30)	
UO ₃ gamma	c	-1223.8(12)	-1145.7	96.11(40)	81.67
U ₃ O ₇	c	-3427.1	-3242.9	250.5	215.5
U ₃ O ₈	c	-3574.8(25)	-3369.8	282.55(50)	238.36
U ₄ O ₉	c	-4510.4	-4275.1	334.1	293.3
UOBr ₂	c	-973.6	-929.7	158.00	98.00
UOCl ₂	c	-1066.9	-996.2	138.32	95.06
UOF ₂	c	-1499.1	-1428.8	119.2	
UO ₂ (OAc) ₂	c	-1963.55			
UO ₂ Br ₂	c	-1137.6	-1066.5	169.5	
UO ₂ Cl ₂	c	-1243.9	-1146.4	150.5	107.86
std. state	aq	-1353.9	-1215.9	15.5	
UO ₂ CO ₃	c	-1691.2	-1562.7	138	
std. state	aq	-1696.6	-1481.6	-154.4	
UO ₂ C ₂ O ₄	c	-1796.94			
UO ₂ F ₂	c	-1653.5	-1557.4	135.56	103.22
std. state	aq	-1684.0	-1551.3	-125.1	
UO ₂ (NO ₃) ₂	c	-1349.3	-1105.0	243	
std. state	aq	-1434.3	-1176.1	195.4	
UO ₂ (OH) ₂ std. state	aq	-1479.5	-1267.8	-118.8	
UO ₂ SO ₄	c	-1845.1	-1683.6	154.8	145.2
std. state	aq	-1928.8	-1698.3	-77.4	
US ₂	c	-527	-526.4	110.42	74.64
US ₃	c	-549.4	-547.3	138.49	95.60

TABLE 6.3 Enthalpies and Gibbs Energies of Formation, Entropies, and Heat Capacities of the Elements and Inorganic Compounds (*Continued*)

Substance	Physical State	$\Delta_f H^\circ$ kJ · mol ⁻¹	$\Delta_f G^\circ$ kJ · mol ⁻¹	S° J · deg ⁻¹ · mol ⁻¹	C_p° J · deg ⁻¹ · mol ⁻¹
Vanadium					
V	c	0	0	28.94	24.90
VBr ₄	g	-336.8			
VCl ₂	c	-452	-406	97.1	72.22
VCl ₃	c	-580.7	-511.3	131.0	93.18
VCl ₄	lq	-569.4	-503.8	255.0	161.7
VF ₅	lq	-1480.3	-1373.2	175.7	
	g	-1433.9	-1369.8	320.9	98.58
VN	c	-217.15	-191.08	37.28	38.00
VO	c	-431.8	-404.2	39.0	45.5
VO ₂	c	-717.6		51.5	62.59
VO ₂ ⁺ std. state	aq	-649.8	-587.0	-42.3	
VO ₃ ³⁺ std. state	aq	-486.6	-446.4	-133.9	
VO ₃ ⁻ std. state	aq	-888.3	-783.7	50.2	
V ₂ O ₃	c	-1218.8	-1139.3	98.3	103.2
V ₂ O ₄	c	-1427	-1318.4	103	115.4
V ₂ O ₅	c	-1550	-1419.3	130	130.6
V ₃ O ₅	c	-1933	-1803	163	
VOCl ₃	lq	-734.7	-668.6	244.4	150.62
	g	-695.6	-659.3	344.4	89.9
VOSO ₄	c	-1309.2	-1169.9	108.8	
Xenon					
Xe	g	0	0	169.685(3)	20.786
XeF ₂	c	-164.0			
XeF ₄	c	-261.5	-123.0		
XeF ₆	c	-360			
	g	-297			
XeO ₃	c	402			
XeOF ₄	lq	146			
Ytterbium					
Yb	c	0	0	59.87	26.74
Yb ²⁺ std. state	aq		-527.0		
Yb ³⁺ std. state	aq	-674.5	-643.9	238.0	25.0
Yb(OAc) ₃ undissoc; std. state	aq	-2105.0	-1772.84	183.3	
YbCl ₂	c	-799.6			
YbCl ₃	c	-959.8			
std. state	aq	-1176.1	-1037.6	-71.0	-385.0
Yb(NO ₃) ₃ std. state	aq	-1296.6			
Yb ₂ O ₃	c	-1814.6	-1726.7	133.1	115.35
Yttrium					
Y	c	0	0	44.4	26.51
Y ³⁺ std. state	aq	-723.4	-693.7	-251.0	
YCl ₃	c	-1000		136.8	75.0
YF ₃	c	-1718.8	-1644.7	100	
Y ₂ O ₃	c	-1905.31	-1816.65	99.08	102.51
Y(OH) ₃	c	-1435	-1291	99.2	
Zinc					
Zn	c	0	0	41.63(15)	25.40
	g	130.40(40)		160.990(4)	
Zn ²⁺ std. state	aq	-153.39(20)	-147.1	-109.8(5)	46.0

TABLE 6.3 Enthalpies and Gibbs Energies of Formation, Entropies, and Heat Capacities of the Elements and Inorganic Compounds (*Continued*)

Substance	Physical State	$\Delta_f H^\circ$ kJ · mol ⁻¹	$\Delta_f G^\circ$ kJ · mol ⁻¹	S° J · deg ⁻¹ · mol ⁻¹	C_p° J · deg ⁻¹ · mol ⁻¹
ZnBr ₂	c	-328.65	-312.13	138.5	65.7
std. state	aq	-396.98	-354.97	52.72	-238.0
ZnCl ₂	c	-415.05	-369.45	111.46	71.34
std. state	aq	-488.19	-409.53	0.84	-226.0
Zn(CN) ₄ ²⁻ std. state	aq	342.3	446.9	226	
ZnCO ₃	c	-812.78	-731.57	82.4	79.71
ZnF ₂	c	-764.4	-713.3	73.68	65.7
std. state	aq	-819.14	-704.67	-139.8	-167.0
ZnI ₂	c	-208.03	-208.95	161.1	65.69
	aq	-264.3	-250.2	110.5	-238.0
Zn(NO ₃) ₂	c	-483.7			
	aq	-568.6	-369.6	180.7	-126.0
ZnO	c	-350.46(27)	-320.52	43.65(40)	40.25
Zn(OH) ₂	c	-641.91	-553.59	81.2	
std. state	aq	-613.88	-461.62	-133.5	-251
ZnS sphalerite	c	-205.98	-201.29	57.7	46.02
wurtzite	c	-192.6			
ZnSe	c	-163	-163	84.0	
ZnSO ₄	c	-982.84	-871.5	110.5	99.2
	aq	-1063.2	-891.6	-92.0	-247.0
Zn ₂ SiO ₄	c	-1636.7	-1523.2	131.42	123.3
Zirconium					
Zr	c	0	0	39.0	25.40
ZrB	c	-322	-318.2	35.94	48.24
ZrBr ₂	c	-405	-382	116	86.7
ZrBr ₄	c	-760.7	-725.3	224	124.8
ZrC	c	197	-193	33.32	37.90
ZrCl ₂	c	-502.0	-386	110	72.6
ZrCl ₃	c	-714	-646	146	96
ZrCl ₄	c	-981	-890	181.4	119.8
ZrF ₂	c	-962	-913	75	66
ZrF ₄	c	-1911.3	-1810.0	104.7	103.6
ZnH ₂	c	-169.0	-128.8	35.0	31.0
ZrI ₂	c	-259	-258	150.2	94.1
ZrI ₃	c	-397.5	-394.9	204.6	103.8
ZrI ₄	c	-488	-485.4	260	127.8
ZrN	c	-365	-336.7	38.86	40.44
ZrO ₂	c	-1100.6	-1042.8	50.36	56.19
ZrSiO ₄	c	-2033.4	-1919.1	84.1	98.7
ZrSO ₄	c	-2217.1			172.0

TABLE 6.4 Heats of Fusion, Vaporization, and Sublimation and Specific Heat at Various Temperatures of the Elements and Inorganic Compounds*Abbreviations Used in the Table* ΔH_m , enthalpy of melting (at the melting point) in $\text{kJ} \cdot \text{mol}^{-1}$ ΔH_v , enthalpy of vaporization (at the boiling point) in $\text{kJ} \cdot \text{mol}^{-1}$ ΔH_s , enthalpy of sublimation (or vaporization at 298 K) in $\text{kJ} \cdot \text{mol}^{-1}$ C_p , specific heat (at temperature specified on the Kelvin scale) for the physical state in existence (or specified: c, lq, g) at that temperature in $\text{J} \cdot \text{K}^{-1} \cdot \text{mol}^{-1}$ ΔH_t , enthalpy of transition (at temperature specified, superscript, measured in degrees Celsius) in $\text{kJ} \cdot \text{mol}^{-1}$

Substance	ΔH_m	ΔH_v	ΔH_s	C_p			
				400 K	600 K	800 K	1000 K
Aluminum							
Al	10.71	294.0	326.4	25.8	27.9	30.6	34.9(lq)
Al(BH ₄) ₃		30					
Al ₆ BeO ₁₀	402			324.3	380.6	407.8	425.2
AlBr ₃	11.25	23.5		125.0	125.0	125.0	125.0
Al ₄ C ₃				138.5	159.2	169.7	176.1
AlCl ₃	35.4		116	100.1	117.7	135.2	152.8
AlF ₃ , $\Delta H_t = 0.56^{455}$	98			86.3	97.3	98.5	100.8
AlI ₃	15.9	32.2	112	108.5	121.3		
AlN				36.7	43.5	46.8	48.5
Al ₂ O ₃ corundum	111.4			96.1	112.5	120.1	124.8
AlOCl				64.3	72.6	76.9	79.3
Al ₂ SiO ₃ andalusite				149.6	174.5	186.1	194.0
kyanite				148.3	176.2	188.3	196.2
sillimanite				147.5	173.0	185.0	193.5
Al ₆ Si ₂ O ₁₃ mullite				390.7	459.8	494.1	513.4
Al ₂ S ₃	55			115.0	124.1	129.7	134.0
Al ₂ TiO ₅				162.0	182.8	192.9	200.0
Americium							
Am	14.39						
Ammonium							
NH ₃	5.66	23.35	19.86	38.7	45.3	51.1	56.2
ND ₃ ammonia-d ₃				42.9	51.5	58.6	64.3
NH ₄ Br, $\Delta H_t = 3.22^{138}$							
NH ₄ Cl, $\Delta H_t = 1.046^{-30.6}$ $\Delta H_t = 3.950^{184.6}$				103			
NH ₄ ClO ₄				148.7			
NH ₄ I, $\Delta H_t = 2.93^{-13}$	20.9		168.5 ⁵²⁵	89.0	103.3	117.7	
NH ₄ NO ₃	6.40						
Antimony							
Sb	19.87	193.43		25.9	27.7	29.5	31.4
SbBr ₃	14.6	59		125.5(lq)	81.6(g)	82.2	82.5
SbCl ₃	12.7	45.2		123.4(lq)	81.6(g)	82.2	82.5
SbCl ₅	10.0	48.4					
SbH ₃		21.3					
SbI ₃	22.8	68.6		106.6(lq)	143.5(lq)	82.2(g)	82.5(g)
Sb ₂ O ₃ , $\Delta H_t = 7.1^{573}$	54.4	74.6		108.5	122.8	137.1	150.6
Sb ₂ S ₃				123.3	134.4	145.4	
Argon							
Ar	1.12	6.43		20.8	20.8	20.8	20.8

TABLE 6.4 Heats of Fusion, Vaporization, and Sublimation and Specific Heat at Various Temperatures of the Elements and Inorganic Compounds (*Continued*)

Substance	ΔH_m	ΔH_v	ΔH_s	C_p			
				400 K	600 K	800 K	1000 K
Arsenic							
As	24.44			25.6	27.5	29.3	
AsBr ₃	11.7	41.8					
AsCl ₃	10.1	35.0		133.5(lq)	88.3(g)	88.3	
AsF ₃	10.4	29.7					
AsF ₅		20.8					
AsH ₃		16.7		45.4	53.2	58.8	63.9
AsI ₃		59.3					
As ₂ O ₃	18.4			116.4			
Barium							
Ba	7.12	140.3		33.2	33.9(c)		39.1(lq)
BaBr ₂	32.2			79.2	83.5	87.9	92.2
BaCl ₂ , $\Delta H_t = 16.9^{925}$	15.85	246.4		77.3	80.4	84.3	89.5
BaCO ₃ , $\Delta H_t = 18.8^{806}$	40			99.0	113.0	124.2	134.6
BaF ₂ , $\Delta H_t = 2.67^{1207}$	17.8	285.4	405.1	75.9	80.3	84.9	94.6
BaH ₂	25						
BaI ₂	26.5	43.9	302.5	79.5	83.5	87.5(c)	113.0(lq)
BaMoO ₄				129.5	143.5	152.2	159.3
BaO	46	330.6	424.3	49.9	53.2	55.4	57.1
Ba(OH) ₂	16			112.6	122.7(c)	141.0(lq)	
BaS	63						
BaSO ₄	40			119.4	131.6	135.9	137.9
BaTiO ₃ , $\Delta H_t = 0.067^{75}$				111.5	121.8	126.1	128.7
Beryllium							
Be	7.895	297	291	20.0	23.3	25.5	27.3
BeAl ₂ O ₄ , chrysoberyl	170.0			130.3	155.0	166.8	174.2
BeBr ₂	18	100.0	515	70.6	77.6(c)	113.0(lq)	113.0
Be ₂ C	75.3			47.6	51.9	64.7	73.2
BeCl ₂ , $\Delta H_t = 6.8^{403}$	8.66	105	136.0	68.7	75.8(c)	121.4(lq)	121.4
BeF ₂ , $\Delta H_t = 0.92^{227}$	4.77	199.4		62.5	67.5	74.1(c)	85.6(lq)
BeI ₂	18	70.5	125	76.9	84.2		
Be ₃ N ₂	129.3			84.4	106.5	117.6	123.6
BeO, $\Delta H_t = 6.7^{2100}$	86			33.8	42.4	46.7	49.3
BeS				120.8	149.2	166.0	174.1
Be ₂ SiO ₄				103.9	126.8	149.8	174.4
BeSO ₄ , $\Delta H_t = 1.113^{590}$ $\Delta H_t = 19.55^{635}$	6			103.9	126.8	149.8	174.4
BeWO ₄				113.0	131.3	142.9	153.0
Bismuth							
Bi	11.30	151		27.0(c)	31.8(lq)	31.8	31.8
BiBr ₃	21.7	75.4					
BiCl ₃	10.9	72.6					
BiI ₃		20.9					
Bi ₂ O ₃ , $\Delta H_t = 116.7^{717}$	28.5			116.9	123.6	130.3	137.0
Bi ₂ S ₃				131.1	136.2	141.3	146.4
Bi ₂ Te ₃	120.5			164.3	179.7	192.3	
Boron							
B	50.2	480	552	15.7	20.8	23.4	25.0
BBr ₃		30.5		72.6(g)	77.6	79.8	81.1
B ₄ C	105			76.4	98.4	107.7	114.3

TABLE 6.4 Heats of Fusion, Vaporization, and Sublimation and Specific Heat at Various Temperatures of the Elements and Inorganic Compounds (*Continued*)

Substance	ΔH_m	ΔH_v	ΔH_s	C_p			
				400 K	600 K	800 K	1000 K
BCl_3	2.10	23.8	23.1	68.4(g)	75.0	78.2	79.8
BF_3	4.20	19.3	57.5	67.1	72.6	75.8	
$\text{F}_2\text{B}-\text{BF}_2$		28					
BH_3				38.9	45.4	52.3	58.4
B_2H_6	4.44	14.3		74.3	101.3	121.7	136.4
B_4H_9	6.13	28.4		130.2(g)	187.6	227.4	254.4
B_4H_{10}		27.1					
B_5H_{11}		31.8					
$\text{B}_{10}\text{H}_{14}$	32.5	48.5	76.7	250.0(lq)	351.6(g)	417.2	460.4
BI_3		40.5					
BN	81		728	26.3	35.2	40.5	44.3
$\text{B}_3\text{N}_3\text{H}_6$ borazine		32.1		126.9	169.4	197.2	216.6
B_2O_3	24.56	390.4		77.9	98.1(c)	129.7(lq)	129.7
$\text{B}_2\text{O}_3\text{H}_3$ boroxin			44.8	120.1	162.8	194.6	214.2
Bromine							
Br_2	10.57	29.96	30.9	36.7(g)	37.3	37.6	37.8
BrCl	10.4	34.7					
BrF		25.1					
BrF_3	12.05	47.6		72.6	78.0	80.1	81.2
BrF_5	5.67	30.6		113.0	123.2	127.3	129.3
Cadmium							
Cd	6.19	99.9		27.1(c)	29.7(lq)	29.7	29.7
CdBr_2	20.9	115					
CdCl_2	48.58	124.3		79.8	86.3	92.7	104.6
CdF_2	22.6	214					
CdI_2	15.3	115					
$\text{Cd}(\text{NO}_3)_2 \cdot 4\text{H}_2\text{O}$	32.6						
CdO			225.1	43.8	45.6	47.3	49.1
CdS			209.6	55.5	56.2	57.0	57.7
CdSO_4				108.3	123.8	139.2	154.7
Calcium							
Ca , $\Delta H_t = 0.93^4$	8.54	154.7		26.9	30.0	33.8	39.7
$\text{Ca}(\text{BO}_2)_2$	74.1			125.0	144.9	157.2	176.2
CaB_4O_7	113.4			202.0	243.0	267.7	287.8
CaBr_2	29.1	200	298.3	78.0	80.5	83.5	88.6
CaC_2 carbide	32						
CaCl_2	28.05	235		75.6	78.2	80.9	85.8
CaCN_2 cyanamide	0.432						
CaCO_3	36						
CaF_2 , $\Delta H_t = 4.8^{1151}$	29.3	308.9	441	73.9	78.5	83.9	90.1
CaH_2	6.7						
CaI_2	41.8	179.4	243	79.2	83.1	87.1	91.0
$\text{Ca}[\text{Mg}(\text{CO}_3)_2]$ dolomite				143.3	163.3	176.8	188.3
CaMoO_4				131.3	144.9	153.5	150.6
Ca_3N_2				122.2	140.8	159.2	
$\text{Ca}(\text{NO}_3)_2$	21.4			173.7	210.5	243.4	
CaO	79.5			46.6	50.5	52.4	53.7
$\text{Ca}(\text{OH})_2$, $\Delta H_{dec} = 99.2$				98.4	107.4		
$\text{Ca}_3(\text{PO}_4)_2$, $\Delta H_t = 15.5^{1100}$				255.1	295.6	331.3	365.7
CaS	70			49.2	51.5	53.0	54.1

TABLE 6.4 Heats of Fusion, Vaporization, and Sublimation and Specific Heat at Various Temperatures of the Elements and Inorganic Compounds (*Continued*)

Substance	ΔH_m	ΔH_v	ΔH_s	C_p			
				400 K	600 K	800 K	1000 K
CaSiO ₃ , $\Delta H_t = 7.1^{1190}$	56.1			100.4	113.0	119.2	123.8
Ca ₂ SiO ₄ , $\Delta H_t = 4.44^{675}$ $\Delta H_t = 3.26^{1420}$				146.4	162.8	179.2	184.0
3CaO · SiO ₂				196.4	218.4	230.8	240.4
CaSO ₄	28.0			109.7	129.5	149.2	169.0
CaSO ₄ · ½H ₂ O				147.4	167.2	186.9	206.7
CaSO ₄ · 2H ₂ O				260.7	280.3	300.0	319.8
CaTiO ₃ , $\Delta H_t = 2.30^{1257}$				112.3	123.1	127.7	130.4
Ca(VO ₃) ₂				182.9	206.7	230.5	254.4
CaWO ₄				127.6	140.2	147.3	152.8
Carbon							
C graphite	117			12.0	16.6	19.7	21.7
(CN) ₂ cyanogen	8.1	23.3	19.7	61.9(g)	68.2	72.9	76.4
CNBr			45.4	50.19(g)	53.7	56.2	58.1
CNCl	11.4			48.7	52.8	55.7	57.7
CNI			59.4	50.8	53.7	55.8	57.4
CO, $\Delta H_t = 0.632^{-211.6}$	0.837	6.04		29.3	30.4	31.9	33.2
CO ₂	9.02	15.8	25.2	41.3	47.3	51.4	54.3
C ₂ O ₃	5.40	26.9 ^{43.5}		75.0	85.5	92.7	97.7
COCl ₂	5.74	24.4		63.9	71.1	75.0	77.4
COF ₂		16.1		54.8	64.9	70.8	74.4
COS	7.73	18.6		45.9	51.3	54.7	57.0
CS ₂	4.40	26.7	27.5	49.7	54.6	57.4	59.3
Cerium							
Ce, $\Delta H_t = 3.01^{730}$	5.46	398	419	30.6	30.8	32.1	33.8
CeCl ₃	54.4	170.1	326				
CeI ₃	51.9						
CeO ₂				66.9	69.0	71.1	73.2
Cesium							
Cs	2.09	63.9	76.6	31.5	31.0	30.9(lq)	20.8(g)
CsBr	23.6	151		52.9	55.0	57.2(c)	77.4(lq)
CsCl, $\Delta H_t = 3.77^{470}$	15.9	115.1		54.7	59.1	63.7(c)	77.4(lq)
CsF	21.7	115.5		53.8	57.4	60.9(c)	74.1(lq)
CsI	23.9	150.2		51.9	57.8(c)	65.5(lq)	67.8
CsIO ₃	13.0						
CsOH, $\Delta H_t = 1.30^{137}$ $\Delta H_t = 6.1^{220}$	4.56	120		74.4(c)	81.6(lq)	81.6	81.6
Cs ₂ SO ₄ , $\Delta H_t = 4.3^{667}$	35.7		76.5	112.1	132.2	163.2	194.2
Chlorine							
Cl ₂	6.406	20.41	17.65	35.3	36.6	37.1	37.4
ClF		24		33.8	35.6	36.5	37.0
ClF ₃	7.61	27.5		70.6(g)	76.8	79.4	80.7
ClF ₅		22.9		110.0	121.6	126.3	128.6
ClO				33.2	35.3	36.3	36.9
ClO ₂		30		46.1	51.4	54.2	55.8
ClO ₃ F	3.83	19.33		75.9	89.2	96.1	100.0
Cl ₂ O		25.9		51.4	54.7	56.2	56.9
Cl ₂ O ₇		34.69					
Chromium							
Cr, $\Delta H_t = 0.0008^{38.5}$	21.0	339.5	397	25.2	27.7	29.4	31.9

TABLE 6.4 Heats of Fusion, Vaporization, and Sublimation and Specific Heat at Various Temperatures of the Elements and Inorganic Compounds (*Continued*)

Substance	ΔH_m	ΔH_v	ΔH_s	C_p			
				400 K	600 K	800 K	1000 K
CrCl ₂	32.2	196.7		72.6	77.0	81.5	85.9
CrCl ₃			237.7	93.1	99.0	104.9	110.7
Cr(CO) ₆			72.0	233.9			
CrN, $\Delta H_{dec} = 112$			49.1	50.4	51.7	53.0	
CrO ₂ Cl ₂		35.1					
CrO ₂ F ₂	23.4	34.3					
CrO ₃	15.77			63.9	72.5	76.7	78.8
Cr ₂ O ₃	129.7			112.7	120.5	124.3	127.0
Cr ₂ (SO ₄) ₃				316.9	345.2	373.5	401.8
Cobalt							
Co, $\Delta H_t = 0.452^{427}$	16.2	377	424	26.5	29.7	32.4	37.0
CoCl ₂	45	146	219	81.7	84.6	86.8	88.2
CoF ₂	59	202	315	75.7	80.8	82.9	84.2
CoF ₃				97	100	102	104
CoO				52.9	54.3	54.8	56.0
Co ₃ O ₄				143	163	185	210
CoSO ₄ , $\Delta H_t = 2.1^{691}$				119	141	152	158
Copper							
Cu	13.26	300.4	337.7	25.3	26.5	27.4	28.7
CuBr, $\Delta H_t = 5.86^{380}$ $\Delta H_t = 2.9^{465}$	9.6			56.5	59.8(c)	66.9(lq)	66.9
CuCl	10.2	54	241.8	56.9	61.5(c)	66.9(lq)	66.9
CuCl ₂ , $\Delta H_t = 0.700^{402}$ $\Delta H_t = 15.001^{598}$	20.4			76.3	80.2(c)	82.4(lq)	100.0
CuCN		12			66.7	73.1	78.0
CuF			268	55.5	59.6		
CuF ₂	55	156	261	72.4	81.9	87.0	90.4
CuI	10.9			55.4	57.8	60.2	66.9
CuO	11.8			46.8	50.8	53.2	55.0
Cu ₂ O	64.8			67.6	73.3	77.6	81.5
CuS				48.8	51.0	53.2	55.4
Cu ₂ S, $\Delta H_t = 3.85^{103}$ $\Delta H_t = 0.84^{350}$	10.9			97.3	97.3	85.0	85.0
Cu ₂ Se, $\Delta H_t = 4.85^{110}$				90.9	91.7	92.5	93.4
CuSO ₄				114.9	136.3	147.7	153.8
Dysprosium							
Dy	11.06	280	290.4				
Erbium							
Er	19.90	280	317.2				
Europium							
Eu	9.21	176	178				
Fluorine							
F ₂ , $\Delta H_t = 0.728^{-227.6}$	0.510	6.62		33.0	35.2	36.3	37.1
FNO ₃				75.1	87.8	94.8	98.9
Gadolinium							
Gd	10.05	301.3		36.6	35.5	34.5	33.5
Gd ₂ O ₃				113.4	120.1	124.4	127.9
Gallium							
Ga	5.59	254		27.1(lq)	26.7	26.6	26.6
GaBr ₃	12.1	38.9					

TABLE 6.4 Heats of Fusion, Vaporization, and Sublimation and Specific Heat at Various Temperatures of the Elements and Inorganic Compounds (*Continued*)

Substance	ΔH_m	ΔH_v	ΔH_s	C_p			
				400 K	600 K	800 K	1000 K
GaCl ₃	11.13	23.9					
GaI ₃	12.9	56.5					
Ga ₂ O ₃	100			91.4	112.5	133.5	
GaSb	25.1						
Germanium							
Ge, $\Delta H_t = 37.03^{938.3}$	36.94	334		24.3	25.4	26.2	26.9
GeBr ₄		41.4					
GeCl ₄		27.9		100.7	104.6	106.1	106.8
GeH ₄		14.1					
Ge ₂ H ₆		25.1					
Ge ₃ H ₈		32.2					
GeO ₂	43.9			61.39	69.1	72.4	75.0
Gold							
Au	12.55	324		25.8	26.8	27.8	28.8
AuSn	25.6			54.1	63.3(c)	60.6(lq)	
Hafnium							
Hf, $\Delta H_t = 5.9^{1750}$	27.2	571	618.4	26.7	28.6	30.3	31.9
HfCl ₄	75		99.6	125.4	105.8	106.7	107.1
HfO ₂ , $\Delta H_t = 10.5^{1700}$	104.6			67.7	73.9	77.3	79.9
Helium							
He	0.0138	0.0829		20.79	20.79	20.79	20.79
Holmium							
Ho	16.8	71		280	317		
Hydrogen							
H ₂	0.117	0.904		29.2	29.3	29.6	30.2
¹ H ² H				29.2	29.4	29.9	30.7
² H ₂				29.2	29.6	30.5	31.6
HBO ₂	14.3		242.1	61.5(c)			
H ₃ BO ₃	22.3						
HBr	2.406	17.61	12.7	29.2	29.8	31.1	32.3
HCl, $\Delta H_t = 1.188^{-174.77}$	1.992	16.14	9.1	19.2	29.2	29.6	31.6
² HCl				29.4	30.6	32.1	33.5
HCIO				40.0	44.0	46.6	48.5
HCN	8.406	25.22		39.4	44.2	47.9	51.0
HF	4.58			29.1	29.2	29.5	30.2
² HF				29.2	29.5	30.5	31.6
H ₂ F ₂ dimer				49.7	56.5	61.0	64.4
HFO				38.6	42.8	45.7	47.9
HI	2.87	19.77	17.4	29.3	30.3	31.8	33.1
HNCO isocyanic acid				50.6	58.3	63.5	67.5
HNCS isothiocyanic acid				53.2	61.0	65.9	69.3
HNO ₂ <i>cis</i>				51.4	59.9	65.4	69.2
<i>trans</i>				52.1	60.3	65.6	69.3
HNO ₃	10.47	39.46	39.1	63.1	76.8	85.0	90.4
HN ₃		30.5					
H ₂ O	6.009	40.66	44.0	34.3(g)	36.4	38.8	41.4
¹ H ² HO				34.8	37.5	40.4	43.3
² H ₂ O				35.6	38.8	42.2	45.4
H ₂ O ₂	12.50		51.63	48.5	55.7	59.8	66.7
² H ₂ O ₂	12.68		52.4				

TABLE 6.4 Heats of Fusion, Vaporization, and Sublimation and Specific Heat at Various Temperatures of the Elements and Inorganic Compounds (*Continued*)

Substance	ΔH_m	ΔH_v	ΔH_s	C_p			
				400 K	600 K	800 K	1000 K
HPH ₂ O ₂	9.67						
H ₃ PO ₃	12.84						
H ₃ PO ₄	13.4			175.7	236.0	296.2	365.5
H ₂ S, $\Delta H_t = 1.531^{-169,61}$	23.8	18.67	14.1	38.9	42.5	45.8	
H ₂ S ₂		33.8					
H ₂ Se		19.7					
HSO ₃ F				87.5	102.6	111.0	116.3
H ₂ SO ₄	10.71	50.2		158.2	197.0(lq)	125.9(g)	132.7
H ₂ SO ₄ · H ₂ O	19.46			228.5			
H ₂ SO ₄ · 2H ₂ O	18.24			294.6			
H ₂ SO ₄ · 3H ₂ O	24.0			347.8			
H ₂ SO ₄ · 4H ₂ O	30.64			410.3			
H ₂ Te		19.2					
Indium							
In	3.28	231.8	243.1	28.5(c)	30.1(lq)	30.1	30.1
InBr	15	92					
InBr ₃	26						
InCl	21.3						
InCl ₃	27						
InF ₃	64						
InI	17.3	90.8					
InI ₃	18.5						
In ₂ O ₃	105						
InSb	25.5						
Iodine							
I ₂	150.66	41.6	62.4	79.6(lq)	37.6(g)	37.9	38.1
ICl	11.60		52.9	98.3(lq)	90.0	81.6	73.2
IF				35.1	36.6	37.3	37.7
IF ₅		41.3		476.1(g)	516.7	533.0	541.4
IF ₇				152.0(g)	167.6	173.9	177.0
Iridium							
Ir	41.12	231.8	243.1	28.5(c)	30.1(lq)	30.1	30.1
IrF ₆	8.40	36					
IrO ₂				63.8	76.5	89.2	102.0
Iron							
Fe, $\Delta H_t = 0.90^{911}$ $\Delta H_t = 0.837^{1392}$	13.81	340	415.5	27.4	32.1	38.0	54.4
FeBr ₂	50.2						
FeBr ₃ , $\Delta H_t = 0.418^{377}$	50.2		207.5	83.0	87.0	91.4	95.9
Fe ₂ C, $\Delta H_t = 0.75^{190}$	51.5			115.7	114.7	117.2	119.8
FeCl ₂	43.01	26.3		79.7	83.1	85.5	101.2
FeCl ₃	43.1	43.76		106.7(c)	133.9(lq)	82.3(g)	81.5
FeCO ₃				93.5	115.9	138.3	
Fe(CO) ₅	13.23	33.72		189.0	209.8	223.1	232.2
FeCr ₂ O ₄				152.0	167.7	175.9	182.2
FeF ₂	51.9	224.4	316	72.0	77.1	80.3	82.1
FeF ₃			274	96.4	96.8	99.3	101.8
FeI ₂ , $\Delta H_t = 0.8^{377}$	45	104.6	192	83.9	84.4	110.9	113.0(lq)
Fe ₃ N				72.6	77.7	82.8	87.9
FeO	24.06			51.8	54.9	57.3	59.4

TABLE 6.4 Heats of Fusion, Vaporization, and Sublimation and Specific Heat at Various Temperatures of the Elements and Inorganic Compounds (*Continued*)

Substance	ΔH_m	ΔH_v	ΔH_s	C_p			
				400 K	600 K	800 K	1000 K
Fe ₂ O ₃ , $\Delta H_t = 0.67^{677}$				120.1	141.2	158.2	150.6
Fe ₃ O ₄	138.1			171.1	212.5	252.9	
Fe(OH) ₂			243.5	102.1	111.3	118.9	123.4
Fe(OH) ₃				118.0	140.6	154.8	164.9
FeS, $\Delta H_t = 0.40^{138}$	31.5			89.2	62.0	58.6	59.0
$\Delta H_t = 0.095^{325}$							
FeS ₂ marcasite				69.2	74.6	78.7	82.8
pyrite				68.9	74.3	78.3	82.5
FeSiO ₃				100.8	114.3	124.5	133.9
Fe ₂ SiO ₄	92			150.9	168.5	179.7	189.1
FeSO ₄				116.7	138.0	149.4	
Fe ₂ (SO ₄) ₃				307.0	363.3	393.3	409.2
FeTiO ₃ ilmenite	90.8	111.4	122.0	128.1	132.8		
Krypton							
Kr	1.37	9.08					
Lanthanum							
La, $\Delta H_t = 2.85^{868}$	6.20	402.1		28.5	29.8	31.2	32.5
LaCl ₃	43.1	192.1		105.8	110.1	114.3	118.7
La ₂ O ₃				117.3	124.7	128.9	132.3
Lead							
Pb	4.77	179.5	195.2	27.7	29.4	30.0	29.4
Pb(BO ₂) ₂				129.7	162.3		
Pb ₃ O ₇				207	265	305	330
PbBr ₂	16.44	133	173	81.3	88.8	112.1(lq)	112.1
Pb(CH ₃) ₄	10.86						
Pb(C ₂ H ₅) ₄	8.80						
PbCl ₂	21.9	127	185.3	80.1	85.9	111.5(lq)	111.5
PbCO ₃				99.7	123.6	147.6	
PbF ₂ , $\Delta H_t = 1.46^{310}$	14.7	157		76.1	82.5	89.1	95.6
PbI ₂	23.4	104	172	78.9	83.7(c)	108.6(lq)	108.6
PbMoO ₄				135.3	148.9	159.0	168.2
PbO, $\Delta H_t = 0.17^{488}$	25.5	207		50.4	55.4	55.0	57.8
PbO ₂				67.6			
Pb ₃ O ₄				173.1	190.8	199.2	
PbS	18.8	230		50.5	52.4	54.3	56.2
PbSiO ₃	26.0			101.5	113.5	125.6	138.4
Pb ₂ SiO ₄	51.0			152.0	173.3	184.2	189.1
PbSO ₄ , $\Delta H_t = 17.2^{866}$	40.2			108.7	128.6	152.4	177.3
PbSO ₄ · PbO				157.3	182.5	211.7	242.0
Lithium							
Li	3.00	147.1	159.3	27.6(c)	29.5(lq)	28.9	28.8
Li ₂ AlF ₆ , $\Delta H_t = 9.5^{562}$	110.5			236.4	262.8	290.8	318.6
LiAlO ₂	87			81.5	92.7	98.2	102.0
LiBH ₄				91.0			
LiBeF ₃	27.2			104.6	129.7(c)	159.0(lq)	159.0
Li ₂ BeF ₄	44.0			150.5	180.2(c)	232.1(lq)	232.1
LiBO ₂	33.8	265		81.1	85.1	96.9	108.3
Li ₂ B ₄ O ₇	121			197.6	241.1	274.4	300.2
LiBr	17.6	107.1		51.3	56.1	64.5(c)	65.3(lq)
LiCl	19.9			51.0	55.6	65.8	

TABLE 6.4 Heats of Fusion, Vaporization, and Sublimation and Specific Heat at Various Temperatures of the Elements and Inorganic Compounds (*Continued*)

Substance	ΔH_m	ΔH_v	ΔH_s	C_p			
				400 K	600 K	800 K	1000 K
LiClO ₄	29			130.0(c)	161.0(lq)	161	161
Li ₂ CO ₃ , $\Delta H_t = 0.561^{350}$ $\Delta H_t = 2.238^{410}$	41			112.2	149.4	159.0	
LiF	27.09	146.8	276.1	46.5	51.6	55.7	59.6
LiH	22.6		231.3	34.8	46.4	57.3	
LiI	14.6						
LiIO ₃ , $\Delta H_t = 2.22^{260}$							
Li ₃ N				87.1	106.4	124.4	141.0
LiNO ₃	24.9						
Li ₂ O	58.6			64.0	73.8	80.6	86.2
Li ₂ O ₂				82.7(c)	80.2(g)	81.4	82.1
LiOH	20.88	187.9	250.6	58.0	68.2(c)	87.1(lq)	87.1
Li ₂ SiO ₃	28.0			118.8	134.3	144.4	152.3
Li ₂ Si ₂ O ₅ , $\Delta H_t = 0.941^{936}$	53.8			174.9	205.7	222.6	235.4
Li ₂ SO ₄ , $\Delta H_t = 28.5^{575}$	7.50			139.2	168.5	196.1	223.4
Li ₂ TiO ₃ , $\Delta H_t = 11.51^{1212}$	110.7			127.4	141.5	149.0	153.9
Lutetium							
Lu	(22)	414					
Magnesium							
Mg	8.48	128	147	26.1	28.2	30.5	
MgAl ₂ O ₄	192			138.0	157.9	169.5	178.7
MgBr ₂	39.3	149	222	77.3	81.4	84.5	
MgCl ₂	43.1	156.2	249.2	75.7	79.9	82.5	
MgCO ₃	59			89.9	109.0	122.3	131.8
MgF ₂	58.5	274.1	399.5	68.5	75.3	78.6	80.5
MgH ₂	14						
MgI ₂	26		206	78.4	83.0	96.3(c)	100.4(lq)
Mg ₃ N ₂ , $\Delta H_t = 0.46^{550}$ $\Delta H_t = 0.92^{788}$			107.6	113.8	119.9	123.8	
Mg(NO ₃) ₂				168.5	225.5		
MgO	77			42.6	47.4	49.7	51.2
Mg(OH) ₂				91.7			
Mg ₃ (PO ₄) ₂	121			240.2	282.2	320.6	351.5
MgS	63						
Mg ₂ Si	85.8			73.8	79.8	83.9	87.4
MgSiO ₃ , $\Delta H_t = 0.67^{630}$ $\Delta H_t = 1.63^{985}$	71			94.2	107.0	115.8	120.3
Mg ₂ SiO ₄				137.6	156.4	167.1	174.6
MgSO ₄	14.6			110.0	127.6	140.5	151.7
MgTiO ₃				105.2	118.5	125.4	129.9
Mg ₂ TiO ₄				146	164	175	184
MgWO ₄				123.4	137.0	146.1	154.8
Manganese							
Mn, $\Delta H_t = 2.23^{727}$ $\Delta H_t = 2.12^{1101}$ $\Delta H_t = 1.88^{1137}$	12.9	221		28.5	31.9	34.9	37.5
MnBr ₂	33	113		77.8	82.8	87.7	
Mn ₃ C, $\Delta H_t = 14.94^{1037}$				104.4	115.0	121.7	127.4
MnCl ₂	30.7	149.0		77.2	81.8	85.1	96.2(lq)
Mn ₂ (CO) ₁₀			62.8				

TABLE 6.4 Heats of Fusion, Vaporization, and Sublimation and Specific Heat at Various Temperatures of the Elements and Inorganic Compounds (*Continued*)

Substance	ΔH_m	ΔH_v	ΔH_s	C_p			
				400 K	600 K	800 K	1000 K
MnF ₂	23.0			70.6	75.7	80.7	85.9
MnI ₂	42			78.1	83.6	89.0	108.8
MnO	54.4			47.5	50.3	52.4	54.2
MnO ₂				63.4	71.1	75.1	
Mn ₂ O ₃				109.0	120.8	129.4	137.2
Mn ₃ O ₄ , $\Delta H_t = 20.79^{1172}$				157.3	169.5	179.7	189.3
MnS	26.4			50.7	52.2	53.7	55.2
MnSiO ₃	66.9			100.9	113.1	119.5	124.2
MnSO ₄				119.0	136.7	147.7	
MnTiO ₃				111.7	121.2	125.7	128.8
Mercury							
Hg	2.29	59.1	61.4	27.4	27.1(lq)	20.8(g)	20.8
HgBr ₂	17.9	58.9		78.3	102.1(lq)	102.1	102.1
Hg ₂ Br ₂				109.6	115.6		
HgCl ₂	19.41	58.9		77.0(c)	102.9(lq)		
Hg ₂ Cl ₂				106.0	112.1		
HgF ₂	23.0	92		77.0	81.2	85.4(c)	102.9(lq)
Hg ₂ F ₂				104.7	111.7	116.9	
HgI ₂ , $\Delta H_t = 2.52^{129}$	18.9	59.2		82.0(c)	84.1(lq)	62.2(g)	62.2
Hg ₂ I ₂	27.8			110.4(c)	136.4(lq)		
HgO				48.3	54.1		
HgS, $\Delta H_t = 4.2^{386}$				48.0	51.0	54.1	
Molybdenum							
Mo	37.48	617	664	25.1	26.5	27.4	28.4
MoBr ₃				106.9	109.8	112.7	
MoCl ₄	17	61.5		135.0(c)	146.4(lq)		
MoCl ₅	18.8	62.8		167.4(c)	175.7(lq)	175.7	175.7
Mo(CO) ₆		72.5	69.9				
MoF ₆ , $\Delta H_t = 8.17^{-9.65}$	4.33	27.2	28.0	133.1	145.3	150.4	153.0
MoO ₂				63.5	71.2	76.5	81.4
MoO ₃	48	138		83.1	91.8	100.0	109.0
MoS ₂				68.9	73.6	76.2	78.2
Mo ₂ S ₃	130			117.5	127.4	135.2	142.3
Neodymium							
Nd, $\Delta H_t = 2.98^{862}$	7.14	289		28.2	32.1	36.9	42.0
Nd ₂ O ₃				120.3	130.0	137.7	144.4
Neon							
Ne	0.335	1.71					
Neptunium							
Np, $\Delta H_t = 8.37^{280}$	3.20	336		34.8			
Nickel							
Ni	17.48	377.5		28.5	30.0	31.0	32.2
NiCl ₂	71.2		231.0	76.3	79.9	80.9	
Ni(CO) ₄	13.8	29.3		160.4(g)	173.2	182.1	188.6
NiF ₂				76.4	78.5	82.6	
NiO				52.2	51.8	53.6	55.2
NiS, $\Delta H_t = 6.4^{379}$	30.1			12.1	13.2	13.7	15.1
Ni ₃ S ₂ , $\Delta H_t = 56.2^{556}$	19.7			127.1	139.9	150.7	188.6
NiS ₂	65.7			72.8	70.0	81.0	85.2
NiSO ₄				142.6	150.8	159.2	167.4

TABLE 6.4 Heats of Fusion, Vaporization, and Sublimation and Specific Heat at Various Temperatures of the Elements and Inorganic Compounds (*Continued*)

Substance	ΔH_m	ΔH_v	ΔH_s	C_p			
				400 K	600 K	800 K	1000 K
NiWO ₄				138.9	144.6	150.3	155.9
Niobium							
Nb	30	689.9	726	25.4	26.3	27.2	28.0
NbBr ₅	24.0	50.2	112.5	147.9(c)	147.9(lq)		
NbCl ₅	38.3	52.7		170.7(c)	127.9(g)	129.8	130.7
NbF ₅	12.2	52.3		43.5(lq)			
NbI ₅	37.7	58.6		182.0(c)			
NbN, $\Delta H_t = 4.2^{1370}$	46.0			45.4	49.9	51.6	53.2
NbO	85	618		44.0	47.2	49.5	51.5
NbO ₂ , $\Delta H_t = 3.42^{817}$	92		598.0	63.5	71.7	70.5	87.5
Nb ₂ O ₅	104.3			145.0	160.7	170.0	175.5
Nitrogen							
N ₂ , $\Delta H_t = 0.230^{-237.53}$	0.720	5.577		29.2	30.1	31.4	32.7
NF ₃		11.6		61.9	71.4	76.0	78.4
N ₂ F ₂ <i>cis</i>	15.4	91.6		58.2	68.3	73.6	76.6
<i>trans</i>	14.2	87.9		60.2	68.9	73.8	76.7
N ₂ F ₄		13.3					
NH ₃ (<i>see</i> Ammonium)							
N ₂ H ₄	12.66	41.8	44.7	61.7(g)	77.6	88.2	96.4
NO	2.30	13.83		29.9	31.2	32.8	34.0
NOCl		25.8		47.1	50.7	53.2	54.9
NOF		19.3		44.6	48.9	51.7	53.5
NOF ₃				78.7	90.9	97.0	100.5
NO ₂				40.5	46.4	50.4	53.0
NO ₂ Cl		25.7		59.6	68.1	73.1	76.1
NO ₂ F		18.0		57.0	66.4	71.9	75.3
NO ₃				55.9	67.4	73.3	76.5
N ₂ O	6.54	16.53		42.7	48.4	52.2	54.9
N ₂ O ₄	14.65	38.12		88.5	104.0	113.4	119.2
N ₂ O ₅			62.3	110.9	128.4	137.0	141.4
NSF		22.2					
Osmium							
Os	57.85	738		25.1	25.9	26.7	27.4
OsF ₆		28.62					
OsO ₄	9.8	39.54					
Oxygen							
O ₂ , $\Delta H_t = 0.092^{-249.49}$ $\Delta H_t = 0.745^{-229.38}$	0.444	6.820	8.204	30.11	32.09	33.74	34.88
O ₃		10.84		43.74	49.86	53.15	55.02
OF ₂		11.09		64.3	72.4	76.4	78.6
O ₂ F ₂		19.1					
Palladium							
Pd	16.74	362		26.5	27.7	28.8	30.0
PdCl ₂	40.1						
PdO				37.6	49.5	61.3	
Phosphorus							
P		0.66	12.4	14.2			
P ₄ , $\Delta H_t = 0.521^{-77.8}$	0.659	56.5	58.9	73.3(g)	78.4	80.4	81.4
PBr ₃		38.8		78.9	81.2	82.0	82.4
PClF ₂		17.6					

TABLE 6.4 Heats of Fusion, Vaporization, and Sublimation and Specific Heat at Various Temperatures of the Elements and Inorganic Compounds (*Continued*)

Substance	ΔH_m	ΔH_v	ΔH_s	C_p			
				400 K	600 K	800 K	1000 K
PClF ₃		17.6					
PCl ₂ F		24.9					
PCl ₃	7.10	30.5	32.1	76.0(g)	79.7	81.2	81.9
PCl ₅			64.9	120.1(g)	126.8	129.5	130.7
PF ₃		16.5		66.3(g)	74.0	77.6	79.5
PF ₅		17.2		99.2(g)	114.7	121.9	125.6
PH ₃	1.130	14.60		41.8	50.9	58.5	64.3
P ₂ H ₄		28.8					
PI ₃		43.9					
P ₄ O ₆	14.06	43.43		172.1	200.8	213.5	220.0
P ₄ O ₁₀	27.2		106.0	260.3	336.0(c)		
POBr ₃	38						
POCl ₃	13.1	34.3	38.6	92.0(g)	99.1	102.5	108.5
POClF ₂		25.4		79.3	91.6	97.7	101.1
POCl ₂ F		30.96		87.7	96.6	100.9	103.2
POF ₃	15.06	23.22	21.1	79.1	91.2	97.4	100.9
PSCl ₃				96.5	102.4	104.8	105.9
PSF ₃		19.58		84.5	95.3	100.3	102.9
P ₄ S ₃	9.2	59.8		184.1	184.1(lq)	155.0(g)	155.0
Platinum							
Pt	22.17	469	545	26.4	27.5	28.5	29.6
PtS				51.4	53.8	56.2	58.6
PtS ₂				69.9	75.9	81.9	87.9
Plutonium							
Pu, $\Delta H_t = 13.4^{122}$	2.82	333.5		39.5	46.9	40.6	40.6
$\Delta H_t = 2.9^{206}$							
$\Delta H_t = 3.3^{319}$							
$\Delta H_t = 66.9^{480}$							
PuBr ₃	55.2	236.4	292.5				
PuCl ₃	63.6	241.0	304.6				
PuF ₃	59.8		374.9				
PuF ₄	65.3		299.6				
PuF ₆	17.6	29.9	48.5				
PuI ₃	50.2						
PuO ₂		559.8					
Polonium							
Po		102.91					
Potassium							
K	2.321	76.90	88.8	31.5(lq)	30.1	29.8	30.7
KAlCl ₄				165.5	183.2	196.6	202.1
K ₃ AlCl ₆				259.2	279.5	295.8	
K ₃ AlF ₆				244.5	269.4	286.8	302.0
KBF ₄ , $\Delta H_t = 14.06^{283}$	17.7			130.8	142.1	150.9	167.2
KBH ₄				100.9	106.0	118.4	
KBO ₂	31	238.9		76.7	89.8	98.5	
K ₂ B ₄ O ₇	104			206.3	250.5	271.1	283.3
KBr	25.5	149.2		53.8	56.4	60.4	68.0
KCl	26.53	124.3		53.0	55.9	59.2	64.0
KClO ₄ , $\Delta H_t = 13.77^{299,6}$				138.5	165.3		
KCN, $\Delta H_t = 1.167^{-104,9}$	14.6	157.1		66.3	66.4	66.5(c)	66.5(lq)

TABLE 6.4 Heats of Fusion, Vaporization, and Sublimation and Specific Heat at Various Temperatures of the Elements and Inorganic Compounds (*Continued*)

Substance	ΔH_m	ΔH_v	ΔH_s	C_p			
				400 K	600 K	800 K	1000 K
K ₂ CO ₃	27.6			128.1	150.7	170.0	189.0
K ₂ CrO ₄	29.0						
K ₂ Cr ₂ O ₇	36.7						
KF	27.2	141.8	231.8	51.0	54.3	57.4	61.2
KH				44.1	51.9		
KHF ₂ , $\Delta H_f = 11.22^{196.7}$	6.62			86.1(c)	104.6(lq)		
KI	24.0	190.9	202.4	53.9	57.3	62.6(c)	72.4(lq)
KNO ₃ , $\Delta H_f = 5.10^{128}$	10.1			108.4	120.5		
K ₂ O, $\Delta H_f = 6.20^{372}$				79.1	100.0	100.0	100.0
KO ₂ , $\Delta H_f = 0.302^{-79.7}$ $\Delta H_f = 0.157^{-42.3}$				83.9	90.2		
K ₂ O ₂				107	121		
KOH, $\Delta H_f = 6.4^{243}$	8.60	142.7	192	72.5	79.0(c)	83.0(lq)	83.0
KPO ₃	8.8						
K ₃ PO ₄	37.2						
K ₂ P ₂ O ₇	58.6						
KReO ₄	85.4						
K ₂ S	16.15	77.3	82.5	87.7			
K ₂ SiO ₃	50			135.6	157.7	170.7	179.1
K ₂ SO ₄ , $\Delta H_f = 8.45^{584}$	34.39			147.6	172.5	199.6	226.1
K ₂ WO ₄	19.5						
K ₂ ZrCl ₆	23.0						
Praseodymium							
Pr	6.89	331	356				
Promethium							
Pm	7.13	289	328				
Protactinium							
Pa	12.34	481					
PaCl ₃	92.9	61.3					
Radium							
Ra	8.5	113					
Radon							
Rn	3.247	18.10					
Rhenium							
Re	60.43	704	779	26.0	26.9	28.0	29.1
ReF ₅		58.1					
ReF ₆	4.6	28.7					
ReF ₇	7.5	38.3					
ReO ₂			274.6				
ReO ₃	21.8		208.4				
Re ₂ O ₇	64.2	74.1					
ReOCl ₄		45.6					
ReOF ₄	13.5	61.0					
ReOF ₅		32.0	37.4				
Rhodium							
Rh	26.59	494	556	26.0	28.0	30.0	32.0
Rh ₂ O ₃				109.9	121.4	133.0	144.5
Rubidium							
Rb	2.19	75.77		31.7	30.9	30.7	
RbBr	15.5	154.8		52.8	54.9	57.1(c)	66.9(lq)

TABLE 6.4 Heats of Fusion, Vaporization, and Sublimation and Specific Heat at Various Temperatures of the Elements and Inorganic Compounds (*Continued*)

Substance	ΔH_m	ΔH_v	ΔH_s	C_p			
				400 K	600 K	800 K	1000 K
RbCl	18.4	165.7		52.3	54.3	56.4(c)	64.0(lq)
RbClO ₄ , $\Delta H_t = 12.59^{284}$							
RbF	17.3	177.8		51.9	57.9	64.9	72.3
RbI	12.5	150.6			55.1	57.3(c)	66.9(lq)
RbNO ₃	5.61						
RbOH	6.78						
Ruthenium							
Run, $\Delta H_t = 0.13^{1035}$ $\Delta H_t = 0.96^{1500}$	38.59	591.6		24.5	25.7	27.0	28.2
Samarium							
Sm, $\Delta H_t = 3.11^{917}$	8.62	165	207	33.3	39.1	44.3	49.3
Sm ₂ O ₃ , $\Delta H_t = 1.05^{922}$				125.2	135.3	141.4	146.3
Scandium							
Sc	14.1	332.7	376				
ScCl ₃				96.7	102.7	108.7	114.6
Sc ₂ O ₃				106.4	111.1	115.8	120.5
Selenium							
Se, $\Delta H_t = 0.75^{150}$	6.69	95.48		28.1(c)	35.2(lq)	35.1	
SeF ₄		47.2					
SeF ₆	8.4		26.8	127.9	141.3	147.1	150.7
SeO ₂		94.5					
SeOCl ₂	4.23	42.7					
Silicon							
Si	50.21	359	450	22.3	24.5	25.7	26.5
SiBr ₄		37.9		146.4(lq)	104.9(g)	106.2	106.2
SiC beta				34.1	41.8	45.9	48.4
SiCl ₄	7.60	28.7	29.7	96.9(g)	102.6	104.8	106.0
SiClF ₃		18.7		88.3	97.5	101.7	103.8
SiCl ₂ F ₂		21.2					
SiF ₄			25.7	83.1	94.1	99.4	102.3
SiH ₄	0.67	12.1		51.5	65.9	76.7	84.5
Si ₂ H ₆		21.2					
Si ₃ H ₈		28.5					
SiH ₃ Br		24.4					
SiH ₂ Br ₂		31					
SiHBr ₃		34.8					
SiH ₃ Cl		21		60.7	74.0	83.1	89.4
SiH ₂ Cl ₂		25.2	24.2	71.5	82.9	90.0	94.6
SiHCl ₃		26.6	25.7	83.7	92.5	97.2	100.2
SiH ₃ F		18.8		57.2	71.8	81.7	88.3
SiH ₂ F ₂		16.3					
SiHF ₃		16.2					
Si ₄	19.7	56.9	79	164.0(lq)	106.0(g)	106.9	107.3
Si ₃ N ₄				110.7	129.7	145.8	158.2
SiO ₂ cristobalite	8.51						
SiO ₂ quartz	7.7		600	53.5	64.4	76.2	68.94
$\Delta H_t = 0.73^{574}$ $\Delta H_t = 2.0^{806}$							
SiOF ₂				61.3	70.4	75.0	77.6
SiS ₂	20.9			78.6	81.7	83.4	85.4

TABLE 6.4 Heats of Fusion, Vaporization, and Sublimation and Specific Heat at Various Temperatures of the Elements and Inorganic Compounds (*Continued*)

Substance	ΔH_m	ΔH_v	ΔH_s	C_p			
				400 K	600 K	800 K	1000 K
Silver							
Ag	11.95	258		25.7	26.8	28.4	30.0
AgBr	9.12	198		59.0	71.8(c)	62.3(lq)	62.3
AgCl	13.2	199		56.9	54.4	54.4	54.4
Ag ₂ CO ₃					122.6		
AgF	16.7	179.1		54.1(c)	58.4		
AgI, $\Delta H_t = 6.15^{147}$	9.41	143.9		64.7	56.5	56.5	58.6(lq)
AgNO ₃ , $\Delta H_t = 2.5^{160}$	11.5			112.5	128.0		
Ag ₂ O				73.0			
Ag ₂ S, $\Delta H_t = 5.86^{176}$	14.1			86.6	90.5	90.5	90.5
$\Delta H_t = 5.86^{586}$							
Sodium							
Na	2.60	97.42	107.5	31.5(lq)	29.3	29.9	29.0
NaAlCl ₄				164.8(c)			
Na ₃ AlCl ₆				254.4	273.0		
Na ₃ AlF ₆ , $\Delta H_t = 8.37^{565}$	107.28			234.6	261.8	196.8	282.8
$\Delta H_t = 0.42^{880}$							
NaAlO ₂ , $\Delta H_t = 1.297^{467}$				83.4	94.3	98.7	102.3
NaBH ₄ , $\Delta H_t = 0.999^{-83.3}$				94.6	108.6		
NaBO ₂	36.2	239.7	322.2	75.4	88.6	97.2	103.2
Na ₂ B ₄ O ₇	76.9			221.7	268.6	444.9(lq)	
NaBr	26.11	160.7	217.5	53.5	56.1	58.6	61.1
NaBrO ₃	28.11						
NaCl	28.16			52.3	55.5	59.3	72.5
NaClO ₃	22.1						
NaClO ₄ , $\Delta H_t = 13.98^{308}$				136.0(c)			
NaCN	8.79	148.1	172.8	68.7	68.8	69.0	
Na ₂ CO ₃ , $\Delta H_t = 0.690^{450}$	29.64			125.1	163.3	153.3	179.8
NaF	33.35	176.1	284.9	49.6	52.7	55.7	59.5
NaH				42.5	50.7		
NaI	23.60			53.8	56.2	58.5(c)	64.9(lq)
NaIO ₃ , $\Delta H_t = 35.1^{422}$							
NaNO ₃	15						
NaO ₂ , $\Delta H_t = 1.464^{-76.7}$				76.3	84.5	92.6	
$\Delta H_t = 1.548^{-49.9}$							
Na ₂ O, $\Delta H_t = 1.76^{750.1}$	47.7			75.8	85.7	91.3	94.9
$\Delta H_t = 11.92^{970.1}$							
Na ₂ O ₂ , $\Delta H_t = 5.73^{512}$				97.7	108.4	113.6	
NaOH, $\Delta H_t = 72^{299.6}$	6.60	175.3	228.2	64.9(c)	86.1(lq)	84.9	83.7
Na ₂ S	19.3			20.1	20.9	21.5	22.0
Na ₂ S ₂				104.3	115.4(c)	124.7(lq)	124.7
Na ₂ SiO ₃	51.8			127.8	147.1	159.7	169.4
Na ₂ Si ₂ O ₅ , $\Delta H_t = 0.42^{678}$	35.6			183.4	217.6	235.2	292.9
Na ₂ SO ₄ , $\Delta H_t = 10.91^{241}$	23.6			145.1	175.3	187.3	200.3
Na ₂ TiO ₃	70.3						
Na ₂ WO ₄ , $\Delta H_t = 30.85^{587.7}$	23.80			155.3	178.2	198.7	
$\Delta H_t = 4.113^{588.9}$							
Strontium							
Sr, $\Delta H_t = 0.84^{547}$	7.43	136.9	164.0	27.8	29.8	31.9	34.1
SrBr ₂ , $\Delta H_t = 12.2^{645}$	10.1	194.1	310	79.0	82.7	87.6(c)	116.4(lq)

TABLE 6.4 Heats of Fusion, Vaporization, and Sublimation and Specific Heat at Various Temperatures of the Elements and Inorganic Compounds (*Continued*)

Substance	ΔH_m	ΔH_v	ΔH_s	C_p			
				400 K	600 K	800 K	1000 K
SrCl ₂ , $\Delta H_t = 6.0^{727}$	17.5	248.1	356	78.9	83.7	90.8	105.8
SrCO ₃ , $\Delta H_t = 19.7^{924}$	40			95.1	107.1	116.1	124.0
SrF ₂ , $\Delta H_t = 0.04^{1148}$ $\Delta H_t = 0.04^{1211}$	28.5	320	451.0	74.7	79.8	81.0	85.8
SrI ₂	19.67	189.7	286.6	80.7	86.3	91.8(c)	110.0(lq)
SrH ₂	23						
SrMoO ₄				131.5	145.4	154.0	161.2
SrO	81			48.5	52.0	54.3	56.1
SrO ₂				81.3	85.0		
Sr(OH) ₂	23			88.5	115.0(c)	157.8(lq)	157.8
SrS	63			50.2	53.2	54.9	56.2
SrSO ₄	36			113.5	124.6	135.7	146.9
Sulfur							
S monoclinic $\Delta H_t = 0.400^{95.2}$	1.727	45	62.2	23.2	23.3(lq)	21.8(g)	21.5
S ₈				167.1	177.9	186.7	193.6
SCl ₂		32.4		53.6	56.0	56.9	57.4
S ₂ Cl ₂		36.0		124.3(lq)	80.8(g)	82.6	83.5
SF ₄		26.4		87.5	97.3	101.7	103.8
SF ₆	5.02	17.1	9.0	116.4	136.1	144.8	149.3
S ₂ F ₁₀				211.4	246.4	261.8	269.2
SO ₂	7.40	24.94	22.92	43.43	48.9	52.3	54.3
SO ₃	8.60	40.7	43.14	57.7	67.3	72.8	76.0
SOCl ₂		31.7	31	71.3	76.4	78.9	80.3
SOF ₂		21.8		64.3	72.4	76.4	78.6
SO ₂ Cl ₂		31.38	30.1	85.2	94.5	99.4	102.1
SO ₂ ClF				81.1	92.1	97.9	101.1
SO ₂ F ₂		20.0		76.5	89.3	96.1	99.9
Tantalum							
Ta	36.57	732.8	778	25.8	26.8	27.5	27.9
TaB ₂	83.7			57.6	66.6	72.2	83.3
TaBr ₅	45.6	62.3		168.2			
TaC	105			41.7	46.5	49.1	51.1
Ta ₂ C				66.7	72.4	76.2	79.5
TaCl ₅	41.6	54.8	94.1	148.(c)	129.(g)	131	132
TaF ₅	18.8	56.9		182.0(lq)			
TaI ₅	41.8	64.9		164.6	182.0(c)	120.0(g)	120.6
TaN	67			45.4	51.9	58.5	65.0
TaO ₂				47.7	52.3	54.6	55.7
Ta ₂ O ₅	120			147.5	164.4	175.2	182.8
Technetium							
Tc	33.29	585.2		25.1	26.8	28.5	30.1
TcF ₆	4.72	31.1					
TcO ₃ F	22.5	39.5					
Tellurium							
Te	17.49	114.1		28.0	32.3(c)	37.7(lq)	37.7
TeCl ₄	18.8	77		138.9(c)	222.6(lq)	108.8(g)	108.8
TeF ₄		34.3					
TeF ₆			28.2	132.2	143.8	148.7	151.7
Te ₂ F ₁₀		39.5					

TABLE 6.4 Heats of Fusion, Vaporization, and Sublimation and Specific Heat at Various Temperatures of the Elements and Inorganic Compounds (*Continued*)

Substance	ΔH_m	ΔH_v	ΔH_s	C_p			
				400 K	600 K	800 K	1000 K
TeH ₂		23.9					
TeO ₂	29.1			67.9	72.5	76.1	79.2
Terbium							
Tb	10.15	293	389				
Thallium							
Tl, $\Delta H_t = 0.38^{234}$	4.14	165	181	27.5(c)	30.1(lq)	30.1	30.1
TlBr	16.4	99.6		53.5	59.5(c)	75.5(lq)	67.8
TlCl	15.56	102.2		53.6	55.2(c)	59.4(lq)	59.4
Tl ₂ CO ₃	18.4						
TlF	13.87	115.9			66.8(lq)	67.3	
TlI	14.73	104.7		53.9	60.6(c)	72.0(lq)	72.0
TlNO ₃	9.56						
Tl ₂ O	30.3						
Tl ₂ O ₃	53						
Tl ₂ S	12	154					
Tl ₂ SO ₄	23.0						
Thorium							
Th, $\Delta H_t = 2.73^{1360}$	13.81	514		28.4	30.5	32.7	34.4
ThBr ₄	66.9						
ThCl ₄ , $\Delta H_t = 5.0^{406}$	40.2	146.4		126.7	132.7	136.4	139.6
ThF ₄	44.0	258					
ThI ₄	61.4	56.9					
Th ₃ N ₄				169.5	196.5	222.7	
ThO ₂	1218.0			67.4	72.4	75.3	77.7
ThOCl ₂				97.0	102.5	105.9	108.6
Th(SO ₄) ₂				197.0	243.2	289.4	
Thullium							
Tm	16.84	247	232.2				
Tin							
Sn white, $\Delta H_t = 2.09^{13}$	7.03	296.1		28.9	28.9(c)	28.7(lq)	28.7
SnBr ₂	7.2	102					
SnBr ₄	11.9	43.5		158.0(lq)	106.8(g)	107.3	107.5
SnCl ₂	12.8	86.8		83.3(c)	92.1(lq)	92.1	92.1
SnCl ₄	9.20	34.9					
SnH ₄		19.1					
SnI ₂		105					
SnO				45.8	48.7	51.7	54.6
SnO ₂ , $\Delta H_t = 1.88^{410}$				64.4	73.9	78.5	81.8
$\Delta H_t = 1.26^{540}$							
SnS, $\Delta H_t = 0.67^{602}$				50.5	55.5	61.3	
SnS ₂				71.9	75.4	79.0	82.5
Titanium							
Ti, $\Delta H_t = 4.2^{893}$	14.15	425	469	26.9	28.6	29.5	32.1
TiB				40.3	48.6	50.9	51.9
TiB ₂	100.4			54.9	66.2	72.1	76.9
TiBr ₂			206.2	79.9	82.1	84.4	86.7
TiBr ₃			138.8	105.8	125.5	147.3	156.7
TiBr ₄	12.9	44.4		151.9(lq)	106.1(g)	106.9	107.3
TiC	71			40.7	47.7	49.9	51.2
TiCl ₂		232	212	73.4	78.4	82.2	85.9

TABLE 6.4 Heats of Fusion, Vaporization, and Sublimation and Specific Heat at Various Temperatures of the Elements and Inorganic Compounds (*Continued*)

Substance	ΔH_m	ΔH_v	ΔH_s	C_p			
				400 K	600 K	800 K	1000 K
TiCl ₃		124	166.3	98.6	102.0	104.4	106.7
TiCl ₄	9.97	36.2		146.2(lq)	104.4(g)	106.0	106.7
TiF ₃			222	93	98	103	109
TiF ₄			97.9	126.7(c)	100.2(g)	103.3	104.9
TiH ₂				39.3	53.8	63.1	68.5
TiI ₂			217	87.0	88.4	89.9	91.3
TiI ₃				117.5	119.0	120.4(c)	20.6(g)
TiI ₄ , $\Delta H_t = 9.9^{106}$	19.8	58.4		148.1(c)	156.6(lq)	25.7(g)	27.8
TiN	66.9			43.8	48.7	50.6	52.1
TiO, $\Delta H_t = 4.2^{992}$	41.8			45.0	50.8	55.2	59.1
TiO ₂ rutile	58.0		673	63.6	70.9	73.9	75.3
Ti ₂ O ₃ , $\Delta H_t = 1.138^{197}$	105			117.5	136.4	143.0	146.4
Tungsten							
W	52.31	806.7	851	24.9	25.9	26.7	27.6
WBr ₅	17.1	81.5		166.(c)	182.(lq)	132.2(g)	132.5
WBr ₆				192.5(c)	156.3(g)	157.0	157.4
WCl ₄				135.3	146.2(c)	106.7(g)	107.2
WCl ₅	20.5	68.1	100	167.4(c)	129.5(g)	131.0	131.8
WCl ₆ , $\Delta H_t = 4.1^{177}$	6.60	52.7	79.2	192.5(c)	200.8(lq)	155.8(g)	156.6
W(CO) ₆			72.0				
WF ₆ , $\Delta H_t = 2.067^{-8.5}$	4.10	27.05	26.65	132.4(g)	145.0	150.3	153.0
WO ₂			666.3	63.4	71.3	75.5	78.2
WO ₃ , $\Delta H_t = 1.49^{777}$	73.4	76.6	550.2	82.2	93.1	98.2	101.7
WOCl ₄	45	67.8		157.(c)	123.2(g)	127.0	129.1
WOF ₄	5.0	56		107.8	119.8	125.0	127.8
WO ₂ Cl ₂				115.1	135.6(c)		
Uranium							
U, $\Delta H_t = 2.93^{672}$ $\Delta H_t = 4.791^{772}$	9.14	417.1	525	29.0	34.8	41.6	41.8
UBr ₃	43.9						
UBr ₄	55.2	119.2		131.4	140.1(c)	163.2(lq)	163.2
UC				64.6	58.3	60.3	62.2
UCl ₃	46.4	193.0		102.8	107.7	113.6	119.9
UCl ₄	44.8	141.4		126.1	134.4	142.0	162.5
UCl ₅	35.6	75.3		150.9	159.8(c)	186.7(lq)	134.5(g)
UCl ₆	20.9	50.2		182.8	214.0	158.8	168.0
UF ₃				99.0	104.9	111.0	117.2
UF ₄	42.7	221.8		119.1	125.0	130.9	136.8
UF ₅	33.5			136.4	143.1(c)	166.6(lq)	
UF ₆	19.19	28.90	48.20	140.5(g)	148.7	152.2	154.4
UH ₃				50.9	57.4	66.1	
UI ₄	70.7	130.6		140.6	149.5(c)	165.7(lq)	165.7
UN				52.2	56.3	58.3	59.8
UO ₂				72.7	79.8	83.2	85.5
UO ₃				88.9	95.3	99.0	
U ₃ O ₈				266.0	290.7	304.2	
UOCl ₂				101.9	109.6	115.1	
UO ₂ Cl ₂				118.1	126.2	130.0	
UO ₂ F ₂				113.9	122.5	126.7	129.5

TABLE 6.4 Heats of Fusion, Vaporization, and Sublimation and Specific Heat at Various Temperatures of the Elements and Inorganic Compounds (*Continued*)

Substance	ΔH_m	ΔH_v	ΔH_s	C_p			
				400 K	600 K	800 K	1000 K
Vanadium							
V	21.5	459	516	26.2	27.5	28.7	30.1
VCl ₄	2.30	41.4	42.5	161.7(lq)	100.1(g)	102.6	104.7
VF ₅	50.0	44.5					
VN, $\Delta H_{dec} = 227.6^{2346}$			741	43.3	48.2	51.2	53.7
VO	63			49.6	53.5	57.1	60.5
VO ₂ , $\Delta H_t = 4.21^{72}$	56.9			67.2	74.3	77.8	80.2
V ₂ O ₃ , $\Delta H_t = 1.623^{-104.3}$	117.2			117.5	127.3	132.6	138.0
V ₂ O ₄ , $\Delta H_t = 9.0^{67}$	112.1			135.3	148.4	155.5	160.7
V ₂ O ₅	64.5	263.6		151.0	168.3	177.3	183.7
VOCl ₃		36.8					
Xenon							
Xe	1.81	12.64		20.79(g)	20.79	20.79	20.79
Ytterbium							
Yb	7.66	159					
Yttrium							
Y, $\Delta H_t = 4.97^{1485}$	11.42	365	425	27.3	28.5	29.9	31.5
Y ₂ O ₃ , $\Delta H_t = 1.30^{1057}$	105			113.3	121.3	124.7	126.9
Zinc							
Zn	7.32	123.6		26.3	28.6(c)	31.4(lq)	31.4
ZnBr ₂	16.7	118		70.1(c)	78.8(lq)	113.8	61.5(g)
ZnCl ₂	10.25	126		69.9(c)	100.8(lq)	100.8	100.8
ZnF ₂		190.1		66.9	69.1	71.4	73.7
ZnO, $\Delta H_t = 13.4^{1020}$	52.3			49.4	52.4	54.1	55.5
Zn ₂ SiO ₄				129.4	141.4	153.4	165.4
ZnSO ₄ , $\Delta H_t = 20.3^{740}$				116.0	137.4	139.7	142.0
Zirconium							
Zr, $\Delta H_t = 4.02^{862}$	21.00	573	610.0	25.9	27.3	29.0	31.1
ZrB ₂	104.6			57.5	65.8	69.7	72.1
ZrBr ₂	63	131.5	230	87.9	90.2	92.5	94.8
ZrBr ₄				129.3	133.3(c)	107.2(g)	107.6
ZrC	79.5			43.6	49.4	52.3	53.4
ZrCl ₂	27	45.0		76.0	80.0	83.1	85.9
ZrCl ₃			190	101	106	109	112
ZrCl ₄	50		110.5	125.4	131.1(c)	106.5(g)	107.1
ZrF ₂	33	289	404	70	76	81	84
ZrF ₄	64.2		237.7	113.5	124.0	129.4	134.1
ZrI ₂	25.1	113		95.0	96.6	106.1	123.6
ZrI ₃			176	105.9	106.7	107.1(c)	82.9(g)
ZrI ₄			126.4	131.0	134.6(c)	107.6(g)	107.6
ZrN	67.4			44.8	48.7	50.9	52.7
ZrO ₂ , $\Delta H_t = 5.02^{1205}$	87.0	624		63.9	70.2	73.5	75.7
ZrSiO ₄				114.6	133.7	142.7	147.3

6.2 CRITICAL PHENOMENA

The *critical temperature*, T_c , of a gas is the temperature above which the gas cannot be liquefied no matter how high the pressure.

The *critical pressure*, P_c , is the lowest pressure which will liquefy the gas at its critical temperature.

The *critical volume*, V_c , is the volume of 1 mol at the critical temperature and the critical pressure. It can be computed from the critical density, ρ_c , as follows:

$$\frac{\text{Molecular weight (in g} \cdot \text{mol}^{-1})}{\rho_c \text{ (in g} \cdot \text{cm}^{-3})} = V_c \text{ (in cm}^3 \cdot \text{mol}^{-1})$$

The critical pressure, critical molar volume, and critical temperature are the values of the pressure, molar volume, and thermodynamic temperature at which the densities of coexisting liquid and gaseous phases just become identical. At this critical point, the *critical compressibility factor*, Z_c , is:

$$Z_c = \frac{P_c V_c}{RT_c}$$

TABLE 6.5 Critical Properties

Substance	T_c , °C	P_c , atm	P_c , MPa	V_c , cm ³ · mol ⁻¹	ρ_c , g · cm ⁻³
Acetaldehyde	193	55	5.57	154	0.286
Acetic acid	319.56	57.1	5.786	171.3	0.351
Acetic anhydride	333	39.5	4.0	290	0.352
Acetone	235.0	46.4	4.700	209	0.278
Acetonitrile	272.4	47.7	4.85	173	0.237
Acetophenone	436.4	38	3.85	386	0.311
Acetyl chloride	235	58	5.88	204	0.325
Acetylene	35.2	60.6	6.14	113	0.231
Acrylic acid	342	56	5.67	210	0.343
Acrylonitrile	263	45	4.56	210	0.253
Air	-140.6	37.2	3.77	92.7	0.313
Allene	120	54.0	5.47	162	0.247
Allyl alcohol	272.0	56.4	5.71	203	0.286
Aluminum tribromide	490	28.5	2.89	310	0.860
Aluminum trichloride	356	26	2.63	261	0.510
2-Aminoethanol	341	44	4.46	196	0.312
Ammonia	132.4	111.3	11.28	72.5	0.235
Aniline	426	49.5	4.89	287	0.324
Anthracene	610	28.6	2.90	554	0.322
Antimony tribromide	631.4	56	5.67		
Antimony trichloride	521			270	0.84
Argon	-122.3	48.1	4.87	74.6	0.536
Arsenic	1400				
Arsenic trichloride	318	58.4	5.91	252	0.720
Arsine	99.9	63.3	6.41	133	0.588
Arsine- d_3	98.9				
Benzaldehyde	422	45.9	4.65	324	0.327
Benzene	288.90	48.31	4.895	255	0.306
Benzoic acid	479	41.55	4.21	341	0.358
Benzonitrile	426.3	41.55	4.21	339	0.304
Benzyl alcohol	422	42.4	4.3	334	0.324
Biphenyl	516	38.0	3.85	502	0.307
Bismuth tribromide	946			301	1.49
Bismuth trichloride	906	118	11.96	261	1.21
Boron pentafluoride	205				
Boron tribromide	308	48.1	4.87	272	0.921
Boron trichloride	178.8	38.2	3.87	266	0.441

TABLE 6.5 Critical Properties (Continued)

Substance	T_c , °C	P_c , atm	P_c , MPa	V_c , cm ³ · mol ⁻¹	ρ_c , g · cm ⁻³
Boron trifluoride	-12.3	49.2	4.98	124	0.549
Bromine	315	102	10.3	135	1.184
Bromobenzene	397	44.6	4.52	324	0.485
Bromochlorodifluoromethane	158.8	41.98	4.254	246	0.672
Bromoethane	230.8	61.5	6.23	215	0.507
Bromomethane	173.4	85	8.61	156	0.609
Bromopentafluorobenzene	397	44.6	4.52		
1-Bromopropane	-1.8				0.462
2-Bromopropane	-14.2				0.462
Bromotrifluoromethane	67.1	39.2	3.97	200	0.76
1,2-Butadiene	170.6	44.4	4.50	219	0.247
1,3-Butadiene	152	42.7	4.33	221	0.245
Butanal	264.1	42.6	4.32	258	0.279
Butane	151.97	37.34	3.784	255	0.228
Butanenitrile	312.3	38.3	3.88	285	0.242
Butanoic acid	351	39.8	4.03	290	0.304
1-Butanol	289.9	43.56	4.414	275	0.270
2-Butanol	263.1	41.47	4.202	269	0.276
2-Butanone	263.63	41.52	4.207	267	0.270
1-Butene	146.5	39.7	4.02	240	0.234
<i>cis</i> -2-Butene	147.5	40.5	4.10	238	0.240
<i>trans</i> -2-Butene	147.5	40.5	4.10	238	0.236
3-Butenenitrile	312.3	38.3	3.88	265	0.253
1-Buten-3-yne	182	49	4.96	202	0.258
Butyl acetate	306.7	31	3.14	400	0.290
1-Butylamine	258.8	41.9	4.25	277	0.264
<i>sec</i> -Butylamine	241.2	41.4	4.20	278	0.263
<i>tert</i> -Butylamine	210.8	37.9	3.84	292	0.250
Butylbenzene	387.4	28.5	2.89	497	0.270
<i>sec</i> -Butylbenzene	391	29.1	2.94	510	0.263
<i>tert</i> -Butylbenzene	387	29.3	2.97	490	0.273
Butyl benzoate	450	26	2.63	561	0.318
Butyl butanoate	338				0.292
Butylcyclohexane	394	31.1	3.15	534	0.63
<i>sec</i> -Butylcyclohexane	396	26.4	2.67		
<i>tert</i> -Butylcyclohexane	385.9	26.3	2.66		
Butylcyclopentane	357.9				
Butyl ethyl ether	257.9	30	3.04	390	0.262
2-Butylhexadecafluoro- tetrahydrofuran	227.1	15.86	1.607	588	0.707
Butylisopropylamine	290.5				
<i>tert</i> -Butyl methyl sulfide	296.7				
1-Butyne	190.6	46.5	4.71	220	0.246
2-Butyne	215.5	50.2	5.09	221	0.246
4-Butyrolactone	436				
Carbon dioxide	31.1	72.8	7.38	94.0	0.468
Carbon disulfide	279	78.0	7.90	173	0.41
Carbon monoxide	-140.2	34.5	3.50	93.1	0.301
Carbon tetrachloride	283.3	45.0	4.56	276	0.558
Carbon tetrafluoride	-45.7	36.9	3.74	140	0.629
Carbonyl chloride	182	56	5.67	190	0.52
Carbonyl sulfide	102	58	5.88	140	0.44
Cesium	1806			300	0.44

TABLE 6.5 Critical Properties (Continued)

Substance	T_c , °C	P_c , atm	P_c , MPa	V_c , cm ³ · mol ⁻¹	ρ_c , g · cm ⁻³
Chlorine	143.8	76.1	7.71	124	0.573
Chlorine pentafluoride	142.6	51.9	5.26	230.9	0.565
Chlorine trifluoride	153.5				
Chlorobenzene	359.3	44.6	4.52	308	0.365
1-Chlorobutane	268.9	36.4	3.69	312	0.297
2-Chlorobutane	247.5	39	3.95	305	0.303
1-Chloro-1,1-difluoroethane	137.1	40.7	4.12	231	0.435
2-Chloro-1,1-difluoroethylene	127.5	44.0	4.46	197	0.499
Chlorodifluoromethane	96.1	49.1	4.98	165	0.525
1-Chloro-2,3-epoxypropane	351				
Chloroethane	187.3	52.0	5.27	199	0.324
Chloroform	263.3	54.0	5.47	239	0.504
1-Chlorohexane	321.5				
Chloromethane	143.1	65.9	6.679	139	0.353
2-Chloro-2-methylpropane	234	39	3.95	295	0.314
Chloropentafluoroacetone	137.6	28.4	2.88		
Chloropentafluorobenzene	297.9	31.8	3.22		
Chloropentafluoroethane	80.1	31.9	3.229	252	0.613
1-Chloropentane	295.4				
1-Chloropropane	230	45.2	4.58	254	0.309
2-Chloropropane	212	46.6	4.72	230	0.341
3-Chloropropene	241	47	4.76	234	0.336
Chlorotrifluoromethane	29	38.98	3.946	180	0.579
Chlorotrifluorosilane	35.4	34.2	3.47		
Chlorotrimethylsilane	224.7	31.6	3.20		
1,2-Cresol	424.5	49.4	5.01	282	0.384
1,3-Cresol	432.7	45.0	4.56	309	0.346
1,4-Cresol	431.5	50.8	5.15	277	0.391
Cyanogen	126.7	62.2	6.30	145	0.360
Cyclobutane	186.8	49.2	4.99	210	0.267
Cycloheptane	316	36.7	3.72	390	0.252
Cyclohexane	280.4	40.2	4.07	308	0.273
<i>trans</i> -Cyclohexanedimethanol	451	34.85	3.531		
Cyclohexanethiol	390.9				
Cyclohexanol	376.9	42.0	4.26	327	0.306
Cyclohexanone	379.9	39.5	4.0	312	0.315
Cyclohexene	287.33	42.9	4.35	292	0.281
Cyclohexylamine	341.5				
Cyclopentane	238.6	44.49	4.508	260	0.27
Cyclopentanethiol	360.4				
Cyclopentanone	353	53	5.37	268	0.314
Cyclopentene	232.9				
1-Cyclopentylheptane	406	19.2	1.94	649	0.260
1-Cyclopentylpentadecane	506.9	10.1	1.02	1096	0.256
Cyclopropane	124.7	54.2	5.49	170	0.248
<i>p</i> -Cymene	379	2.80	2.84	492	0.273
Decafluorobutane	113.3	22.93	2.323	378	0.629
<i>cis</i> -Decahydronaphthalene	429.2	31.6	3.20	480	0.288
<i>trans</i> -Decahydronaphthalene	414.0	31	3.14	480	0.288
Decane	344.6	20.8	2.11	624	0.228
Decanenitrile	348.8	32.1	3.25		
1-Decanol	413.9	22	2.23	600	0.264
1-Decene	343.3	21.89	2.218	585	0.240

TABLE 6.5 Critical Properties (Continued)

Substance	T_c , °C	P_c , atm	P_c , MPa	V_c , cm ³ · mol ⁻¹	ρ_c , g · cm ⁻³
Decylcyclohexane	477	13.4	1.36		
Decylcyclopentane	450	15.0	1.52		
Deuterium (equilibrium)	-234.8	16.28	1.650	60.4	0.0668
Deuterium (normal)	-234.7	16.43	1.665	60.3	0.0669
Deuterium bromide	88.8				
Deuterium chloride	50.3				
Deuterium hydride (DH)	-237.3	14.64	1.483	62.8	0.0481
Deuterium iodide	148.6				
Deuterium oxide	370.9	213.8	21.66	55.6	0.360
Diallyl sulfide	380				
Diborane	166	39.5	4.00		
1,2-Dibromo-2-chlorotrifluoroethane	287.6				
Dibromodifluoromethane	198.3	40.8	4.13	249	0.843
1,2-Dibromoethane	309.9	71.1	7.2	242	0.776
Dibromomethane	310	71	7.19		
1,2-Dibromotetrafluoroethane	214.7	33.49	3.393	329	0.790
Dibutylamine	334.4	30.7	3.11	517	0.250
Dibutyl ether	311.0	29.7	3.01	500	0.260
Dibutyl sulfide	377	24.7	2.50	537	0.272
1,2-Dichlorobenzene	424.2	40.5	4.10	360	0.408
1,3-Dichlorobenzene	411	38	3.85	359	0.408
1,4-Dichlorobenzene	412	39	3.95	372	0.395
Dichlorodifluoromethane	111.80	40.82	4.136	217	0.558
1,1-Dichloroethane	250	50.0	5.07	236	0.419
Dichlorodifluorosilane	95.8	34.5	3.50		
1,2-Dichloroethane	288	53	5.4	225	0.440
1,1-Dichloroethylene	222	51.3	5.20	218	0.445
<i>cis</i> -1,2-Dichloroethylene	271.1			224	0.433
<i>trans</i> -1,2-Dichloroethylene	234.4	54.4	5.51	224	0.433
Dichlorofluoromethane	178.43	51.1	5.18	196	0.522
1,2-Dichlorohexafluoropropane	172.9				
Dichloromethane	237	60.2	6.10	193	0.440
1,2-Dichloropropane	304	44	4.49	226	0.500
Dichlorosilane	176	46.1	4.67		
1,1-Dichlorotetrafluoroethane	145.5	32.6	3.30	294	0.582
1,2-Dichlorotetrafluoroethane	145.63	32.1	3.252	297	0.582
Dideuterium oxide (D ₂ O)	371.0	215.7	21.86		0.363
Diethanolamine	442.0	32.3	3.27	349	0.301
1,1-Diethoxyethane (Acetal)	254				
Diethylamine	226.84	37.3	3.758	301	0.243
1,4-Diethylbenzene	384.8	27.7	2.81	480	0.280
Diethyl disulfide	368.9				
Diethylene glycol	408	46	4.66	316	0.336
Diethyl ether	193.59	35.9	3.638	280	0.265
3,3-Diethylhexane	354.7	23.8	2.41	510	0.279
3,4-Diethylhexane	345.7	23.0	2.33	519	0.274
3,3-Diethyl-2-methylpentane	366.8	25.0	2.53	501	0.284
3,3-Diethylpentane	337	26.4	2.67		
Diethyl sulfide	284	39.1	3.96	318	0.284
Difluoroamine (HNF ₂)	130	93	9.42		
1,2-Difluorobenzene	284.2			300	0.381
<i>cis</i> -Difluorodiazine	-1	70	7.09		

TABLE 6.5 Critical Properties (Continued)

Substance	T_c , °C	P_c , atm	P_c , MPa	V_c , cm ³ · mol ⁻¹	ρ_c , g · cm ⁻³
<i>trans</i> -Difluorodiazine	-13	55	5.57		
1,1-Difluoroethane	113.6	44.4	4.50	181	0.365
1,1-Difluoroethylene	29.8	44.0	4.46	154	0.417
Dihexyl ether	384	18	1.82	720	0.259
Dihydrogen disulfide	299	58.3	5.91		
Dihydrogen heptasulfide	742	33	3.34		
Dihydrogen hexasulfide	707	36	3.65		
Dihydrogen octasulfide	767	32	3.24		
Dihydrogen pentasulfide	657	38.4	3.89		
Dihydrogen tetrasulfide	582	43.1	4.37		
Dihydrogen trisulfide	465	50.6	5.13		
Diisopentyl sulfide	391				
Diisopropyl ether	227.17	27.9	2.832	386	0.265
1,2-Dimethoxyethane	263	38.2	3.87	271	0.333
Dimethoxymethane	242.1	44.2	4.48		
<i>N,N</i> -Dimethylacetamide	364	38.7	3.92		
Dimethylamine	164.07	52.7	5.340	187	0.241
<i>N,N</i> -Dimethylaniline	414	35.8	3.63		
2,2-Dimethylbutane	215.7	30.49	3.090	359	0.240
2,3-Dimethylbutane	499.9	30.90	3.131	358	0.241
3,3-Dimethyl-2-butanone	289.8				
2,3-Dimethyl-1-butene	228	32.0	3.24	343	0.245
3,3-Dimethyl-1-butene	217	32.1	3.25	340	0.248
2,3-Dimethyl-2-butene	250.9	33.2	3.36	351	0.240
1,1-Dimethylcyclohexane	318	29.3	2.97	416	0.378
<i>cis</i> -1,2-Dimethylcyclohexane	333.0	29.0	2.94	460	0.244
<i>trans</i> -1,2-Dimethylcyclohexane	323.0	29.3	2.97	460	0.244
<i>cis</i> -1,3-Dimethylcyclohexane	317.9	29.3	2.97	450	0.249
<i>trans</i> -1,3-Dimethylcyclohexane	325	29.3	2.97	460	0.244
<i>cis</i> -1,4-Dimethylcyclohexane	325.0	29.0	2.94	460	0.244
<i>trans</i> -1,4-Dimethylcyclohexane	317.0	29.0	2.94	459	0.249
1,1-Dimethylcyclopentane	274	34.0	3.44	360	0.273
<i>cis</i> -1,2-Dimethylcyclopentane	291.7	34.0	3.44	368	0.267
<i>trans</i> -1,2-Dimethylcyclopentane	277.2	34.0	3.44	362	0.271
<i>cis</i> -1,3-Dimethylcyclopentane	318.9				
Dimethyl disulfide	59.5				
Dimethyl ether	126.9	53.0	5.37	190	0.242
<i>N,N</i> -Dimethylformamide	376.5	51.5	5.22	262	0.279
2,2-Dimethylheptane	303.7	23.19	2.350	519	0.247
2,2-Dimethylhexane	276.8	25.0	2.529	478	0.239
2,3-Dimethylhexane	290.4	25.94	2.628	468	0.244
2,4-Dimethylhexane	280.5	25.22	2.556	472	0.242
2,5-Dimethylhexane	277.0	24.54	2.487	482	0.237
3,3-Dimethylhexane	289.0	26.19	2.654	443	0.258
3,4-Dimethylhexane	295.8	26.57	2.692	466	0.245
1,1-Dimethylhydrazine	250	53.6	5.43	230	0.261
2,4-Dimethyl-3-iso-pentane	341.3	23.1	2.34	521	0.273
2,3-Dimethyloctane	340.1	21.6	2.19	567	0.251
2,4-Dimethyloctane	326.3	21.1	2.14	566	0.251
2,5-Dimethyloctane	330	21.2	2.15	569	0.250
2,6-Dimethyloctane	330	21.1	2.15	576	0.247
2,7-Dimethyloctane	329.8	20.7	2.10	590	0.241

TABLE 6.5 Critical Properties (Continued)

Substance	T_c , °C	P_c , atm	P_c , MPa	V_c , cm ³ · mol ⁻¹	ρ_c , g · cm ⁻³
3,3-Dimethyloctane	339	21.9	2.22	557	0.255
3,4-Dimethyloctane	341	22.1	2.24	551	0.258
3,5-Dimethyloctane	333.2	21.6	2.19	555	0.256
3,6-Dimethyloctane	335.2	21.6	2.19	562	0.253
4,5-Dimethyloctane	333.8	21.8	2.21	548	0.260
4,5-Dimethyloctane	339.1	22.1	2.24	546	0.261
Dimethyl oxalate	355	39.2	3.97		
2,2-Dimethylpentane	247.4	27.4	2.773	416	0.241
2,3-Dimethylpentane	264.3	28.70	2.908	393	0.255
2,4-Dimethylpentane	246.7	27.01	2.737	418	0.240
3,3-Dimethylpentane	263.3	29.07	2.946	414	0.242
2,3-Dimethylphenol	449.7	48	4.86	470	0.26
2,4-Dimethylphenol	434.5	43	4.36	509	0.24
2,5-Dimethylphenol	433.8	48	4.86	470	0.26
2,6-Dimethylphenol	427.9	42	4.26	509	0.24
3,4-Dimethylphenol	456.7	49	4.96	552	0.27
3,5-Dimethylphenol	442.5	36	3.65	611	0.25
2,2-Dimethylpropane	160.7	31.55	3.197	307	0.238
2,2-Dimethyl-1-propanol	276	39	3.95	319	
2,3-Dimethylpyridine	382.3				
2,4-Dimethylpyridine	373.9				
2,5-Dimethylpyridine	371				
2,6-Dimethylpyridine	350.7			316	0.339
3,4-Dimethylpyridine	410.7				
3,5-Dimethylpyridine	394.1				
Dimethyl sulfide	229.9	54.6	5.53	201	0.309
<i>N,N</i> -Dimethyl-1,2-toluidine	395	30.8	3.12		
1,4-Dioxane	314	51.5	5.21	238	0.370
Diphenyl ether	493.7	31	3.14		
Diphenylmethane	494	29.4	2.98		
Dipropylamine	282.7	35.8	3.63	407	0.249
Dipropyl ether	257.5	29.91	3.028		
Docosafuorodecane	269	14.3	1.45		
Dodecafluorocyclohexane	184.1	24	2.43		
Dodecafluorocyclohexene	188.7				
Dodecafluoro-1-hexene	181.3				
Dodecafluoropentane	149	20.1	2.03		
Dodecane	385	18.0	1.82	754	0.226
1-Dodecanol	405.9	19	1.92	718	0.260
1-Dodecene	384.5	18.3	1.85		
Dodecylbenzene	501	15.6	1.58	1000	0.246
Dodecylcyclopentane	477	12.8	1.30		
Ethane	32.3	48.2	4.90	148	0.203
1,2-Ethanediamine	319.8	62.1	6.29	206	0.292
1,2-Ethandiol	445	76	7.7	186	0.334
Ethanethiol	225.5	54.2	5.49	207	0.300
Ethanol	240.9	60.57	6.137	167	0.276
Ethoxybenzene	374.0	33.8	3.42		
Ethyl acetate	250.2	38.31	3.882	286	0.308
Ethyl acetoacetate	400				
Ethyl acrylate	279	37.0	3.75	320	0.313
Ethylamine	183	55.5	5.62	182	0.248
Ethylbenzene	344.00	35.61	3.609	374	0.284

TABLE 6.5 Critical Properties (Continued)

Substance	T_c , °C	P_c , atm	P_c , MPa	V_c , cm ³ · mol ⁻¹	ρ_c , g · cm ⁻³
Ethyl benzoate	424	32	3.24	451	0.111
Ethylbutanoate	293	30.2	3.06	421	0.28
2-Ethyl-1-butanol	145.7				
Ethyl crotonate	326				
Ethylcyclohexane	336	29.9	3.03	450	0.249
Ethylcyclopentane	296.4	33.5	3.39	375	0.262
3-Ethyl-2,2-dimethylhexane	338.6	22.8	2.31	526	0.271
4-Ethyl-2,2-dimethylhexane	321.5	21.9	2.22	539	0.264
3-Ethyl-2,3-dimethylhexane	353.7	23.9	2.42	516	0.276
4-Ethyl-2,3-dimethylhexane	344.2	23.1	2.34	524	0.271
3-Ethyl-2,4-dimethylhexane	343.0	23.1	2.34	522	0.273
4-Ethyl-2,4-dimethylhexane	347.8	24.4	2.47	524	0.271
3-Ethyl-2,5-dimethylhexane	330.4	22.1	2.24	537	0.265
3-Ethyl-3,4-dimethylhexane	351.4	23.9	2.42	511	0.278
Ethylene	9.3	49.7	5.036	129	0.218
Ethylene glycol dimethyl ether	263	38.2	3.87	271	0.333
Ethylene glycol ethyl ether acetate	334.2	31.25	3.166	443	0.298
Ethylene glycol monobutyl ether	360.8			424	0.279
Ethylene oxide	196	71.0	7.275	140	0.314
Ethyl formate	235.4	46.8	4.74	229	0.323
3-Ethylhexane	292.4	25.74	2.608	455	0.251
2-Ethyl-1-hexanol	367.5	27.2	2.76	494	0.264
Ethyl isopentanoate	315				
Ethyl isopropyl ether	217.2				
2-Ethyl-1-methylbenzene	378	30.0	3.04	460	0.26
3-Ethyl-1-methylbenzene	364	28.0	2.84	490	0.24
4-Ethyl-1-methylbenzene	367	29.0	2.94	470	0.26
Ethyl 3-methylbutanoate	314.9				
1-Ethyl-1-methylcyclopentane	319	29.5	2.99		
Ethyl methyl ether	164.8	43.4	4.40	221	0.272
3-Ethyl-2-methylheptane	337.8	22.0	2.23	544	0.262
4-Ethyl-2-methylheptane	328.7	21.6	2.19	545	0.261
5-Ethyl-2-methylheptane	333.6	21.6	2.19	555	0.256
3-Ethyl-3-methylheptane	347.0	22.8	2.31	532	0.267
4-Ethyl-3-methylheptane	341.2	22.5	2.28	530	0.269
5-Ethyl-3-methylheptane	333.5	22.0	2.23	541	0.263
3-Ethyl-4-methylheptane	342.4	22.5	2.28	533	0.267
4-Ethyl-4-methylheptane	342.4	22.8	2.31	525	0.271
Ethyl methyl ketone	262.4	41.0	4.154	267	0.270
3-Ethyl-2-methylpentane	294.0	26.65	2.700	443	0.258
3-Ethyl-3-methylpentane	303.5	27.71	2.808	455	0.351
Ethyl 2-methylpropanoate	280	30	3.04	410	0.28
Ethyl methyl sulfide	260	42	4.26		
2-Ethyl-naphthalene	502	31.0	3.14	521	0.300
Ethyl nonanoate	401				
3-Ethyl-octane	340	21.6	2.19	561	0.241
4-Ethyl-octane	337	21.5	2.18	552	0.258
Ethyl octanoate	386				
3-Ethyl-pentane	267.6	28.53	2.891	416	0.241
1,2-Ethylphenol	429.9				
1,3-Ethylphenol	443.3				

TABLE 6.5 Critical Properties (Continued)

Substance	T_c , °C	P_c , atm	P_c , MPa	V_c , cm ³ · mol ⁻¹	ρ_c , g · cm ⁻³
1,4-Ethylphenol	443.3				
Ethyl propanoate	272.9	33.18	3.362	345	0.296
Ethyl propyl ether	227.1	32.1	3.25	244	0.361
<i>m</i> -Ethyltoluene	364.0	28.1	2.837	490	0.245
<i>o</i> -Ethyltoluene	378.0	30.1	3.04	460	0.261
<i>p</i> -Ethyltoluene	367	29.0	2.94	479	0.256
3-Ethyl-2,2,3-trimethylpentane	372.9	25.4	2.57	503	0.283
3-Ethyl-2,2,4-trimethylpentane	342.2	23.4	2.37	518	0.275
3-Ethyl-2,3,4-trimethylpentane	369.2	25.1	2.54	506	0.281
Ethyl vinyl ether	202	40.17	4.07	260	0.277
Fluorine	-129.0	51.47	5.215	66.2	0.574
Fluorobenzene	286.94	44.91	4.551	357	0.269
Fluoroethane	102.2	49.6	5.03	169	0.284
Fluoromethane	44.7	58.0	5.88	124	0.274
4-Fluorotoluene	316.4				
Formaldehyde	135	65	6.6	105	0.286
Formic acid	315				
2-Furaldehyde	397	58.1	5.89		
Furan	217.1	54.3	5.50	218	0.312
Germanium tetrachloride	276.9	38	3.85	330	0.650
Glycerol	453	66	6.69	255	0.361
Hafnium tetrabromide	473			415	1.20
Hafnium tetrachloride	450	57.0	5.86	304	1.05
Hafnium tetraiodide	643			528	1.30
Helium (equilibrium)	-267.96	2.261	0.2289		0.06930
Helium-3	-269.85	1.13	0.1182	72.5	0.0414
Helium-4	-267.96	2.24	0.227	57.3	0.0698
Heptadecane	460	13.0	1.32	1006	0.140
1-Heptadecanol	736	14.0	1.42	960	0.267
Heptane	267.1	27.0	2.74	428	0.232
1-Heptanol	359.5	30.18	3.058	435	0.267
2-Heptanol	335.2	29.81	3.021	432	0.269
3-Heptanol	332.3				
2-Heptanone	338.4	33.91	3.436	421	0.271
1-Heptene	264.2	28.83	2.921	402	0.246
Heptylcyclopentane	406	19.2	1.945		
Hexadecafluoroheptane	201.7	16.0	1.62	664	0.584
Hexadecane	444	14	1.42	930	0.243
1-Hexadecene	444	13.2	1.34	933	0.241
Hexadecylcyclopentane	518	9.6	0.97		
1,5-Hexadiene	234	34	3.44	328	0.250
Hexafluoroacetone	84.1	29.0	2.94	329	0.505
Hexafluorobenzene	243.6	32.30	3.273	335	0.505
Hexafluoroethane	19.7			224	0.617
Hexamethylbenzene	494			600	0.271
Hexane	234.5	29.85	3.025	368	0.233
Hexanenitrile	360.7	32.57	3.30		
Hexanoic acid	389	31.6	3.20		
1-Hexanol	337.2	33.72	3.417	381	0.268
2-Hexanol	312.8	32.67	3.310		

TABLE 6.5 Critical Properties (*Continued*)

Substance	T_c , °C	P_c , atm	P_c , MPa	V_c , cm ³ · mol ⁻¹	ρ_c , g · cm ⁻³
3-Hexanol	309.3	33.2	3.36		
2-Hexanone	313.9	32.8	3.32		
3-Hexanone	309.7	32.76	3.320		
1-Hexene	231.0	31.64	3.206	348	0.242
<i>cis</i> -2-Hexene	245	32.4	3.28	351	0.240
<i>trans</i> -2-Hexene	243	32.3	3.27	351	0.240
<i>cis</i> -3-Hexene	244	32.4	3.28	350	0.240
<i>trans</i> -3-Hexene	246.8	32.1	3.25	350	0.240
Hexylcyclopentane	387.0	21.1	2.14		
Hydrazine	380	14.5	1.47	96.1	0.333
Hydrogen (equilibrium)	-240.17	12.77	1.294	65.4	0.0308
Hydrogen (normal)	-239.91	12.8	1.297	65.0	0.0310
Hydrogen bromide	89.8	84.4	8.55	100.0	0.809
Hydrogen chloride	51.40	82.0	8.31	81.0	0.45
Hydrogen cyanide	183.5	53.2	5.39	139	0.195
Hydrogen deuteride	-237.25	14.64	1.483	62.8	0.048
Hydrogen fluoride	188	64	6.5	69	0.29
Hydrogen iodide	150.7	82.0	8.31	131	0.976
Hydrogen selenide	137	88	8.9		
Hydrogen sulfide	100.4	88.2	8.94	98.5	0.31
Icosafluorononane	251	15.4	1.56		
Icosane	494	10.3	1.04	1190	0.237
1-Icosanol	497	12.0	1.22		
Indane	411.8	39.0	3.95	381	0.310
Iodine	546	115	11.7	155	0.164
Iodobenzene	448	44.6	4.52	351	0.581
Iodoethane	281.0				
Iodomethane	255	65	6.59	190	0.75
1-Iodopropane	323				
Isobutyl acetate	288	31.2	3.16	414	0.281
Isobutylamine	246	40.2	4.07	284	0.258
Isobutylbenzene	377	30.1	3.05	480	0.280
Isobutyl bromide	294.1				
Isobutyl butanoate	338				
Isobutylcyclohexane	386	30.8	3.12		
Isobutyl formate	278	38.3	3.88	350	0.29
Isobutyl isobutanoate	329				
Isobutyl 3-methylbutanoate	348				
Isobutyl propanoate	319				
Isopentyl acetate	326				
Isopentyl butanoate	346				
Isopentyl propanoate	338				
Isopropyl acetate	258				
Isopropylamine	198.7	44.8	4.54	221	0.267
Isopropylbenzene	357.9	31.67	3.209	429	0.281
Isopropylcycloheptane	334.5				
Isopropylcyclohexane	367	28	2.84		
Isopropylcyclopentane	328	29.6	3.00		
4-Isopropylheptane	334.5	22.0	2.23	537	0.265
Isopropylmethylamine	217.6				
2-Isopropyl-1-methylbenzene	397	28.6	2.90		
3-Isopropyl-1-methylbenzene	393	29.0	2.94		
4-Isopropyl-1-methylbenzene	380	27.9	2.83		

TABLE 6.5 Critical Properties (Continued)

Substance	T_c , °C	P_c , atm	P_c , MPa	V_c , cm ³ · mol ⁻¹	ρ_c , g · cm ⁻³
3-Isopropyl-2-methylhexane	359.3	22.6	2.29	529	0.269
Isopropyl methyl sulfide	276.4				
Isoquinoline	530	50.3	5.10	374	0.345
Isoxazole	278.9				
Ketene	380	64	6.5	145	0.290
Krypton	-63.75	54.3	5.50	91.2	0.9085
Mercury	1477	1587	160.8		
Mercury(II) bromide	789				
Mercury(II) chloride	700				
Mercury(II) iodide	799				
Methane	-82.60	45.44	4.604	99.0	0.162
Methanethiol	196.8	71.4	7.23	145	0.332
Methanol	239.4	79.78	8.084	118	0.272
Methoxybenzene	372.5	41.9	4.25		0.321
Methyl acetamide	417				
Methyl acetate	233.40	46.9	4.75	228	0.325
Methyl acrylate	263	42	4.26	265	0.325
Methylamine	157.6	75.14	7.614	140	0.222
<i>N</i> -Methylaniline	428	51.3	5.20	373	0.287
Methyl benzoate	438	36	3.65	396	0.344
2-Methyl-1,3-butadiene	211	38.0	3.85	276	0.247
3-Methyl-1,3-butadiene	223	40.6	4.11	267	0.255
2-Methylbutane	187.3	33.4	3.38	306	0.236
2-Methyl-1-butanethiol	318.8				
2-Methyl-2-butanethiol	297.0				
Methyl butanoate	281.3	34.3	3.475	340	0.300
3-Methylbutanoic acid	356	33.6	3.40		
2-Methyl-1-butanol	302.3	38.9	3.94	322	0.274
3-Methyl-1-butanol	304.1	38.8	3.93	329	0.268
2-Methyl-2-butanol	270.6	36.6	3.71	319	0.276
3-Methyl-2-butanol	283.0	38.2	3.87		
3-Methyl-2-butanone	280.3	38.0	3.85	310	0.278
2-Methyl-1-butene	196.9	34.0	3.445	294	0.239
3-Methyl-1-butene	191.6	34.7	3.52	300	0.234
2-Methyl-2-butene	207.9	34.0	3.445	318	0.221
Methylcyclohexane	299.1	34.26	3.471	368	0.267
Methylcyclopentane	259.58	37.35	3.784	319	0.264
Methyl dodecanoate	439			758	0.283
<i>N</i> -Methylethylamine	223.5	36.6	3.71	243	0.243
Methyl formate	214.1	59.20	5.998	172	0.349
2-Methylfuran	254	46.6	4.72	247	0.333
2-Methylheptane	286.6	24.52	2.484	488	0.234
3-Methylheptane	290.6	25.13	2.546	464	0.246
4-Methylheptane	288.7	25.09	2.542	476	0.240
2-Methylhexane	257.3	26.98	2.734	421	0.238
3-Methylhexane	262.2	27.77	2.814	404	0.248
Methylhydrazine	294	79.3	8.035	271	0.170
Methyl 2-hydroxybenzoate	436				
Methyl isobutanoate	267.7	33.9	3.43	339	0.301
Methyl isocyanate	218	55	5.57		
1-Methylnaphthalene	499	35.5	3.60	445	0.320
2-Methylnaphthalene	488	34.6	3.51	462	0.308
2-Methyloctane	313.9	22.80	2.310		

TABLE 6.5 Critical Properties (Continued)

Substance	T_c , °C	P_c , atm	P_c , MPa	V_c , cm ³ · mol ⁻¹	ρ_c , g · cm ⁻³
2-Methylpentane	224.6	29.91	3.031	367	0.235
3-Methylpentane	231.4	30.85	3.126	367	0.235
2-Methyl-2,4-pentanediol	405	33.9	3.43		
Methyl pentanoate	294				
2-Methyl-2-pentanol	286.4				
2-Methyl-3-pentanol	302.9	34.1	3.46		
3-Methyl-3-pentanol	302.5	34.7	3.52		
4-Methyl-1-pentanol	330.4				
4-Methyl-2-pentanol	301.3	42.4	4.30	380	0.269
3-Methyl-2-pentanone	298.8				
4-Methyl-2-pentanone	298	32.3	3.27	371	0.270
2-Methyl-2-pentene	245	32.4	3.28	351	0.240
<i>cis</i> -3-Methyl-2-pentene	245	32.4	3.28	351	0.240
<i>trans</i> -3-Methyl-2-pentene	248	32.3	3.27	350	0.240
<i>cis</i> -4-Methyl-2-pentene	217	30	3.04	360	0.234
<i>trans</i> -4-Methyl-2-pentene	220	30	3.04	360	0.234
2-Methylpropanal	240	41	4.15	274	0.263
2-Methyl-1-propanamine	246	40.2	4.07	278	0.263
<i>N</i> -Methylpropanamide	412				
2-Methylpropane	134.70	35.83	3.630	263	0.221
2-Methyl-1-propanethiol	286.4				
2-Methyl-2-propanethiol	257.0				
Methyl propanoate	257.5	39.5	4.00	282	0.312
2-Methylpropanoic acid	332	36.5	3.7	292	0.302
2-Methyl-1-propanol	274.6	42.39	4.295	273	0.272
2-Methyl-2-propanol	233.1	39.20	3.972	275	0.270
2-Methylpropene	144.73	39.48	4.000	239	0.235
2-Methylpropyl acetate	288	31.2	3.16	414	0.281
Methyl propyl ether	203.2				
Methyl propyl sulfide	301.0				
2-Methylpyridine	347.9	45.4	4.60	292	0.319
3-Methylpyridine	371.9	44.2	4.48	288	0.323
4-Methylpyridine	373	46.4	4.70	292	0.319
1-Methyl-2-pyrrolidinone	448.7			311	0.319
1-Methylstyrene	381	33.6	3.40	397	0.298
2-Methyltetrahydrofuran	264	37.1	3.76	267	0.322
2-Methylthiophene	333.1	47.9	4.85	275	0.356
3-Methylthiophene	337.7	48.9	4.95	275	0.356
Methyl vinyl ether	163	47	4.76	205	0.283
Morpholine	345	54	54.7	253	0.344
Naphthalene	475.3	39.98	4.051	407	0.31
Neon	-228.71	27.2	2.77	41.7	0.4835
Niobium pentabromide	737			469	1.05
Niobium pentachloride	534			400	0.68
Niobium pentafluoride	464	62	6.28	155	1.21
Nitric oxide	-92.9	64.6	6.55	58	0.52
Nitrobenzene	459				
Nitroethane	284	37	3.75		
Nitrogen-14	146.94	33.5	3.39	89.5	0.313
Nitrogen-15	146.8	33.5	3.39	90.4	0.332
Nitrogen chloride difluoride	64.3	50.8	5.15		
Nitrogen dioxide (equilibrium)	158.2	100	10.1	170	0.557
Nitrogen trideuteride (ND ₃)	132.4				

TABLE 6.5 Critical Properties (Continued)

Substance	T_c , °C	P_c , atm	P_c , MPa	V_c , cm ³ · mol ⁻¹	ρ_c , g · cm ⁻³
Nitrogen trifluoride	-39.3	44.7	4.53		
Nitromethane	315	57.9	5.87	173	0.352
1-Nitropropane	402.0				
2-Nitropropane	344.8				
Nitrous oxide	36.434	71.596	7.2545	97.4	0.4525
Nitrosyl chloride	167	90	9.12	139	0.471
Nitryl fluoride	76.3				
Nonadecane	483	11.0	1.12	1130	0.238
Nonane	321.5	22.6	2.29	555	0.231
Nonanoic acid	438	23.7	2.40		
1-Nonanol	404			546	0.264
1-Nonene	319	23.1	2.34	580	0.218
Nonylbenzene	468	18.7	1.89	790	0.259
Nonylcyclopentane	437.4	16.3	1.65		
Octadecafluorooctane	229	16.4	1.66		
Octadecane	472.3	12.73	1.29	1070	0.238
1-Octadecanol	474	14	1.42		
1-Octadecene	466	11.2	1.13		
Octafluorocyclobutane	115.31	27.48	2.784	325	0.616
Octafluoronaphthalene	399.9				
Octafluoropropane	72.7	26.5	2.69	299	0.628
Octamethylcyclotetrasiloxane	313	13.2	1.33	970	0.306
Octane	295.6	24.6	2.49	492	0.232
Octanenitrile	401.3	28.1	2.85		
Octanoic acid	422	26.1	2.64		
1-Octanol	379.4	27.41	2.777	490	0.266
2-Octanol	356.5	27.18	2.754	494	0.278
1-Octene	293.6	26.40	2.675	464	0.242
cis-2-Octene	307	27.3	2.73		
Octylcyclopentane	421	17.7	1.79		
Osmium tetroxide	132	170	17.2		
Oxygen	-118.56	49.77	5.043	73.4	0.436
Oxygen difluoride	-58.0	48.9	4.95	97.7	0.553
Ozone	-12.10	53.8	5.45	88.9	0.540
Pentachloroethane	373.0				
Pentadecane	433.9	15	1.52	880	0.241
1-Pentadecene	431	14.4	1.46		
Pentadecylcyclopentane	507	10.1	1.02		
1,2-Pentadiene	230	40.2	4.07	276	0.248
cis-1,3-Pentadiene	223	39.4	3.99	275	0.248
1,4-Pentadiene	205	37.4	3.79	276	0.248
Pentafluorobenzene	258.9	34.7	3.52		
2,3,4,5,6-Pentafluorotoluene	275.5				
2,2,3,3,4-Pentamethyl- pentane	370.7	25.5	2.58	508	0.280
2,2,3,4,4-Pentamethyl- pentane	354.2	23.7	2.40	521	0.273
Pentanal	281	35	3.55	333	0.259
Pentane	196.6	33.26	3.370	311	0.237
Pentanenitrile	337.2	35.3	3.58		
Pentanethiol	324.6				
Pentanoic acid	370	35.3	3.58	340	0.300
1-Pentanol	315.0	38.38	3.889	326	0.270
2-Pentanol	287.3	36.27	3.675		

TABLE 6.5 Critical Properties (Continued)

Substance	T_c , °C	P_c , atm	P_c , MPa	V_c , cm ³ · mol ⁻¹	ρ_c , g · cm ⁻³
3-Pentanol	286.5				
2-Pentanone	287.93	36.46	3.694	301	0.286
3-Pentanone	288.31	36.9	3.729	336	0.256
1-Pentene	191.63	34.81	3.527	293	0.239
<i>cis</i> -2-Pentene	202	36.4	3.69		
<i>trans</i> -2-Pentene	198	34.7	3.52	304	0.231
Pentyl acetate	332				
Pentylbenzene	406.8	25.7	2.60	550	0.269
Pentyl formate	303				
1-Pentyne	220.3	40	4.05	278	0.245
Perchloryl fluoride	95.3	53.0	5.37	161	0.637
Phenanthrene	596			554	0.322
Phenol	421.1	60.5	6.13	229	0.41
1-Phenylhexadecane	535	12.7	1.29	1200	0.252
1-Phenylpentadecane	526.9	13.3	1.35	1140	0.253
1-Phenyltetradecane	519	14.0	1.42	1110	0.247
Phosgene	182	56	5.67	190	0.52
Phosphine	51.3	64.5	6.54		
Phosphine- <i>d</i> ₃	50.4				
Phosphonium chloride	49.1	72.7	7.37		
Phosphorus	721				
Phosphorus bromide difluoride	113				
Phosphorus chloride difluoride	89.2	44.6	4.52		
Phosphorus dibromide fluoride	254				
Phosphorus dichloride fluoride	189.9	49.3	5.00		
Phosphorus pentachloride	372				
Phosphorus trichloride	290			260	0.528
Phosphorus trifluoride	-1.9	42.7	4.33		
Phosphoryl chloride difluoride	150.7	43.4	4.40		
Phosphoryl trichloride	329				
Phosphoryl trifluoride	73.4	41.8	4.24		
Phthalic anhydride	537	47	4.76	368	0.402
Piperidine	321.0	48.8	4.94	288	0.296
Propadiene	120	54.0	5.47	162	0.247
Propanal	231.3	52.0	5.27	204	0.285
Propane	96.68	41.92	4.248	200	0.217
1,2-Propanediol	352	60	6.08	237	0.321
1,3-Propanediol	385	59	5.98	241	0.316
Propanenitrile	288.2	42.0	4.26	230	0.240
1-Propanethiol	262.5				
2-Propanethiol	244.2				
Propanoic acid	331	44.7	4.53	222	0.32
1-Propanol	263.7	51.01	5.169	218.5	0.275
2-Propanol	235.2	47.02	4.764	220	0.273
2-Propenal	233	51	5.17	197	0.285
Propene	91.9	45.6	4.62	181	0.233
2-Propen-1-ol	272.0			208	0.279
Propyl acetate	276.6	33.2	3.36	345	0.296
Propylamine	223.9	46.6	4.72	233	0.254
Propylbenzene	365.20	31.58	3.200	440	0.273
Propyl butanoate	327				
Propylcyclopentane	358.7	29.6	3.00	425	0.264
Propylcyclohexane	336.7	27.7	2.81		
Propylene oxide	209.1	48.6	4.92	186	0.312

TABLE 6.5 Critical Properties (Continued)

Substance	T_c , °C	P_c , atm	P_c , MPa	V_c , cm ³ · mol ⁻¹	ρ_c , g · cm ⁻³
Propyl formate	264.9	40.1	4.06	285	0.309
Propyl 2-methylpropanoate	316				
Propyl 3-methylpropanoate	336				
Propyl propanoate	305				
Propyne	129.3	55.5	5.62	164	0.245
Pyridine	346.9	55.96	5.67	243	0.325
Pyrrrole	366.6	62.6	6.34	200	0.335
Pyrrolidine	295.1	55.2	5.59	238	0.300
Quinoline	509	48.0	4.86	437	0.300
Radon	104	62	6.28	139	1.6
Rhenium(VII) oxide	669			334	
Rhenium(VI) oxide tetrachloride	508			161	0.95
Rubidium	1832			250	0.34
Selenium	1493				
Silane	- 3.5	47.8	4.84		
Silicon chloride trifluoride	34.5	34.2	3.47		
Silicon tetrabromide	390				
Silicon tetrachloride	234	37	3.75	326	0.521
Silicon tetrafluoride	- 14.0	36.7	3.72		
Silicon trichloride fluoride	165.4	35.3	3.57		
Spiro[2.2]pentane	233.3				
Styrene	363.8	36.3	3.68	347	0.300
Sulfur	1041	116	11.7		
Sulfur dioxide	157.7	77.8	7.88	122	0.5240
Sulfur hexafluoride	45.6	37.1	3.76	198	0.734
Sulfur tetrafluoride	91.7				
Sulfur trioxide	217.9	81	8.2	130	0.633
Tantalum pentabromide	701			461	1.26
Tantalum pentachloride	494			400	0.89
1,2-Terphenyl	617.9	38.5	3.90	755	0.305
1,3-Terphenyl	651.7	34.6	3.51	768	0.300
1,4-Terphenyl	652.9	32.8	3.32	762	0.302
1,1,2,2-Tetrachlorodifluoroethane	278	34	3.44	371	0.549
1,1,2,2-Tetrachloroethane	388.00				
Tetrachloroethylene	347.1	44.3	4.49	290	0.572
Tetrachloromethane	283.5	44.57	4.516	276	0.557
Tetradecafluoro-1-heptene	205.1				
Tetradecafluorohexane	174.5	18.8	1.90		
Tetradecafluoromethylcyclohexane	213.7	23	2.33		
Tetradecane	420.9	16	1.62	830	0.239
1-Tetradecene	416	15.4	1.56		
Tetradecylcyclopentane	499	11.1	1.12		
Tetraethylsilane	330.6	25.68	2.602		
Tetrafluoroethylene	33.4	38.9	3.91	175	0.58
Tetrafluorohydrazine	33.3	37	3.75		
Tetrafluoromethane	- 45.5	36.9	3.74	140	0.629
Tetrahydrofuran	267.0	51.22	5.19	224	0.322
1,2,3,4-Tetrahydronaphthalene	447	36.0	3.65	408	0.324
Tetrahydropyran	299.1	47.1	4.77	263	0.328
Tetrahydrothiophene	358.9				
1,2,4,5-Tetramethylbenzene	402	29	2.94	480	0.280
2,2,3,3-Tetramethylbutane	294.7	28.3	2.87	461	0.248
2,2,3,3-Tetramethylhexane	350.0	24.8	2.51	573	0.248

TABLE 6.5 Critical Properties (Continued)

Substance	T_c , °C	P_c , atm	P_c , MPa	V_c , cm ³ · mol ⁻¹	ρ_c , g · cm ⁻³
2,2,3,4-Tetramethylhexane	347.3	23.4	2.37	525	0.271
2,2,3,5-Tetramethylhexane	328.2	22.4	2.27	540	0.263
2,2,4,4-Tetramethylhexane	337.1	22.2	2.25	535	0.266
2,2,4,5-Tetramethylhexane	325.4	21.9	2.22	544	0.262
2,2,5,5-Tetramethylhexane	308.4	21.6	2.19	573	0.248
2,3,3,4-Tetramethylhexane	360.0	24.5	2.48	514	0.277
2,3,3,5-Tetramethylhexane	337.0	22.9	2.32	531	0.268
2,3,4,4-Tetramethylhexane	353.5	23.9	2.42	518	0.275
2,3,4,5-Tetramethylhexane	340.1	23.1	2.34	530	0.269
3,3,4,4-Tetramethylhexane	373.6	25.4	2.57	506	0.281
2,2,3,3-Tetramethylpentane	334.6	27.05	2.741		
2,2,3,4-Tetramethylpentane	319.6	25.68	2.602		
2,2,4,4-Tetramethylpentane	301.6	24.52	2.485		
2,3,3,4-Tetramethylpentane	334.6	26.80	2.716		
Tetramethylsilane	175.49	27.84	2.821	362	0.244
Thiacyclopentane	358.8				
2-Thiapropene	230.0	54.6	5.53	201	0.309
Thiophene	306.3	56.16	5.69	219	0.385
Thiophenol	416.4				
Thymol	425				
Tin(IV) chloride	318.7	37.0	3.75	351	0.742
Titanium tetrachloride	365	46	4.66	340	0.558
Toluene	318.60	40.54	4.108	316	0.292
1,2-Toluidine	434	43.1	4.37	343	0.312
1,3-Toluidine	434	42.2	4.28	343	0.312
1,4-Toluidine	433	45.2	4.58		
Toluonitrile	450				
Tributoxyborane	472	19.6	1.99	863	0.267
Tributylamine	365.3	18	1.82		
1,1,1-Trichloroethane	272	42.4	4.30		
1,1,2-Trichloroethane	329	41	4.15	294	0.454
Trichloroethylene	271.1	49.5	5.02	256	0.513
Trichlorofluoromethane	198.1	43.5	4.41	248	0.554
Trichlorofluorosilane	165.4	35.3	3.57		
Trichloromethane	263.3	54.0	5.47	239	0.500
Trichloromethylsilane	244	32.4	3.28	348	0.430
1,2,3-Trichloropropane	378	39	3.95	348	0.424
1,2,2-Trichlorotrifluoroethane	214.2	33.7	3.42	325	0.576
Tridecane	402	16.6	1.68	780	0.236
1-Tridecene	401	16.8	1.70		
Tridecylcyclopentane	488	11.9	1.21		
Triethanolamine	514.3	24.2	2.45		
Triethylamine	262.5	29.92	3.032	389	0.26
Trifluoroacetic acid	218.2	32.15	3.258	204	0.559
Trifluoroamine oxide (NOF ₃)	29.5			169	0.593
1,1,1-Trifluoroethane	73.2	37.1	3.76	194	0.434
Trifluoromethane	25.8	47.7	4.83	133	0.525
(Trifluoromethyl)benzene	286.8				
Trimethylamine	159.64	40.34	4.087	254	0.233
1,2,3-Trimethylbenzene	391.4	34.09	3.454	430	0.280
1,2,4-Trimethylbenzene	376.0	31.90	3.232	430	0.280
1,3,5-Trimethylbenzene	364.2	30.86	3.127	433	0.278
2,2,3-Trimethylbutane	258.1	29.15	2.954	398	0.252
2,2,3-Trimethyl-1-butene	260	28.6	2.90	400	0.245

TABLE 6.5 Critical Properties (Continued)

Substance	T_c , °C	P_c , atm	P_c , MPa	V_c , cm ³ · mol ⁻¹	ρ_c , g · cm ⁻³
1,1,2-Trimethylcyclopentane	306.4	29.0	2.94		
1,1,3-Trimethylcyclopentane	296.4	27.9	2.83		
<i>cis,trans,cis</i> -1,2,4-Trimethylcyclopentane	298	27.7	2.81		
<i>cis,cis,trans</i> -1,2,4-Trimethylcyclopentane	306	28.4	2.88		
2,2,3-Trimethylheptane	338.6	22.4	2.27	546	0.261
2,2,4-Trimethylheptane	321.4	21.4	2.17	552	0.258
2,2,5-Trimethylheptane	325.0	21.4	2.17	559	0.256
2,2,6-Trimethylheptane	320.3	21.0	2.13	573	0.248
2,3,3-Trimethylheptane	344.4	22.9	2.32	538	0.265
2,3,4-Trimethylheptane	340.6	22.6	2.29	538	0.265
2,3,5-Trimethylheptane	339.7	22.1	2.24	547	0.260
2,3,6-Trimethylheptane	331.0	21.6	2.19	560	0.254
2,4,4-Trimethylheptane	327.2	21.9	2.22	541	0.263
2,4,5-Trimethylheptane	333.8	22.1	2.24	544	0.262
2,4,6-Trimethylheptane	317.2	21.2	2.15	560	0.254
2,5,5-Trimethylheptane	329.8	21.9	2.22	550	0.259
3,3,4-Trimethylheptane	349.4	23.4	2.37	526	0.271
3,3,5-Trimethylheptane	336.5	22.9	2.32	579	0.246
3,4,4-Trimethylheptane	347.8	23.4	2.37	524	0.271
3,4,5-Trimethylheptane	339.7	22.1	2.24	547	0.261
2,2,3-Trimethylhexane	315	24.6	2.49		
2,2,4-Trimethylhexane	300.6	23.4	2.37		
2,2,5-Trimethylhexane	295	23.0	2.33	519	0.247
2,4,7-Trimethyloctane	335.7				
2,2,3-Trimethylpentane	290.4	26.94	2.730	436	0.262
2,2,4-Trimethylpentane	270.9	25.34	2.568	468	0.244
2,3,3-Trimethylpentane	300.5	27.83	2.820	455	0.251
2,3,4-Trimethylpentane	293.4	26.94	2.730	461	0.248
2,2,4-Trimethyl-1,3-pentanediol	398	25.6	2.59	364.6	0.4010
2,3,6-Trimethylpyridine	381.4				
2,4,6-Trimethylpyridine	379.9				
2,4,6-Trimethyl-1,3,5-trioxane	290				
Tungsten(VI) oxide tetrachloride	509			338	1.01
1 <i>H</i> -Undecafluoropentane	170.8				
Undecane	365.7	19.4	1.97	657	0.238
1-Undecene	364	19.7	2.00		0.240
Uranium hexafluoride	232.7	45.5	4.61	250	1.41
Vinyl acetate	228.4	22.4	2.27	265	0.325
Vinyl chloride	156.6	55.3	5.60	169	0.370
Vinyl fluoride	54.7	51.7	5.24	114	0.320
Vinyl formate	202	57	5.78	210	0.343
Water	374.2	217.6	22.04	56.0	0.325
Xenon	16.583	57.64	5.84	118	1.105
1,2-Xylene	357.2	36.83	3.732	370	0.288
1,3-Xylene	343.9	34.95	3.541	375	0.282
1,4-Xylene	343.1	34.65	3.511	379	0.280
Zirconium tetrabromide	532			415	0.99
Zirconium tetrachloride	505	56.9	5.77	319	0.730
Zirconium tetraiodide	687			528	1.13

SECTION 7

SPECTROSCOPY

7.1	X-RAY METHODS	7.2
Table 7.1	Wavelengths of X-Ray Emission Spectra in Angstroms	7.3
Table 7.2	Wavelengths of Absorption Edges in Angstroms	7.5
Table 7.3	Critical X-Ray Absorption Energies in keV	7.8
Table 7.4	X-Ray Emission Energies in keV	7.10
Table 7.5	β Filters for Common Target Elements	7.14
Table 7.6	Interplanar Spacings for $K\alpha_1$ Radiation, d versus 2θ	7.14
Table 7.7	Analyzing Crystals for X-Ray Spectroscopy	7.15
Table 7.8	Mass Absorption Coefficients for $K\alpha_1$ Lines and $W L\alpha_1$ Line	7.16
7.2	ULTRAVIOLET-VISIBLE SPECTROSCOPY	7.18
Table 7.9	Electronic Absorption Bands for Representative Chromophores	7.19
Table 7.10	Ultraviolet Cutoffs of Spectrograde Solvents	7.20
Table 7.11	Absorption Wavelength of Dienes	7.21
Table 7.12	Absorption Wavelength of Enones and Dienones	7.22
Table 7.13	Solvent Correction for Ultraviolet-Visible Spectroscopy	7.23
Table 7.14	Primary Bands of Substituted Benzene and Heteroaromatics	7.23
Table 7.15	Wavelength Calculation of the Principal Band of Substituted Benzene Derivatives	7.24
7.3	FLUORESCENCE	7.25
Table 7.16	Fluorescence Spectroscopy of Some Organic Compounds	7.25
Table 7.17	Fluorescence Quantum Yield Values	7.28
7.4	FLAME ATOMIC EMISSION, FLAME ATOMIC ABSORPTION, ELECTROTHERMAL (FURNACE) ATOMIC ABSORPTION, ARGON INDUCTION COUPLED PLASMA, AND PLASMA ATOMIC FLUORESCENCE	7.28
Table 7.18	Detection Limits in ng/mL	7.29
Table 7.19	Sensitive Lines of the Elements	7.34
7.4.1	Some Common Spectroscopic Relationships	7.38
7.5	INFRARED SPECTROSCOPY	7.41
Table 7.20	Absorption Frequencies of Single Bonds to Hydrogen	7.41
Table 7.21	Absorption Frequencies of Triple Bonds	7.47
Table 7.22	Absorption Frequencies of Cumulated Double Bonds	7.49
Table 7.23	Absorption Frequencies of Carbonyl Bands	7.50
7.5.1	Intensities of Carbonyl Bands	7.53
7.5.2	Position of Carbonyl Absorption	7.53
Table 7.24	Absorption Frequencies of Other Double Bonds	7.54
Table 7.25	Absorption Frequencies of Aromatic Bands	7.57
Table 7.26	Absorption Frequencies of Miscellaneous Bands	7.58
Table 7.27	Absorption Frequencies in the Near Infrared	7.64
Table 7.28	Infrared Transmitting Materials	7.67
Table 7.29	Infrared Transmission Characteristics of Selected Solvents	7.68
7.6	RAMAN SPECTROSCOPY	7.71
Table 7.30	Raman Frequencies of Single Bonds to Hydrogen and Carbon	7.71
Table 7.31	Raman Frequencies of Triple Bonds	7.76
Table 7.32	Raman Frequencies of Cumulated Double Bonds	7.77
Table 7.33	Raman Frequencies of Carbonyl Bands	7.78
Table 7.34	Raman Frequencies of Other Double Bonds	7.79
Table 7.35	Raman Frequencies of Aromatic Compounds	7.82
Table 7.36	Raman Frequencies of Sulfur Compounds	7.84
Table 7.37	Raman Frequencies of Ethers	7.85

Table 7.38	Raman Frequencies of Halogen Compounds	7.86
Table 7.39	Raman Frequencies of Miscellaneous Compounds	7.87
Table 7.40	Principal Argon-Ion Laser Plasma Lines	7.88
7.7	NUCLEAR MAGNETIC RESONANCE	7.89
Table 7.41	Nuclear Properties of the Elements	7.89
Table 7.42	Proton Chemical Shifts	7.92
Table 7.43	Estimation of Chemical Shift for Protons of —CH ₂ — and Methine Groups	7.94
Table 7.44	Estimation of Chemical Shift of Proton Attached to a Double Bond	7.95
Table 7.45	Chemical Shifts in Monosubstituted Benzene	7.96
Table 7.46	Proton Spin Coupling Constants	7.97
Table 7.47	Proton Chemical Shifts of Reference Compounds	7.98
Table 7.48	Solvent Positions of Residual Protons in Incompletely Deuterated Solvents	7.98
Table 7.49	Carbon-13 Chemical Shifts	7.99
Table 7.50	Estimation of Chemical Shifts of Alkane Carbons	7.102
Table 7.51	Effect of Substituent Groups on Alkyl Chemical Shifts	7.102
Table 7.52	Estimation of Chemical Shifts of Carbon Attached to a Double Bond	7.103
Table 7.53	Carbon-13 Chemical Shifts in Substituted Benzenes	7.104
Table 7.54	Carbon-13 Chemical Shifts in Substituted Pyridines	7.105
Table 7.55	Carbon-13 Chemical Shifts of Carbonyl Group	7.106
Table 7.56	One-Bond Carbon-Hydrogen Spin Coupling Constants	7.107
Table 7.57	Two-Bond Carbon-Hydrogen Spin Coupling Constants	7.108
Table 7.58	Carbon-Carbon Spin Coupling Constants	7.108
Table 7.59	Carbon-Fluorine Spin Coupling Constants	7.109
Table 7.60	Carbon-13 Chemical Shifts of Deuterated Solvents	7.110
Table 7.61	Carbon-13 Coupling Constants with Various Nuclei	7.110
Table 7.62	Boron-11 Chemical Shifts	7.111
Table 7.63	Nitrogen-15 (or Nitrogen-14) Chemical Shifts	7.112
Table 7.64	Nitrogen-15 Chemical Shifts in Monosubstituted Pyridine	7.115
Table 7.65	Nitrogen-15 Chemical Shifts for Standards	7.115
Table 7.66	Nitrogen-15 to Hydrogen-1 Spin Coupling Constants	7.115
Table 7.67	Nitrogen-15 to Carbon-13 Spin Coupling Constants	7.116
Table 7.68	Nitrogen-15 to Fluorine-19 Spin Coupling Constants	7.116
Table 7.69	Fluorine-19 Chemical Shifts	7.117
Table 7.70	Fluorine-19 Chemical Shifts for Standards	7.118
Table 7.71	Fluorine-19 to Fluorine-19 Spin Coupling Constants	7.118
Table 7.72	Silicon-29 Chemical Shifts	7.118
Table 7.73	Phosphorus-31 Chemical Shifts	7.119
Table 7.74	Phosphorus-31 Spin Coupling Constants	7.122
7.8	MASS SPECTROMETRY	7.123
7.8.1	Correlation of Mass Spectra with Molecular Structure	7.123
Table 7.75	Isotopic Abundances and Masses of Selected Elements	7.124
7.8.2	Mass Spectra and Structure	7.126
Table 7.76	Condensed Table of Mass Spectra	7.128

7.1 X-RAY METHODS

An X-ray tube operating at a voltage V (in keV) emits a continuous X-ray spectrum, the minimum wavelength of which is given by $\lambda_{\min} = 12.398/V$ with the wavelength expressed in angstroms. For expressing the wavelength in kX units, divide by the factor 1.00202. Tables 7.1 and 7.2 are based

TABLE 7.1 Wavelengths of X-Ray Emission Spectra in Angstroms

Atomic No.	Element	$K\alpha_2$	$K\alpha_1$	$K\beta_1$	$L\alpha_1$	$L\beta_1$
3	Li	240				
4	Be	113				
5	B	67				
6	C	44				
7	N	31.60				
8	O	23.71				
9	F	18.31				
10	Ne	14.616		14.464		
11	Na	11.909		11.617	407.6	
12	Mg	9.889		9.558	251.0	
13	Al	8.3392	8.3367	7.981	169.8	
14	Si	7.1277	7.1253	6.7681	123	
15	P	6.1549		5.8038		
16	S	5.3747	5.3720	5.0317		
17	Cl	4.7305	4.7276	4.4031		
18	Ar	4.1946	4.1916	3.8848		
19	K	3.7446	3.7412	3.4538	42.7	
20	Ca	3.3616	3.3583	3.0896	36.32	35.95
21	Sc	3.0345	3.0311	2.7795	31.33	31.01
22	Ti	2.75207	2.7484	2.5138	27.39	27.02
23	V	2.5073	2.5035	2.2843	24.26	23.85
24	Cr	2.29351	2.28962	2.08480	21.67	21.28
25	Mn	2.1057	2.1018	1.9102	19.45	19.12
26	Fe	1.93991	1.93597	1.75653	17.567	17.255
27	Co	1.79278	1.78892	1.62075	15.968	15.667
28	Ni	1.66169	1.65784	1.50010	14.566	14.279
29	Cu	1.54433	1.54051	1.39217	13.330	13.053
30	Zn	1.4389	1.4351	1.2952	12.257	11.985
31	Ga	1.3439	1.3400	1.20784	11.290	11.023
32	Ge	1.2580	1.2540	1.1289	10.435	10.174
33	As	1.1798	1.1758	1.0573	9.671	9.414
34	Se	1.1088	1.1047	0.9921	8.990	8.736
35	Br	1.0438	1.0397	0.9327	8.375	8.125
36	Kr	0.9841	0.9801	0.8785	7.822	7.574
37	Rb	0.9296	0.9255	0.8286	7.3181	7.076
38	Sr	0.8794	0.8752	0.7829	6.8625	6.6237
39	Y	0.8330	0.8279	0.7407	6.4485	6.2117
40	Zr	0.7901	0.7859	0.7017	6.0702	5.8358
41	Nb	0.7504	0.7462	0.6657	5.7240	5.4921
42	Mo	0.713543	0.70926	0.632253	5.4063	5.1768
43	Tc	0.6793	0.6749	0.6014	5.1126	4.8782
44	Ru	0.6474	0.6430	0.5725	4.8455	4.6204
45	Rh	0.6176	0.6132	0.5456	4.5973	4.3739

TABLE 7.1 Wavelengths of X-Ray Emission Spectra in Angstroms (*Continued*)

Atomic No.	Element	$K\alpha_2$	$K\alpha_1$	$K\beta_1$	$L\alpha_1$	$L\beta_1$
46	Pd	0.5898	0.5854	0.5205	4.3676	4.1460
47	Ag	0.563775	0.559363	0.49701	4.1541	3.9344
48	Cd	0.5394	0.5350	0.4751	3.9563	3.7381
49	In	0.5165	0.5121	0.4545	3.7719	3.5552
50	Sn	0.4950	0.4906	0.4352	3.5999	3.3848
51	Sb	0.4748	0.4703	0.4171	3.4392	3.2256
52	Te	0.4558	0.4513	0.4000	3.2891	3.0767
53	I	0.4378	0.4333	0.3839	3.1485	2.9373
54	Xe	0.4204	0.4160	0.3685	3.016	2.807
55	Cs	0.4048	0.4003	0.3543	2.9016	2.8920
56	Ba	0.3896	0.3851	0.3408	2.7752	2.5674
57	La	0.3753	0.3707	0.3280	2.6651	2.4583
58	Ce	0.3617	0.3571	0.3158	2.5612	2.3558
59	Pr	0.3487	0.3441	0.3042	2.4627	2.2584
60	Nd	0.3565	0.3318	0.2933	2.3701	2.1666
61	Pm	0.3249	0.3207	0.2821	2.282	2.0796
62	Sm	0.3137	0.3190	0.2731	2.1994	1.9976
63	Eu	0.3133	0.2985	0.2636	2.1206	1.9202
64	Gd	0.2932	0.2884	0.2544	2.0460	1.8462
65	Tb	0.2834	0.2788	0.2460	1.9755	1.7763
66	Dy	0.2743	0.2696	0.2376	1.9088	1.7100
67	Ho	0.2655	0.2608	0.2302	1.8447	1.6468
68	Er	0.2572	0.2525	0.2226	1.7843	1.5873
69	Tm	0.2491	0.2444	0.2153	1.7263	1.5299
70	Yb	0.2415	0.2368	0.2088	1.6719	1.4756
71	Lu	0.2341	0.2293	0.2021	1.6194	1.4235
72	Hf	0.2270	0.2222	0.1955	1.5696	1.3740
73	Ta	0.2203	0.2155	0.1901	1.5219	1.3270
74	W	0.213813	0.208992	0.184363	1.4764	1.2818
75	Re	0.2076	0.2028	0.1789	1.4329	1.2385
76	Os	0.2016	0.1968	0.1736	1.3911	1.1972
77	Ir	0.1959	0.1910	0.1685	1.3513	1.1578
78	Pt	0.1904	0.1855	0.1637	1.3130	1.1198
79	Au	0.1851	0.1802	0.1590	1.2764	1.0836
80	Hg	0.1799	0.1750	0.1544	1.2411	1.0486
81	Tl	0.1750	0.1701	0.1501	1.2074	1.0152
82	Pb	0.1703	0.1654	0.1460	1.1750	0.9822
83	Bi	0.1657	0.1608	0.1419	1.1439	0.9520
84	Po	0.1608	0.1559	0.1382	1.1138	0.9222
85	At	0.1570	0.1521	0.1343	1.0850	0.8936
86	Rn	0.1529	0.1479	0.1307	1.0572	0.8659
87	Fr	0.1489	0.1440	0.1272	1.030	0.840
88	Ra	0.1450	0.1401	0.1237	1.0047	0.8137
89	Ac	0.1414	0.1364	0.1205	0.9799	0.7890
90	Th	0.1378	0.1328	0.1174	0.9560	0.7652

TABLE 7.1 Wavelengths of X-Ray Emission Spectra in Angstroms (*Continued*)

Atomic No.	Element	$K\alpha_2$	$K\alpha_1$	$K\beta_1$	$L\alpha_1$	$L\beta_1$
91	Pa	0.1344	0.1294	0.1143	0.9328	0.7422
92	U	0.1310	0.1259	0.1114	0.9105	0.7200
93	Np	0.1278	0.1226	0.1085	0.8893	0.6984
94	Pu	0.1246	0.1195	0.1058	0.8682	0.6777
95	Am	0.1215	0.1165	0.1031	0.8481	0.6576
96	Cm	0.1186	0.1135	0.1005	0.8287	0.6388
97	Bk	0.1157	0.1107	0.0980	0.8098	0.6203
98	Cf	0.1130	0.1079	0.0956	0.7917	0.6023
99	Es	0.1103	0.1052	0.0933	0.7740	0.5850
100	Fm	0.1077	0.1026	0.0910	0.7570	0.5682

TABLE 7.2 Wavelengths of Absorption Edges in Angstroms

Atomic No.	Element	K	L_I	L_{II}	L_{III}
3	Li	226.5			
4	Be	110.68			
5	B	66.289			
6	C	43.68			
7	N	30.99			
8	O	23.32			
9	F	17.913			
10	Ne	14.183			
11	Na	11.478		400	
12	Mg	9.512	197.4	247.92	
13	Al	7.951	142.5	170	
14	Si	6.745	105.1	126.48	
15	P	5.787	81.0	96.84	
16	S	5.018	64.23		76.05
17	Cl	4.397	52.08	61.37	62.93
18	Ar	3.871	43.19	50.39	50.60
19	K	3.436	36.35	42.02	42.17
20	Ca	3.070	31.07	35.20	35.49
21	Sc	2.757	26.83	30.16	30.53
22	Ti	2.497	23.39	26.83	27.37
23	V	2.269	20.52	23.70	24.26
24	Cr	2.07012	16.7	17.9	20.7
25	Mn	1.896	16.27	18.90	19.40
26	Fe	1.74334	14.60	17.17	17.53
27	Co	1.60811	13.34	15.53	15.93
28	Ni	1.48802	12.27	14.13	14.58
29	Cu	1.38043	11.27	13.01	13.29
30	Zn	1.283	10.33	11.86	12.13

TABLE 7.2 Wavelengths of Absorption Edges in Angstroms (*Continued*)

Atomic No.	Element	K	L_I	L_{II}	L_{III}
31	Ga	1.195	9.54	10.61	11.15
32	Ge	1.116	8.73	9.97	10.23
33	As	1.044	8.108	9.124	9.367
34	Se	0.9800	7.505	8.417	8.646
35	Br	0.9199	6.925	7.752	7.989
36	Kr	0.8655	6.456	7.165	7.395
37	Rb	0.8155	5.997	6.643	6.863
38	Sr	0.7697	5.582	6.172	6.387
39	Y	0.7276	5.233	5.756	5.962
40	Zr	0.6888	4.867	5.378	5.583
41	Nb	0.6529	4.581	5.025	5.223
42	Mo	0.61977	4.299	4.719	4.912
43	Tc	0.5888	4.064	4.427	4.629
44	Ru	0.5605	3.841	4.179	4.369
45	Rh	0.5338	3.626	3.942	4.130
46	Pd	0.5092	3.428	3.724	3.908
47	Ag	0.48582	3.254	3.514	3.698
48	Cd	0.4641	3.084	3.326	3.504
49	In	0.4439	2.926	3.147	3.324
50	Sn	0.4247	2.778	2.982	3.156
51	Sb	0.4066	2.639	2.830	3.000
52	Te	0.3897	2.510	2.687	2.855
53	I	0.3738	2.390	2.553	2.719
54	Xe	0.3585	2.274	2.429	2.592
55	Cs	0.3447	2.167	2.314	2.474
56	Ba	0.3314	2.068	2.204	2.363
57	La	0.3184	1.973	2.103	2.258
58	Ce	0.3065	1.891	2.009	2.164
59	Pr	0.2952	1.811	1.924	2.077
60	Nd	0.2845	1.735	1.843	1.995
61	Pm	0.2743	1.668	1.766	1.918
62	Sm	0.2646	1.598	1.702	1.845
63	Eu	0.2555	1.536	1.626	1.775
64	Gd	0.2468	1.477	1.561	1.709
65	Tb	0.2384	1.421	1.501	1.649
66	Dy	0.2305	1.365	1.438	1.579
67	Ho	0.2229	1.319	1.390	1.535
68	Er	0.2157	1.269	1.339	1.483
69	Tm	0.2089	1.222	1.288	1.433
70	Yb	0.2022	1.181	1.243	1.386
71	Lu	0.1958	1.140	1.198	1.341
72	Hf	0.1898	1.099	1.154	1.297
73	Ta	0.1839	1.061	1.113	1.255

TABLE 7.2 Wavelengths of Absorption Edges in Angstroms (*Continued*)

Atomic No.	Element	K	L_I	L_{II}	L_{III}
74	W	0.17837	1.025	1.074	1.215
75	Re	0.1731	0.9901	1.036	1.177
76	Os	0.1678	0.9557	1.001	1.140
77	Ir	0.1629	0.9243	0.9670	1.106
78	Pt	0.1582	0.8914	0.9348	1.072
79	Au	0.1534	0.8638	0.9028	1.040
80	Hg	0.1492	0.8353	0.8779	1.009
81	Tl	0.1447	0.8079	0.8436	0.9793
82	Pb	0.1408	0.7815	0.8155	0.9503
83	Bi	0.1371	0.7565	0.7891	0.9234
84	Po	0.1332	0.7322	0.7638	0.8970
85	At	0.1295	0.7092	0.7387	0.8720
86	Rn	0.1260	0.6868	0.7153	0.8479
87	Fr	0.1225	0.6654	0.6929	0.8248
88	Ra	0.1192	0.6446	0.6711	0.8027
89	Ac	0.1161	0.6248	0.6500	0.7813
90	Th	0.1129	0.6061	0.6301	0.7606
91	Pa	0.1101	0.5875	0.6106	0.7411
92	U	0.1068	0.5697	0.5919	0.7233
93	Np	0.1045	0.5531	0.5742	0.7042
94	Pu	0.1018	0.5366	0.5571	0.6867
95	Am	0.0992	0.5208	0.5404	0.6700
96	Cm	0.0967	0.5060	0.5246	0.6532
97	Bk	0.0943	0.4913	0.5093	0.6375
98	Cf	0.0920	0.4771	0.4945	0.6223
99	Es	0.0897	0.4636	0.4801	0.6076
100	Fm	0.0875	0.4506	0.4665	0.5935

on the K and L wavelength values as published by Y. Cauchois and H. Hulubei (*Tables de Constantes et Données Numériques, I. Longueurs d'Onde des Émissions X et des Discontinuités d'Absorption X*, Hermann, Paris, 1947) and by the International Union of Crystallography (*International Tables for X-Ray Crystallography*, Kynoch Press, Birmingham, England, 1962). Wavelength accuracy is only to about 1 in 25 000 except for the lines employed in X-ray diffraction work.

Use of energy-proportional detectors for X-rays creates a need for energy values of K and L absorption edges (Table 7.3) and emission series (Table 7.4). These values were obtained by a conversion to keV of tabulated experimental wavelength values and smoothed by a fit to Moseley's law. Although values are listed to 1 eV, chemical form may shift absorption edges and emission lines as much as 10 to 20 eV. S. Fine and C. F. Hendee [*Nuclonics*, **13**(3):36 (1955)] also give values for $K\beta_2$, $L\gamma_1$, and $L\beta_2$ lines.

The relative intensities of X-ray emission lines from targets varies for different elements. However, one can assume a ratio of $K\alpha_1/K\alpha_2 = 2$ for the commonly used targets. The ratio of $K\alpha_2/K\beta_1$ from these targets varies from 6 to 3.5. The intensities of $K\beta_2$ radiations amount to about 1 percent

TABLE 7.3 Critical X-Ray Absorption Energies in keV

Atomic No.	Element	K	L_I	L_{II}	L_{III}
1	H	0.0136			
2	He	0.0246			
3	Li	0.0547			
4	Be	0.112			
5	B	0.187			
6	C	0.284			
7	N	0.400			
8	O	0.532			
9	F	0.692			
10	Ne	0.874	0.048	0.022	
11	Na	1.08	0.055	0.034	
12	Mg	1.30	0.0628	0.0502	
13	Al	1.559	0.0870	0.0720	
14	Si	1.838	0.118	0.0977	
15	P	2.142	0.153	0.128	
16	S	2.469	0.193	0.163	0.162
17	Cl	2.822	0.238	0.202	0.201
18	Ar	3.200	0.287	0.246	0.244
19	K	3.606	0.341	0.295	0.292
20	Ca	4.038	0.399	0.350	0.346
21	Sc	4.496	0.462	0.411	0.407
22	Ti	4.966	0.530	0.462	0.456
23	V	5.467	0.604	0.523	0.515
24	Cr	5.988	0.679	0.584	0.574
25	Mn	6.542	0.762	0.656	0.644
26	Fe	7.113	0.849	0.722	0.709
27	Co	7.713	0.929	0.798	0.783
28	Ni	8.337	1.02	0.877	0.858
29	Cu	8.982	1.10	0.954	0.935
30	Zn	9.662	1.20	1.05	1.02
31	Ga	10.39	1.30	1.17	1.14
32	Ge	11.10	1.42	1.24	1.21
33	As	11.87	1.529	1.358	1.32
34	Se	12.65	1.66	1.472	1.431
35	Br	13.48	1.791	1.599	1.552
36	Kr	14.32	1.92	1.729	1.674
37	Rb	15.197	2.064	1.863	1.803
38	Sr	16.101	2.212	2.004	1.937
39	Y	17.053	2.387	2.171	2.096
40	Zr	17.998	2.533	2.308	2.224
41	Nb	18.986	2.700	2.467	2.372
42	Mo	20.003	2.869	2.630	2.525
43	Tc	21.050	3.045	2.796	2.680

TABLE 7.3 Critical X-Ray Absorption Energies in keV (*Continued*)

Atomic No.	Element	K	L_I	L_{II}	L_{III}
44	Ru	22.117	3.227	2.968	2.839
45	Rh	23.210	3.404	3.139	2.995
46	Pd	24.356	3.614	3.338	3.181
47	Ag	25.535	3.828	3.547	3.375
48	Cd	26.712	4.019	3.731	3.541
49	In	27.929	4.226	3.929	3.732
50	Sn	29.182	4.445	4.139	3.911
51	Sb	30.497	4.708	4.391	4.137
52	Te	31.817	4.953	4.621	4.347
53	I	33.164	5.187	4.855	4.559
54	Xe	34.551	5.448	5.103	4.783
55	Cs	35.974	5.706	5.360	5.014
56	Ba	37.432	5.995	5.629	5.250
57	La	38.923	6.264	5.902	5.490
58	Ce	40.43	6.556	6.169	5.728
59	Pr	41.99	6.837	6.446	5.968
60	Nd	43.57	7.134	6.728	6.215
61	Pm	45.19	7.431	7.022	6.462
62	Sm	46.85	7.742	7.316	6.720
63	Eu	48.51	8.059	7.624	6.984
64	Gd	50.23	8.383	7.942	7.251
65	Tb	52.00	8.713	8.258	7.520
66	Dy	53.77	9.053	8.587	7.795
67	Ho	55.61	9.395	8.918	8.074
68	Er	57.47	9.754	9.270	8.362
69	Tm	59.38	10.12	9.622	8.656
70	Yb	61.31	10.49	9.985	8.949
71	Lu	63.32	10.87	10.35	9.248
72	Hf	65.37	11.28	10.75	9.567
73	Ta	67.46	11.68	11.14	9.883
74	W	69.51	12.09	11.54	10.20
75	Re	71.67	12.52	11.96	10.53
76	Os	73.87	12.97	12.38	10.86
77	Ir	76.11	13.41	12.82	11.21
78	Pt	78.35	13.865	13.26	11.55
79	Au	80.67	14.351	13.731	11.92
80	Hg	83.08	14.838	14.205	12.278
81	Tl	85.52	15.344	14.695	12.65
82	Pb	87.95	15.861	15.200	13.03
83	Bi	90.54	16.386	15.709	13.42
84	Po	93.16	16.925	16.233	13.81
85	At	95.73	17.481	16.777	14.21

TABLE 7.3 Critical X-Ray Absorption Energies in keV (*Continued*)

Atomic No.	Element	K	L_I	L_{II}	L_{III}
86	Rn	98.45	18.054	17.331	14.61
87	Fa	101.1	18.628	17.893	15.02
88	Ra	103.9	19.228	18.473	15.44
89	Ac	107.7	19.829	19.071	15.86
90	Th	109.8	20.452	19.673	16.278
91	Pa	112.4	21.096	20.295	16.720
92	U	115.0	21.757	20.944	17.163
93	Np	118.2	22.411	21.585	17.606
94	Pu	121.2	23.117	22.250	18.062
95	Am	124.3	23.795	22.935	18.524
96	Cm	127.2	24.502	23.629	18.992
97	Bk	131.3	25.231	24.344	19.466
98	Cf	133.6	26.010	25.070	19.954
99	Es	138.1	26.729	25.824	20.422
100	Fm	141.5	27.503	26.584	20.912

TABLE 7.4 X-Ray Emission Energies in keV

Atomic No.	Element	$K\beta_1$	$K\alpha_1$	$L\beta_1$	$L\alpha_1$
3	Li		0.052		
4	Be		0.110		
5	B		0.185		
6	C		0.282		
7	N		0.392		
8	O		0.523		
9	F		0.677		
10	Ne		0.851		
11	Na	1.067	1.041		
12	Mg	1.297	1.254		
13	Al	1.553	1.487		
14	Si	1.832	1.740		
15	P	2.136	2.015		
16	S	2.464	2.308		
17	Cl	2.815	2.622		
18	Ar	3.192	2.957		
19	K	3.589	3.313		
20	Ca	4.012	3.691	0.344	0.341
21	Sc	4.460	4.090	0.399	0.395
22	Ti	4.931	4.510	0.458	0.452
23	V	5.427	4.952	0.519	0.512

TABLE 7.4 X-Ray Emission Energies in keV (*Continued*)

Atomic No.	Element	$K\beta_1$	$K\alpha_1$	$L\beta_1$	$L\alpha_1$
24	Cr	5.946	5.414	0.581	0.571
25	Mn	6.490	5.898	0.647	0.636
26	Fe	7.057	6.403	0.717	0.704
27	Co	7.649	6.930	0.790	0.775
28	Ni	8.264	7.477	0.866	0.849
29	Cu	8.904	8.047	0.948	0.928
30	Zn	9.571	8.638	1.032	1.009
31	Ga	10.263	9.251	1.122	1.096
32	Ge	10.981	9.885	1.216	1.186
33	As	11.725	10.543	1.317	1.282
34	Se	12.495	11.221	1.419	1.379
35	Br	13.290	11.923	1.526	1.480
36	Kr	14.112	12.649	1.638	1.587
37	Rb	14.960	13.394	1.752	1.694
38	Sr	15.834	14.164	1.872	1.806
39	Y	16.736	14.957	1.996	1.922
40	Zr	17.666	15.774	2.124	2.042
41	Nb	18.621	16.614	2.257	2.166
42	Mo	19.607	17.478	2.395	2.293
43	Tc	20.612	18.370	2.538	2.424
44	Ru	21.655	19.278	2.683	2.558
45	Rh	22.721	20.214	2.834	2.696
46	Pd	23.816	21.175	2.990	2.838
47	Ag	24.942	22.162	3.151	2.984
48	Cd	26.093	23.172	3.316	3.133
49	In	27.274	24.207	3.487	3.287
50	Sn	28.483	25.270	3.662	3.444
51	Sb	29.723	26.357	3.843	3.605
52	Te	30.993	27.471	4.029	3.769
53	I	32.292	28.610	4.220	3.937
54	Xe	33.644	29.779	4.422	4.111
55	Cs	34.984	30.970	4.620	4.286
56	Ba	36.376	32.191	4.828	4.467
57	La	37.799	33.440	5.043	4.651
58	Ce	39.255	34.717	5.262	4.840
59	Pr	40.746	36.023	5.489	5.034
60	Nd	42.269	37.359	5.722	5.230
61	Pm	43.811	38.726	5.956	5.431
62	Sm	45.400	40.124	6.206	5.636
63	Eu	47.027	41.529	6.456	5.846
64	Gd	48.718	42.983	6.714	6.059
65	Tb	50.391	44.470	6.979	6.275

TABLE 7.4 X-Ray Emission Energies in keV (*Continued*)

Atomic No.	Element	$K\beta_1$	$K\alpha_1$	$L\beta_1$	$L\alpha_1$
66	Dy	52.178	45.985	7.249	6.495
67	Ho	53.934	47.528	7.528	6.720
68	Er	55.690	49.099	7.810	6.948
69	Tm	57.487	50.730	8.103	7.181
70	Yb	59.352	52.360	8.401	7.414
71	Lu	61.282	54.063	8.708	7.654
72	Hf	63.209	55.757	9.021	7.898
73	Ta	65.210	57.524	9.341	8.145
74	W	67.233	59.310	9.670	8.396
75	Re	69.298	61.131	10.008	8.651
76	Os	71.404	62.991	10.354	8.910
77	Ir	73.549	64.886	10.706	9.173
78	Pt	75.736	66.820	11.069	9.441
79	Au	77.968	68.794	11.439	9.711
80	Hg	80.258	70.821	11.823	9.987
81	Tl	82.558	72.860	12.210	10.266
82	Pb	84.922	74.957	12.611	10.549
83	Bi	87.335	77.097	13.021	10.836
84	Po	89.809	79.296	13.441	11.128
85	At	92.319	81.525	13.873	11.424
86	Rn	94.877	83.800	14.316	11.724
87	Fr	97.483	86.119	14.770	12.029
88	Ra	100.136	88.485	15.233	12.338
89	Ac	102.846	90.894	15.712	12.650
90	Th	105.592	93.334	16.200	12.966
91	Pa	108.408	95.851	16.700	13.291
92	U	111.289	98.428	17.218	13.613
93	Np	114.181	101.005	17.740	13.945
94	Pu	117.146	103.653	18.278	14.279
95	Am	120.163	106.351	18.829	14.618
96	Cm	123.235	109.098	19.393	14.961
97	Bk	126.362	111.896	19.971	15.309
98	Cf	129.544	114.745	20.562	15.661
99	Es	132.781	117.646	21.166	16.018
100	Fm	136.075	120.598	21.785	16.379

of that of the corresponding $K\alpha_1$ radiation. In practical applications these ratios have to be corrected for differential absorption in the window of the tube and air path, the ratio of scattering factors for and differential absorption in the crystal, and for sensitivity characteristics of the detector. Generalizing, the intensities of radiations from the K and L series are as follows:

Emission line	$K\alpha_1$	$K\alpha_2$	$K\beta_1$	$K\beta_2$	$L\alpha_1$	$L\alpha_2$	$L\beta_1$	$L\beta_2$	$L\gamma_1$
Relative intensity	500	250	80–150	5	100	10	30	60	40

For angles at which the $K\alpha_1$, $K\alpha_2$ doublet is not resolved, a mean wavelength [$K\bar{\alpha} = (2K\alpha_1 + K\alpha_2)/3$] can be used.

Filters. The K spectra of the light metals, often used as target material in the production of X-rays for diffraction studies, contain three strong lines, α_1 , α_2 and β_1 , of which the α lines form a doublet with a narrow wavelength separation. The $K\beta$ radiation can be eliminated by using a thin foil filter, usually of the element of next lower atomic number to that of the target element: the $K\alpha$ lines are transmitted with a relatively small loss of intensity. Table 7.5, restricted to the K wavelengths of target elements in common use, lists the calculated thicknesses of β filters required to reduce the $K\beta_1/K\alpha_1$ integrated intensity ratio to $1/100$.

Interplanar Spacings. Diffractometer alignment procedures require the use of a well-prepared polycrystalline specimen. Two standard samples found to be suitable are silicon and α -quartz (including Novaculite). The 2θ values of several of the most intense reflections for these materials are listed in Table 7.6 (*Tables of Interplanar Spacings d vs. Diffraction Angle 2θ for Selected Targets*, Picker Nuclear, White Plains, N.Y., 1966). To convert to d for $K\bar{\alpha}$ or to d for $K\alpha_2$, multiply the tabulated d value (Table 7.6) for $K\alpha_1$ by the factor given below:

Element	$K\bar{\alpha}$	$K\alpha_2$
W	1.007 69	1.023 07
Ag	1.002 63	1.007 89
Mo	1.002 02	1.006 04
Cu	1.000 82	1.002 48
Ni	1.000 77	1.002 32
Co	1.000 72	1.002 16
Fe	1.000 67	1.002 04
Cr	1.000 57	1.001 70

Analyzing Crystals. The range of wavelengths usable with various analyzing crystals are governed by the d spacings of the crystal planes and by the geometric limits to which the goniometer can be rotated. The d value should be small enough to make the angle 2θ greater than approximately 10 or 15 deg, even at the shortest wavelength used: otherwise excessively long analyzing crystals would be needed to prevent the direct fluorescent beam from entering the detector. A small d value is also favorable for producing a large dispersion of the spectrum to give good separation of adjacent lines. On the other hand, a small d value imposes an upper limit to the range of wavelengths that can be analyzed. Actually the goniometer is limited mechanically to about 150 deg for a 2θ value. A final requirement is the reflection efficiency and minimization of higher-order reflections. Table 7.7 gives a list of crystals commonly used for X-ray spectroscopy.

TABLE 7.5 β Filters for Common Target Elements

Target Element	$K\bar{\alpha}$, Å	Excitation Voltage, keV	$K\beta_1 K\alpha_1 = 1/100$			% Loss $K\alpha_1$
			Absorber	Thickness, mm	g/cm ²	
Ag	0.560834	25.52	Pd	0.062	0.074	60
Mo	0.71069	20.00	Zr	0.081	0.053	57
Cu	1.54178	8.981	Ni	0.015	0.013	45
Ni	1.65912	8.331	Co	0.013	0.011	42
Co	1.79021	7.709	Fe	0.012	0.009	39
Fe	1.93728	7.111	Mn	0.011	0.008	38
Cr	2.29092	5.989	MnO ₂	0.026	0.013	45
			V	0.011	0.007	37
			V ₂ O ₅	0.036	0.012	48
	$L\alpha_1$		$L\beta_1 L\alpha_1 = 1/100$			% Loss $L\alpha_1$
W	1.4763	10.200	Cu	0.035		77

TABLE 7.6 Interplanar Spacings for $K\alpha_1$ Radiation, d versus 2θ

α -quartz (Including Novaculite)										
hkl $d(\text{Å})$	100	101	110	102	200	112	202	211	203	301
W $K\alpha_1: 2\theta$	2.81	3.58	4.87	5.25	5.63	6.59	7.17	7.78	8.72	8.74
Ag $K\alpha_1: 2\theta$	7.53	9.60	13.07	14.08	15.10	17.71	19.26	20.91	23.47	23.52
Mo $K\alpha_1: 2\theta$	9.55	12.18	16.59	17.88	19.19	22.51	24.49	26.61	29.89	29.96
Cu $K\alpha_1: 2\theta$	20.83	26.64	36.52	39.45	42.44	50.16	54.86	59.98	68.14	68.31
Ni $K\alpha_1: 2\theta$	22.44	28.71	39.42	42.60	45.85	54.28	59.44	65.08	74.15	74.34
Co $K\alpha_1: 2\theta$	24.24	31.04	42.68	46.15	49.71	58.98	64.68	70.96	81.16	81.38
Fe $K\alpha_1: 2\theta$	26.27	33.66	46.38	50.20	54.11	64.38	70.75	77.83	89.50	89.74
Cr $K\alpha_1: 2\theta$	31.18	40.05	55.52	60.22	65.09	78.11	86.42	95.96	112.73	113.11
Silicon										
hkl $d(\text{Å})$	111	220	311	400	331	422	511,333	440	531	620
	3.1353	1.91997	1.63736	1.357630	1.24584	1.1085	1.0451	0.959986	0.917922	0.858637
W $K\alpha_1: 2\theta$	3.82	6.24	7.32	8.83	9.62	10.82	11.48	12.50	13.07	13.98
Ag $K\alpha_1: 2\theta$	10.24	16.75	19.67	23.78	25.95	29.23	31.04	33.88	35.48	38.02
Mo $K\alpha_1: 2\theta$	12.99	21.29	25.02	30.28	33.08	37.32	39.67	43.36	45.45	48.79
Cu $K\alpha_1: 2\theta$	28.44	47.30	56.12	69.13	76.38	88.03	94.96	106.71	114.10	127.55
Ni $K\alpha_1: 2\theta$	30.66	51.16	60.83	75.26	83.42	96.80	104.96	119.42	129.12	149.76
Co $K\alpha_1: 2\theta$	33.15	55.53	66.22	82.42	91.77	107.59	117.71	137.42	154.04	
Fe $K\alpha_1: 2\theta$	35.97	60.55	72.48	90.96	101.97	121.67	135.70			
Cr $K\alpha_1: 2\theta$	42.83	73.21	88.72	114.97	133.53					

TABLE 7.7 Analyzing Crystals for X-Ray Spectroscopy

Crystal	Reflecting Plane	$2d$ Spacing, Å	Reflectivity
Quartz	505 $\bar{2}$	1.624	Low
Aluminum	111	2.338	High
Topaz	303	2.712	Medium
Quartz	20 $\bar{2}$ 3	2.750	Low
Lithium fluoride	220	2.848	High
Silicon	111	3.135	High
Quartz	112	3.636	Medium
Lithium fluoride	200	4.028	High
Sodium chloride	200	5.639	High
Calcium fluoride	111	6.32	High
Quartz	10 $\bar{1}$ 1	6.686	High
Quartz	10 $\bar{1}$ 0	8.50	Medium
Pentaerythritol (PET)	002	8.742	High
Ethylendiamine tartrate (EDT)	020	8.808	Medium
Ammonium dihydrogen phosphate (ADP)	110	10.648	Low
Gypsum	020	15.185	Medium
Mica	002	19.92	Low
Potassium hydrogen phthalate (KAP)	10 $\bar{1}$ 1	26.4	Medium
Lead palmitate		45.6	
Strontium behenate		61.3	
Lead stearate		100.4	Medium

The long-wavelength analyzers are prepared by dipping an optical flat into the film of the metal fatty acid about 50 times to produce a layer 180 molecules in thickness.

Lithium fluoride is the optimum crystal for all wavelengths less than 3 Å. Pentaerythritol (PET) and potassium hydrogen phthalate (KAP) are usually the crystals of choice for wavelengths from 3 to 20 Å. Two crystals suppress even-ordered reflections: silicon (111) and calcium fluoride (111).

Mass Absorption Coefficients. Radiation traversing a layer of substance is diminished in intensity by a constant fraction per centimeter thickness x of material. The emergent radiant power P , in terms of incident radiant power P_0 , is given by

$$P = P_0 \exp(-\mu x)$$

which defines the total linear absorption coefficient μ . Since the reduction of intensity is determined by the quantity of matter traversed by the primary beam, the absorber thickness is best expressed on a mass basis, in g/cm². The mass absorption coefficient μ/ρ , expressed in units cm²/g, where ρ is the density of the material, is approximately independent of the physical state of the material and, to a good approximation, is additive with respect to the elements composing a substance.

Table 7.8 contains values of μ/ρ for the common target elements employed in X-ray work. A more extensive set of mass absorption coefficients for K , L , and M emission lines within the wavelength range from 0.7 to 12 Å is contained in Heinrich's paper in T. D. McKinley, K. F. J. Heinrich, and D. B. Wittry (eds.), *The Electron Microprobe*, Wiley, New York, 1966, pp. 351–377. This article should be consulted to ascertain the probable accuracy of the values and for a compilation of coefficients and exponents employed in the computations.

TABLE 7.8 Mass Absorption Coefficients for $K\alpha_1$ Lines and $W L\alpha_1$ Line

Emitter wavelength, Å	Ag $K\alpha_1$ 0.559	Mo $K\alpha_1$ 0.709	Cu $K\alpha_1$ 1.541	Ni $K\alpha_1$ 1.658	Co $K\alpha_1$ 1.789	Fe $K\alpha_1$ 1.936	Cr $K\alpha_1$ 2.290	W $L\alpha_1$ 1.476
Absorber								
1 H	0.37	0.38	0.43	0.4	0.4	0.5	0.5	0.4
2 He	0.16	0.18	0.37	0.4	0.4	0.5	0.7	0.3
3 Li	0.18	0.22	0.50	0.6	0.7	0.9	1.5	0.4
4 Be	0.22	0.30	1.2	1.5	1.9	2.3	3.7	1.1
5 B	0.30	0.45	2.5	3.1	3.9	4.9	7.9	2.2
6 C	0.42	0.50	4.6	5.7	7.1	8.8	14.2	4.1
7 N	0.60	0.83	7.5	9.3	11.5	14.4	23.1	6.7
8 O	0.80	1.45	12.9	15.8	19.5	24.5	39.4	11.4
9 F	1.00	1.9	16.5	20.3	25.2	31.4	50.3	14.6
10 Ne	1.41	2.6	22.8	27.9	34.6	43.1	69.0	20.1
11 Na	1.75	3.5	30.3	37.2	45.9	57.2	91.4	26.8
12 Mg	2.27	4.6	39.5	48.4	59.8	74.6	119.1	34.9
13 Al	2.74	5.8	49.6	60.7	75.0	93.4	149.0	43.9
14 Si	3.44	7.3	61.4	75.2	92.8	115.5	183.8	54.4
15 P	4.20	8.8	74.7	91.4	112.9	140.5	223.6	66.2
16 S	5.15	10.6	89.2	109.2	134.7	167.4	266.1	79.1
17 Cl	5.86	12.4	104.8	128.2	158.1	196.6	312.4	92.8
18 Ar	6.40	14.5	121.4	148.5	183.0	227.3	360.7	107.6
19 K	8.0	16.7	139.8	171	211	262	415	124
20 Ca	9.7	18.9	158.6	194	239	296	469	141
21 Sc	10.5	21.8	180.5	221	272	337	534	160
22 Ti	11.8	25.3	203	247	304	378	597	180
23 V	13.3	27.7	228	278	342	424	77	202
24 Cr	15.7	31.0	254	311	382	474	88	226
25 Mn	17.4	34.5	282	344	423	63.5	101	250
26 Fe	19.9	38.1	311	380	57.6	71.4	113	276
27 Co	21.8	42.1	341	52.8	64.9	80.6	127	303
28 Ni	25.0	46.4	K 48.3	58.9	72.5	90.0	142	333
29 Cu	26.4	50.7	53.7	65.5	80.6	100.0	158	47.6
30 Zn	28.2	55.4	59.5	72.7	89.4	110.9	175	52.8
31 Ga	30.8	60.1	65.9	80.5	99.0	122.8	194	58.5
32 Ge	33.5	65.2	72.3	88.2	108.6	134.7	213	64.1
33 As	36.5	70.5	79.1	96.6	118.9	147	233	70.2
34 Se	38.5	76.0	86.1	105.1	129.4	161	254	76.4
35 Br	42.3	82.5	93.9	114.7	141.2	175	277	83.4
36 Kr	45.0	88.3	101.9	124.5	153.2	190	300	90.5
37 Rb	48	95	84	103	127	158	252	98
38 Sr	52	102	90	110	137	170	271	106

TABLE 7.8 Mass Absorption Coefficients for $K\alpha_1$ Lines and $W L\alpha_1$ Line (Continued)

Emitter wavelength, Å	Ag $K\alpha_1$ 0.559	Mo $K\alpha_1$ 0.709	Cu $K\alpha_1$ 1.541	Ni $K\alpha_1$ 1.658	Co $K\alpha_1$ 1.789	Fe $K\alpha_1$ 1.936	Cr $K\alpha_1$ 2.290	W $L\alpha_1$ 1.476
Absorber								
39 Y	56	109	97	119	147	183	292	114
40 Zr	61	17	104	128	158	197	314	122
41 Nb	66	18	112	138	170	212	338	132
42 Mo	71	19	119	146	180	225	358	140
43 Tc	76	20	128	157	194	241	384	150
44 Ru	12	22	137	168	207	258	410	160
45 Rh	13	23	146	179	221	275	438	171
46 Pd	14	24	155	190	235	292	466	182
47 Ag	15	26	165	202	249	310	493	193
48 Cd	15	28	174	213	263	327	520	204
49 In	16	30	185	227	280	347	553	217
50 Sn	17	32	195	239	295	367	583	229
51 Sb	19	34	206	252	310	386	612	241
52 Te	19	36	216	265	326	405	644	253
53 I	21	37	230	281	346	431	684	269
54 Xe	22	39	239	293	361	448	710	280
55 Cs	24	42	332	404	495	612	822	295
56 Ba	25	44	349	425	522	645	622	311
57 La	26	46	365	444	545	673	647	325
58 Ce	28	48	383	466	571	603	216	341
59 Pr	29	51	401	487	597	453	229	356
60 Nd	31	54	420	510	534	473	241	373
61 Pm	32	56	440	535		164	254	392
62 Sm	33	59	456	473	417	173	268	406
63 Eu	35	61	L_I 405	354	148	182	282	423
64 Gd	36	64	L_{II} 424	370	156	191	296	
65 Tb	38	67	L_{II} 316	135	164	201	311	$\overline{393} L_I$
66 Dy	39	70	L_{III} 329	141	172	211	327	$\overline{293} L_{II}$
67 Ho	41	72	L_{III} 123	148	181	222	343	304
68 Er	43	75	129	156	189	233	360	$\overline{316} L_{III}$
69 Tm	45	79	135	163	199	244	377	120
70 Yb	46	82	141	171	208	256	395	126
71 Lu	48	84	148	179	218	267	414	132
72 Hf	51	88	155	187	228	280	433	138
73 Ta	52	91	162	196	238	293	453	144
74 W	55	95	169	204	249	306	473	151
75 Re	57	98	176	213	260	319	494	157
76 Os	59	102	184	223	271	333	515	164
77 Ir	61	106	192	232	283	347	538	171
78 Pt	64	109	200	242	295	362	560	179

TABLE 7.8 Mass Absorption Coefficients for $K\alpha_1$ Lines and $W L\alpha_1$ Line (Continued)

Emitter wavelength, Å	Ag $K\alpha_1$ 0.559	Mo $K\alpha_1$ 0.709	Cu $K\alpha_1$ 1.541	Ni $K\alpha_1$ 1.658	Co $K\alpha_1$ 1.789	Fe $K\alpha_1$ 1.936	Cr $K\alpha_1$ 2.290	W $L\alpha_1$ 1.476
Absorber								
79 Au	67	113	209	252	307	377	584	186
80 Hg	69	117	218	263	321	394	609	194
81 Tl	72	121	227	275	334	411	635	203
82 Pb	74	125	236	286	348	428	662	211
83 Bi	78	129	247	298	363	446	690	220
84 Po		131	258	311	380	466	721	230
85 At			269	325	397	487	753	240
86 Rn	85		281	340	414	509	787	251
87 Fr		89	294	356	433	532	823	262
88 Ra	91		307	372	453	556	861	274
89 Ac			322	389	474	582	900	287
90 Th	97		337	408	497	610	944	301
91 Pa			353	427	520	639	988	315
92 U	104		372	450	548	673	898	332
93 Np			392	474	578	709	945	350
94 Pu		54	418	505	615	755	835	373

7.2 ULTRAVIOLET-VISIBLE SPECTROSCOPY

Molecules with two or more isolated chromophores (absorbing groups) absorb light of nearly the same wavelength as does a molecule containing only a single chromophore of a particular type. The intensity of the absorption is proportional to the number of that type of chromophore present in the molecule. Representative chromophores are given in Table 7.9.

The solvent chosen must dissolve the sample, yet be relatively transparent in the spectral region of interest. In order to avoid poor resolution and difficulties in spectrum interpretation, a solvent should not be employed for measurements that are near the wavelength of or are shorter than the wavelength of its ultraviolet cutoff, that is, the wavelength at which absorbance for the solvent alone approaches one absorbance unit. Ultraviolet cutoffs for solvents commonly used are given in Table 7.10.

Appreciable interaction between chromophores does not occur unless they are linked directly to each other, or forced into close proximity as a result of molecular stereochemical configuration. Interposition of a single methylene group, or *meta* orientation about an aromatic ring, is sufficient to insulate chromophores almost completely from each other. Certain combinations of functional groups afford chromophoric systems which give rise to characteristic absorption bands.

Sets of empirical rules, often referred to as Woodward's rules or the Woodward-Fieser rules, enable the absorption maxima of dienes (Table 7.11) and enones and dienones (Table 7.12) to be predicted. To the respective base values (absorption wavelength of parent compound) are added the increments for the structural features or substituent groups present. When necessary, a solvent correction is also applied (Table 7.13).

TABLE 7.9 Electronic Absorption Bands for Representative Chromophores

Chromophore	System	λ_{\max}	ϵ_{\max}
Acetylide	$-\text{C}\equiv\text{C}-$	175–180	6 000
Aldehyde	$-\text{CHO}$	210	strong
		280–300	11–18
Amine	$-\text{NH}_2$	195	2 800
Azido	$>\text{C}=\text{N}-$	190	5 000
Azo	$-\text{N}=\text{N}-$	285–400	3–25
Bromide	$-\text{Br}$	208	300
Carbonyl	$>\text{C}=\text{O}$	195	1 000
		270–285	18–30
Carboxyl	$-\text{COOH}$	200–210	50–70
Disulfide	$-\text{S}-\text{S}-$	194	5 500
		255	400
Ester	$-\text{COOR}$	205	50
Ether	$-\text{O}-$	185	1 000
Ethylene	$-\text{C}=\text{C}-$	190	8 000
Iodide	$-\text{I}$	260	400
Nitrate	$-\text{ONO}_2$	270 (shoulder)	12
Nitrile	$-\text{C}\equiv\text{N}$	160	—
Nitrite	$-\text{ONO}$	220–230	1 000–2 000
		300–400	10
Nitro	$-\text{NO}_2$	210	strong
Nitroso	$-\text{NO}$	302	100
Oxime	$-\text{NOH}$	190	5 000
Sulfone	$-\text{SO}_2-$	180	—
Sulfoxide	$>\text{S}=\text{O}$	210	1 500
Thiocarbonyl	$>\text{C}=\text{S}$	205	strong
Thioether	$-\text{S}-$	194	4 600
		215	1 600
Thiol	$-\text{SH}$	195	1 400
	$-(\text{C}=\text{C})_2-$ (acyclic)	210–230	21 000
	$-(\text{C}=\text{C})_3-$	260	35 000
	$-(\text{C}=\text{C})_4-$	300	52 000
	$-(\text{C}=\text{C})_5-$	330	118 000
	$-(\text{C}=\text{C})_2-$ (alicyclic)	230–260	3 000–8 000
	$\text{C}=\text{C}-\text{C}\equiv\text{C}$	219	6 500
	$\text{C}=\text{C}-\text{C}=\text{N}$	220	23 000
	$\text{C}=\text{C}-\text{C}=\text{O}$	210–250	10 000–20 000
		300–350	weak
	$\text{C}=\text{C}-\text{NO}_2$	229	9 500
Benzene		184	46 700
		204	6 900
		255	170
Diphenyl		246	20 000
Naphthalene		222	112 000
		275	5 600
		312	175
Anthracene		252	199 000
		375	7 900
Phenanthrene		251	66 000
		292	14 000
Naphthacene		272	180 000
		473	12 500

TABLE 7.9 Electronic Absorption Bands for Representative Chromophores (*Continued*)

Chromophore	System	λ_{\max}	ϵ_{\max}
Pentacene		310	300 000
		585	12 000
Pyridine		174	80 000
		195	6 000
Quinoline		257	1 700
		227	37 000
		270	3 600
Isoquinoline		314	2 750
		218	80 000
		266	4 000
		317	3 500

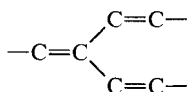
TABLE 7.10 Ultraviolet Cutoffs of Spectrograde Solvents*Absorbance of 1.00 in a 10.0 mm cell vs. distilled water.*

Solvent	Wavelength, nm	Solvent	Wavelength, nm
Acetic acid	260	Hexadecane	200
Acetone	330	Hexane	210
Acetonitrile	190	Isobutyl alcohol	230
Benzene	280	Methanol	210
1-Butanol	210	2-Methoxyethanol	210
2-Butanol	260	Methylcyclohexane	210
Butyl acetate	254	Methylene chloride	235
Carbon disulfide	380	Methyl ethyl ketone	330
Carbon tetrachloride	265	Methyl isobutyl ketone	335
1-Chlorobutane	220	2-Methyl-1-propanol	230
Chloroform (stabilized with ethanol)	245	<i>N</i> -Methylpyrrolidone	285
Cyclohexane	210	Nitromethane	380
1,2-Dichloroethane	226	Pentane	210
Diethyl ether	218	Pentyl acetate	212
1,2-Dimethoxyethane	240	1-Propanol	210
<i>N,N</i> -Dimethylacetamide	268	2-Propanol	210
<i>N,N</i> -Dimethylformamide	270	Pyridine	330
Dimethylsulfoxide	265	Tetrachloroethylene (stabilized with thymol)	290
1,4-Dioxane	215	Tetrahydrofuran	220
Ethanol	210	Toluene	286
2-Ethoxyethanol	210	1,1,2-Trichloro-1,2,2- trifluoroethane	231
Ethyl acetate	255	2,2,4-Trimethylpentane	215
Ethylene chloride	228	<i>o</i> -Xylene	290
Glycerol	207	Water	191
Heptane	197		

TABLE 7.11 Absorption Wavelength of Dienes

Heteroannular and acyclic dienes usually display molar absorptivities in the 8000 to 20 000 range, whereas homoannular dienes are in the 5000 to 8000 range.

Poor correlations are obtained for cross-conjugated polyene systems such as



The correlations presented here are sometimes referred to as Woodward's rules or the Woodward-Fieser rules.

Base value for heteroannular or open chain diene, nm	214
Base value for homoannular diene, nm	253
Increment (in nm) for	
double bond extending conjugation	30
Alkyl substituent or ring residue	5
Exocyclic double bond	5
Polar groupings:	
-O-acyl	0
-O-alkyl	6
-S-alkyl	30
-Cl, -Br	5
-N (alkyl) ₂	60
Solvent correction (see Table 7.13)	—
Calculated wavelength =	total

Ring substitution on the benzene ring affords shifts to longer wavelengths (Table 7.14) and intensification of the spectrum. With electron-withdrawing substituents, practically no change in the maximum position is observed. The spectra of heteroaromatics are related to their isocyclic analogs, but only in the crudest way. As with benzene, the magnitude of substituent shifts can be estimated, but tautomeric possibilities may invalidate the empirical method.

When electronically complementary groups are situated *para* to each other in disubstituted benzenes, there is a more pronounced shift to a longer wavelength than would be expected from the additive effect due to the extension of the chromophore from the electron-donating group through the ring to the electron-withdrawing group. When the *para* groups are not complementary, or when the groups are situated *ortho* or *meta* to each other, disubstituted benzenes show a more or less additive effect of the two substituents on the wavelength maximum. Calculation of the principal band of selected substituted benzenes is illustrated in Table 7.15.

TABLE 7.12 Absorption Wavelength of Enones and Dienones

The image shows two chemical structures. The first is an enone: O=C-C(α)=C(β). The second is a dienone: O=C-C(α)=C(β)-C(γ)=C(δ).

Base values, nm	
Acyclic α,β -unsaturated ketones	215
Acyclic α,β -unsaturated aldehyde	210
Six-membered cyclic α,β -unsaturated ketones	215
Five-membered cyclic α,β -unsaturated ketones	214
α,β -Unsaturated carboxylic acids and esters	195
Increments (in nm) for	
Double bond extending conjugation:	
Heteroannular	30
Homoannular	69
Alkyl group or ring residue:	
α	10
β	12
γ, δ	18
Polar groups:	
—OH	
α	35
β	30
γ	50
—O—CO—CH ₃ and —O—CO—C ₆ H ₅ : $\alpha, \beta, \gamma, \delta$	6
—OCH ₃	
α	35
β	30
γ	17
δ	31
—S—alkyl, β	85
—Cl	
α	15
β	12
—Br	
α	25
β	30
—N(alkyl) ₂ , β	95
Exocyclic double bond	5
Solvent correction (see Table 7.13)	—
Calculated wavelength =	total

TABLE 7.13 Solvent Correction for Ultraviolet-Visible Spectroscopy

Solvent	Correction, nm
Chloroform	+ 1
Cyclohexane	
Diethyl ether	+ 11
1,4-Dioxane	+ 5
Ethanol	0
Hexane	+ 11
Methanol	0
Water	- 8

TABLE 7.14 Primary Bands of Substituted Benzene and Heteroaromatics

In methanol.

Base value: 203.5 nm.

Substituent	Wavelength shift, nm	Substituent	Wavelength shift, nm
-CH ₃	3.0	-COOH	25.5
-CH=CH ₂	44.5	-COO ⁻	20.5
-C≡CH	44	-CN	20.5
-C ₆ H ₅	48	-NH ₂	26.5
-F	0	-NH ₃ ⁺	-0.5
-Cl	6.0	-N(CH ₃) ₂	47.0
-Br	6.5	-NH-CO-CH ₃	38.5
-I	3.5	-NO ₂	57
-OH	7.0	-SH	32
-O ⁻	31.5	-SO-C ₆ H ₅	28
-OCH ₃	13.5	-SO ₂ CH ₃	13
-OC ₆ H ₅	51.5	-SO ₂ NH ₂	14.0
-CHO	46.0	-CH=CH-C ₆ H ₅	
-CO-CH ₃	42.0	<i>cis</i>	79
-CO-C ₆ H ₅	48	<i>trans</i>	92.0
		-CH=CH-COOH, <i>trans</i>	69.5
Heteroaromatic	Base value, nm	Heteroaromatic	Base value, nm
Furan	200	Pyridine	257
Pyrazine	257	Pyrimidine	ca 235
Pyrazole	214	Pyrrole	209
Pyridazine	ca 240	Thiophene	231

TABLE 7.15 Wavelength Calculation of the Principal Band of Substituted Benzene Derivatives*In ethanol.*

Base value of parent chromophore, nm	
C_6H_5COOH or C_6H_5COO —alkyl	230
C_6H_5 —CO—alkyl (or aryl)	246
C_6H_5CHO	250
Increment (in nm) for each substituent on phenyl ring	
—Alkyl or ring residue	
<i>o</i> -, <i>m</i> -	3
<i>p</i> -	10
—OH and —O— alkyl	
<i>o</i> -, <i>m</i> -	7
<i>p</i> -	25
—O ⁻	
<i>o</i> -	11
<i>m</i> -	20
<i>p</i> -	78*
—Cl	
<i>o</i> -, <i>m</i> -	0
<i>p</i> -	10
—Br	
<i>o</i> -, <i>m</i> -	2
<i>p</i> -	15
—NH ₂	
<i>o</i> -, <i>m</i> -	13
<i>p</i> -	58
—NHCO—CH ₃	
<i>o</i> -, <i>m</i> -	20
<i>p</i> -	45
—NHCH ₃	
<i>p</i> -	73
—N(CH ₃) ₂	
<i>o</i> -, <i>m</i> -	20
<i>p</i> -	85

* Value may be decreased markedly by steric hindrance to coplanarity.

7.3 FLUORESCENCE

TABLE 7.16 Fluorescence Spectroscopy of Some Organic Compounds

Compound	Solvent	pH	Excitation wavelength, nm	Emission wavelength, nm
Acenaphthene	Pentane		291	341
Acridine	CF ₃ COOH		358	475
Adenine	Water	1	280	375
Adenosine	Water	1	285	395
Adenosine triphosphate	Water	1	285	395
Adrenalin			295	335
<i>p</i> -Aminobenzoic acid	Water	8	295	345
Aminopterin	Water	7	280, 370	460
1-Aminopyrene	CF ₃ COOH		330, 342	415
<i>p</i> -Aminosalicylic acid	Water	11	300	405
Amobarbital	Water	14	265	410
Anilines	Water	7	280, 291	344, 361
Anthracene	Pentane		420	430
Anthranilic acid	Water	7	300	405
Azaindoles	Water	10	290, 299	310, 347
Benz[<i>c</i>]acridine	CF ₃ COOH		295, 380	480
Benz[<i>a</i>]anthracene	Pentane		284	382
1,2-Benzanthracene			280, 340	390, 410
Benzanthrone	CF ₃ COOH		370, 420	550
Benzo[<i>b</i>]chrysene	Pentane		283	398
11- <i>H</i> -Benzo[<i>a</i>]fluorene	Pentane		317	340
Benzoic acid	70% H ₂ SO ₄		285	385
3,4-Benzopyrene	Benzene		365	390, 480
Benzo[<i>e</i>]pyrene	Pentane		329	389
Benzoquinoline	CF ₃ COOH		280	425
Benzoxanthane	Pentane		363	418
Bromolysergic acid diethyl amide	Water	1	315	460
Brucine	Water	7	305	500
Carbazole	<i>N,N</i> -Dimethyl formamide		291	359
Chlortetracycline			355	445
Chrysene	Pentane		250, 300, 310	260, 380
Cinchonine	Water	1	320	420
Coumarin	Ethanol		280	352
Dibenzo[<i>a,c</i>]anthracene	Pentane		280	381
Dibenzo[<i>b,k</i>]chrysene	Pentane		308	428
Dibenzo[<i>a,e</i>]pyrene	Pentane		370	401
3,4,8,9-Dibenzopyrene			370, 335, 390, 410	480, 510
5,12-Dihydronaphthacene	Pentane		282	340
1,4-Diphenylbutadiene	Pentane		328	370
Epinephrine	Water	7	295	335
Ethacridine	Water	2	370, 425	515
Fluoranthrene	Pentane		354	464
Fluorene	Pentane		300	321
Fluorescein	Water	7–11	490	515

TABLE 7.16 Fluorescence Spectroscopy of Some Organic Compounds (*Continued*)

Compound	Solvent	pH	Excitation wavelength, nm	Emission wavelength, nm
Folic acid	Water	7	365	450
Gentisic acid	Water	7	315	440
Griseofulvin	Water	7	295, 335	450
Guanine	Water	1	285	365
Harmine	Water	1	300, 365	400
Hippuric acid	70% H ₂ SO ₄		270	370
Homovanillic acid	Water	7	270	315
<i>m</i> -Hydroxybenzoic acid	Water	12	314	430
<i>p</i> -Hydroxycinnamic acid	Water	7	350	440
7-Hydroxycoumarin	Ethanol		325	441
5-Hydroxyindole	Water	1	290	355
5-Hydroxyindoleacetic acid	Water	7	300	355
3-Hydroxykynurenine	Water	11	365	460
<i>p</i> -Hydroxymandelic acid	Water	7	300	380
<i>p</i> -Hydroxyphenylacetic acid	Water	7	280	310
<i>p</i> -Hydroxyphenylpyruvic acid	Water	7	290	345
<i>p</i> -Hydroxyphenylserine	Water	1	290	320
5-Hydroxytryptophan	Water	7	295	340
Imipramine	Water	14	295	415
Indoleacetic acid	Water	8	285	360
Indoles	Water	7	269, 315	355
Indomethacin	Water	13	300	410
Kynurenic acid	Water	7	325	405
		11	325	440
Lysergic acid diethylamide	Water	1	325	445
Menadione	Ethanol		335	480
9-Methylanthracene	Pentane		382	410
3-Methylcholanthrene	Pentane		297	392
7-Methyldibenzopyrene	Pentane		460	467
2-Methylphenanthrene	Pentane		257	357
3-Methylphenanthrene	Pentane		292	368
1-Methylpyrene	Pentane		336	394
4-Methylpyrene	Pentane		338	386
Naphthacene			290, 310	480, 515
1-Naphthol	0.1 M NaOH		365	480
	20% ethanol			
2-Naphthol	0.1 M NaOH		365	426
	20% ethanol			
Oxytetracycline			390	520
Phenanthrene	Pentane		252	362
Phenylalanine	Water		215, 260	282
<i>o</i> -Phenylenepyrene	Pentane		360	506
Phenylephrine			270	305
Picene	Pentane		281	398
Procaine	Water	11	275	345
Pyrene	Pentane		330	382
Pyridoxal	Water	12	310	365
Quinacrine	Water	11	285	420
Quinidine	Water	1	350	450
Quinine	Water	1	250, 350	450
Reserpine	Water	1	300	375

TABLE 7.16 Fluorescence Spectroscopy of Some Organic Compounds (*Continued*)

Compound	Solvent	pH	Excitation wavelength, nm	Emission wavelength, nm
Resorcinol	Water		265	315
Riboflavin	Water	7	270, 370,	520
			445	
Rutin	Water	1	430	520
Salicyclic acid	Water	11	310	435
Scoparone	Water	10	350, 365	430
Scopoletin	Water	10	365, 390	460
Serotonin	3 <i>M</i> HCl		295	550
Skatole	Water		290	370
Streptomycin	Water	13	366	445
<i>p</i> -Terphenyl	Pentane		284	338
Thiopental			315	530
Thymol	Water	7	265	300
Tocopherol	Hexane-ethanol		295	340
Tribenzo[<i>a,e,i</i>]pyrene	Pentane		384	448
Triphenylene	Pentane		288	357
Tryptamine	Water	7	290	360
Tryptophan	Water	11	285	365
Tyramine	Water	1	275	310
Tyrosine	Water	7	275	310
Uric acid	Water	1	325	370
Vitamin A	1-Butanol		340	490
Vitamin B ₁₂	Water	7	275	305
Warfarin	Methanol		290, 342	385
Xanthine	Water	1	315	435
2,6-Xylenol			275	305
3,4-Xylenol			280	310
Yohimbine	Water	1	270	360
Zoxazolamine	Water	11	280	320

TABLE 7.17 Fluorescence Quantum Yield Values

Compound	Solvent	Q_F value vs. Q_F standard
	Q_F standard	
9-Aminoacridine	Water	0.99
Anthracene	Ethanol	0.30
POPOP*	Toluene	0.85
Quinine sulfate dihydrate	1N H ₂ SO ₄	0.55
	Secondary standards	
Acridine orange hydrochloride	Ethanol	0.54 Quinine sulfate 0.58 Anthracene
1,8-ANS† (free acid)	Ethanol	0.38 Anthracene 0.39 POPOP
1,8-ANS (magnesium salt)	Ethanol	0.29 Anthracene 0.31 POPOP
Fluorescein	0.1N NaOH	0.91 Quinine sulfate 0.94 POPOP
Fluorescein, ethyl ester	0.1N NaOH	0.99 Quinine sulfate 0.99 POPOP
Rhodamine B	Ethanol	0.69 Quinine sulfate 0.70 Anthracene
2,6-TNS‡ (potassium salt)	Ethanol	0.48 Anthracene 0.51 POPOP

* POPOP *p*-bis[2-(5-phenyloxazolyl)]benzene.

† ANS, anilino-8-naphthalene sulfonic acid.

‡ TNS, 2-*p*-toluidinylnaphthalene-6-sulfonate.

7.4 FLAME ATOMIC EMISSION, FLAME ATOMIC ABSORPTION, ELECTROTHERMAL (FURNACE) ATOMIC ABSORPTION, ARGON INDUCTION COUPLED PLASMA, AND PLASMA ATOMIC FLUORESCENCE

The tables of atomic emission and atomic absorption lines are presented in two parts. In Table 7.18 the data are arranged in alphabetic order by name of the element, whereas in Table 7.19 the sensitive lines of the elements are arranged in order of decreasing wavelengths. For additional lines and their relative intensities consult W. F. Meggers, C. H. Corliss, and B. F. Scribner, *Tables of Spectral-Line Intensities, Part I*, National Bureau of Standards Monograph 32, U.S. Government Printing Office, Washington, D.C., 1961.

The detection limits in the table correspond generally to the concentration of an element required to give a net signal equal to three times the standard deviation of the noise (background) in accordance with IUPAC recommendations. Detection limits can be confusing when steady-state techniques such as flame atomic emission or absorption, and plasma atomic emission or fluorescence, which

TABLE 7.18 Detection Limits in ng/mL

The detection limits in the table correspond generally to the concentration of analyte required to give a net signal equal to three times the standard deviation of the background in accordance with IUPAC recommendations.

Element	Wavelength, nm	Flame emission	Flame atomic absorption	Electrothermal atomic absorption	Argon ICP	Plasma atomic fluorescence
Aluminum	308.22		40		10	
	309.28		20	0.05	11	4
	394.40	3.6	45		36	
	396.15	7.5	30	0.01	20	5
Antimony	206.83				50	
	217.58		30		50	
	231.15				30	10
	259.81	70		0.08		0.1
Arsenic	189.04		160		35	
	193.76		120	1	50	
	197.20		240			
	228.81	455				
Barium	234.90	250				10
	455.36	3			0.9	
	493.41	4			1	
Beryllium	553.55	1.5	9	0.04		2
	234.86		1	0.05	0.4	
	313.04		2	0.003	1	
Bismuth	313.11	100			1	0.2
	223.06		18	0.35	30	
	227.66			2		
Boron	306.77	60		0.5	30	2
	182.59				8	
	249.77		700	15	3	60
(as BO ₂)	518.0	50				
(as BO ₂)	547.6	50				
Bromine	154.07				50	
Cadmium	214.44				1.0	
	226.50				0.6	
	228.80	6	1	0.008	228	
	326.11	3	0.5	0.014		0.001
Calcium	315.89				20	
	393.37				0.6	
	396.85				1.2	
	422.67	1.5	1	0.3		0.08
Carbon	193.09				44	
	247.86				1000	
Cerium	413.38				30	
	418.66				30	
	569.92	150				
Cesium	852.11	0.02	8	0.04		
	894.35	0.04	130			
Chlorine	134.72				50	
Chromium	267.72				3	
	283.58				20	
	284.98				30	
	357.87	6	2	0.05		0.4
	359.35	7				

TABLE 7.18 Detection Limits in ng/mL (*Continued*)

Element	Wavelength, nm	Flame emission	Flame atomic absorption	Electrothermal atomic absorption	Argon ICP	Plasma atomic fluorescence
Chromium (<i>cont.</i>)	360.53	13				
	425.44	3	6		66	
	427.48	4				
	428.97	5				
Cobalt	228.62				3	
	238.89				28	
	240.73	5	8	0.01	7	0.4
Copper	345.35	30				
	324.75	1.5	1	0.01	2	0.2
Dysprosium	327.40	3	2	0.02	4	
	353.17				3	
Erbium	340.78				6	
	404.60	30	50			300
	418.68		60			
	421.17		60			
Europium	323.06				15	
	349.81				10	
	400.80	30	40	0.3		500
Europium	408.77		40			
	381.97				2	
Gadolinium	412.97				3	
	459.40	0.45	20	0.5		20
	335.05				10	
Gallium	368.41		4000			
	440.19	72	1000	8		800
	287.42		70			
Germanium	294.36		20		30	
	404.30	5	50			
	417.21	3	30	1	40	0.9
	209.43				50	
Gold	219.87				100	
	265.12	400	40	7.5		50
	242.80		10	0.5	5	
Hafnium	267.60	500	8	0.5	10	0.3
	263.87				10	
	277.34				10	
Holmium	307.29		2000			
	339.90				3	
	345.60				8	
Indium	405.39	15	40	0.7		100
	410.38		30			
	230.61				40	
Iodine	303.94	100	7	0.01		
	325.61	22	8			
	410.18	14	20			
	451.13	0.7	22		2	0.2
Iridium	178.38				20	
	183.0			3		
	208.88	400	500	0.5		
	212.68				20	
	224.27				20	

TABLE 7.18 Detection Limits in ng/mL (*Continued*)

Element	Wavelength, nm	Flame emission	Flame atomic absorption	Electrothermal atomic absorption	Argon ICP	Plasma atomic fluorescence
Iron	238.20				4	
	248.33		3	0.01		
	259.94				3	
	302.06	18	5			
	371.99	15	10			0.3
	385.99	12	21			
Lanthanum	379.48				15	
	392.76		8000			
	408.67				2	
	550.13	20				
	579.13	5	2000	0.5		
	441.82 (as LaO)	100				
560.25 (as LaO)	300					
Lead	217.10		20	0.4		
	220.35				20	
	283.31	60	10	1		5
	368.35	30				
	405.78	20				
Lithium	460.29	0.06	30		50	
	610.36	0.001				
	670.78	0.003	0.3	1.5	5	0.4
Lutetium	261.54				1	
	307.76				6	
Magnesium	279.08				30	
	279.55				1.5	
	285.21	4.5	0.1	0.018	3.6	0.4
Manganese	256.37				2.7	
	257.61				0.5	
	259.37		60		3	
	260.57				6	
	279.48	1	1	0.05		0.4
	293.30				24	
	294.92				24	
Mercury	403.08	1.5	30			
	194.23				30	
	253.65	150	0.001	6	50	5
Molybdenum	202.03				5	
	203.84				8	
	281.62				1.2	
	313.26	220	30	0.06		12
	390.30	75	50			
Neodymium	292.45	200				
	401.23				10	
	430.36				30	
	492.45	150	600			2000
Nickel	231.60				6	
	232.00	8	4	0.5	10	
	341.48	15	2			
	352.45	8	2			2
Niobium	316.34				20	
	405.89	250	1000			1000

TABLE 7.18 Detection Limits in ng/mL (*Continued*)

Element	Wavelength, nm	Flame emission	Flame atomic absorption	Electrothermal atomic absorption	Argon ICP	Plasma atomic fluorescence
Osmium	225.58				20	
	228.23				40	
	263.71	2000	80			
Palladium	290.91		110			
	244.8	20	20	0.5		40
	340.46	25	80		40	
Phosphorus (as HPO)	363.47	50			60	
	178.28				50	
	213.62				50	
Platinum	524.9	100				
	214.42				20	
Potassium	265.95	2000	100	0.2	40	300
	404.41	1.3	100			
	404.72	2.6				
Praseodymium	766.49	0.15	1	0.004	200	0.6
	769.90	0.3	2			
	390.84				20	
	414.31				30	
Rhenium	493.97	300				1000
	197.31				8	
	345.19	690				
Rhodium	346.05	200	200	10		
	346.47	275				
	343.49	10	2	0.1	20	100
Rubidium	369.24	20			30	
	780.02	0.0065	0.3		500	3
	794.76	0.013				
Ruthenium	240.27				50	
	349.89	80	70	10	150	500
	442.43				10	
Samarium	476.03	30	500		100	
	255.24				21	
	357.24				1	
Scandium	361.38				1.5	
	391.18	21	20	6	120	10
	402.04	30				
	402.34	30				
Selenium	196.03		90	2.5	6	10
Silicon	251.61		80	0.5	10	50
	283.16				15	
Silver	328.07	2	0.9	0.001	4.5	0.1
	338.29	4			3	
Sodium	330.23	125		0.7	15	
	330.30	250				
	589.00	0.01	0.2	0.004	20	0.2
Strontium	589.59	0.02				
	407.78				1	
	421.55				0.5	
Sulfur (as S ₂)	460.73	0.1	2	0.01		0.3
	180.73		10		70	
	394.0	1600				

TABLE 7.18 Detection Limits in ng/mL (*Continued*)

Element	Wavelength, nm	Flame emission	Flame atomic absorption	Electrothermal atomic absorption	Argon ICP	Plasma atomic fluorescence
Tantalum	240.06 271.47		800		20	
Tellurium	214.27 238.58	150	15	0.5	60	2
Terbium	350.92 384.87				10 40	
Thallium	431.89 190.86 276.78 351.92 377.57 535.0	150	600	9 0.15	50 150	500
Thorium	283.73 401.91				30 30	
Thulium	313.13 371.79 384.80	4	10		3 7	100
Tin	189.99 224.60 284.00 286.33		110 200	1	30	10
Titanium	334.19 334.94 337.28 364.27 365.35 399.86	400	60	1.5	6 8	30
Tungsten	207.91 209.48 400.87				30 50	
Uranium	358.49 385.96 409.01	450 100	1000	30		2000
Vanadium	292.40 310.23 318.34 318.54 437.92	18 25 15	50	1	70 140 7.8 10	30
Ytterbium	328.94 369.42 398.80				1 2	
Yttrium	360.07 362.09 371.03 410.24	0.45 40	5 50	0.1 10	3 1	10 50
Zinc	202.55 213.86	1000	0.8	0.005	4 2	0.0003
Zirconium	339.20 343.82 349.62 360.12				5 7 45	
		1000	350			

TABLE 7.19 Sensitive Lines of the Elements

In this table the sensitive lines of the elements are arranged in order of decreasing wavelengths. A Roman numeral II following an element designation indicates a line classified as being emitted by the singly ionized atom. In the column headed Sensitivity, the most sensitive line of the non-ionized atom is indicated by U1, and other lines by U2, U3, and so on, in order of decreasing sensitivity. For the singly ionized atom the corresponding designations are V1, V2, V3, and so on.

Wavelength, nm	Element	Sensitivity	Wavelength, nm	Element	Sensitivity
894.35	Cs	U2	492.45	Nd	U1
852.11	Cs	U1	488.91	Re	U4
819.48	Na	U4	487.25	Sr	U3
818.33	Na	U3	483.21	Sr	U2
811.53	Ar	U2	482.59	Ra	U1
794.76	Rb	U2	481.95	Cl II	V4
780.02	Rb	U1	481.67	Br II	V3
769.90	K	U2	481.05	Zn	U3
766.49	K	U1	481.01	Cl II	V3
750.04	Ar	U4	479.45	Cl II	V2
706.72	Ar	U3	478.55	Br II	V2
696.53	Ar	U3	476.03	Sm	U1
690.24	F	U3	470.09	Br II	V1
685.60	F	U2	467.12	Xe	U2
670.78	Li	U1	462.43	Xe	U3
656.28	H	U2	460.73	Sr	U1
649.69	Ba II	V4	460.29	Li	U4
624.99	La	U3	459.40	Eu	U1
614.17	Ba II	V3	459.32	Cs	U4
610.36	Li	U2	455.54	Cs	U3
593.06	La	U4	455.40	Ba II	V1
589.59	Na	U2	451.13	In	U1
589.00	Na	U1	450.10	Xe	U4
587.76	He	U3	445.48	Ca	U2
587.09	Kr	U2	442.43	Sm II	V4
579.13	La	U1	440.85	V	U4
569.92	Ce	U1	440.19	Gd	U1
567.96	N II	V2	439.00	V	U3
567.60	N II	V4	437.49	Y II	V4
566.66	N II	V3	437.92	V	U1
557.02	Kr	U3	435.84	Hg	U3
553.55	Ba	U1	431.89	Tb	U1
550.13	La	U2	430.36	Nd II	V2
546.55	Ag	U4	430.21	W	U1
546.07	Hg	U2	429.67	Sm	U1
545.52	La	U3	428.97	Cr	U3
535.84	Hg	U3	427.48	Cr	U2
535.05	Tl	U1	425.43	Cr	U1
521.82	Cu	U3	422.67	Ca	U1
520.91	Ag	U3	421.56	Rb	U4
520.84	Cr	U8	421.55	Sr II	V1
520.60	Cr	U7	421.17	Dy	U2
515.32	Cu	U4	420.19	Rb	U3
498.18	Ti	U1	418.68	Dy	U2
496.23	Sr	U2	418.66	Ce II	V1
493.97	Pr	U1	417.21	Ga	U1
493.41	Ba II	V2	414.31	Pr II	V2

TABLE 7.19 Sensitive Lines of the Elements (*Continued*)

Wavelength, nm	Element	Sensitivity	Wavelength, nm	Element	Sensitivity
414.29	Y	U4	386.41	Mo	U2
413.38	Ce II	V1	385.99	Fe	U2
413.07	Ba II	V5	385.96	U II	V1
412.97	Eu II	V2	384.87	Tb II	V2
412.83	Y	U3	384.80	Tm II	V2
412.38	Nb	U4	383.83	Mg	U2
412.32	La II	V4	383.82	Mo	U2
411.00	N	U2	382.23	Mg	U3
410.38	Ho	U1	382.94	Mg	U4
410.24	Y	U1	381.97	Eu II	V1
410.18	In	U2	379.94	Ru	U3
410.09	Nb	U3	379.63	Mo	U1
409.99	N	U3	379.48	La II	V2
409.01	U II	V2	379.08	La II	V3
408.77	Er	U1	377.57	Tl	U3
408.67	La II	V1	377.43	Y II	V3
407.97	Nb	U2	374.83	Fe	U4
407.77	Sr II	V2	373.49	Fe	U2
407.74	Y	U2	372.80	Ru	U1
407.74	La II	V2	371.99	Fe	U1
407.43	W	U2	371.79	Tm	U1
405.89	Nb	U1	371.03	Y II	V1
405.78	Pb	U1	369.42	Yb II	V2
405.39	Ho	U2	369.24	Rh	U2
404.72	K	U4	368.41	Gd	U2
404.66	Hg	U5	368.35	Pb	U2
404.60	Dy	U1	365.48	Hg	U4
404.41	K	U3	365.35	Ti	U2
403.45	Mn	U3	365.01	Hg	U3
403.31	Mn	U2	364.28	Sc II	V3
403.30	Ga	U2	364.27	Sn	U3
403.08	Mn	U1	363.47	Pd	U2
402.37	Sc	U3	363.07	Sc II	V2
402.04	Sc	U3	362.09	Y	U2
401.91	Th II	V1	361.38	Sc II	V1
401.23	Nd II	V1	360.96	Pd	U2
400.87	W	U1	360.12	Zr	U1
400.80	Er	U1	360.07	Y II	V2
399.86	Cr	U1	360.05	Cr	U6
399.86	Ti	U1	359.62	Ru	U3
398.80	Yb	U1	359.34	Cr	U5
396.85	Ca II	V2	359.26	Sm II	V1
396.15	Al	U1	358.49	U	V1
394.91	La II	V2	357.87	Cr	U4
394.40	Al	U2	357.25	Zr II	V4
393.37	Ca II	V1	357.24	Sc II	V1
391.18	Sc	U1	356.83	Sn II	V1
390.84	Pr II	V1	355.31	Pd	U3
390.75	Sc	U2	354.77	Zr	U3
390.30	Mo	U1	353.17	Dy II	V1
389.18	Ba	V4	352.98	Co	U3
388.86	He	U2	352.94	Tl	U4
388.63	Fe	U5	352.69	Co	U4

TABLE 7.19 Sensitive Lines of the Elements (*Continued*)

Wavelength, nm	Element	Sensitivity	Wavelength, nm	Element	Sensitivity
352.45	Ni	U2	324.75	Cu	U1
351.96	Zr	U3	324.27	Pd	U4
351.92	Tl	U2	323.45	Cr	V3
351.69	Pd	U3	323.26	Li	U3
351.36	Ir	U2	323.06	Er II	V2
350.92	Tb II	V1	322.08	Ir	U1
350.63	Co	U3	318.54	V	U3
350.23	Co	U2	318.40	V	U2
349.89	Ru	U2	317.93	Ca II	V3
349.62	Zr II	V3	316.34	Nb II	V1
349.41	Er II	V1	315.89	Ca II	V4
348.11	Pd	U5	313.26	Mo	U2
347.40	Ni	U3	313.13	Tm II	V1
346.47	Re	U2	313.11	Be	U1
346.05	Re	U1	313.04	Be	U2
345.60	Ho II	V2	311.84	V II	V4
345.58	Co	U5	311.07	V II	V3
345.19	Re	U3	310.23	V II	V2
345.14	B II	V2	309.42	Nb II	V1
344.36	Co	U2	309.31	V II	V1
344.06	Fe	U2	309.27	Al	U3
343.82	Zr II	V2	308.22	Al	U4
343.67	Ru	U2	307.76	Lu II	V2
343.49	Rh	U1	307.29	Hf	U1
342.83	Ru	U4	306.77	Bi	U3
342.12	Pd	U3	306.47	Pt	U1
341.48	Ni	U3	303.94	In	U4
341.23	Co	U4	303.90	Ge	U2
340.78	Dy II	V2	303.41	Sn	U3
340.51	Co	U2	302.06	Fe	U3
340.46	Pd	U2	300.91	Sn	U4
339.90	Ho II	V1	294.91	Mn II	V4
339.20	Zr II	V1	294.44	W	U5
338.29	Ag	U2	294.36	Ga	U3
337.28	Ti II	V3	294.02	Ta	U3
336.12	Ti II	V2	293.30	Mn II	V4
335.05	Gd II	V1	292.98	Pt	U3
334.94	Ti II	V1	292.45	Nd	U2
334.50	Zn	U2	292.40	V II	V1
334.19	Ti	U4	290.91	Os	U2
332.11	Be	U3	289.80	Bi	U2
331.12	Ta	U3	289.10	Mo II	V4
330.03	Na	U6	288.16	Si	U1
330.26	Zn	U3	287.42	Ga	U4
330.23	Na	U5	287.15	Mo II	V3
328.94	Yb II	V1	286.33	Sn	U2
328.23	Zn	U5	286.04	As	U2
328.07	Ag	U1	285.21	Mg	U1
327.40	Cu	U2	284.82	Mo II	V2
326.95	Ge	U3	284.00	Sn	U1
326.23	Sn	U3	283.73	Th II	V1
326.11	Cd	U1	283.58	Cr II	V2
325.61	In	U3	283.31	Pb	U3

TABLE 7.19 Sensitive Lines of the Elements (*Continued*)

Wavelength, nm	Element	Sensitivity	Wavelength, nm	Element	Sensitivity
283.16	Si II	V1	239.56	Fe II	V2
283.03	Pt	U3	238.89	Co II	V2
281.62	Al II	V2	238.58	Te	U2
281.61	Mo II	V1	238.32	Te	U3
280.27	Mg II	V2	238.20	Fe II	V1
280.20	Pb	U4	234.90	As	U4
279.83	Mn	U3	234.86	Be	U1
279.55	Mg II	V1	232.00	Ni	U2
279.48	Mn	U3	231.60	Ni II	V1
279.08	Mg II	V2	231.15	Sb	U1
278.02	As	U1	230.61	In II	V1
277.34	Hf II	V1	228.81	As	U5
276.78	Tl	U4	228.80	Cd	U2
272.44	W	U4	228.71	Ni II	V1
271.90	Fe	U5	228.62	Co II	V1
271.47	Ta	U1	228.23	Os II	V2
270.65	Sn	U4	227.66	Bi	U3
267.72	Cr II	V1	227.02	Ni II	V2
267.60	Au	U2	226.50	Cd II	V2
266.92	Al II	V1	226.45	Ni II	V3
265.95	Pt	U1	225.58	Os II	V1
265.12	Ge	U1	225.39	Ni II	V4
265.05	Ba	U2	224.70	Cu II	V3
264.75	Ta	U2	224.64	Ag II	V3
263.87	Hf II	V1	224.60	Sn	U1
263.71	Os	U1	224.27	Ir II	V1
260.57	Mn II	V3	223.06	Bi	U1
259.94	Fe II	V1	220.35	Pb II	V1
259.81	Sb	U2	219.87	Ge II	V2
259.37	Mn	U2	219.23	Cu II	V2
257.61	Mn II	V1	217.58	Sb	U2
256.37	Mn II	V2	217.00	Pb II	V1
255.33	P	U3	214.44	Cd II	V1
255.24	Sc II	V3	214.42	Pt II	V1
253.65	Hg	U1	214.27	Te	U1
253.57	P	U1	213.86	Zn	U1
252.85	Si	U2	213.62	P	U1
252.29	Fe	U3	213.60	Cu II	V1
251.61	Si	U3	212.68	Ir II	V1
250.69	Si	U4	209.48	W II	V2
250.20	Zn II	V4	209.43	Ge II	V1
249.77	B	U1	208.88	Ir	U1
249.68	B	U2	207.91	W II	V1
248.33	Fe	U3	207.48	Se	U4
247.86	C	U2	206.83	Sb	U1
245.65	As	U4	206.28	Se	U3
243.78	Ag II	V2	206.19	Zn II	V2
242.80	Au	U1	203.99	Se	U1
241.05	Fe II	V4	203.84	Mo II	V3
240.73	Co	U1	202.55	Zn II	V1
240.49	Fe	V3	202.03	Mo II	V2
240.27	Ru	V1	197.31	Re II	V1
240.06	Ta II	V1	197.20	As	U3

TABLE 7.19 Sensitive Lines of the Elements (*Continued*)

Wavelength, nm	Element	Sensitivity	Wavelength, nm	Element	Sensitivity
196.03	Se	U2	183.00	I	U2
194.23	Hg II	V1	182.59	B II	V2
193.76	As	U1	180.73	S	U1
193.09	C	U1	178.38	I	U1
190.86	Tl II	V1	178.28	P	U1
189.99	Sn II	V1	154.07	Br II	V4
189.04	As	U2	134.72	Cl II	V1

are steady-state techniques, are compared with the electrothermal or furnace technique which uses the entire sample and detects an absolute amount of the analyte element. To compare the several methods on the basis of concentration, the furnace detection limits assume a 20- μL sample.

Data for the several flame methods assume an acetylene–nitrous oxide flame residing on a 5- or 10-cm slot burner. The sample is nebulized into a spray chamber placed immediately ahead of the burner. Detection limits are quite dependent on instrument and operating variables, particularly the detector, the fuel and oxidant gases, the slit width, and the method used for background correction and data smoothing.

7.4.1 Some Common Spectroscopic Relationships

7.4.1.1 Electromagnetic Radiation. Electromagnetic radiation travels in straight lines in a uniform medium, has a velocity of $299\,792\,500\text{ m}\cdot\text{s}^{-1}$ in a vacuum, and possesses properties of both a wave motion and a particle (photon). *Wavelength* λ is the distance from crest to crest; *frequency* ν is the number of waves passing a fixed point in a unit length of time. Wavelength and frequency are related by the relation

$$c = \lambda\nu$$

where c is the velocity of light (in a vacuum). In any material medium the speed of propagation is smaller than this and is given by the product nc , where n is the refractive index of the medium.

Radiation is absorbed or emitted only in discrete packets called photons and quanta:

$$E = h\nu$$

where E is the energy of the quantum and h is Planck's constant.

The relation between energy and mass is given by the *Einstein equation*:

$$\Delta E = \Delta mc^2$$

where ΔE is the energy release and Δm is the loss of mass. Strictly, the mass of a particle depends on its velocity, but here the masses are equated to their rest masses (at zero velocity).

The *Wien displacement law* states that the wavelength of maximum emission, λ_m , of a blackbody varies inversely with absolute temperature; the product $\lambda_m T$ remains constant. When λ_m is expressed in micrometers, the law becomes

$$\lambda_m T = 2898$$

In terms of σ_m , the wavenumber of maximum emission:

$$\sigma_m = 3.48T$$

Another useful version is $h\nu_m = 5kT$, where k is the Boltzmann constant.

Stefan's law states that the total energy J radiated by a blackbody per unit time and area (power per unit area) varies as the fourth power of the absolute temperature:

$$J = aT^{-4}$$

where a is a constant whose value is $5.67 \times 10^{-8} \text{ W} \cdot \text{m}^{-2} \cdot \text{K}^{-4}$.

The relationship between the voltage of an X-ray tube (or other energy source), in volts, and the wavelength is given by the *Duane-Hunt equation*:

$$\lambda = \frac{hc}{eV} = \frac{12\,398}{V}$$

where the wavelength is expressed in angstrom units.

7.4.1.2 Laws of Photometry. The time rate at which energy is transported in a beam of radiant energy is denoted by the symbol P_0 for the incident beam, and by P for the quantity remaining unabsorbed after passage through a sample or container. The ratio of radiant power transmitted by the sample to the radiant power incident on the sample is the *transmittance* T :

$$T = \frac{P}{P_0}$$

The logarithm (base 10) of the reciprocal of the transmittance is the *absorbance* A :

$$A = -\log T = \log \left(\frac{1}{T} \right)$$

When a beam of monochromatic light, previously rendered plane parallel, enters an absorbing medium at right angles to the plane-parallel surfaces of the medium, the rate of decrease in radiant power with the length of light path (cuvette interior) b , or with the concentration of absorbing material C (in grams per liter) will follow the exponential progression, often referred to as *Beer's law*:

$$T = 10^{-abC} \quad \text{or} \quad A = abC$$

where a is the absorptivity of the component of interest in the solution. When C is expressed in moles per liter,

$$T = 10^{-\epsilon bC} \quad \text{or} \quad A = \epsilon bC$$

where ϵ is the molar absorptivity.

The total fluorescence (or phosphorescence) intensity is proportional to the quanta of light absorbed, $P_0 - P$, and to the efficiency ϕ , which is the ratio of quanta absorbed to quanta emitted:

$$F = (P_0 - P)\phi = P_0\phi(1 - e^{-\epsilon bC})$$

When the terms ϵbC is not greater than 0.05 (or 0.01 in phosphorescence),

$$F = k\phi P_0 \epsilon bC$$

where the term k has been introduced to handle instrumental artifacts and the geometry factor because fluorescence (and phosphorescence) is emitted in all directions but is viewed only through a limited aperture.

The thickness of a transparent film or the path length of infrared absorption cells b , in centimeters, is given by

$$b = \frac{1}{2n_D} \left(\frac{n}{\bar{\nu}_1 - \bar{\nu}_2} \right)$$

where n is the number of fringes (peaks or troughs) between two wavenumbers $\bar{\nu}_1$ and $\bar{\nu}_2$, and n_D is the refractive index of the sample material (unity for the air path of an empty cuvette). If measurements are made in wavelength, as micrometers, the expression is

$$b = \frac{1}{2n_D} \left(\frac{n\lambda_1\lambda_2}{\lambda_2 - \lambda_1} \right)$$

7.4.1.3 Grating Equation. The light incident on each groove is diffracted or spread out over a range of angles, and in certain directions reinforcement or constructive interference occurs, as stated in the grating formula:

$$m\lambda = b(\sin i \pm \sin r)$$

where b is the distance between adjacent grooves, i is the angle of incidence, r is the angle of reflection (both angles relative to the grating normal), and m is the order number. A positive sign applies where incoming and emergent beams are on the same side of the grating normal.

The *blaze wavelength* is that wavelength for which the angle of reflectance from the groove face and the angle of reflection (usually the angle of incidence) from the grating are identical.

The *Bragg equation*

$$m\lambda = 2d \sin \theta$$

states the condition for reinforcement of reflection from a crystal lattice, where d is the distance between each set of atomic planes and θ is the angle of reflection.

7.4.1.4 Ionization of Metals in a Plasma. A loss in spectrochemical sensitivity results when a free metal atom is split into a positive ion and an electron:



The degree of ionization, α_i , is defined as

$$\alpha_i = \frac{[M^+]}{[M^+] + [M]}$$

At equilibrium, when the ionization and recombination rates are balanced, the ionization constant K_i (in atm) is given by

$$K_i = \frac{[M^+][e^-]}{[M]} = \left(\frac{\alpha_i^2}{1 - \alpha_i^2} \right) p_{\Sigma M}$$

where $p_{\Sigma M}$ (in atm) is the total atom concentration of metal in all forms in the plasma.

The ionization constant can be calculated from the *Saha equation*:

$$\log K_i = -5040 \frac{E_i}{T} + \frac{5}{2} \log T - 6.49 + \log \frac{g_{M^+} g_{e^-}}{g_M}$$

where E_i is the ionization potential of the metal in eV (Table 4.2), T is the absolute temperature of the plasma (in kelvins), and the g terms are the statistical weights of the ionized atom, the electron, and the neutral atom. For the alkali metals the final term is zero; for the alkaline earth metals, it is 0.6.

To suppress the ionization of a metal, another easily ionized metal (denoted a *deionizer* or *radiation buffer*) is added to the sample. To ensure that ionization is suppressed for the test element, the product (K_i)_M P_M of the deionizer must exceed the similar product for the test element one hundred-fold (for 1 percent residual ionization of the test element).

7.5 INFRARED SPECTROSCOPY

TABLE 7.20 Absorption Frequencies of Single Bonds to Hydrogen

Abbreviations Used in the Table

m, moderately strong	var, of variable strength
m-s, moderate to strong	w, weak
s, strong	w-m, weak to moderately strong

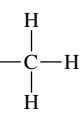
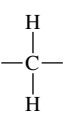
Group	Band, cm ⁻¹	Remarks
Saturated C—H		
	2975–2950 (s) 2885–2865 (w) 1450–1260 (m)	Two or three bands usually; asymmetrical and symmetrical CH stretching, respectively. In presence of double bond adjacent to CH ₃ group symmetrical band splits into two. Sensitive to adjacent negative substituents
 acyclic	ca 2930 (s) 2870–2840 (w) 1480–1440 (m) ca 720 (w)	Frequency increased in strained systems. Symmetrical band splits into two bands when double bond adjacent. Scissoring mode Rocking mode
Alkane residues attached to carbon		
Cyclopropane	ca 3050 (w) 540–500 470–460 (s)	CH stretching Aliphatic cyclopropanes
Cyclobutanes	580–490 (s)	Alkyl derivatives: 550–530 cm ⁻¹
Cyclopentanes	595–490 (s)	Alkyl derivatives: 585–530 cm ⁻¹

TABLE 7.20 Absorption Frequencies of Single Bonds to Hydrogen (*Continued*)

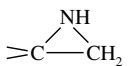
Group	Band, cm^{-1}	Remarks
Alkane residues attached to carbon (<i>continued</i>)		
$\text{>C}(\text{CH}_3)_2$	ca 1380 (m) 1175–1165 (m) 1150–1130 (m)	A roughly symmetrical doublet If no H on central carbon, then one band at ca 1190 cm^{-1}
$\text{—C}(\text{CH}_3)_3$	1395–1385 (m) 1365 (s)	Split into two bands
Aryl- CH_3 Aryl- C_2H_5 Aryl- C_3H_7 (or C_4H_9)	390–260 (m) 565–540 (m-s) 585–565 (m)	Two bands
$\text{—}(\text{CH}_2)_n\text{—}$ $n = 1$ $n = 2$ $n = 3$ $n \geq 4$	785–770 (w-m) 745–735 (w-m) 735–725 (w-m) 725–720 (w-m)	Rocking vibrations
Alkane residues attached to miscellaneous atoms		
Epoxide C—H 	ca 3050 (m-s) ca 3050 (m-s)	
$\text{—CH}_2\text{—halogen}$	ca 3050 (m-s) 1435–1385 (m) 1300–1240 (s)	Halogens except fluorine
—CHO	2900–2800 (w) 2775–2700 (w) 1420–1370 (m)	
—CO—CH_3	3100–2900 (w) 1450–1400 (s) 1360–1355 (s)	
—O—CH_3 ethers	2835–2810 (s) 1470–1430 (m-s) ca 1030 (w-m)	Two bands
$\text{—O—C}(\text{CH}_3)_3$	1200–1155 (s)	
$\text{—O—CH}_2\text{—O—}$	2790–2770 (m)	
$\text{—O—CH}_2\text{—}$ esters	1475–1460 (m-s) 1470–1435 (m-s)	Acyclic esters. Frequency increased ca 30 cm^{-1} for cyclic and small ring systems.

TABLE 7.20 Absorption Frequencies of Single Bonds to Hydrogen (*Continued*)

Group	Band, cm ⁻¹	Remarks
Alkane residues attached to miscellaneous atoms (<i>continued</i>)		
—O—CO—CH ₃	1450–1400 (s) 1385–1365 (s) 1360–1355 (s)	Acetate esters The high intensity of these bands often dominates this region of the spectrum.
—CH ₂ — $\overset{ }{\text{C}}=\text{C}<$	1445–1430 (m)	
—CH ₂ —SO ₂ —	ca 1250 (m)	
P—CH ₃ Se—CH ₃ B—CH ₃	1320–1280 (s) ca 1280 (m) 1460–1405 (m)	
Si—CH ₃ Sn—CH ₃ Pb—CH ₃ As—CH ₃ Ge—CH ₃ Sb—CH ₃ Bi—CH ₃ —CH ₂ —(Cd, Hg, Zn, Sn)	1320–1280 (m) 1265–1250 (m–s) 1200–1180 (m) 1170–1155 (m) 1265–1240 (m) 1240–1230 (m) 1215–1195 (m) 1165–1145 (m) 1430–1415 (m)	
N—CH ₃ and N—CH ₂ — N—CH ₂ —CH ₂ —N N—CH ₃ Amine · HCl Amino acid · HCl Amides N—CH ₂ — amides	2820–2780 (s) 1440–1390 (m) 1480–1450 (s) 1475–1395 (m) 1490–1480 (m) 1420–1405 (s) ca 1440 (m)	Ethylenediamine complexes Ethylenediamine complexes
S—CH ₃	2990–2955 (m–s) 2900–2865 (m–s) 1440–1415 (m) 1325–1290 (m) 1030–960 (m) 710–685 (w–m)	
S—CH ₂ —	2950–2930 (m) 2880–2845 (m) 1440–1415 (m) 1270–1220 (s)	
—C≡CH	ca 3300 (s) 700–600	Sharp Bending
$\begin{array}{c} \diagup \\ \text{C}=\text{C} \\ \diagdown \end{array} \text{H}$	3040–3010 (m)	

TABLE 7.20 Absorption Frequencies of Single Bonds to Hydrogen (*Continued*)

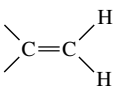
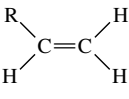
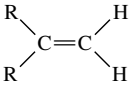
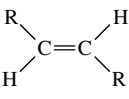
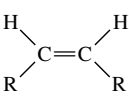
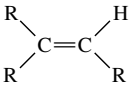
Group	Band, cm ⁻¹	Remarks
Alkane residues attached to miscellaneous atoms (<i>continued</i>)		
	3095–3075 (m) 2985–2970 (m)	CH stretching sometimes obscured by much stronger bands of saturated CH groups
	995–980 (s) 940–900 (s) ca 635 (s) 485–445 (m-s)	
	895–885 (s) 560–530 (s) 470–435 (m)	
	980–955 (s) 455–370 (m-s)	
	730–655 (m) 670–455 (s)	
	850–790 (m) 570–515 (s) 525–470 (s)	
—O—CH=CH ₂	965–960 (s) 945–940 (m) 820–810 (s)	
—S—CH=CH ₂	ca 965 (s) ca 860 (s)	
—CO—CH=CH ₂	995–980 (s) 965–955 (m)	
—CO—OCH=CH ₂	950–935 (s) 870–850 (s)	
—CO—C=CH ₂	ca 930 (s)	
—CO—OC=CH ₂	880–865	
—O—CH=CH— <i>trans</i>	940–920 (s)	
—CO—CH=CH— <i>trans</i>	ca 990 (s)	
Hydroxyl group O—H compounds		
Primary aliphatic alcohols	3640–3630 (s) 1350–1260 (s) 1085–1030 (s)	Only in very dilute solutions in nonpolar solvents OH bending Also broad band at 700–600 cm ⁻¹

TABLE 7.20 Absorption Frequencies of Single Bonds to Hydrogen (*Continued*)

Group	Band, cm^{-1}	Remarks
Hydroxyl group O—H compounds (<i>continued</i>)		
Secondary aliphatic alcohols	3625–3620 (s) 1350–1260 (s) 1125–1085 (s)	See comments under primary aliphatic alcohols Also for α -unsaturated and cyclic tertiary aliphatic alcohols
Tertiary aliphatic alcohols	3620–3610 (s) 1410–1310 (s) 1205–1125 (s)	See comments under primary aliphatic alcohols
Aryl—OH	ca 3610 (s) 1410–1310 (s) 1260–1180 (s) 1085–1030 (s)	See comments under primary aliphatic alcohols Also for unsaturated secondary aliphatic alcohols
Carboxylic acids	3300–2500 (w–m) 995–915 (s)	Broad Broad diffuse band
Enol form of β -diketones	2700–2500 (var)	Broad
Free oximes	3600–3570 (w–m)	Shoulder
Free hydroperoxides	3560–3530 (m)	
Peroxy acids	ca 3280 (m)	
Phosphorus acids	2700–2560 (m)	Broad
Water in solution	3710	When solution is damp
Intermolecular H bond		
Dimeric	3600–3500	Rather sharp. Absorptions arising from H bond with polar solvents also appear in this region.
Polymeric	3400–3200 (s)	Broad
Intramolecular H bond		
Polyvalent alcohols	3600–3500 (s)	Sharper than dimeric band above
Chelation	3200–2500	Broad and occasionally weak; the lower the frequency, the stronger the intramolecular bond
Water of crystallation (solid state spectra)	3600–3100 (w)	Usually a weak band at 1640–1615 cm^{-1} also. Water in trace amounts in KBr disks shows a broad band at 3450 cm^{-1} .

TABLE 7.20 Absorption Frequencies of Single Bonds to Hydrogen (*Continued*)

Group	Band, cm^{-1}	Remarks
Amine, imine, ammonium, and amide N—H		
Primary amines	3550–3300 (m)	Two bands in this range
Aliphatic	1650–1560 (m)	
	1090–1020 (w–m)	With α -carbon branching at 795 cm^{-1} and strong
	850–810 (w–m)	
	495–445 (m–s)	Broad
	ca 290 (s)	Broad
Aromatic	1350–1260 (s)	Also for secondary aryl amines
	445–345	
Amino acids	3100–3030 (m)	Values for solid states; broad bands also (but not always) near 2500 and 200 cm^{-1}
	2800–2400 (m)	Number of sharp bands; dilute solution
	1625–1560 (m)	
	1550–1550 (m)	
Amino salts	3550–3100 (m)	Values for solid state
	ca 3380	Dilute solutions
	ca 3280	
Secondary amines	3550–3400 (w)	Only one band, whereas primary amines show two bands
	1580–1490 (w)	Often too weak to be noticed
	1190–1170 (m)	
	1145–1130 (m)	
	455–405 (w–m)	
Salts	ca 2500	Sharp; broad values for solid state
	ca 2400	Sharp; broad values for solid state
	1620–1560 (m–s)	
Tertiary amines $\text{R}_1\text{R}_2\text{R}_3\text{NH}^+$	2700–2250	Group of relatively sharp bands; broad bands in solid state
Ammonium ion	3300–3030 (s)	Group of bands
	1430–1390 (s)	
Imines $=\text{N}=\text{H}$	3350–3310 (w)	Aliphatic
	3490 (s)	Aryl
	3490 (s)	Pyrroles, indoles; band sharp
Imine salts	2700–2330 (m–s)	Dilute solutions
	2200–1800 (m)	One or more bands; useful to distinguish from protonated tertiary amines
Primary amide $-\text{CONH}_2$	ca 3500 (m)	Lowered ca 150 cm^{-1} in the solid state and on H bonding; often several bands
	ca 3400 (m)	$3200\text{--}3050\text{ cm}^{-1}$
Secondary amide $-\text{CONH}-$	3460–3400 (m)	Two bands; lowered on H bonding and in solid state. Only one band with lactams
	3100–3070 (w)	Extra band with bonded and solid-state samples

TABLE 7.20 Absorption Frequencies of Single Bonds to Hydrogen (*Continued*)

Group	Band, cm ⁻¹	Remarks
Miscellaneous R—H		
—S—H	2600–2550 (w)	Weaker than OH and less affected by H bonding
P—H	2440–2350 (m)	Sharp
$\begin{array}{c} \text{O} \\ \parallel \\ \text{P} \\ \diagdown \\ \text{OH} \end{array}$	2700–2560 (m)	Associated OH
R—D	100/137 times the corresponding RH frequency	Useful when assigning RH bands; deuteration leads to a known shift to lower frequency

TABLE 7.21 Absorption Frequencies of Triple Bonds*Abbreviations Used in the Table*

m, moderately strong	var, of variable strength
m–s, moderate to strong	w–m, weak to moderately strong
s, strong	

Group	Band, cm ⁻¹	Remarks
Alkynes		
Terminal	3300 (s) 2140–2100 (w–m)* 1375–1225 (w–m) 695–575 (m–s)	CH stretching C≡C stretching Two bands if molecule has axial symmetry
Nonterminal	ca 630 (s) 2260–2150 (var)*	Alkyl monosubstituted Symmetrical or nearly symmetrical substitution makes the C≡C stretching frequency inactive. When more than one C≡C linkage is present, and sometimes when there is only one, there are frequently more absorption bands in this region than there are triple bonds to account for them.
R ₁ —C≡C—R ₂	540–465 (m)	The longer the chain, the lower the frequency
Aryl—C≡C—	ca 550 (m) ca 350 (var)	
—C≡C—halogen (Cl, Br, I)	185–160 (var)	

* Conjugation with olefinic or acetylenic groups lowers the frequency and raises the intensity. Conjugation with carbonyl groups usually has little effect on the position of absorption.

TABLE 7.21 Absorption Frequencies of Triple Bonds (*Continued*)

Group	Band, cm ⁻¹	Remarks
Nitriles —C≡N	2260–2200 (var)	Stronger and toward the lower end of the range when conjugated; occasionally very weak or absent
Aliphatic	580–555 (m–s) 560–525 (m–s) 390–350 (s)	
Aromatic	580–540 (s) 430–380 (m)	
Isonitriles R—N ⁺ ≡C ⁻ or R—N=C:	2175–2150 (s) 2150–2115 (s) 1595	Very sensitive to changes in substituents Not found for nitriles
Cyanamides >N—C≡N ⇌ >N ⁺ —C=N ⁻	2225–2210 (s)	
Thiocyanates R—S—C≡N	2175–2140 (s) 404–400 (s) ca 600 (m–s)	Aryl thiocyanates at the upper end of the range, alkyl at the lower end Aliphatic derivatives
Nitrile <i>N</i> -oxides —C≡N→O	2305–2285 (s) 1395–1365 (s)	Aryl derivatives
Diazonium salts R—N≡N	2300–2230 (m–s)	
Selenocyanates R—Se—C≡N	ca 2160 (m–s) 545–520 ca 390 ca 350	

TABLE 7.22 Absorption Frequencies of Cumulated Double Bonds*Abbreviations Used in the Table*

m-s, moderate to strong vs, very strong
 s, strong w, weak

Group	Band, cm ⁻¹	Remarks
Carbon dioxide O=C=O	2349 (s)	Appears in many spectra as a result of inequalities in path length
Isocyanates —N=C=O	2275–2250 (vs)	Position unaffected by conjugation
Isoselenocyanates —N=C=Se	2200–2000 (s) 675–605	Broad; usually two bands
Azides —N ₃ or —N= ⁺ N= ⁻ N	2140–2030 (s) 1340–1180 (w)	Not observed for ionic azides
—N=C=N—	2155–2130 (s)	Split into unsymmetrical doublet by conjugation with aryl groups: 2145–2125 (vs) and 2115–2105 (vs)
Isothiocyanates —N=C=S	2140–1990 (vs) 649–600 (m-s) 565–510 (m-s) 470–440 (m-s)	Broad; usually a doublet
Ketenes >C=C=O	ca 2150 (s)	
Ketenimines C=C=N—	2050–2000 (s)	
Allenes >C=C=C<	2000–1915 (m-s)	Two bands when terminal allene or when bonded to electron-attracting groups
Thionylamines —N=S=O	1300–1230 (s) 1180–1110 (s)	
Diazoalkanes R ₂ C= ⁺ N= ⁻ N —CH= ⁺ N= ⁻ N	2030–2000 (s) 2050–2035 (s)	
Diazoketones —CO—CH= ⁺ N= ⁻ N	2100–2080 2075–2050	Monosubstituted Disubstituted

TABLE 7.23 Absorption Frequencies of Carbonyl Bands*All bands quoted are strong.*

Groups	Band, cm^{-1}	Remarks
Acid anhydrides —CO—O—CO—		
Saturated	1850–1800 1790–1740	Two bands usually separated by about 60 cm^{-1} . The higher-frequency band is more intense in acyclic anhydrides, and the lower-frequency band is more intense in cyclic anhydrides.
Aryl and α,β -unsaturated	1830–1780 1790–1710	
Saturated five-ring	1870–1820 1800–1750	
All classes	1300–1050	One or two strong bands due to CO stretching
Acid chlorides —COCl		
Saturated	1815–1790	Acid fluorides higher, bromides and iodides lower
Aryl and α,β -unsaturated	1790–1750	
Acid peroxide CO—O—O—CO—		
Saturated	1820–1810 1800–1780	
Aryl and α,β -unsaturated	1805–1780 1785–1755	
Esters and lactones —CO—O—		
Saturated	1750–1735	
Aryl and α,β -unsaturated	1730–1715	
Aryl and vinyl esters C=C—O—CO—alkyl	1800–1750	The C=C stretching band also shifts to higher frequency.
Esters with electronegative α substituents; e.g., >CCl—CO—O—	1770–1745	
α -Keto esters	1755–1740	
Six-ring and larger lactones	Similar values to the corresponding open-chain esters	
Five-ring lactone	1780–1760	
α,β -Unsaturated five-ring lactone	1770–1740	When α -CH is present, there are two bands, the relative intensity depending on the solvent.
β,γ -Unsaturated five-ring lactone, vinyl ester type	ca 1800	
Four-ring lactone	ca 1820	
β -Keto ester in H bonding enol form	ca 1650	Keto from normal; chelate-type H bond causes shift to lower frequency than the normal ester. The C=C band is strong and is usually near 1630 cm^{-1} .
All classes	1300–1050	Usually two strong bands due to CO stretching

TABLE 7.23 Absorption Frequencies of Carbonyl Bands (*Continued*)

Groups	Band, cm^{-1}	Remarks
Aldehydes — CHO (See also Table 7.49 for C—H.) All values given below are lowered in liquid-film or solid-state spectra by about 10–20 cm^{-1} . Vapor-phase spectra have values raised about 20 cm^{-1} .		
Saturated	1740–1720	
Aryl	1715–1695	<i>o</i> -Hydroxy or amino groups shift this value to 1655–1625 cm^{-1} because of intramolecular H bonding.
α,β -Unsaturated	1705–1680	
$\alpha,\beta,\gamma,\delta$ -Unsaturated	1680–1660	
β -Ketoaldehyde in enol form	1670–1645	Lowering caused by chelate-type H bonding
Ketones >C=O All values given below are lowered in liquid-film or solid-state spectra by about 10–20 cm^{-1} . Vapor-phase spectra have values raised about 20 cm^{-1} .		
Saturated	1725–1705	
Aryl	1700–1680	
α,β -Unsaturated	1685–1665	
$\alpha,\beta,\alpha',\beta'$ -Unsaturated and diaryl	1670–1660	
Cyclopropyl	1705–1685	
Six-ring ketones and larger	Similar values to the corresponding open-chain ketones	
Five-ring ketones	1750–1740	α,β Unsaturation, $\alpha,\beta,\alpha',\beta'$ unsaturation, etc., have a similar effect on these values as on those of open-chain ketones.
Four-ring ketones	ca 1780	
α -Halo ketones	1745–1725	Affected by conformation; highest values are obtained when both halogens are in the same plane as the C=O.
α,α' -Dihalo ketones	1765–1745	
1,2-Diketones, <i>syn-trans</i> -open chains	1730–1710	Antisymmetrical stretching frequency of both C=O's. The symmetrical stretching is inactive in the infrared but active in the Raman.
<i>syn-cis</i> -1,2-Diketones, six-ring	1760 and 1730	
<i>syn-cis</i> -1,2-Diketones, five-ring	1775 and 1760	

TABLE 7.23 Absorption Frequencies of Carbonyl Bands (*Continued*)

Groups	Band, cm^{-1}	Remarks
Ketones >C=O (<i>continued</i>) <i>o</i> -Amino-aryl or <i>o</i> -hydroxy-aryl ketones	1655–1635	Low because of intramolecular H bonding. Other substituents and steric hindrance affect the position of the band.
Quinones	1690–1660	C=C band is strong and is usually near 1600 cm^{-1} .
Extended quinones	1655–1635	
Tropone	1650	Near 1600 cm^{-1} when lowered by H bonding as in tropolones
Carboxylic acids $\text{—CO}_2\text{H}$ All types	3000–2500	OH stretching: a characteristic group of small bands due to combination bands
Saturated	1725–1700	The monomer is near 1760 cm^{-1} , but is rarely observed. Occasionally both bands, the free monomer, and the H-bonded dimer can be seen in solution spectra. Ether solvents give one band near 1730 cm^{-1} .
α,β -Unsaturated	1715–1690	
Aryl	1700–1680	
α -Halo-	1740–1720	
Carboxylate ions —CO_2^- Most types	1610–1550 1420–1300	Antisymmetrical and symmetrical stretching, respectively
Amides $\text{—CO—N}<$ (See also Table 7.49 for NH stretching and bending.)		
Primary —CONH_2		
In solution	ca 1690	Amide I; C=O stretching
Solid state	ca 1650	
In solution	ca 1600	Amide II: mostly NH bending
Solid state	ca 1640	Amide I is generally more intense than amide II. (In the solid state, amides I and II may overlap.)
Secondary —CONH—		
In solution	1700–1670	Amide I
Solid state	1680–1630	
In solution	1550–1510	Amide II; found in open-chain amides only
Solid state	1570–1515	Amide I is generally more intense than amide II.
Tertiary	1670–1630	Since H bonding is absent, solid and solution spectra are much the same.
Lactams		
Six-ring and larger rings	ca 1670	
Five-ring	ca 1700	Shifted to higher frequency when the N atom is in a bridged system
Four-ring	ca 1745	
R—CO—N—C=C		Shifted $+15\text{ cm}^{-1}$ by the additional double bond
C=C—CO—N		Shifted by up to $+15\text{ cm}^{-1}$ by the additional double bond. This is an unusual effect by α,β unsaturation. It is said to be due to the inductive effect of the C=C on the well-conjugated CO—N system, the usual conjugation effect being less important in such a system.

TABLE 7.23 Absorption Frequencies of Carbonyl Bands (*Continued*)

Groups	Band, cm^{-1}	Remarks
Imides —CO—N—CO—		
Cyclic six-ring	ca 1710 and ca 1700	Shift of $+15 \text{ cm}^{-1}$ with α,β unsaturation
Cyclic five-ring	ca 1770 and ca 1700	
Ureas N—CO—N		
RNHCONHR	ca 1660	
Six-ring	ca 1640	
Five-ring	ca 1720	
Urethanes R—O—CO—N	1740–1690	Also shows amide II band when nonsubstituted on N
Thioesters and Acids		
RCO—S—R'		
RCOSH	ca 1720	α,β -Unsaturated or aryl acid or ester shifted about -25 cm^{-1}
RCOS—alkyl	ca 1690	
RCOS—aryl	ca 1710	

7.5.1 Intensities of Carbonyl Bands

Acids generally absorb more strongly than esters, and esters more strongly than ketones or aldehydes. Amide absorption is usually similar in intensity to that of ketones but is subject to much greater variations.

7.5.2 Position of Carbonyl Absorption

The general trends of structural variation on the position of $\text{C}=\text{O}$ stretching frequencies may be summarized as follows:

1. The more electronegative the group X in the system $\text{R}-\text{CO}-\text{X}-$, the higher is the frequency.
2. α, β Unsaturation causes a lowering of frequency of 15 to 40 cm^{-1} , except in amides, where little shift is observed and that usually to higher frequency.
3. Further conjugation has relatively little effect.
4. Ring strain in cyclic compounds causes a relatively large shift to higher frequency. This phenomenon provides a remarkably reliable test of ring size, distinguishing clearly between four-, five-, and larger-membered-ring ketones, lactones, and lactams. Six-ring and larger ketones, lactones, and lactams show the normal frequency found for the open-chain compounds.
5. Hydrogen bonding to a carbonyl group causes a shift to lower frequency of 40 to 60 cm^{-1} . Acids, amides, enolized β -keto carbonyl systems, and *o*-hydroxyphenol and *o*-aminophenyl carbonyl compounds show this effect. All carbonyl compounds tend to give slightly lower values for the carbonyl stretching frequency in the solid state compared with the value for dilute solutions.
6. Where more than one of the structural influences on a particular carbonyl group is operating, the net effect is usually close to additive.

TABLE 7.24 Absorption Frequencies of Other Double Bonds*Abbreviations Used in the Table*

m, moderately strong vs, very strong
 m-s, moderate to strong w, weak
 var, of variable strength


Group	Band, cm^{-1}	Remarks
Alkenes >C=C<		
Nonconjugated	1680–1620 (w-m)	May be very weak if symmetrically substituted
Conjugated with aromatic ring	1640–1610 (m)	More intense than with unconjugated double bonds
Internal (ring) Carbons: $n = 3$ $n = 4$ $n = 5$ $n \geq 6$	3060–2995 (m) ca 1665 (w-m) ca 1565 (w-m) ca 1610 (w-m) 1370–1340 (s) 1650–1645 (w-m)	Highest frequencies for smallest ring Characteristic
Exocyclic $\text{C}=\text{C}(\text{CH}_2)_n$ $n = 2$ $n = 3$ $n \geq 4$	1780–1730 (m) ca 1680 (m) 1655–1650 (m)	
Fulvene 	1645–1630 (m) 1370–1340 (s) 790–765 (s)	
Dienes, trienes, etc.	1650 (s) and 1600 (s)	Lower-frequency band usually more intense and may hide or overlap the higher-frequency band
α,β -Unsaturated carbonyl compounds	1640–1590 (m)	Usually much weaker than the $\text{C}=\text{O}$ band
Enol esters, enol ethers, and enamines	1700–1650 (s)	
Imines, oximes, and amidines >C=N-		
Imines and oximes Aliphatic α,β -Unsaturated and aromatic Conjugated cyclic systems	1690–1640 (w) 1650–1620 (m) 1660–1480 (var) 960–930 (s)	NO stretching of oximes
Imino ethers -O-C=N-	1690–1640 (var)	Usually a strong doublet

TABLE 7.24 Absorption Frequencies of Other Double Bonds (*Continued*)

Group	Band, cm^{-1}	Remarks
Imines, oximes, and amidines >C=N- (<i>continued</i>)		
Imino thioethers -S-C=N=	1640–1605 (var)	
Imine oxides $\text{>C=N}^+\text{-}\bar{\text{O}}$	1620–1550 (s)	
Amidines >N-C=N-	1685–1580 (var)	
Benzamidines Aryl-C=N-N	1630–1590	
Guanidine $\begin{array}{c} \text{>N-C=N-} \\ \\ \text{N} \end{array}$	1725–1625 (s)	
Azines >C=N-N=C<	1670–1600	
Hydrazoketones -CO-C=N-N	1600–1530 (vs)	
Azo compounds -N=N-		
Azo -N=N- Aliphatic Aromatic <i>cis</i> <i>trans</i>	ca 1575 (var) ca 1510 (w) 1440–1410 (w)	Very weak or inactive
Azoxy $\begin{array}{c} \text{-}\overset{+}{\text{N}}=\text{N-} \\ \\ \text{O}^- \end{array}$ Aliphatic Aromatic	1590–1495 (m-s) 1345–1285 (m-s) 1480–1450 (m-s) 1340–1315 (m-s)	
Azothio $\text{-N=N}^+\text{-}\bar{\text{S}}\text{-}$	1465–1445 (w) 1070–1055 (w)	
Nitro compounds N=O		
Nitro C-NO_2 Aliphatic	ca 1560 (s) 1385–1350 (s)	The two bands are due to asymmetrical and symmetrical stretching of the N=O bond. Electron-withdrawing substituents adjacent to nitro group increase the frequency of the asymmetrical band and decrease that of the symmetrical frequency.

TABLE 7.24 Absorption Frequencies of Other Double Bonds (*Continued*)

Group	Band, cm^{-1}	Remarks
Nitro compounds $\text{N}=\text{O}$ (<i>continued</i>)		
Nitro $\text{C}-\text{NO}_2$ (<i>continued</i>) Aromatic	1570–1485 (s) 1380–1320 (s)	See above remark; also bulky orthosubstituents shift band to higher frequencies. Strong H bonding shifts frequency to lower end of range. Strong and sometimes at ca 750 cm^{-1}
	865–835 (s)	
	580–520 (var)	
	α,β -Unsaturated Nitroalkenes 1530–1510 (s) 1360–1335 (s)	
Nitrates $-\text{O}-\text{NO}_2$	1650–1625 (vs) 1285–1275 (vs) 870–855 (vs) 760–755 (w-m) 710–695 (w-m)	
Nitramines $\text{>N}-\text{NO}_2$	1630–1550 (s) 1300–1250 (s)	
Nitrates $-\text{O}-\text{N}=\text{O}$	1680–1610 (vs) 815–750 (s) 850–810 (s) 690–615 (s)	Two bands <i>Trans</i> form <i>Cis</i> form
Thionitrites $-\text{S}-\text{N}=\text{O}$	730–685 (m-s)	
Nitroso $\text{>C}-\text{N}=\text{O}$	1600–1500 (s)	
$\text{N}=\text{N}=\text{O}$ Aliphatic Aromatic	1530–1495 (m-s) 1480–1450 (m-s) 1335–1315 (m-s)	
Nitrogen oxides $\text{N}\rightarrow\text{O}$ Pyridine Pyrazine	1320–1230 (m-s) 1190–1150 (m-s) 1380–1280 (m-s) 1040–990 (m-s) ca 850 (m)	Affected by ring substituents

TABLE 7.25 Absorption Frequencies of Aromatic Bands*Abbreviations Used in the Table*

m, moderately strong var, of variable strength
 m-s, moderate to strong w-m, weak to moderately strong
 s, strong

Group	Band, cm^{-1}	Remarks
Aromatic rings	ca 1600 (m) ca 1580 (m) ca 1470 (m) ca 1510 (m)	Stronger when ring is further conjugated When substituent on ring is electron acceptor When substituent on ring is electron donor
Five adjacent H	900–860 (w-m) 770–730 (s) 720–680 (s) 625–605 (w-m) ca 550 (w-m)	Substituents: C=C, C≡C, C≡N
1,2-Substitution	770–735 (s) 555–495 (w-m) 470–415 (m-s)	
1,3-Substitution	810–750 (s) 560–505 (m) 460–415 (m-s)	490–460 cm^{-1} when substituents are electron-accepting groups
1,4-Substitution	860–800 (s) 650–615 (w-m) 520–440 (m-s)	520–490 cm^{-1} when substituents are electron-donating groups
1,2,3-Trisubstitution	800–760 (s) 720–685 (s) 570–535 (s) ca 485	
1,2,4-Trisubstitution	900–885 (m) 780–760 (s) 475–425 (m-s)	
1,3,5-Trisubstitution	950–925 (var) 865–810 (s) 730–680 (m-s) 535–495 (s) 470–450 (w-m)	
Pentasubstitution	900–860 (m-s) 580–535 (s)	
Hexasubstitution	415–385 (m-s)	

TABLE 7.26 Absorption Frequencies of Miscellaneous Bands*Abbreviations Used in the Table*

m, moderately strong	vs, very strong
m-s, moderate to strong	w, weak
s, strong	w-m, weak to moderately strong
var, of variable strength	

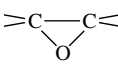
Group	Band, cm ⁻¹	Remarks
Ethers		
Saturated aliphatic $\equiv\text{C}-\text{O}-\text{C}\equiv$	1150–1060 (vs) 1140–900 (s)	Two peaks may be observed for branched chain, usually 1140–1110 cm ⁻¹ . Usually 930–900 cm ⁻¹ ; may be absent for symmetric ethers
Alkyl-aryl $\begin{array}{c} =\text{C}-\text{O}-\text{C}\equiv \\ \end{array}$	1270–1230 (vs) 1120–1020 (s)	$\equiv\text{CO}$ stretching CO stretching
Vinyl	1225–1200 (s)	Usually about 1205 cm ⁻¹
Diaryl $\begin{array}{c} =\text{C}-\text{O}-\text{C}= \\ \quad \end{array}$	1200–1120 (s) 1100–1050 (s)	
Cyclic	1270–1030 (s)	
Epoxides 	1260–1240 (m-s) 880–805 (m) 950–860 (var) 865–785 (m) 770–750 (m)	Monosubstituted <i>Trans</i> form <i>Cis</i> form Trisubstituted
Ketals and acetals	1190–1140 (s) 1195–1125 (s) 1100–1000 (s) 1060–1035 (s)	Strongest band Sometimes obscured
Phthalanes	915–895 (s)	
Aromatic methylenedioxy	1265–1235 (s)	
Peroxides		
$-\text{O}-\text{O}-$	900–830 (w) 1150–1030 (m-s) ca 1000 (m)	Alkyl Aryl

TABLE 7.26 Absorption Frequencies of Miscellaneous Bands (*Continued*)

Group	Band, cm^{-1}	Remarks
Sulfur compounds		
Thiols —S—H —CO—SH —CS—SH	2600–2450 (w) 840–830 (m) ca 860 (s)	Broad
Thiocarbonyl >C=S >N—C=S $\quad \quad $ —S—C=S $\quad \quad $	1200–1050 (s) 1570–1395 1420–1260 1140–940 ca 580 (s)	Behaves generally in manner similar to carbonyl band
Sulfoxides >S=O	1075–1040 (vs) 730–690 (var) 395–360 (var)	Halogen or oxygen atom bonded to sulfur increases the frequency.
Sulfones >SO_2	1360–1290 (vs) 1170–1120 (vs) 610–545 (m–s) 525–495 (m–s)	Halogen or oxygen atom bonded to sulfur increases the frequency.
Sulfonamides $\text{—SO}_2\text{—N<}$	1380–1330 (vs) 1170–1140 (vs) 950–860 (m) 715–700 (w–m)	
Sulfonates $\text{—SO}_2\text{—O—}$	1420–1330 (s) 1200–1145 (s)	May appear as doublet
Thiosulfonates $\text{—SO}_2\text{—S—}$	ca 1340 (vs)	
Sulfates $\text{—O—SO}_2\text{—O—}$ Primary alkyl salts Secondary alkyl salts	1415–1380 (s) 1200–1185 (s) 1315–1220 (s) 1140–1075 (m) 1270–1210 (vs) 1075–1050 (s)	Electronegative substituents increase frequencies. Strongly influenced by metal ion Doublet; both bands strongly influenced by metal ion

TABLE 7.26 Absorption Frequencies of Miscellaneous Bands (*Continued*)

Group	Band, cm ⁻¹	Remarks
Sulfur compounds (<i>continued</i>)		
Stretching frequencies of C—S and S—S bonds		
—S—CH ₃	710–685 (w–m)	
—S—CH ₂ —	660–630 (w–m)	
—S—CH<	630–600 (w–m)	
—S—C≡	600–570 (w–m)	
—S—aryl	1110–1070 (m)	
R—S—S—R	710–685 (w–m) 705–570 (w) 520–500 (w)	
Aryl—S—S—aryl	500–430 (w–m)	
Polysulfides	500–470 (w–m)	
CH ₂ —S—CH ₂ —	695–655 (w–m)	CSC stretching
(R—S) ₂ C=O	880–825 (s) 570–560 (var)	
—CO—S—	1035–935 (s)	
—CS—S	ca 580 (s)	
$\begin{matrix} & \text{S} \\ & \\ =\text{C} \\ & \\ & \text{S} \end{matrix}$	1050–900 (m–s) 980–850 (m–s) 900–800 (m–s)	Monoionic Ionic 1,1-dithiolates
Phosphorus compounds		
P—H	2455–2265 (m) 1150–965 (w–m)	Sharp. Phosphines lie in the region 2285–2265 cm ⁻¹ .
—PH ₂	1100–1085 (m) 1065–1040 (w–m) 940–910 (m)	
P—alkyl	795–650 (m–s)	
P—aryl	1130–1090 (s) 750–680 (s)	
P—O—alkyl	1050–970 (s)	Broad
P—O—aryl	1240–1190 (s)	
P—O—P	970–910	Broad
P=O	1350–1150 (s)	May appear as doublet
$\begin{matrix} \text{O} \\ \\ \text{P} \\ \\ \text{OH} \end{matrix}$	2725–2520 (w–m) 2350–2080 (w–m) 1740–1600 (w–m) 1335 (s) 1090–910 (s) 540–450 (w–m)	H-bonded; broad Broad; may be doublet for aryl acids P=O stretching

TABLE 7.26 Absorption Frequencies of Miscellaneous Bands (*Continued*)


Group	Band, cm ⁻¹	Remarks
Phosphorus compounds (<i>continued</i>)		
P=S	865–655 (m-s) 595–530 (var)	
	3100–3000 (w) 2360–2200 (w) 935–910 (s) 810–750 (m-s) 655585 (var)	PO stretching P=S stretching P=S stretching
Silicon compounds		
Si—H	2250–2100 (s) 985–800	SiH ₃ has two bands.
Si—C	860–760	Accompanied by CH ₂ rocking
Si—C≡	1280–1250 (s)	Sharp
Si—C ₂ H ₃	1250–1220 (m) 1020–1000 (m) 970–945 (m)	
Si—Aryl	1125–1090 (vs)	Splits into two bands when two aryl groups are attached to one silicon atom, but has only one band when three aryl groups attached
≡Si—OH	870–820	OH deformation band
≡Si—O—Si≡	1100–1000	
≡Si—N—Si≡	940–870 (s)	
≡Si—Cl	550–470 (s) 250–150	
▷SiCl ₂	595–535 (s) 540–460 (m)	
—SiCl ₃	625–570 (s) 535–450 (m)	
Boron compounds		
Boranes ▷BH or —BH ₂	2640–2450 (m-s) 2640–2570 (m-s) 2535–2485 (m-s) 2380–2315 (s) 2285–2265 (s) 2140–2080 (w-m) 2580–2450 (m)	Free H in BH Free H in BH ₂ plus second band In complexes; second band for BH ₂ Bridged H Borazoles and borazines

TABLE 7.26 Absorption Frequencies of Miscellaneous Bands (*Continued*)

Group	Band, cm^{-1}	Remarks
Boron compounds (<i>continued</i>)		
BH_4^-	2310–2195 (s)	Two bands
B—N	1550–1330 750–635	Borazines and borazoles
B—O	1390–1310 (s) 1280–1200	BO stretching Metal orthoborates
B—Cl B—Br	1090–890 (s)	Plus other bands at lower frequencies for BX_2 and BX_3
B—F	1500–840 (var)	Isotope splitting present
XBF_2	1500–1410 (s) 1300–1200 (s)	
X_2BF	1360–1300 (s)	
BF_3 complexes	1260–1125 (s) 1030–800 (s)	Band splitting may be added to isotopic splittings.
BF_4^-	ca 1030 (vs)	
Halogen compounds		
C—F Aliphatic, mono-F Aliphatic, di-F Aliphatic, poly-F Aromatic	1110–1000 (vs) 780–680 (s) 1250–1050 (vs) 1360–1090 (vs) 1270–1100 (m) 680–520 (m–s) 420–375 (var) 340–240 (s)	Two bands Number of bands
— CF_3 Aliphatic Aromatic	1350–1120 (vs) 780–680 (s) 680–590 (s) 600–540 (s) 555–505 (s) 1330–1310 (m–s) 600–580 (s)	
C—Cl Primary alkanes	730–720 (s) 685–680 (s) 660–650 (s)	

TABLE 7.26 Absorption Frequencies of Miscellaneous Bands (*Continued*)

Group	Band, cm ⁻¹	Remarks
Halogen compounds (<i>continued</i>)		
C—Cl (<i>continued</i>)		
Secondary alkanes	ca 760 (m) 675–655 (m–s) 615–605 (s)	
Tertiary alkanes	635–610 (m–s) 580–560 (m–s)	
Poly-Cl	800–700 (vs)	
Aryl:		
1,2-	1060–1035 (m)	
1,3-	1080–1075 (m)	
1,4-	1100–1090 (m)	
Chloroformates	ca 690 (s) 485–470 (s)	
Axial Cl	730–580 (s)	
Equatorial Cl	780–740 (s)	
C—Br		
Primary alkanes	645–635 (s) 565–555 (s) 440–430 (var)	
Secondary alkanes	620–605 (s) 590–575 (m–w) 540–530 (s)	
Tertiary alkanes	600–595 (m–s) 525–505 (s)	
Axial	690–550 (s)	
Equatorial	750–685 (s)	
Aryl:		
1,2-	1045–1025 (m)	
1,3-; 1,4-	1075–1065 (m)	
Other bands	400–260 (s) 325–175 (m–s) 290–225 (m–s)	
C—I		
Primary alkanes	600–585 (s) 515–500 (s)	
Secondary alkanes	ca 575 (s) 550–520 (s) 490–480 (s)	
Tertiary alkanes	580–560 (s) 510–485 (m) 485–465 (s)	
Aromatic	1060–1055 (m–s) 310–160 (s) 265–185	
Axial	ca 640 (s)	
Equatorial	ca 655 (s)	

TABLE 7.26 Absorption Frequencies of Miscellaneous Bands (*Continued*)

Group	Band, cm^{-1}	Remarks
Inorganic ions		
Ammonium	3300–3030	Several bands, all strong
Cyanate	2220–2130 (s)	
Cyanide	2200–2000	
Carbonate	1450–1410	
Hydrogen sulfate	1190–1160 (s) 1180–1000 (s) 880–840 (m)	
Nitrate	1410–1350 (vs) 860–800 (m)	
Nitrite	1275–1230 (s) 835–800 (m)	Shoulder
Phosphate	1100–1000	
Sulfate	1130–1080 (s)	
Thiocyanate	ca 2050 (s)	

TABLE 7.27 Absorption Frequencies in the Near Infrared

Values in parentheses are molar absorptivity.

Class	Band, cm^{-1}	Remarks
Acetylenes	9800–9430 6580–6400 (1.0)	Overtone of $\equiv\text{CH}$ stretching
Alcohols (nonhydrogen-bonded)	7140–7010 (2.0)	Overtone of OH stretching
Aldehydes Aliphatic	4640–4520 (0.5)	Combination of $\text{C}=\text{O}$ and CH stretchings
Aromatic	ca 8000 ca 4525 ca 4445	
Formate	4775–4630 (1.0)	

TABLE 7.27 Absorption Frequencies in the Near Infrared (*Continued*)

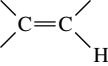
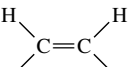
Class	Band, cm ⁻¹	Remarks	
Alkanes			
—CH ₃	9000–8350 (0.02) 5850–5660 (0.1) 4510–4280 (0.3)	All bands very weak	
—CH ₂ —	9170–8475 (0.02) 5830–6640 (0.1) 4420–4070 (0.25)		
≡CH	8550–8130 7000–6800 5650–5560		
Cyclopropane	6160–6060 4500–4400		
Alkenes			
	6850–6370 (1.0)	<i>Trans</i> isomers have no unique bands.	
>C=CH ₂ and —CH=CH ₂	7580–7300 (0.02) 6140–5980 (0.2) 4760–4700 (1.2)		
	4760–4660 (0.15)		
—O—CH=CH ₂	6250–6040 (0.3)		
—CO—CH=CH ₂	7580–7410 (0.02) 6190–5990 (0.3) 4820–4750 (0.2–0.5)		
Amides			
Primary	7400–6540 (0.7) 5160–5060 (3.0) 5040–4990 (0.5) 4960–4880 (0.5)		Two bands; overtone of NH stretch Second overtone of C=O stretch; second overtone of NH deformation; combination of C=O and NH Overtone of NH stretch Combination of NH stretch and NH bending
Secondary	7330–7140 (0.5) 5050–4960 (0.4)		
Amines, aliphatic			
Primary	9710–9350 6670–6450 (0.5) 5075–4900 (0.7)	Second overtone of NH stretch Two bands; overtone of NH stretch Two bands; combination of NH stretch and NH bending Second overtone of NH stretch Overtone of NH stretch	
Secondary	9800–9350 6580–6410 (0.5)		
Amines, aromatic			
Primary	9950–9520 (0.4) 7040–6850 (0.2) 6760–6580 (1.4) 5140–5040 (1.5)		
Secondary	10 000–9710 6800–6580 (0.5)		

TABLE 7.27 Absorption Frequencies in the Near Infrared (*Continued*)

Class	Band, cm^{-1}	Remarks
Aryl-H	7660–7330 (0.1) 6170–5880 (0.1)	Overtone of CH stretch
Carbonyl	5200–5100	
Carboxylic acids	7000–6800	
Epoxide (terminal)	6135–5960 (0.2) 4665–4520 (1.2)	Cyclopropane bands in same region
Glycols	7140–7040	
Hydroperoxides Aliphatic Aromatic	6940–6750 (2.0) 4960–4880 (0.8) 7040–6760 (1.0) 4950–4850 (1.3)	Two bands
Imides	9900–9620 6540–6370	
Nitriles	5350–5200 (0.1)	
Oximes	7140–7050	
Phosphines	5350–5260 (0.2)	
Phenols Nonbonded Intramolecularly bonded	7140–6800 (3.0) 5000–4950 7000–6700	
Thiols	5100–4950 (0.05)	


TABLE 7.28 Infrared Transmitting Materials

Material	Wavelength range, μm	Wavenumber range, cm^{-1}	Refractive index at $2 \mu\text{m}$
NaCl, rock salt	0.25–17	40 000–590	1.52
KBr, potassium bromide	0.25–25	40 000–400	1.53
KCl, potassium chloride	0.30–20	33 000–500	1.5
AgCl, silver chloride*	0.40–23	25 000–435	2.0
AgBr, silver bromide*	0.50–35	20 000–286	2.2
CaF ₂ , calcium fluoride (Irtran-3)	0.15–9	66 700–1 110	1.40
BaF ₂ , barium fluoride	0.20–11.5	50 000–870	1.46
MgO, magnesium oxide (Irtran-5)	0.39–9.4	25 600–1 060	1.71
CsBr, cesium bromide	1–37	10 000–270	1.67
CsI, cesium iodide	1–50	10 000–200	1.74
TlBr-TlI, thallium bromide-iodide (KRS-5)*	0.50–35	20 000–286	2.37
ZnS, zinc sulfide (Irtran-2)	0.57–14.7	17 500–680	2.26
ZnSe, zinc selenide* (vacuum deposited) (Irtran-4)	1–18	10 000–556	2.45
CdTe, cadmium telluride (Irtran-6)	2–28	5 000–360	2.67
Al ₂ O ₃ , sapphire*	0.20–6.5	50 000–1538	1.76
SiO ₂ , fused quartz	0.16–3.7	62 500–2 700	
Ge, germanium*	0.50–16.7	20 000–600	4.0
Si, silicon*	0.20–6.2	50 000–1 613	3.5
Polyethylene	16–300	625–33	1.54

* Useful for internal reflection work.

TABLE 7.29 Infrared Transmission Characteristics of Selected Solvents

Transmission below 80%, obtained with a 0.10-mm cell path, is shown as shaded area.



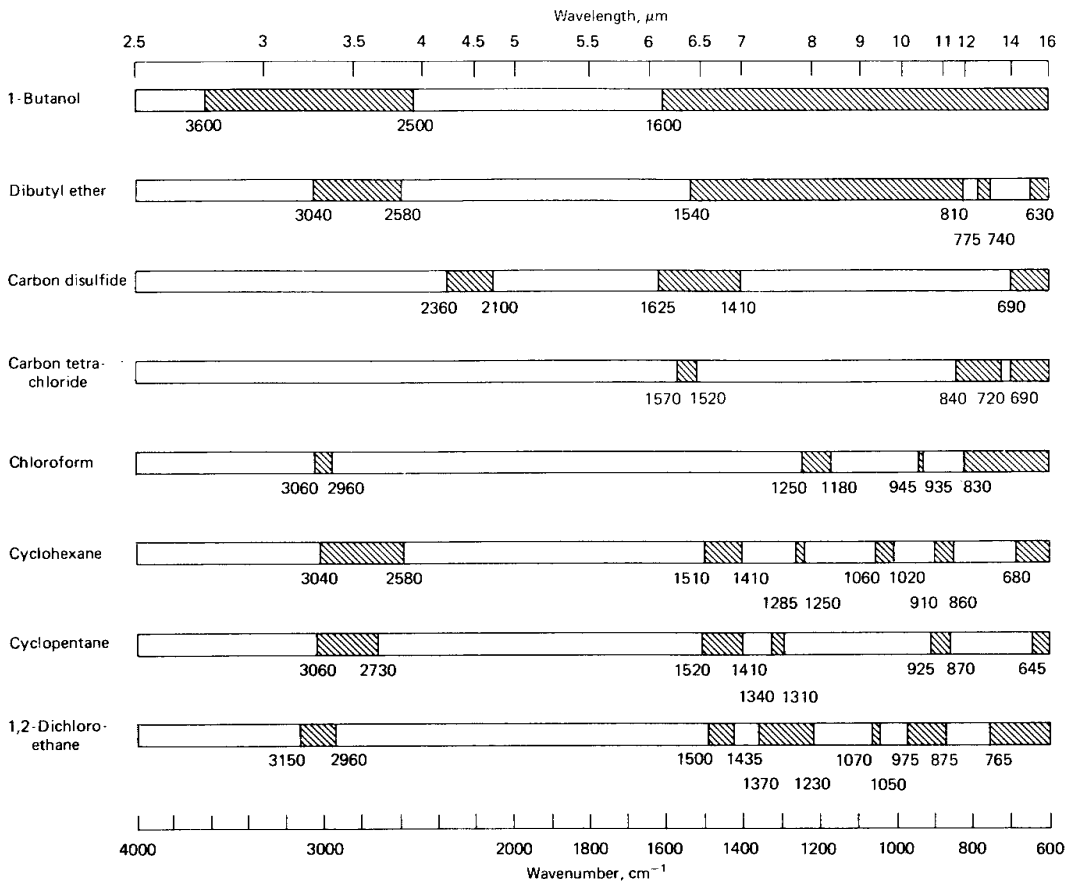
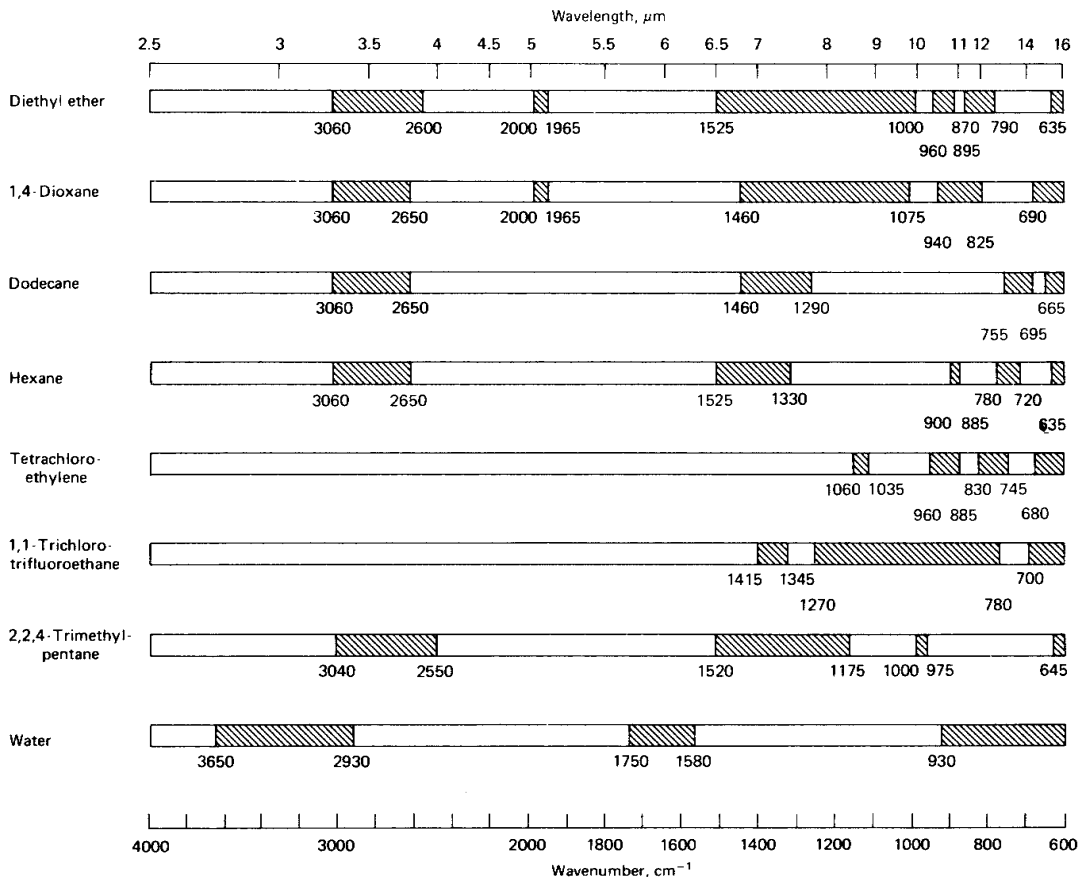


TABLE 7.29 Infrared Transmission Characteristics of Selected Solvents (*Continued*)



7.6 RAMAN SPECTROSCOPY

TABLE 7.30 Raman Frequencies of Single Bonds to Hydrogen and Carbon

Abbreviations Used in the Table

m, moderately strong	vw, very weak
m-s, moderate to strong	w, weak
m-vs, moderate to very strong	w-m, weak to moderately strong
s, strong	w-vs, weak to very strong
vs, very strong	

Group	Band, cm^{-1}	Remarks
Saturated C—H and C—C		
—CH ₃	2969–2967 (s) 2884–2883 (s) ca 1205 (s) 1150–1135 1060–1056 975–835 (s) 280–220	In aryl compounds In unbranched alkyls In unbranched alkyls Terminal rocking of methyl group CH ₂ —CH ₃ torsion
—CH ₂ —	2949–2912 (s) 2861–2849 (s) 1473–1443 (m-vs) 1305–1295 (s) 1140–1070 (m) 888–837 (w) 425–150 500–490	Intensity proportional to number of CH ₂ groups Often two bands; see above Substituent on aromatic ring
—CH(CH ₃) ₂	1350–1330 (m) 835–750 (s)	If attached to C=C bond, 870–800 cm^{-1} . If attached to aryl ring, 740 cm^{-1}
—C(CH ₃) ₃	1265–1240 (m) 1220–1200 (m) 760–685 (vs)	Not seen in <i>tert</i> -butyl bromide Not seen in <i>tert</i> -butyl bromide If attached to C=C or aromatic ring, 760–720 cm^{-1}
Internal tertiary carbon atom	855–805 (w) 455–410	
Internal quaternary carbon atom	710–680 (vs) 490–470	

TABLE 7.30 Raman Frequencies of Single Bonds to Hydrogen and Carbon (*Continued*)


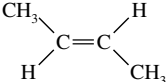
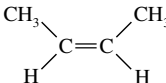
Group	Band, cm^{-1}	Remarks
Saturated C—H and C—C (<i>continued</i>)		
Two adjacent tertiary carbon atoms	730–920 770–725	Often a band at $530\text{--}524\text{ cm}^{-1}$ indicates presence of adjacent tertiary and quaternary carbon atoms.
Dialkyl substitution at α -carbon atom	800–700 (m–s) 680–650 (vs) 605–550	
Cyclopropane	3101–3090 3038–3019 1210–1180 (s)	Shifts to 1200 cm^{-1} for monoalkyl or 1,2-dialkyl substitution and to 1320 cm^{-1} for <i>gem</i> -1,1-dialkyl substitution
Cyclobutane	1001–960 (vs)	Shifts to 933 cm^{-1} for monoalkyl, to 887 cm^{-1} for <i>cis</i> -1,3-dialkyl, and to 891 cm^{-1} plus 855 cm^{-1} (doublet) for <i>trans</i> -1,3-dialkyl substitution
Cyclopentane	900–800 (s)	
Cyclohexane	825–815 (vs) 810–795 (vs)	Boat configuration Chair configuration
Cycloheptane	ca 733	
Cyclooctane	ca 703	
	1392–1377 450–400 (vw) 270–250 (m)	
	1380–1379 492–455 (vw) 220–200 (m)	
	1372–1368 970–952 (m) 592–545 (vw) 420–400 (m) 310–290 (m)	

TABLE 7.30 Raman Frequencies of Single Bonds to Hydrogen and Carbon (*Continued*)

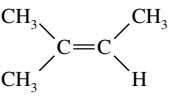
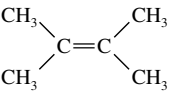
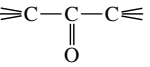
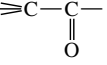
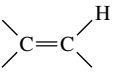
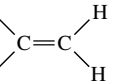
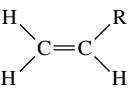
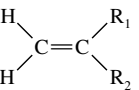
Group	Band, cm^{-1}	Remarks
Saturated C—H and C—C (<i>continued</i>)		
	1385–1375 522–488 (w)	
	1392–1386 690–678 (m–s) 510–485 (m) 424–388 (w)	
	1170–1100 (w–m) 600–580 (m–s)	
	1120–1090 (m–vs) 600–510 (w–m)	Tertiary or quaternary carbon adjacent to carbonyl group lowers the frequency 300 cm^{-1} .
—CH ₂ —CO—	1420–1410 (s)	
—CHO	2850–2810 (m) 2720–2695 (vs)	Often appears as a shoulder
Unsaturated C—H		
—C≡C—H	3340–3270 (w–m)	Alkyl substituents at higher frequencies; unsaturated or aryl substituents at lower frequencies
	3040–2995 (m)	
	3095–3050 (m) 2990–2983 (s)	Asymmetric =CH ₂ stretch Symmetric =CH ₂ stretch
	1419–1415 (m) 1309–1288 (m)	Plus =CH and =CH stretching bands
	1413–1399 (m) 909–885 (m) 711–684 (w)	Plus =CH ₂ stretching bands

TABLE 7.30 Raman Frequencies of Single Bonds to Hydrogen and Carbon (*Continued*)

Group	Band, cm^{-1}	Remarks
Unsaturated C—H (<i>continued</i>)		
$\begin{array}{c} R_1 \quad R_2 \\ \diagdown \quad / \\ C=C \\ / \quad \diagdown \\ H \quad H \end{array}$	1270–1251 (m)	Plus =CH stretching band
$\begin{array}{c} R_1 \quad H \\ \diagdown \quad / \\ C=C \\ / \quad \diagdown \\ H \quad R_2 \end{array}$	1314–1290 (m)	Plus =CH stretching band
$\begin{array}{c} R_1 \quad R_3 \\ \diagdown \quad / \\ C=C \\ / \quad \diagdown \\ R_2 \quad H \end{array}$	1360–1322 (w) 830–800 (vw)	Plus =CH stretching band
Hydroxy O—H		
Free —OH Intermolecularly bonded Aromatic —OH	3650–3250 (w) 3400–3300 (w) ca 3160 (s)	
—OH	1460–1320 (w) 1276–1205 (w–m) 1260 (w–m)	Common to all OH substituents Primary Secondary
C—C—OH primary	1070–1050 (m–s) 1030–960 (m–s) 480–430 (w–m)	CCO stretching CCO deformation
C—C—OH Secondary Tertiary	1135–1120 (m–s) 825–815 (vs) 500–490 (w–m) 1210–1200 (m–s) 755–730 (vs) 360–350 (w–m)	
—CO—O—H	1305–1270	CO stretching
N—H and C—N bonds		
Amine >N—H Associated Nonbonded Salts —NH ₂	3400–3250 (s) 3550–3250 (s) 2986–2974 1650–1590 (w–vs)	Primary amines show two bands. Often obscured by intense CH stretching bands Bending

TABLE 7.30 Raman Frequencies of Single Bonds to Hydrogen and Carbon (*Continued*)

Group	Band, cm^{-1}	Remarks
N—H and C—N Bonds (<i>continued</i>)		
Amides		
Primary	3540–3500 (w) 3400–3380 (w) 1310–1250 (s)	Both bands lowered ca 150 cm^{-1} in solid state and H bonding Interaction of NH bending and CN stretching; lowered 50 cm^{-1} in nonbonded state
Secondary	1150–1095 (m) 3491–3404 (m–s) 1190–1130 (m) 931–865 (m–s) 430–395 (w–m)	Rocking of NH_2 Two bands; lowered in frequency on H bonding and in solid state
—CO—N	607–555 (m)	O=CN bending
$\begin{array}{c} \text{C} - \text{N} - \text{C} \\ \\ \text{C} \end{array}$	1070–1045 (m)	Stretching
$\equiv\text{C}-\text{N}<$		
Primary carbon	1090–1060 (m)	CN stretching
Secondary α carbon	1140–1035 (m)	Two bands but often obscured. Strong band at 800 cm^{-1}
Tertiary α carbon	1240–1020 (m)	Two bands. Strong band also at 745 cm^{-1}

TABLE 7.31 Raman Frequencies of Triple Bonds*Abbreviations Used in the Table*

m, moderately strong s-vs, strong to very strong
 m-s, moderate to strong vs, very strong
 s, strong

Group	Band, cm ⁻¹	Remarks
R—C≡CH	2160–2100 (vs) 650–600 (m) 356–335 (s)	Monoalkyl substituted; C≡C stretch C≡CH deformation C≡C—C bending of monoalkyls
R ₁ —C≡C—R ₂	2300–2190 (vs)	C≡C stretching of disubstituted alkyls; sometimes two bands
—C≡C—C≡C—	2264–2251 (vs)	
—C≡N	2260–2240 (vs) 2234–2200 (vs) 840–800 (s-vs) 385–350 (m-s) 200–160 (vs)	Unsaturated nonaryl substituents lower the frequency and enhance the intensity. Lowered ca 30 cm ⁻¹ with aryl and conjugated aliphatics CCCN symmetrical stretching Aliphatic nitriles
H—C≡N	2094 (vs)	
Azides —N ⁺ —N ⁻ ≡N	2170–2080 (s) 1258–1206 (s)	Asymmetric NNN stretching Symmetric NNN stretching; HN ₃ at 1300 cm ⁻¹
Diazonium salts R—N ⁺ ≡N	2300–2240 (s)	
Isonitriles —N ⁺ ≡C ⁻	2146–2134 2124–2109	Stretching of aliphatics Stretching of aromatics
Thiocyanates —S—C≡N	2260–2240 (vs) 650–600 (s)	Stretching of C≡N Stretching of SC

TABLE 7.32 Raman Frequencies of Cumulated Double Bonds*Abbreviations Used in the Table*

s, strong vw, very weak
 vs, very strong w, weak

Group	Band, cm ⁻¹	Remarks
Allenes C=C=C	2000–1960 (s) 1080–1060 (vs) 356	Pseudo-asymmetric stretching Symmetric stretching C=C=C bending
Carbodiimides (cyanamides) —N=C=N—	2140–2125 (s) 2150–2100 (vs) 1460 1150–1140 (vs)	Asymmetric stretching of aliphatics Asymmetric stretching of aromatics; two bands Symmetrical stretching of aliphatics Symmetric stretching of aryls
Cumulenes (trienes) C=C=C=C	2080–2030 (vs) 878	
Isocyanates —N=C=O	2300–2250 (vw) 1450–1400 (s)	Asymmetric stretching Symmetric stretching
Isothiocyanates —N=C=S	2220–2100 690–650	Two bands Alkyl derivatives
Ketenes C=C=O	2060–2040 (vs) 1130 (s) 1374 (s) 1120 (s)	Pseudo-asymmetric stretching Pseudo-symmetric stretching Alkyl derivatives Aryl derivatives
Sulfinylamines R—N=S=O	1306–1214 (w) 1155–989 (s)	Asymmetric stretching Symmetric stretching

TABLE 7.33 Raman Frequencies of Carbonyl Bands*Abbreviations Used in the Table*

m, moderately strong s-vs, strong to very strong
 m-s, moderate to strong vs, very strong
 s, strong w, weak

Group	Band, cm ⁻¹	Remarks
Acid anhydrides —CO—O—CO— Saturated	1850–1780 (m) 1771–1770 (m)	
Conjugated, noncyclic	1775 1720	
Acid fluorides —CO—F Alkyl Aryl	1840–1835 1812–1800	
Acid chlorides —CO—Cl Alkyl Aryl	1810–1770 (s) 1774 1731	
Acid bromides —CO—Br Alkyl Aryl	1812–1788 1775–1754	
Acid iodides —CO—I Alkyl Aryl	ca 1806 ca 1752	
Lactones	1850–1730 (s)	
Esters Saturated	1741–1725	Alkyl branching on carbon adjacent to C=O lowers frequency by 5–15 cm ⁻¹ .
Aryl and α,β -unsaturated Diesters	1727–1714	
Oxalates	1763–1761	
Phthalates	1738–1728	
C≡C—CO—O— Carbamates	1716–1708 1694–1688	
Aldehydes	1740–1720 (s-vs)	
Ketones Saturated Aryl Alicyclic $n = 4$ $n = 5$ $n \geq 6$	1725–1700 (vs) 1700–1650 (m) 1782 (m) 1744 (m) 1725–1699 (m)	

TABLE 7.33 Raman Frequencies of Carbonyl Bands (*Continued*)

Group	Band, cm^{-1}	Remarks
Carboxylic acids		
Mono-	1686–1625 (s)	These α -substituents increase the frequency: F, Cl, Br, OH. Solid state; often two bands In solution; very broad band
Poly-	1782–1645 1750–1710	
Amino acids	1743–1729	
Carboxylate ions	1690–1550 (w) 1440–1340 (vs)	Often masked by water deformation band near 1630 cm^{-1}
Amino acid anion	1743–1729 1600–1570 (w)	
Amides (see also Table 7.30)		
Primary		Both <i>cis</i> and <i>trans</i> forms <i>Trans</i> form <i>Cis</i> form Both <i>cis</i> and <i>trans</i> forms <i>Trans</i> form (no <i>cis</i> band)
Associated	1686–1576 (m–s) 1650–1620 (m)	
Nonbonded	1715–1675 (m) 1620–1585 (m)	
Secondary		
Associated	1680–1630 (w) 1570–1510 (w) 1490–1440	
Nonbonded	1700–1650 1550–1500	
Tertiary	1670–1630 (m)	
Lactams	1750–1700 (m)	

TABLE 7.34 Raman Frequencies of Other Double Bonds*Abbreviations Used in the Table*

m, moderately strong	vs, very strong
m–s, moderate to strong	w, weak
s, strong	s–vs, strong to very strong
w–m, weak to moderately strong	

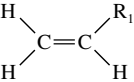
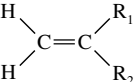
Group	Band, cm^{-1}	Remarks
Alkenes >C=C<		
>C=C<	1680–1576 (m–s)	General range
	1648–1638 (vs)	C=C stretching
	ca 1650 (vs) 270–252 (w)	C=C stretching C=C–C skeletal deformation

TABLE 7.34 Raman Frequencies of Other Double Bonds (*Continued*)

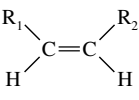
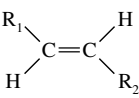
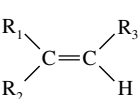
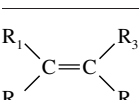
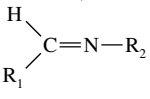
Group	Band, cm ⁻¹		Remarks	
<i>Alkenes >C=C< (continued)</i>				
	ca 1660 (vs) 970–952 (w)		C=C stretching Asymmetric CC stretching	
	1676–1665 (s)		C—C stretching	
	1678–1664 (vs) 522–488 (w)		C=C stretching C=C—C skeletal deformation	
	1680–1665 (s) 690–678 (m-s) 510–485 (m) 424–388 (w)		C=C stretching Symmetrical CC stretching Skeletal deformation Skeletal deformation	
Haloalkene	X = fluorine	X = chlorine	X = bromine	X-iodine
<i>>C=C< stretch of haloalkanes</i>				
H ₂ C=CHX	1654	1603–1601	1596–1593	1581
HXC=CHX				
<i>cis</i>	1712	1590–1587	1587–1583	1543
<i>trans</i>	1694	1578–1576	1582–1581	1537
H ₂ C=CX ₂	1728	1616–1611	1593	
X ₂ C=CHX	1792	1589–1582	1552	
X ₂ C=CX ₂	1872	1577–1571	1547	1465 (solid)
Group	Band, cm ⁻¹		Remarks	
<i>>C=N— bonds</i>				
Aldimines (azomethines)				
	1673–1639 1405–1400 (s)		Dialkyl substituents at higher frequency; diaryl substituents at lower end of range	
Aldoximines and Ketoximes				
>C=N—OH	1680–1617 (vs) 1335–1330 (w)			
Azines				
>C=N—N=C<	1625–1608 (s)			

TABLE 7.34 Raman Frequencies of Other Double Bonds (*Continued*)

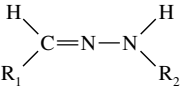
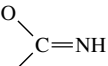
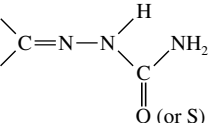
Group	Band, cm^{-1}	Remarks
>C=N- bonds (<i>continued</i>)		
Hydrazones 	1660–1610 (s–vs)	
Imido ethers 	1658–1648	NH stretching at 3360–3327 cm^{-1}
Semicarbazones and thiosemicarbazones 	1665–1642 (vs) 1620–1610 (vs)	Aliphatic. Thiosemicarbazones fall in lower end of range. Aromatic derivatives
Azo compounds -N=N-		
-N=N-	1580–1570 (vs) 1442–1380 (vs) 1060–1030 (vs)	Nonconjugated Conjugated to aromatic ring CN stretching in aryl compounds
Nitro compounds N=O		
Alkyl nitrites	1660–1620 (s)	N=O stretching
Alkyl nitrates	1635–1622 (w–m) 1285–1260 (vs) 610–562 (m)	Asymmetric NO_2 stretching Symmetric NO_2 stretching NO_2 deformation
Nitroalkanes		
Primary	1560–1548 (m–s) 1395–1370 (s) 915–898 (m–s) 894–873 (m–s) 618–609 (w) 640–615 (w) 494–472 (w–m)	Sensitive to substituents attached to CNO_2 group Shoulder Broad; useful to distinguish from secondary nitroalkanes
Secondary	1553–1547 (m) 1375–1360 (s) 908–868 (m) 863–847 (s) 625–613 (m) 560–516 (s)	Sharp band

TABLE 7.34 Raman Frequencies of Other Double Bonds (*Continued*)

Group	Band, cm ⁻¹	Remarks
Nitro compounds N=O (<i>continued</i>)		
Nitroalkanes (<i>continued</i>) Tertiary	1543–1533 (m) 1355–1345 (s)	
Nitrogen oxides $\equiv \text{N}^+ \rightarrow \bar{\text{O}}$	1612–1602 (s) 1252 (m) 1049–1017 (s) 835 (s) 541 (w) 469 (w)	

TABLE 7.35 Raman Frequencies of Aromatic Compounds*Abbreviations Used in the Table*

m, moderately strong	var, of variable strength
m–s, moderate to strong	vs, very strong
m–vs, moderate to very strong	w, weak
s, strong	w–m, weak to moderately strong
s–vs, strong to very strong	

Group	Band, cm ⁻¹	Remarks
Common features		
Aromatic compounds	3070–3020 (s) 1630–1570 (m–s)	CH stretching C—C stretching
Substitution patterns of the benzene ring		
Monosubstituted	1180–1170 (w–m) 1035–1015 (s) 1010–990 (vs) 630–605 (w)	Characteristic feature; found also with 1,3- and 1,3,5-substitutions
1,2-Disubstituted	1230–1215 (m) 1060–1020 (s) 740–715 (m)	Characteristic feature Lowered 60 cm ⁻¹ for halogen substituents

TABLE 7.35 Raman Frequencies of Aromatic Compounds (*Continued*)

Group	Band, cm ⁻¹	Remarks
Substitution patterns of the benzene ring (<i>continued</i>)		
1,3-Disubstituted	1010–990 (vs) 750–640 (s)	Characteristic feature
1,4-Disubstituted	1230–1200 (s–vs) 1180–1150 (m) 830–750 (vs) 650–630 (m–w)	Lower frequency with Cl substituents
Isolated hydrogen	1379 (s–vs) 1290–1200 (s) 745–670 (m–vs) 580–480 (s)	Characteristic feature
1,2,3-Trisubstituted	1100–1050 (m) 670–500 (vs) 490–430 (w)	The lighter the mass of the substituent, the higher the frequency.
1,2,4-Trisubstituted	750–650 (vs) 580–540 (var) 500–450 (var)	Lighter mass at higher frequencies
1,3,5-Trisubstituted	1010–990 (vs)	
Completely substituted	1296 (s) 550 (vs) 450 (m) 361 (m)	
Other aromatic compounds		
Naphthalenes	1390–1370 1026–1012 767–762 535–512 519–512	Ring breathing α or β substituents β substituents α substituents β substituents
Disubstituted naphthalenes	773–737 (s) 726–705 (s) 690–634 (s) 608 575–569 544–537	1,2-; 1,3-; 2,3-; 2,6-; 2,7- 1,3-; 1,4-(two bands); 1,6-; 1,7-(two bands) 1,2-; 1,4-(two bands); 1,5-; 1,8-(two bands) 1,3- 1,2-; 1,3-; 1,6- 1,2-; 1,7-; 1,8-
Anthracenes	1415–1385	Ring breathing

TABLE 7.36 Raman Frequencies of Sulfur Compounds*Abbreviations Used in the Table*

m, moderately strong s-vs, strong to very strong
 m-s, moderate to strong vs, very strong
 s, strong w-m, weak to moderately strong

Group	Band, cm ⁻¹	Remarks
—S—H	2590–2560 (s)	SH stretching for both aliphatic and aromatic
>C=S	1065–1050 (m) 735–690 (vs)	Solid state
>S=O In (RO ₂) ₂ SO In (R ₂ N) ₂ SO In R ₂ SO SOF ₂ SOCl ₂ SOBr ₂	1209–1198 1108 1070–1010 (w-m) 1308 1233 1121	One or two bands Broad
—SO ₂ —	1330–1260 (m-s) 1155–1110 (s) 610–540 (m) 512–485 (m)	Asymmetric SO ₂ stretching Symmetric SO ₂ stretching Scissoring mode of aryls Scissoring mode of alkyls
—SO ₂ —N<	ca 1322 (m) 1163–1138 (s) 524–510 (s)	Asymmetric SO ₂ stretching Symmetric SO ₂ stretching Scissoring mode
—SO ₂ —O	1363–1338 (w-m) 1192–1165 (vs) 589–517 (w-m)	SO ₂ stretching. Aryl substituents occur at higher range. Scissoring (two bands). Aryl substituents occur at higher range of frequencies.
—SO ₂ —S—	1334–1305 (m-s) 1128–1126 (s) 559–553 (m-s)	
X—SO ₂ —X	1412–1361 (w-m) (F) (Cl) 1263–1168 (s) (F) (Cl) 596–531 (s)	
—O—SO ₂ —O—	1388–1372 (s) 1196–1188 (vs)	
—O—C—S— S	670–620 (vs) 480–450 (vs)	C=S stretching CS stretching
≡C—SH	920 (m) 850–820 (m)	C—SH deformation of aryls

TABLE 7.36 Raman Frequencies of Sulfur Compounds (*Continued*)

Group	Band, cm ⁻¹	Remarks
$\equiv\text{C}-\text{S}-$ $(\text{CH}_2)_n \text{S}$ <i>n</i> = 2 <i>n</i> = 4 <i>n</i> = 5	752 (vs), 731 (vs) 742–722 (m–s) 698 (w), 678 (s) 693–639 (s) 651–610 (s–vs) 589–585 (vs) 1112 688 659	With vinyl group attached With CH ₃ attached With allyl group attached Ethyl or longer alkyl chain Isopropyl group attached <i>tert</i> -Butyl group attached
$\equiv\text{C}-(\text{S}-\text{S})_n-\text{C}\equiv$ Didi- <i>n</i> -alkyl disulfides Di- <i>tert</i> -butyl disulfide Trisulfides	715–620 (vs) 525–510 (vs) 576 (s) 543 (m) 510–480 (s)	Two bands; CS stretching Two bands; SS stretching CS stretching SS stretching SS stretching

TABLE 7.37 Raman Frequencies of Ethers*Abbreviations Used in the Table*

m, moderately strong
s, strong

var, of variable strength
vs, very strong

Group	Band, cm ⁻¹	Remarks
$\equiv\text{C}-\text{O}-\text{C}\equiv$ Aliphatic Aromatic	1200–1070 (m) 930–830 (s) 800–700 (s) 550–400 1310–1210 (m) 1050–1010 (m)	Asymmetrical COC stretching. Symmetrical substitution gives higher frequencies Symmetrical COC stretching Branching at α carbon gives higher frequencies.
$\equiv\text{C}-\text{O}-\overset{\text{ }}{\underset{\text{ }}{\text{C}}}-\text{O}-\text{C}\equiv$	1145–1129 (m) 900–800 (vs) 537–370 (s) 396–295	
$\begin{array}{c} > & & < \\ & \diagdown & / & \\ & & \text{O} & \\ & / & \diagdown & \\ < & & > \end{array}$	1280–1240 (s)	Ring breathing
—O—O—	800–770 (var)	

TABLE 7.37 Raman Frequencies of Ethers (*Continued*)

Group	Band, cm^{-1}	Remarks
$(\text{CH}_2)_n \text{O}$ $n = 3$ $n = 4$ $n = 5$	1040–1010 (s) 920–900 (s) 820–800 (s)	

TABLE 7.38 Raman Frequencies of Halogen Compounds*Abbreviations Used in the Table*

m–s, moderate to strong var, of variable strength
s, strong vs, very strong

Group	Band, cm^{-1}	Remarks
C—F	1400–870	Correlations of limited applicability because of vibrational coupling with stretching
C—Cl Primary Secondary Tertiary	350–290 (s) 660–650 (vs) 760–605 (s) 620–540 (var)	CCl bending; general May be one to four bands May be one to three bands
=C—Cl	844–564 438–396 381–170	
=CCl ₂	601–441 300–235	
C—Br	690–490 (s) 305–258 (m–s)	Often several bands; primary at higher range of frequencies. Tertiary has very strong band at ca 520 cm^{-1} .
=C—Br	745–565 356–318 240–115	
=CBr ₂	467–265 185–145	
C—I	663–595 309 154–85	
=C—I	ca 180	Solid state
=Cl ₂	ca 265 ca 105	Solid state Solid state

TABLE 7.39 Raman Frequencies of Miscellaneous Compounds*Abbreviations Used in the Table*

m, moderately strong vs, very strong
 s, strong vvs, very very strong

Group	Band, cm ⁻¹	Remarks
C—As	570–550 (vs) 240–220 (vs)	CAs stretching CAsC deformation
C—Pb	480–420 (s)	CPb stretching
C—Hg	570–510 (vvs)	CHg stretching
C—Si	1300–1200 (s)	CSi stretching
C—Sn	600–450 (s)	CSn stretching
P—H	2350–2240 (m)	PH stretching
Heterocyclic rings		
Trimethylene oxide	1029	2-Substituted
Trimethylene imine	1026	
Tetrahydrofuran	914	
Pyrrolidine	899	
1,3-Dioxolane	939	
1,4-Dioxane	834	
Piperidine	815	
Tetrahydropyran	818	
Morpholine	832	
Piperazine	836	
Furan	1515–1460 1140	
Pyrazole	1040–990	
Pyrrole	1420–1360 (vs) 1144	
Thiophene	1410 (s) 1365 (s) 1085 (vs) 1035 (s) 832 (vs) 610 (s)	
Pyridine	1030 (vs) 990 (vs)	

TABLE 7.40 Principal Argon-Ion Laser Plasma Lines

Wavelength, nm	Wavenumber, cm^{-1}	Relative intensity	Shift relative to 488.0 nm, cm^{-1}	Shift relative to 514.5 nm, cm^{-1}
487.9860	20 486.67	5000	0	
488.9033	20 448.23	200	38.4	
490.4753	20 382.70	130	104.0	
493.3206	20 265.13	970	221.5	
496.5073	20 135.07	960	351.6	
497.2157	20 106.39	330	380.3	
500.9334	19 957.16	1500	529.5	
501.7160	19 926.03	620	560.6	
506.2036	19 749.39	1400	737.3	
514.1790	19 443.06	360	1043.6	
514.5319	19 429.73	1000	1056.9	0
516.5774	19 352.79	38	1133.9	76.9
517.6233	19 313.69	41	1173.0	116.0
521.6816	19 163.44	20	1323.2	266.3
528.6895	18 909.43	150	1577.2	520.3
539.7522	18 521.87	18	1964.8	907.9
545.4307	18 329.04	19	2157.6	1100.7
555.8703	17 984.81	30	2501.9	1444.9
560.6734	17 830.75	48	2655.9	1599.0
565.0705	17 692.00	29	2794.7	1737.7
565.4450	17 680.28	27	2806.4	1749.4
569.1650	17 564.73	27	2921.9	1865.0
577.2326	17 319.24	69	3167.4	2110.5
581.2746	17 198.80	49	3287.9	2230.9
598.5920	16 701.24	23	3785.4	2728.5
610.3546	16 379.38	91	4107.3	3050.4
611.4929	16 348.90	1750	4137.8	3080.8
612.3368	16 326.36	100	4160.3	3103.4
613.8660	16 285.69	97	4201.0	3144.0
617.2290	16 196.96	1400	4289.7	3232.8
624.3125	16 013.19	590	4473.5	3416.5
639.9215	15 622.60	160	4864.1	3807.1
641.6308	15 580.98	50	4905.7	3848.8

7.7 NUCLEAR MAGNETIC RESONANCE

TABLE 7.41 Nuclear Properties of the Elements

In the following table the magnetic moment μ is in multiples of the nuclear magneton $\mu_N(ch/4\pi Mc)$ with diamagnetic correction. The spin I is in multiples of $h/2\pi$, and the electric quadrupole moment Q is in multiples of 10^{-28} square meters. Nuclei with spin $1/2$ have no quadrupole moment. Sensitivity is for equal numbers of nuclei at constant field. NMR frequency at any magnetic field is the entry for column 5 multiplied by the value of the magnetic field in kilogauss. For example, in a magnetic field of 23,490 kG, protons will process at $4.2576 \times 23,490 \text{ kG} = 100.0 \text{ MHz}$. Radionuclides are denoted with an asterisk.

The data were extracted from M. Lederer and V. S. Shirley, *Table of Isotopes*, 7th ed., Wiley-Interscience, New York, 1978; A. H. Wapstra and G. Audi, "The 1983 Atomic Mass Evaluation," *Nucl. Phys. A* **432**:1–54 (1985); V. S. Shirley, ed., *Table of Radioactive Isotopes*, 8th ed., Wiley-Interscience, New York, 1986; and P. Raghavan, "Table of Nuclear Moments," *At. Data Nucl. Data Tables*, **42**:189 (1989).

Nuclide	Natural abundance, %	Spin I	Sensitivity at constant field relative to ^1H	NMR frequency for a 1-kG field, MHz	Magnetic moment μ/μ_N , $\text{J} \cdot \text{T}^{-1}$	Electric quadrupole moment Q , 10^{-28} m^2
^1n	*	$1/2$	0.321 39	2.916 39	-1.913 043	
^1H	99.985	$1/2$	1.000 00	4.257 64	2.792 847	
^2H	0.015	1	0.009 65	0.653 57	0.857 438	0.002 860
^3H	*	$1/2$	1.213 54	4.541 37	2.978 963	
^3He	0.0001	$1/2$	0.442 12	3.243 52	-2.127 624	
^6Li	7.5	1	0.008 50	0.626 60	0.822 047	0.000 82
^7Li	92.5	$3/2$	0.293 55	1.654 78	3.256 427	-0.040 1
^9Be	100	$3/2$	0.013 89	0.598 6	-1.177 9	0.052 88
^{10}B	19.9	3	0.019 85	0.457 51	1.800 645	0.084 59
^{11}B	80.1	$3/2$	0.165 22	1.366 26	2.688 649	0.040 59
^{13}C	1.10	$1/2$	0.015 91	1.070 81	0.702 412	
^{14}N	99.634	1	0.001 01	0.307 76	0.403 761	0.020 2
^{15}N	0.366	$1/2$	0.001 04	0.431 72	-0.283 189	
^{17}O	0.038	$5/2$	0.029 10	0.577 41	-1.893 80	-0.025 58
^{19}F	100	$1/2$	0.834 00	4.007 65	2.628 867	
^{21}Ne	0.27	$3/2$	0.002 46	0.336 30	-0.661 797	0.101 55
^{22}Na	*	3	0.018 1	0.443 4	1.745	
^{23}Na	100	$3/2$	0.092 70	1.126 86	2.217 522	0.108 9
^{25}Mg	10.00	$5/2$	0.002 68	0.260 82	-0.855 46	0.199 4
^{27}Al	100	$5/2$	0.206 89	1.110 28	3.641 504	0.140 3
^{29}Si	4.67	$1/2$	0.007 86	0.846 53	-0.555 29	
^{31}P	100	$1/2$	0.066 52	1.725 10	1.131 60	
^{33}S	0.75	$3/2$	0.002 27	0.327 16	0.643 821	-0.067 8
^{35}S	*	$3/2$	0.008 50	0.508	1.00	0.045
^{35}Cl	75.77	$3/2$	0.004 72	0.417 64	0.821 874	-0.081 65
^{36}Cl	*	2	0.012 1	0.489 3	1.283 8	-0.016 8
^{37}Cl	24.23	$3/2$	0.002 72	0.347 64	0.684 124	-0.064 35
^{37}Ar	*	$3/2$	0.012 76	0.581 8	1.145	
^{39}K	93.258	$3/2$	0.000 51	0.198 93	0.391 466	0.060 1
^{40}K	0.0117	4	0.005 23	0.247 37	-1.298 099	-0.074 9
^{41}K	6.730	$3/2$	0.000 084	0.109 19	0.214 870	0.073 3
^{43}Ca	0.135	$7/2$	0.006 42	0.286 88	-1.317 26	-0.0408
^{45}Sc	100	$7/2$	0.302 44	1.035 88	4.756 483	-0.22
^{47}Ti	7.3	$5/2$	0.002 10	0.240 40	-0.788 48	0.29
^{49}Ti	5.5	$7/2$	0.003 78	0.240 47	-1.104 17	0.24
^{50}V	0.250	6	0.055 71	0.425 04	3.345 689	0.21

TABLE 7.41 Nuclear Properties of the Elements (Continued)

Nuclide	Natural abundance, %	Spin I	Sensitivity at constant field relative to ^1H	NMR frequency for a 1-kG field, MHz	Magnetic moment μ/μ_N , $\text{J} \cdot \text{T}^{-1}$	Electric quadrupole moment Q , 10^{-28} m^2
^{51}V	99.750	$\frac{7}{2}$	0.383 60	1.121 30	5.148 706	-0.052
^{53}Cr	9.501	$\frac{3}{2}$	0.000 91	0.241 14	-0.474 54	-0.15
^{55}Mn	100	$\frac{5}{2}$	0.178 81	1.057 60	3.468 72	0.33
^{57}Fe	2.1	$\frac{1}{2}$	0.000 03	0.138 15	0.090 623	
^{59}Co	100	$\frac{7}{2}$	0.278 41	1.007 7	4.627	0.42
^{61}Ni	1.140	$\frac{3}{2}$	0.003 59	0.381 13	-0.750 02	0.162
^{63}Cu	69.17	$\frac{3}{2}$	0.093 42	1.129 79	2.223 29	-0.220
^{65}Cu	30.83	$\frac{3}{2}$	0.114 84	1.210 27	2.381 67	-0.204
^{67}Zn	4.1	$\frac{5}{2}$	0.002 87	0.266 93	0.875 479	0.150
^{69}Ga	60.108	$\frac{3}{2}$	0.069 71	1.024 75	2.016 59	0.170
^{71}Ga	39.892	$\frac{3}{2}$	0.143 00	1.302 04	2.562 27	0.100
^{73}Ge	7.73	$\frac{1}{2}$	0.001 41	0.148 97	-0.879 468	-0.173
^{75}As	100	$\frac{3}{2}$	0.025 36	0.731 48	1.439 475	0.314
^{77}Se	7.63	$\frac{1}{2}$	0.007 03	0.815 66	0.535 042	
^{79}Br	50.69	$\frac{3}{2}$	0.079 45	1.070 39	2.106 399	0.331
^{81}Br	49.31	$\frac{3}{2}$	0.099 51	1.153 81	2.270 562	0.276
^{83}Kr	11.5	$\frac{1}{2}$	0.001 90	0.164 42	-0.970 669	0.253
^{85}Rb	72.165	$\frac{5}{2}$	0.010 61	0.412 53	1.353 03	0.274
^{87}Rb	27.835	$\frac{3}{2}$	0.177 03	1.398 07	2.751 24	0.132
^{87}Sr	7.00	$\frac{1}{2}$	0.002 72	0.185 24	-1.093 603	0.335
^{89}Y	100	$\frac{1}{2}$	0.000 12	0.209 49	-0.137 415	
^{91}Zr	11.22	$\frac{5}{2}$	0.009 49	0.397 47	-1.303 62	-0.206
^{93}Nb	100	$\frac{1}{2}$	0.488 21	1.045 20	6.170 5	-0.32
^{95}Mo	15.92	$\frac{5}{2}$	0.003 27	0.278 74	-0.914 2	-0.022
^{97}Mo	9.55	$\frac{5}{2}$	0.003 49	0.284 62	-0.933 5	-0.255
^{99}Tc	*	$\frac{1}{2}$	0.381 74	0.963	5.684 7	-0.129
^{99}Ru	12.7	$\frac{5}{2}$	0.001 13	0.195 53	-0.641 3	0.079
^{101}Ru	17.0	$\frac{5}{2}$	0.001 59	0.219 2	-0.718 8	0.457
^{103}Rh	100	$\frac{1}{2}$	0.000 03	0.134 76	-0.088 40	
^{105}Pd	22.33	$\frac{5}{2}$	0.001 13	0.195 7	-0.642	0.660
^{107}Ag	51.839	$\frac{1}{2}$	0.000 066 9	0.173 30	-0.113 680	
^{109}Ag	48.161	$\frac{1}{2}$	0.000 101	0.199 24	-0.130 691	
^{111}Cd	12.80	$\frac{1}{2}$	0.009 66	0.906 89	-0.594 886	
^{113}Cd	12.22	$\frac{1}{2}$	0.011 06	0.948 68	-0.622 301	
^{113}In	4.3	$\frac{1}{2}$	0.351 21	0.936 52	5.528 9	0.799
^{115}In	95.7	$\frac{1}{2}$	0.353 48	0.938 54	5.540 8	0.81
^{115}Sn	0.34	$\frac{1}{2}$	0.035 61	1.400 74	-9.18 84	
^{117}Sn	7.68	$\frac{1}{2}$	0.046 05	1.526 06	-1.001 05	
^{119}Sn	8.59	$\frac{1}{2}$	0.052 73	1.596 56	-1.047 28	
^{121}Sb	57.36	$\frac{5}{2}$	0.163 02	1.025 49	3.363 4	-0.36
^{123}Sb	42.64	$\frac{7}{2}$	0.046 59	0.555 30	2.549 8	-0.49
^{123}Te	0.908	$\frac{1}{2}$	0.018 37	1.123 46	-0.736 948	
^{125}Te	7.139	$\frac{1}{2}$	0.032 20	1.354 51	-0.888 505	
^{127}I	100	$\frac{5}{2}$	0.095 40	0.857 76	2.813 327	-0.789
^{129}Xe	26.4	$\frac{1}{2}$	0.021 62	1.186 01	-0.777 976	
^{131}Xe	21.2	$\frac{3}{2}$	0.002 82	0.351 58	0.691 862	-0.12
^{133}Cs	100	$\frac{7}{2}$	0.048 38	0.562 32	2.582 025	-0.003 7
^{135}Ba	6.592	$\frac{3}{2}$	0.005 00	0.425 81	0.837 943	0.160
^{137}Ba	11.23	$\frac{3}{2}$	0.006 97	0.476 33	0.937 365	0.245
^{138}La	* 0.0902	5	0.094 04	0.566 14	3.713 646	0.45

TABLE 7.41 Nuclear Properties of the Elements (*Continued*)

Nuclide	Natural abundance, %	Spin I	Sensitivity at constant field relative to ^1H	NMR frequency for a 1-kG field, MHz	Magnetic moment μ/μ_N , $\text{J} \cdot \text{T}^{-1}$	Electric quadrupole moment Q , 10^{-28} m^2
^{139}La	99.9098	$\frac{7}{2}$	0.060 58	0.606 10	2.783 045	0.20
^{137}Ce	*	$\frac{3}{2}$	0.006 41	0.462	0.91	
^{139}Ce	*	$\frac{3}{2}$	0.006 41	0.462	0.91	
^{141}Ce	*	$\frac{7}{2}$	0.003 64	0.237	1.09	
^{141}Pr	100	$\frac{5}{2}$	0.334 83	1.303 55	4.275 4	-0.059
^{143}Nd	12.18	$\frac{7}{2}$	0.003 39	0.231 9	-1.065	-0.63
^{145}Nd	8.30	$\frac{7}{2}$	0.000 79	0.142 9	-0.656	-0.33
^{143}Pm	*	$\frac{5}{2}$	0.235 10	1.16	3.8	
^{147}Pm	*	$\frac{7}{2}$	0.049 40	0.57	2.6	0.70
^{147}Sm	15.0	$\frac{7}{2}$	0.001 52	0.177 47	-0.814 9	-0.26
^{149}Sm	13.8	$\frac{7}{2}$	0.000 85	0.146 31	-0.671 8	0.094
^{151}Eu	47.8	$\frac{5}{2}$	0.179 29	1.058 54	3.471 8	0.903
^{153}Eu	52.2	$\frac{5}{2}$	0.015 44	0.467 44	1.533 1	2.41
^{155}Gd	14.80	$\frac{3}{2}$	0.000 15	0.131 7	-0.259 1	1.27
^{157}Gd	15.65	$\frac{3}{2}$	0.000 33	0.1727	-0.339 9	1.35
^{159}Tb	100	$\frac{3}{2}$	0.069 45	1.023	2.014	1.432
^{161}Dy	18.9	$\frac{5}{2}$	0.000 48	1.465 3	-0.480 6	2.47
^{163}Dy	24.9	$\frac{5}{2}$	0.001 30	0.205 07	0.672 6	2.65
^{165}Ho	100	$\frac{7}{2}$	0.204 23	0.908 81	4.173	3.58
^{167}Er	22.95	$\frac{7}{2}$	0.000 507	0.122 81	-0.563 9	3.57
^{169}Tm	100	$\frac{1}{2}$	0.000 566	3.531	-0.231 6	
^{171}Yb	14.3	$\frac{1}{2}$	0.005 52	0.752 59	0.493 67	
^{173}Yb	16.12	$\frac{5}{2}$	0.001 35	0.207 301	-0.679 89	2.80
^{175}Lu	97.41	$\frac{7}{2}$	0.031 28	0.486 24	2.232 7	3.49
^{176}Lu	* 2.59	7	0.039 75	0.345 1	3.169	4.97
^{177}Hf	18.606	$\frac{7}{2}$	0.001 40	0.172 81	0.793 5	3.36
^{179}Hf	13.629	$\frac{9}{2}$	0.000 55	0.108 56	-0.640 9	3.79
^{180}Ta	0.012	9	0.102 51	0.404	4.77	
^{181}Ta	99.988	$\frac{7}{2}$	0.037 44	0.516 25	2.3705	3.17
^{183}W	14.3	$\frac{1}{2}$	0.000 08	0.179 56	0.117 785	
^{185}Re	37.40	$\frac{5}{2}$	0.138 70	0.971 7	3.1871	2.18
^{187}Re	* 62.60	$\frac{5}{2}$	0.143 00	0.981 7	3.219 7	2.07
^{187}Os	1.6	$\frac{1}{2}$	0.000 01	0.098 56	0.064 652	
^{189}Os	16.1	$\frac{3}{2}$	0.002 44	0.335 35	0.659 933	0.856
^{191}Ir	37.3	$\frac{3}{2}$	0.000 03	0.076 6	0.150 7	0.816
^{193}Ir	62.7	$\frac{3}{2}$	0.000 04	0.0832	0.163 7	0.751
^{195}Pt	33.8	$\frac{1}{2}$	0.010 39	0.929 20	0.609 52	
^{197}Au	100	$\frac{3}{2}$	0.000 03	0.074 06	0.145 746	0.547
^{199}Hg	16.87	$\frac{1}{2}$	0.005 94	0.771 21	0.505 885	
^{201}Hg	13.18	$\frac{3}{2}$	0.001 49	0.284 68	-0.560 226	0.386
^{203}Tl	29.524	$\frac{1}{2}$	0.195 981	2.473 10	1.622 258	
^{205}Tl	70.476	$\frac{1}{2}$	0.201 82	2.497 42	1.638 215	
^{207}Pb	22.1	$\frac{1}{2}$	0.009 55	0.903 38	0.592 58	
^{209}Bi	100	$\frac{9}{2}$	0.144 33	0.696 28	4.110 6	-0.50
^{229}Th	*	$\frac{5}{2}$	0.000 42	0.140	0.46	4.30
^{231}Pa	*	$\frac{3}{2}$	0.069 03	1.02	2.01	-1.72
^{235}U	* 0.7200	$\frac{7}{2}$	0.000 15	0.083	-0.38	4.936
^{237}Np	*	$\frac{5}{2}$	0.132 64	0.957	3.14	3.886
^{239}Pu	*	$\frac{1}{2}$	0.000 38	0.309	0.203	
^{243}Am	*	$\frac{5}{2}$	0.017 88	0.491	1.61	4.21

TABLE 7.42 Proton Chemical Shifts

Values are given on the officially approved δ scale; $\tau = 10.00 - \delta$.

Abbreviations Used in the Table

R, alkyl group Ar, aryl group

Substituent group	Methyl protons	Methylene protons	Methine proton
HC—C—CH ₂	0.95	1.20	1.55
HC—C—NR ₂	1.05	1.45	1.70
HC—C—C=C	1.00	1.35	1.70
HC—C—C=O	1.05	1.55	1.95
HC—C—NRAr	1.10	1.50	1.80
HC—C—H(C=O)R	1.10	1.50	1.90
HC—C—(C=O)NR ₂	1.10	1.50	1.80
HC—C—(C=O)Ar	1.15	1.55	1.90
HC—C—(C=O)OR	1.15	1.70	1.90
HC—C—Ar	1.15	1.55	1.80
HC—C—OH	1.20	1.50	1.75
HC—C—OR	1.20	1.50	1.75
HC—C—C≡CR	1.20	1.50	1.80
HC—C—C≡N	1.25	1.65	2.00
HC—C—SR	1.25	1.60	1.90
HC—C—OAr	1.30	1.55	2.00
HC—C—O(C=O)R	1.30	1.60	1.80
HC—C—SH	1.30	1.60	1.65
HC—C—(S=O)R	1.35	1.70	
and HC—C—SO ₂ R			
HC—C—NR ₃ ⁺	1.40	1.75	2.05
HC—C—O—N=O	1.40		
HC—C—O(C=O)CF ₃	1.40	1.65	
HC—C—CL	1.55	1.80	1.95
HC—C—F	1.55	1.85	2.15
HC—C—NO ₂	1.60	2.05	2.50
HC—C—O(C=O)Ar	1.65	1.75	1.85
HC—C—I	1.75	1.80	2.10
HC—C—Br	1.80	1.85	1.90
HC—CH ₂	0.90	1.30	1.50
HC—C=C	1.60	2.05	
HC—C≡C	1.70	2.20	2.80
HC—(C=O)OR	2.00	2.25	2.50
HC—(C=O)NR ₂	2.00	2.25	2.40
HC—SR	2.05	2.55	3.00
HC—O—O	2.10	2.30	2.55
HC—(C=O)R	2.10	2.35	2.65
HC—C≡N	2.15	2.45	2.90
HC—I	2.15	3.15	4.25
HC—CHO	2.20	2.40	
HC—Ar	2.25	2.45	2.85
HC—NR ₂	2.25	2.40	2.80
HC—SSR	2.35	2.70	
HC—(C=O)Ar	2.40	2.70	3.40
HC—SAr	2.40		
HC—NRAr	2.60	3.10	3.60
HC—SO ₂ R and HC—(SO)R	2.60	3.05	
HC—Br	2.70	3.40	4.10
HC—NR ₃ ⁺	2.95	3.10	3.60

TABLE 7.42 Proton Chemical Shifts (Continued)

Substituent group	Methyl protons	Methylene protons	Methine proton
HC—NH(C=O)R	2.95	3.35	3.85
HC—SO ₃ R	2.95		
HC—Cl	3.05	3.45	4.05
HC—OH and HC—OR	3.20	3.40	3.60
HC—PAr ₃	3.20	3.40	
HC—NH ₂	3.50	3.75	4.05
HC—O(C=O)R	3.65	4.10	4.95
HC—OAr	3.80	4.00	4.60
HC—O(C=O)Ar	3.80	4.20	5.05
HC—O(C=O)CF ₁	3.95	4.30	
HC—F	4.25	4.50	4.80
HC—NO ₂	4.30	4.35	4.60
Cyclopropane		0.20	0.40
Cyclobutane		2.45	
Cyclopentane		1.65	
Cyclohexane		1.50	1.80
Cycloheptane		1.25	

Substituent group	Proton shift	Substituent group	Proton shift
HC≡CH	2.35	HO—C=O	10–12
HC≡CAr	2.90	HO—SO ₂	11–12
HC≡C—C=C	2.75	HO—Ar	4.5–6.5
HAr	7.20	HO—R	0.5–4.5
HCO—O	8.1	HS—Ar	2.8–3.6
HCO—R	9.4–10.0	HS—R	1–2
HCO—Ar	9.7–10.5	HN—Ar	3–6
HO—N=C (oxime)	9–12	HN—R	0.5–5

Saturated heterocyclic ring systems

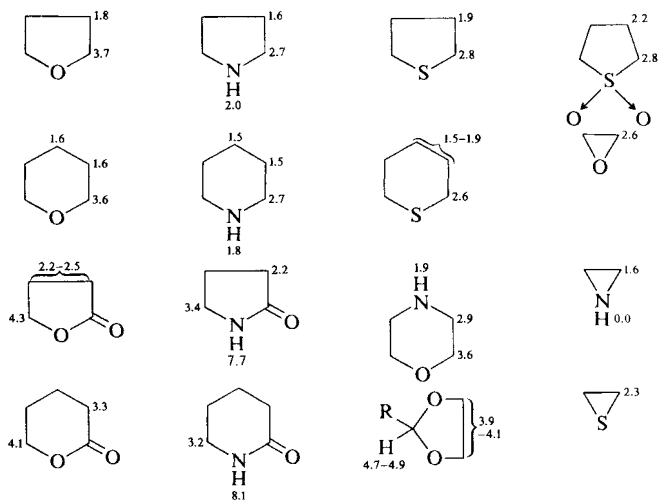
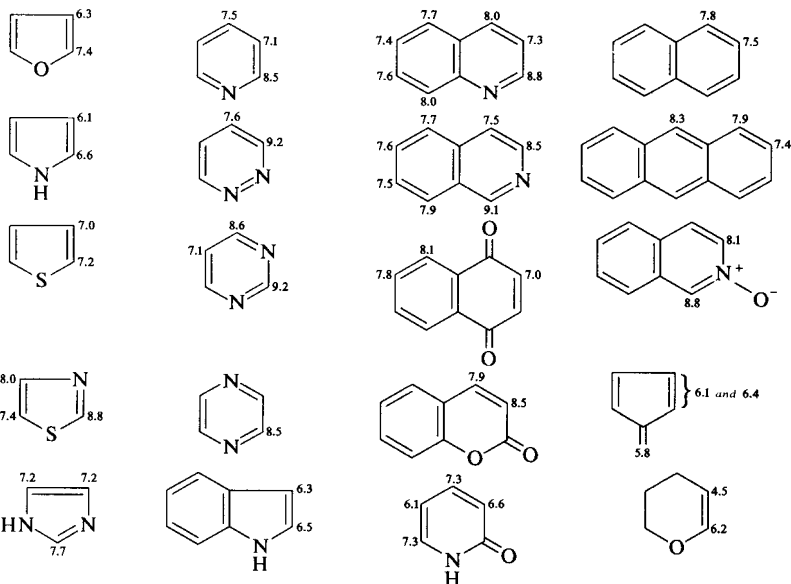


TABLE 7.42 Proton Chemical Shifts (Continued)

Unsaturated cyclic systems

TABLE 7.43 Estimation of Chemical Shift for Protons of $-\text{CH}_2-$ and Methine Groups

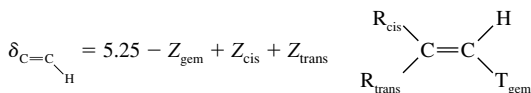
$$\delta_{\text{CH}_2} = 0.23 + C_1 + C_2 \quad \delta_{\text{CH}} = 0.23 + C_1 + C_2 + C_3$$

X^*	C	X^*	C	X^*	C
$-\text{CH}_3$	0.5	$-\text{SR}$	1.6	$-\text{OR}$	2.4
$-\text{CF}_3$	1.1	$-\text{C}\equiv\text{C}-\text{Ar}$	1.7	$-\text{Cl}$	2.5
$>\text{C}=\text{C}<$	1.3	$-\text{CN}$	1.7	$-\text{OH}$	2.6
$-\text{C}\equiv\text{C}-\text{R}$	1.4	$-\text{CO}-\text{R}$	1.7	$-\text{N}=\text{C}=\text{S}$	2.9
$-\text{COOR}$	1.5	$-\text{I}$	1.8	$-\text{OCOR}$	3.1
$-\text{NR}_2$	1.6	$-\text{Ph}$	1.8	$-\text{OPh}$	3.2
$-\text{CONR}_2$	1.6	$-\text{Br}$	2.3		

* R, alkyl group; Ar, aryl group; Ph, phenyl group.

TABLE 7.44 Estimation of Chemical Shift for Proton Attached to a Double Bond

Positive Z values indicate a downfield shift, and an arrow indicates the point of attachment of the substituent group to the double bond.



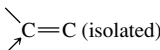
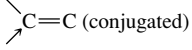
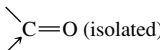
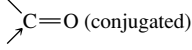




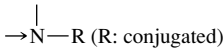
R	Z_{gem} , ppm	Z_{cis} , ppm	Z_{trans} , ppm
→H	0	0	0
→alkyl	0.45	-0.22	-0.28
→alkyl—ring (5- or 6-member)	0.69	-0.25	-0.28
→CH ₂ O—	0.64	-0.01	-0.02
→CH ₂ S—	0.71	-0.13	-0.22
→CH ₂ X (X: F, Cl, Br)	0.70	0.11	-0.04
→CH ₂ N<	0.58	-0.10	-0.08
	1.00	-0.09	-0.23
	1.24	0.02	-0.05
→C≡N	0.27	0.75	0.55
→C≡C—	0.47	0.38	0.12
	1.10	1.12	0.87
	1.06	0.91	0.74
→COOH (isolated)	0.97	1.41	0.71
→COOH (conjugated)	0.80	0.98	0.32
→COOR (isolated)	0.80	1.18	0.55
→COOR (conjugated)	0.78	1.01	0.46
	1.02	0.95	1.17
	1.37	0.98	0.46
	1.11	1.46	1.01
→OR (R: aliphatic)	1.22	-1.07	-1.21
→OR (R: conjugated)	1.21	-0.60	-1.00
→OCOR	2.11	-0.35	-0.64
→CH ₂ —  ; →CH ₂ —C≡N	0.69	-0.08	-0.06
→CH ₂ —aromatic ring	1.05	-0.29	-0.32
→F	1.54	-0.40	-1.02
→Cl	1.08	0.18	0.13
→Br	1.07	0.45	0.55
→I	1.14	0.81	0.88
→N—R (R: aliphatic)	0.80	-1.26	-1.21
	1.17	-0.53	-0.99

TABLE 7.44 Estimation of Chemical Shift for Proton Attached to a Double Bond (*Continued*)

R	Z_{gem} , ppm	Z_{cis} , ppm	Z_{trans} , ppm
$\begin{array}{c} \quad \\ \rightarrow \text{N} - \text{C} = \text{O} \end{array}$	2.08	-0.57	-0.72
\rightarrow aromatic	1.38	0.36	-0.07
\rightarrow CF ₃	0.66	0.61	0.32
\rightarrow aromatic (<i>o</i> -substituted)	1.65	0.19	0.09
\rightarrow SR	1.11	-0.29	-0.13
\rightarrow SO ₂	1.55	1.16	0.93

TABLE 7.45 Chemical Shifts in Monosubstituted Benzene

$$\delta = 7.27 + \Delta_i$$

Substituent	Δ_{ortho}	Δ_{meta}	Δ_{para}
NO ₂	0.94	0.18	0.39
CHO	0.58	0.20	0.26
COOH	0.80	0.16	0.25
COOCH ₃	0.71	0.08	0.20
COCl	0.82	0.21	0.35
CCl ₃	0.8	0.2	0.2
COCH ₃	0.62	0.10	0.25
CN	0.26	0.18	0.30
CONH ₂	0.65	0.20	0.22
NH ₃ ⁺	0.4	0.2	0.2
CH ₂ X*	0.0-0.1	0.0-0.1	0.0-0.1
CH ₃	-0.16	-0.09	-0.17
CH ₂ CH ₃	-0.15	-0.06	-0.18
CH(CH ₃) ₂	-0.14	-0.09	-0.18
C(CH ₃) ₂	-0.09	0.05	-0.23
F	-0.30	-0.02	-0.23
Cl	0.01	-0.06	-0.08
Br	0.19	-0.12	-0.05
I	0.39	-0.25	-0.02
NH ₂	-0.76	-0.25	-0.63
OCH ₃	-0.46	-0.10	-0.41
OH	-0.49	-0.13	-0.2
OCOR	-0.2	0.1	-0.2
NHCH ₃	-0.8	-0.3	-0.6
N(CH ₃) ₂	-0.60	-0.10	-0.62

* X = Cl, alkyl, OH, or NH₂.

TABLE 7.46 Proton Spin Coupling Constants

Structure	<i>J</i> , Hz	Structure	<i>J</i> , Hz
	12-15		2-3 3-4 2-4 2-5
	6-8		<i>o</i> <i>m</i> <i>p</i>
>CH-OH (free rotation)	5		<i>o</i> <i>m</i> <i>p</i>
>CH-NH	4-8		<i>a-a</i> <i>a-e</i> <i>e-e</i>
	6-8	Cyclopentane	<i>cis</i> <i>trans</i>
	1-3	Cyclobutane	<i>cis</i> <i>trans</i>
-N=C-H	8-16	Cyclopropane	<i>cis</i> <i>trans</i> <i>gem</i>
	0-3		<i>o</i> <i>m</i> <i>p</i>
	6-14		1-2 2-3
	11-18		2-3 3-4 2-4 3-5 2-5 2-6
	0.5-3		1-2 1-3 2-3 3-4
	0.5-3		1-2 1-3 2-3 2-4 2-5
>C=CH-CH=C<	4-10		
>C=CH-C=O	10-13		45-52
=CH-C=O	6		<i>gauche</i> <i>trans</i>
$\text{-CH}_2\text{-C}\equiv\text{C-CH}$	0-3		<i>gem</i> <i>cis</i> <i>trans</i>
$\text{>CH-C}\equiv\text{CH}$	0-3		
	0-2		
	2-4		
	5-7		
	6-9		
	10-13		
	4-5		
	3		
	5-6		
	0		
	7		
	6		
	2		
	6		
	4		
	1.8		
	3.5		
	0-1		
	1-2		

TABLE 7.46 Proton Spin Coupling Constants (*Continued*)

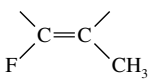

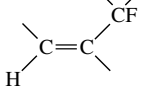
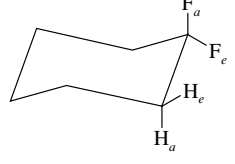
Structure	J , Hz	Structure	J , Hz
	2-4		21
	0-6		$a-a$ $a-e$ $e-e$ $e-e$
			34 12 <5-8

TABLE 7.47 Proton Chemical Shifts of Reference Compounds

Relative to tetramethylsilane.

Compound	δ , ppm	Solvent(s)
Sodium acetate	1.90	D ₂ O
1,2-Dibromoethane	3.63	CDCl ₃
1,1,2,2-Tetrachloroethane	5.95	CDCl ₃ ; CCl ₄
1,4-Benzoquinone	6.78	CDCl ₃ ; CCl ₄
1,4-Dichlorobenzene	7.23	CCl ₄
1,3,5-Trinitrobenzene	9.21	DMSO- <i>d</i> ₆ *
	9.55	CHCl ₃

* DMSO, dimethyl sulfoxide.

TABLE 7.48 Solvent Positions of Residual Protons in Incompletely Deuterated Solvents

Relative to tetramethylsilane.

Solvent	Group	δ , ppm
Acetic- <i>d</i> ₃ acid- <i>d</i> ₁	Methyl	2.05
	Hydroxyl	11.5*
Acetone- <i>d</i> ₆	Methyl	2.057
Acetonitrile- <i>d</i> ₃	Methyl	1.95
Benzene- <i>d</i> ₆	Methine	6.78
<i>tert</i> -Butanol- <i>d</i> ₁ (CH ₃) ₃ COD	Methyl	1.28
Chloroform- <i>d</i> ₁	Methine	7.25
Cyclohexane- <i>d</i> ₁₂	Methylene	1.40
Deuterium oxide	Hydroxyl	4.7*
Dimethyl- <i>d</i> ₆ -formamide- <i>d</i> ₁	Methyl	2.75; 2.95
	Formyl	8.05
Dimethyl- <i>d</i> ₆ sulfoxide	Methyl	2.51
	Absorbed water	3.3*
1,4-Dioxane- <i>d</i> ₈	Methylene	3.55
Hexamethyl- <i>d</i> ₁₈ -phosphoramidate	Methyl	2.60
Methanol- <i>d</i> ₄	Methyl	3.35
	Hydroxyl	4.8*
Dichloromethane- <i>d</i> ₂	Methylene	5.35

* These values may vary greatly, depending upon the solute and its concentration.

TABLE 7.48 Solvent Positions of Residual Protons in Incompletely Deuterated Solvents (*Continued*)

Solvent	Group	δ , ppm
Pyridine- d_5	C-2 Methine	8.5
	C-3 Methine	7.0
	C-4 Methine	7.35
Toluene- d_8	Methyl	2.3
	Methine	7.2
Trifluoroacetic acid- d_1	Hydroxyl	11.3*

* These values may vary greatly, depending upon the solute and its concentration.

TABLE 7.49 Carbon-13 Chemical Shifts

















Values given in ppm on the δ scale, relative to tetramethylsilane.

Substituent group	Primary carbon	Secondary carbon	Tertiary carbon	Quaternary carbon
<i>Alkanes</i>				
C—C	5–30	25–45	23–58	28–50
C—O	45–60	42–71	62–78	73–86
C—N	13–45	44–58	50–70	60–75
C—S	10–30	22–42	55–67	53–62
C—halide (I to Cl)	3–25	3–40	34–58	35–75
Substituent group	δ , ppm	Substituent group	δ , ppm	
Cyclopropane	–5–5	Aromatics:		
Cycloalkane C ₄ –C ₁₀	5–25	Aryl-C	125–145	
Mercaptanes	5–70	Aryl-P	119–128	
Amines:		Aryl-N	128–138	
R ₂ N—C	20–70	Aryl-O	133–152	
Aryl—N	128–138	Azomethines	145–162	
Sulfoxides, sulfones	35–55	Carbonates	159–162	
Alcohols R—OH	45–87	Ureas	150–170	
Ethers R—O—R	57–87	Anhydrides	150–175	
Nitro R—NO ₂	60–78	Amides	154–178	
Alkynes:		Oximes	155–165	
HC≡CR	63–73	Esters:		
RC≡CR	72–95	Saturated	158–165	
Acetals, ketals	88–112	α,β -Unsaturated	165–176	
Thiocyanates R—SCN	96–118	Isocyanides R—NC	162–175	
Alkenes:		Carboxylic acids:		
H ₂ C=	100–122	Nonconjugated	162–165	
R ₂ C=	110–150	Conjugated	165–184	
Heteroaromatics:		Salts (anion)	175–195	
C=N	100–152	Ketones:		
C _{α}	142–160	α -Halo	160–200	
Cyanates R—OCN	105–120	Nonconjugated	192–202	
Isocyanates R—NCO	115–135	α,β -Unsaturated	202–220	
Isothiocyanates R—NCS	115–142	Imides	165–180	
Nitriles, cyanides	117–124	Acyl chlorides R—CO—Cl	165–183	

TABLE 7.49 Carbon-13 Chemical Shifts (*Continued*)

Substituent group	δ , ppm	Substituent group	δ , ppm
Thioureas	165–185	Thioketones R—CS—R	190–202
Aldehydes:		Carbonyl M(CO) _n	190–218
α -Halo	170–190	Allenes =C=C=C	197–205
Nonconjugated	182–192		
Conjugated	192–208		

Saturated heterocyclic ring systems

 39.5	 18.7	 18.2	 22.9 72.6
 29.7 27.5	 26.0 68.0	 31.2 31.7	 25.7 47.1
 24.9 27.7 69.5	 26.6 27.8 29.1	 25.9 27.8 47.9	 66.5
 92.8 65.9 26.6	 22.8 51.5	 24.4 56.7 48.0	 47.3 18.1 47.6

Unsaturated cyclic systems





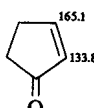
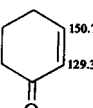
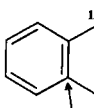
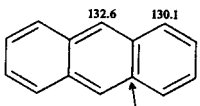
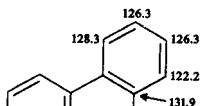
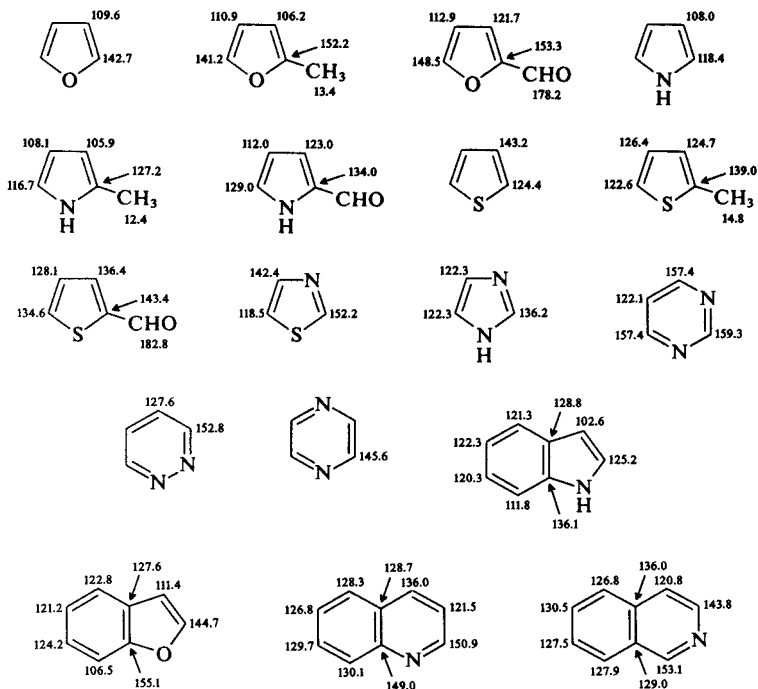
 30.2 137.2	 130.8 32.6 22.1	 127.3 24.5 22.1	 107.1 149.7 36.2 28.9 26.9
 165.1 133.8	 150.7 129.3	 128.1 125.9 133.7	
	 132.6 130.1 125.5 132.2	 126.3 128.3 126.3 122.2 131.9 126.6 130.1	

TABLE 7.49 Carbon-13 Chemical Shifts (Continued)

Unsaturated cyclic systems (continued)



Saturated alicyclic ring systems

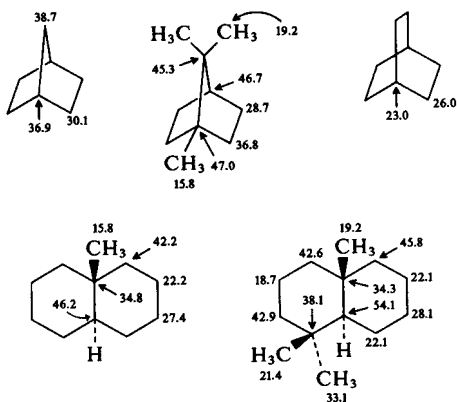


TABLE 7.51 Effect of Substituent Groups on Alkyl Chemical Shifts (*Continued*)

Substituent group Y*	α carbon		β carbon		γ carbon
	Straight	Branched	Straight	Branched	
—I	—8	4	11.3	12	—1.0
—NH ₂	29.3	24	11.3	10	—4.6
—NH ₃ ⁺	26	24	8	6	—5
—NHR	36.9	31	8.3	6	—3.5
—NR ₂	42		6		—3
—NR ₃ ⁺	31		5		—7
—NO ₂	63	57	4	4	
—CN	4	1	3	3	—3
—SH	11	11	12	11	—6
—SR	20		7		—3
—CH=CH ₂	20		6		—0.5
—C ₆ H ₅	23	17	9	7	—2
—C≡CH	4.5		5.5		—3.5

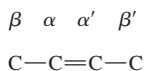
* R, alkyl group; Ar, aryl group.

TABLE 7.52 Estimation of Chemical Shifts of Carbon Attached to a Double Bond

The olefinic carbon chemical shift is calculated from the equation

$$\delta_C = 123.3 + 10.6n_\alpha + 7.2n_\beta - 7.9n_{\alpha'} - 1.8n_{\beta'} \quad (\text{plus any steric correction terms})$$

where n is the number of carbon atoms at the particular position, namely,



Substituents on both sides of the double bond are considered separately. Additional vinyl carbons are treated as if they were alkyl carbons. The method is applicable to alicyclic alkenes; in small rings carbons are counted twice, i.e., from both sides of the double bond where applicable. The constant in the equation is the chemical shift for ethylene. The effect of other substituent groups is tabulated below.

Substituent group	β	α	α'	β'
—OR	2	29	—39	—1
—OH	6			—1
—O—CO—CH ₃	—3	18	—27	4
—CO—CH ₃		15	6	
—CHO		13.6	13.2	
—CO—OH		5.2	9.1	
—CO—OR		6	7	
—CN		—15.4	14.3	
—F		24.9	—34.3	
—Cl	—1	3.3	—5.4	2
—Br	0	—7.2	—0.7	2
—I		—37.4	7.7	
—C ₆ H ₅		12	—11	

TABLE 7.52 Estimation of Chemical Shifts of Carbon Attached to a Double Bond (*Continued*)

Substituent pair		Steric correction term
α, α'	<i>trans</i>	0
α, α'	<i>cis</i>	-1.1
α, α	<i>gem</i>	-4.8
α', α'		+2.5
β, β		+2.3

TABLE 7.53 Carbon-13 Chemical Shifts in Substituted Benzenes

$$\delta_c = 128.5 + \Delta$$

Substituent group	Δ_{C-1}	Δ_{ortho}	Δ_{meta}	Δ_{para}
-CH ₃	9.3	0.8	-0.1	-2.9
-CH ₂ CH ₃	15.6	-0.4	0	-2.6
-CH(CH ₃) ₂	20.2	-2.5	0.1	-2.4
-C(CH ₃) ₃	22.4	-3.1	-0.1	-2.9
-CH ₂ O-CO-CH ₃	7.7	0	0	0
-C ₆ H ₅	13.1	-1.1	0.4	-1.2
-CH=CH ₂	9.5	-2.0	0.2	-0.5
-C≡CH	-6.1	3.8	0.4	-0.2
-CH ₂ OH	12.3	-1.4	-1.4	-1.4
-CO-OH	2.1	1.5	0	5.1
-COO ⁻ (anion)	8	1	0	3
-CO-OCH ₃	2.1	1.1	0.1	4.5
-CO-CH ₃	9.1	0.1	0	4.2
-CHO	8.6	1.3	0.6	5.5
-CO-Cl	4.6	2.4	1	6.2
-CO-CF ₃	-5.6	1.8	0.7	6.7
-CO-C ₆ H ₅	9.4	1.7	-0.2	3.6
-CN	-15.4	3.6	0.6	3.9
-OH	26.9	-12.7	1.4	-7.3
-OCH ₃	31.4	-14.0	1.0	-7.7
-OC ₆ H ₅	29.2	-9.4	1.6	-5.1
-O-CO-CH ₃	23.0	-6.4	1.3	-2.3
-NH ₂	18.0	-13.3	0.9	-9.8
-N(CH ₃) ₂	22.4	-15.7	0.8	-11.5
-N(C ₆ H ₅) ₂	19	-4	1	-6
-NHC ₆ H ₅	14.6	-10.7	0.7	-7.7
-NH-CO-CH ₃	11.1	-9.9	0.2	-5.6
-NO ₂	20.0	-4.8	0.9	5.8
-F	34.8	-12.9	1.4	-4.5
-Cl	6.2	0.4	1.3	-1.9
-Br	-5.5	3.4	1.7	-1.6
-I	-32.2	9.9	2.6	-1.4
-CF ₃	-9.0	-2.2	0.3	3.2
-NCO	5.7	-3.6	1.2	-2.8
-SH	2.3	1.1	1.1	-3.1
-SCH ₃	10.2	-1.8	0.4	-3.6
-SO ₂ -NH ₂	15.3	-2.9	0.4	3.3
-Si(CH ₃) ₃	13.4	4.4	-1.1	-1.1

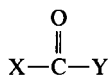
TABLE 7.54 Carbon-13 Chemical Shifts in Substituted Pyridines*

$$\delta_C(k) = C_k + \Delta_i$$

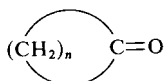
Substituent group	$C_2 = C_6 = 149.6$ Δ_{C-2} or Δ_{C-6}		Δ_{23}	Δ_{24}	Δ_{25}	Δ_{26}
—CH ₃	9.1		-1.0	-0.1	-3.4	-0.1
—CH ₂ CH ₃	14.0		-2.1	0.1	-3.1	0.2
—CO—CH ₃	4.3		-2.8	0.7	3.0	-0.2
—CHO	3.5		-2.6	1.3	4.1	0.7
—OH	14.9		-17.2	0.4	-3.1	-6.8
—OCH ₃	15.3		-13.1	2.1	-7.5	-2.2
—NH ₂	11.3		-14.7	2.3	10.6	-0.9
—NO ₂	8.0		-5.1	5.5	6.6	0.4
—CN	-15.8		-5.0	-1.7	3.6	1.9
—F	14.4		-14.7	5.1	-2.7	-1.7
—Cl	2.3		0.7	3.3	-1.2	0.6
—Br	-6.7		4.8	3.3	-0.5	1.4
Substituent group	Δ_{32}	$C_3 = C_5 = 124.2$ Δ_{C-3} or Δ_{C-5}		Δ_{34}	Δ_{35}	
—CH ₃	1.3	9.0		0.2	-0.8	-2.3
—CH ₂ CH ₃	0.3	15.0		-1.5	-0.3	-1.8
—CO—CH ₃	0.5	-0.3		-3.7	-2.7	4.2
—CHO	2.4	7.9		0	0.6	5.4
—OH	-10.7	31.4		-12.2	1.3	-8.6
—NH ₂	-11.9	21.5		-14.2	0.9	-10.8
—CN	3.6	-13.7		4.4	0.6	4.2
—Cl	-0.3	8.2		-0.2	0.7	-1.4
—Br	2.1	-2.6		2.9	1.2	-0.9
—I	7.1	-28.4		9.1	2.4	0.3
Substituent group	$\Delta_{42} = \Delta_{46}$		$\Delta_{43} = \Delta_{45}$		$C_4 = 136.2$ Δ_{C-4}	
—CH ₃	0.5		0.8		10.8	
—CH ₂ CH ₃	0		-0.3		15.9	
—CH=CH ₂	0.3		-2.9		8.6	
—CO—CH ₃	1.6		-2.6		6.8	
—CHO	1.7		-0.6		5.5	
—NH ₂	0.9		-13.8		19.6	
—CN	2.1		2.2		-15.7	
—Br	3.0		3.4		-3.0	

* May be used for disubstituted, polyheterocyclic, and polynuclear systems if deviations due to steric and mesomeric effects are allowed for.

TABLE 7.55 Carbon-13 Chemical Shifts of Carbonyl Group



X	Y	δ_c	X	Y	δ_c
H—	—CH ₃	199.7	CH ₃ —	—CH=CH ₂	196.9
H—	—CCl ₃	175.3	CH ₃ —	—C ₆ H ₅	197.6
H—	—NH ₂	165.5	CH ₃ —	—CH ₂ —CO—CH ₃	201.9
				(keto)	
H—	—N(CH ₃) ₂	162.4			191.4
				(enol)	
H—	2-Furyl	153.3	CH ₃ —	—CH ₂ CHO	167.7
H—	2-Pyrrolyl	134.0	CH ₃ —	—C ₆ H ₅ —CH ₃	196 (<i>m, p</i>)
H—	2-Thienyl	143.3			199 (<i>o</i>)
(CH ₃) ₂ CH—	—OH	184.8	CH ₃ —	—2,6-(CH ₃) ₂ C ₆ H ₅	206
C ₆ H ₅ —	—OH	172.6	CH ₃ —	—OH	178
CF ₃ —	—OH	163.0	CH ₃ —	—O ⁻ (anion)	181.5
CCl ₃ —	—OH	168.0	CH ₃ —	—OCH ₃	170.7
CH ₃ CH(NH ₂)—	—OH	176.5	CH ₃ —	—O—CH=CH ₂	167.7
CH ₃ —	—OCH ₂ CH ₃	158.1	CH ₃ —	—O—CH(CH ₃) ₂	170.3
H ₂ N—	—OCH ₂ CH ₃	157.8	CH ₃ —	—O—CO—CH ₃	167.3
2-Furyl	—OCH ₃	159.1	CH ₃ —	—NH ₂	172.7
(CH ₃) ₂ N—	—C ₆ H ₅	170.8	CH ₃ —	—NHCH ₃	172
CH ₂ =CHCH ₂ O—CO—	—OCH ₂ CH=CH ₂	157.6	CH ₃ —	—N(CH ₃) ₂	169.5
CH ₃ CH ₂ —	—CH ₂ CH ₃	211.4	CH ₃ —	—Cl	169.6
CH ₃ —CH ₂ —	—O—CO—CH ₂ CH ₃	170.3	CH ₃ —	—Br	165.6
CH ₃ —	—CH ₃	205.8	CH ₃ —	—I	158.9
CH ₃ —	—CH ₂ CH ₃	207			



<i>n</i>	δ_c
3	207.9
4	218.2
5	211.3
6	211.4
7	216.0

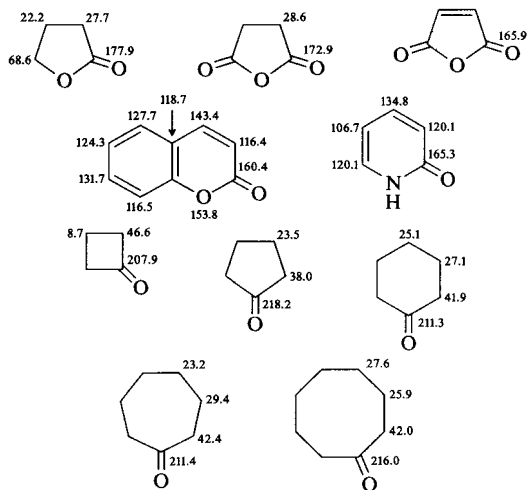


TABLE 7.56 One-Bond Carbon-Hydrogen Spin Coupling Constants

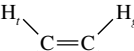



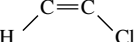

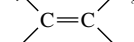


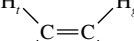


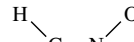
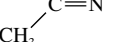






Structure	J_{CH} , Hz	Structure	J_{CH} , Hz
H—CH ₃	125.0	H—CH=O; CH ₃ — <u>CH</u> =O	172
H—CH ₂ CH ₃	124.9	H ₂ N—CH=O	188.3
CH ₃ — <u>CH</u> —CH ₃	119.2	(CH ₃) ₂ N— <u>CH</u> =O	191
H—C(CH ₃) ₂	114.2	H—COOH	222
H—CH ₂ CH ₂ OH	126.9	H—COO ⁻ (anion)	195
H—CH ₂ CH=CH ₂	122.4	H—CO—OCH ₃	226
H—CH ₂ C ₆ H ₅	129.4	H—CO—F	267
H—CH ₂ C≡CH	132.0	CH ₃ CH ₂ —O— <u>CHO</u>	225.6
H—CH ₂ CN	136.1	Cl ₃ —CHO	207
H—CH(CN) ₂	145.2	H—C≡CH	249
H—CH ₂ —halogen	149–152	H—C≡CCH ₃	248
H—CHF ₂	184.5	H—C≡CC ₆ H ₅	251
H—CHCl ₂	178.0	H—C≡CCH ₂ OH	241
H—CH ₂ NH ₂	133.0	H—CN	269
H—CH ₂ NH ₃ ⁺	145.0	Cyclopropane	161
H—CH ₂ OH (or H—CH ₂ OR)	140–141	Cyclobutane	136
H—CH(OR) ₂	161–162	Cyclopentane	131
H—C(OR) ₃	186	Cyclohexane	123
H—C(OH)R ₂	143	Tetrahydrofuran 2,5	149
H—CH ₂ NO ₂	146.0	3,4	133
H—CH(NO ₂) ₂	169.4	1,4-Dioxane	145
H—CH ₂ COOH	130.0	Benzene	159
H—CH(COOH) ₂	132.0	Fluorobenzene 2,6	155
H—CH=CH ₂	156.2	3,5	163
H—C(CH ₃)=C(CH ₃) ₂	148.4	4	161
H—CH=C(<i>tert</i> -C ₄ H ₉) ₂	152	Bromobenzene 2,6	171
H—C(<i>tert</i> -C ₄ H ₉)= C(<i>tert</i> -C ₄ H ₉) ₂	143	3,5	164
Methylenecycloalkane C ₄ –C ₇	153–155	4	161
H—CH=C=CH ₂	168	Benzonitrile 2,6	173
H—C(C ₆ H ₅)=CH(C ₆ H ₅)		3,6	166
<i>cis</i>	155	4	163
<i>trans</i>	151	Nitrobenzene 2,6	171
Cyclopropene	220	3,5	167
		4	163
 <i>gem</i>	200	Mesitylene	154
 <i>cis</i>	159	 2,6	170
 <i>trans</i>	162	3,5	163
 <i>gem</i>	195	4	152
 <i>cis</i>	163	2,4,6-Trimethylpyridine	158
 <i>trans</i>	161	 2,5	183
 <i>gem</i>	162	N	3,4
 <i>cis</i>	157	H	170
 <i>trans</i>	162	 2,5	201
 <i>gem</i>	177	3,4	175
 <i>cis</i>	163	 2,5	185
 <i>trans</i>	165	3,4	167
 <i>cis</i>	163	 2,5	185
 <i>trans</i>	177	3,4	167
		 3,5	190
		4	178

TABLE 7.56 One-Bond Carbon-Hydrogen Spin Coupling Constants (*Continued*)




Structure	J_{CH} , Hz	Structure	J_{CH} , Hz
 2 4	208 199		216
	205		

TABLE 7.57 Two-Bond Carbon-Hydrogen Spin Coupling Constants

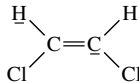
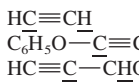
Structure	${}^2J_{\text{CH}}$, Hz	Structure	${}^2J_{\text{CH}}$, Hz
$\text{CH}_3\text{—CH}_2\text{—H}$	-4.5	$(\text{CH}_2)_n\text{—C=CH}_2$ $n = 4$	4.2
$\text{CCl}_3\text{—CH}_2\text{—H}$	5.9	$(\text{CH}_2)_n\text{—C=CH}_2$ $n = 5$	5.2
$\text{ClCH}_2\text{—CH}_2\text{Cl}$	-3.4	$(\text{CH}_2)_n\text{—C=CH}_2$ $n = 6$	5.5
$\text{Cl}_2\text{CH—CHCl}_2$	1.2	 <i>cis</i>	16.0
$\text{CH}_3\text{—CHO}$	26.7	 <i>trans</i>	0.8
$\text{CH}_2=\text{CH}_2$	-2.4	$\text{HC}\equiv\text{CH}$	49.3
$(\text{CH}_3)_2\text{C=O}$	5.5	$\text{C}_6\text{H}_5\text{O—C}\equiv\text{CH}$	61.0
$\text{CH}_2=\text{CH—CH=O}$	26.9	$\text{HC}\equiv\text{C—CHO}$	33.2
$(\text{C}_2\text{H}_5)\text{CH—CHO}$	26.9	$\text{ClCH}_2\text{—CHO}$	32.5
$\text{H}_2\text{NCH=CH—CHO}$	6.0	$\text{Cl}_2\text{CH—CHO}$	35.3
$\text{H}_2\text{NCH—CH—CHO}$	20.0	$\text{Cl}_2\text{C—CHO}$	46.3
C_6H_6	1.0	$\text{C}_6\text{H}_5\text{—C}\equiv\text{C}\equiv\text{CH}_3$	10.8

TABLE 7.58 Carbon-Carbon Spin Coupling Constants

Structure*	J_{CC} , Hz	Structure	J_{CC} , Hz
$\text{H}_3\text{C—CH}_3$	35	C—CO—OR	59
$\text{H}_3\text{C—CHR}_2$	37	C—CN	52–57
$\text{H}_3\text{C—CH}_2\text{Ar}$	34	$\text{C—C}\equiv\text{C}$ ${}^2J_{\text{CC}} = 11.8$	67
$\text{H}_3\text{C—CH}_2\text{CN}$	33	$\text{H}_2\text{C=CH}_2$	68
$\text{H}_3\text{C—CH}_2\text{—CH}_2\text{OH}$		>C=C—CO—OH	70–71
C-1, C-2	38	>C=C—CN	71
C-2, C-3	34	>C=C—Ar	67–70
$\text{H}_3\text{C—CH}_2\text{NH}_2$	37	C_6H_6	57
C—C=O	38–40	$\text{C}_3\text{H}_5\text{NO}_2$	
C—C—C=O	36	1-2	55
C—C—Ar	43	2-3, 3-4	56
C—CO—O^- (anion)	52	${}^3J_{2,5}$	7.6
C—CO—N	52		
C—CO—OH	57		

* R, alkyl group; Ar, aryl group.

TABLE 7.58 Carbon-Carbon Spin Coupling Constants (*Continued*)

Structure*	J_{CC} , Hz	Structure	J_{CC} , Hz
C_6H_5I		Pyridine	
1-2	60	2-3	54
2-3	53	3-4	56
3-4	58	${}^3J_{2,5}$	14
${}^3J_{2,5}$	8.6	Furan	69
$C_6H_5-OCH_3$		Pyrrole	69
2-3	58	Thiophene	64
3-4	56	$H_2C=C=C(CH_3)_2$	100
$C_6H_5NH_2$		$-C\equiv C-$	170-176
1-2	61	Structure	${}^2J_{CC}$, Hz
2-3	58	$\underline{CH_3}-CO=\underline{CH_3}$	16
3-4	57	$\underline{CH_3}-C\equiv\underline{CH}$	11.8
${}^3J_{2,5}$	7.9	$\underline{CH_3}CH_2-\underline{CN}$	33
$C_6H_5CH_3$	44		

* R, alkyl group; Ar, aryl group.

TABLE 7.59 Carbon-Fluorine Spin Coupling Constants

Structure*	J_{CF} , Hz	Structure*	J_{CF} , Hz
	-158	$p-F-C_6H_4-CF_3$	-252
	-235	$p-F-C_6H_4-CO-CH_3$	-253
	-274	$p-F-C_6H_4-NO_2$	-257
	-259	$F-C_6H_5$	-244
	-271	${}^2J_{CF} = 21.0$	
	-165	${}^3J_{CF} = 7.7$	
	-167	${}^4J_{CF} = 3.4$	
$F-CH_2CH_2-$ or $F-CR_3$	-237		-287
$p-F-C_6H_4-OR$	-241		-308
$p-F-C_6H_4-R$			-353
			-369
			-241

* Ar, aryl group; R, alkyl group.

TABLE 7.59 Carbon-Fluorine Spin Coupling Constants (*Continued*)

Structure*	J_{CF} , Hz	Structure*	J_{CF} , Hz
$\begin{array}{c} \text{F} & & \text{F} \\ & \diagdown & / \\ & \text{C} & \\ & / & \diagdown \\ \text{F} & & \text{CH}_2\text{OH} \end{array}$	-278	$\begin{array}{c} \text{F} & & \text{F} \\ & \diagdown & / \\ & \text{C} & \\ & / & \diagdown \\ \text{F} & & \text{CO}-\text{CH}_3 \end{array}$	-289
$\begin{array}{c} \text{F} & & \text{F} \\ & \diagdown & / \\ & \text{C} & \\ & / & \diagdown \\ \text{F} & & \text{OCF}_3 \end{array}$	-265		

* Ar, aryl group; R, alkyl group.

TABLE 7.60 Carbon-13 Chemical Shifts of Deuterated Solvents*Relative to tetramethylsilane.*

Solvent	Group	δ , ppm
Acetic- d_3 acid- d_1	Methyl	20.0
	Carbonyl	205.8
Acetone- d_6	Methyl	28.1
	Carbonyl	178.4
Acetonitrile- d_3	Methyl	1.3
	Carbonyl	117.7
Benzene- d_6		128.5
Carbon disulfide		193
Carbon tetrachloride		97
Chloroform- d_1		77
Cyclohexane- d_{12}		25.2
Dimethyl sulfoxide- d_6		39.5
1,4-Dioxane- d_6		67
Formic- d_1 acid- d_1	Carbonyl	165.5
Methanol- d_4		47-49
Methylene chloride- d_2		53.8
Nitromethane- d_3		57.3
Pyridine- d_5	C_3, C_5	123.5
	C_4	135.5
	C_2, C_6	149.9

TABLE 7.61 Carbon-13 Spin Coupling Constants with Various Nuclei

Nuclei	Structure	1J , Hz	2J , Hz	3J , Hz	4J , Hz
^2H	CDCl_3	32			
	$\text{CD}_3-\text{CO}-\text{CD}_3$	20			
	$(\text{CD}_3)_2\text{SO}$	22			
	C_6D_6	26			

TABLE 7.61 Carbon-13 Spin Coupling Constants with Various Nuclei (*Continued*)

Nuclei	Structure	1J , Hz	2J , Hz	3J , Hz	4J , Hz
^7Li	CH_3Li	15			
^{11}B	$(\text{C}_6\text{H}_5)_4\text{B}^-$	49		3	
^{14}N	$(\text{CH}_3)_4\text{N}^+$	10			
	CH_3NC	8			
^{29}Si	$(\text{CH}_3)_4\text{Si}$	52			
^{31}P	$(\text{CH}_3)_3\text{P}$	14			
	$(\text{C}_6\text{H}_9)_3\text{P}$	11	12	5	
	$(\text{C}_6\text{H}_5)_3\text{P}$	12	20	7	0
	$(\text{CH}_3)_4\text{P}^+$	56			
	$(\text{C}_4\text{H}_9)_4\text{P}^+$	48	4	15	
	$(\text{C}_6\text{H}_5)_4\text{P}^+$	88	11	13	3
	$\text{R}(\text{RO})_2\text{P}=\text{O}$	142	5–7		
	$(\text{C}_4\text{H}_9\text{O})_3\text{P}=\text{O}$		6	7	
^{77}Se	$(\text{CH}_3)_2\text{Se}$	62			
	$(\text{CH}_3)_3\text{Se}^+$	50			
^{113}Cd	$(\text{CH}_3)_2\text{Cd}$	513, 537			
^{119}Sn	$(\text{CH}_3)_4\text{Sn}$	340			
	$(\text{CH}_3)_3\text{SnC}_6\text{H}_5$	474	37	47	11
^{125}Te	$(\text{CH}_3)_2\text{Te}$	162			
^{199}Hg	$(\text{CH}_3)_2\text{Hg}$	687			
	$(\text{C}_6\text{H}_5)_2\text{Hg}$	1186	88	102	18
^{207}Pb	$(\text{CH}_3)_2\text{Pb}$	250			
	$(\text{C}_6\text{H}_5)_4\text{Pb}$	481	68	81	20

TABLE 7.62 Boron-11 Chemical Shifts

Values given in ppm on the δ scale, relative to $\text{B}(\text{OCH}_3)_3$.

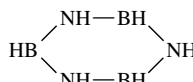
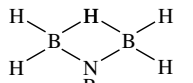
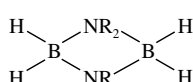
Structure	δ , ppm	Structure	δ , ppm
R_3B	–67 to –68		–12
Ar_3B	–43		
BF_3	24		37
BCl_3	–12		
BBr_3	–6		15
BI_3	41		
$\text{B}(\text{OH})_3$	36		
$\text{B}(\text{OR})_3$	0–1		
$\text{B}(\text{NR}_2)_3$	–13		
$\text{C}_6\text{H}_5\text{BCl}_2$	–36		
$\text{C}_6\text{H}_5\text{B}(\text{OH})_2$	–14		
$\text{C}_6\text{H}_5\text{B}(\text{OR})_2$	–10		
$\text{M}(\text{BH}_4)$	55–61	$(\text{CH}_3)_2\text{N}-\text{B}(\text{CH}_3)_2$	62
$\text{B}(\text{BF}_4)$	19–20		

TABLE 7.62 Boron-11 Chemical Shifts (*Continued*)

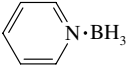
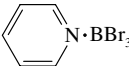
Structure	δ , ppm	Structure	δ , ppm	
Addition complexes		Boranes		
$R_2O \cdot BH_3$	18–19	B_2H_6	1	
$R_3N \cdot BH_3$	25	B_2H_{10}	25	
$R_2NH \cdot BH_3$	33	(BH_2)	60	
	31	(BH)		
$R_2O(\text{or ROH}) \cdot BF_3$	17–19	B_3H_9	Base	Apex
$R_2O(\text{or ROH}) \cdot BCl_3$	–7 to –8	B_3H_{11}	31	70
$R_2O(\text{or ROH}) \cdot BBr_3$	23–24	$B_{10}H_{14}$	–16	50
$R_2O(\text{or ROH}) \cdot BI_3$	74–82		7	54
	24			

TABLE 7.63 Nitrogen-15 (or Nitrogen-14) Chemical Shifts

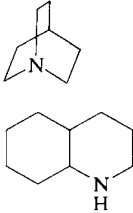
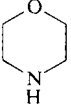
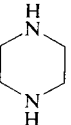
Values given in ppm on the δ scale, relative to NH_3 liquid.

Substituent group	δ , ppm	Substituent group	δ , ppm
Aliphatic amines		Amides (<i>continued</i>)	
Primary	1–59	HCO—NH—Aryl	138–141
Secondary	7–81	RCO—NHR or RCO—NR ₂	103–130
Tertiary	14–44	RCO—NH—Aryl	131–136
Cyclo, primary	29–44	Aryl—CO—H—Aryl	ca 126
Aryl amines	40–100	Guanidines	
Aryl hydrazines	40–100	Amino	30–60
Piperidines, decahydroquinolines	30–82	Imino	166–207
Amine cations		Thioureas	85–111
Primary	19–59	Thioamides	135–154
Secondary	40–74	Cyanamides	
Tertiary	30–67	R ₂ N—	–12 to –38
Quaternary	43–70	—CN	175–200
Enamines, tertiary type		Carbodiimides	95–120
Alkyl	29–82	Isocyanates	
Cycloalkyl	55–104	Alkyl, primary	14–32
Aminophosphines	59–100	Aryl, secondary and tertiary	54–57
Amine <i>N</i> -oxides	95–122	Alkyl	ca 46
Ureas		Isothiocyanates	90–107
Aliphatic	63–84	Azides	52–80
Aryl	105–108		108–122
Sulfonamides	79–164		240–260
Amides		Lactams	113–122
HCO—NHR		Hydrazones	
R = primary	100–115	Amino	141–167
R = secondary	104–148	Imino	319–327
R = tertiary	96–133	Cyanates	155–182
		Nitrile <i>N</i> -oxides, fulminates	195–225

TABLE 7.63 Nitrogen-15 (or Nitrogen-14) Chemical Shifts (*Continued*)

Substituent group	δ , ppm	Substituent group	δ , ppm
Isonitriles		Oximes	340–380
Alkyl, primary	162–178	Nitramines	
Alkyl, secondary	191–199	Amine	252–280
Aryl	ca 180	—NO ₂	328–355
Nitriles		Nitrates	310–353
Alkyl	235–241	<i>gem</i> -Polynitroalkanes	310–353
Aryl	258–268	Nitro	
Thiocyanates	265–280	Aryl	350–382
Diazonium		Alkyl	372–410
Internal	222–230	Hetero, unsaturated	354–367
Terminal	315–322	Azoxy	330–356
Diazo		Azo	504–570
Internal	226–303	Nitrosamines	222–250
Terminal	315–440		525–550
Nitrilium ions	123–150	Nitrites	555–582
Azinium ions	185–220	Thionitrites	720–790
Azine <i>N</i> -oxides	230–300	Nitroso	
Nitrones	270–285	Aliphatic amines, NO	535–560
Imides	170–178	Aryl	804–913
Imines	310–359		

Saturated cyclic systems

$(\text{CH}_2)_n$ N—H $n = 2$ $n = 3$ $n = 4$ $n = 5$	–8.5 25.3 36.7 37.7		7.5 (in C ₆ H ₆) 18.0 (in H ₂ O)
	32.1	<i>cis</i> <i>trans</i>	42.4 52.9
	35.5		

Unsaturated cyclic systems









			
			

TABLE 7.63 Nitrogen-15 (or Nitrogen-14) Chemical Shifts (*Continued*)Unsaturated cyclic systems (*continued*)


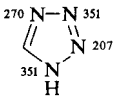




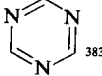
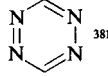
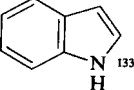
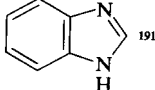
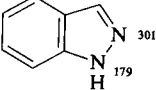
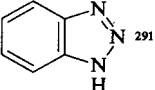
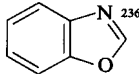
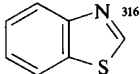
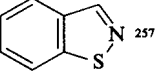
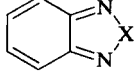
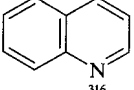
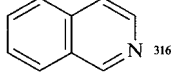
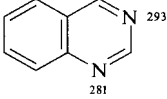
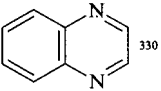
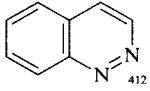
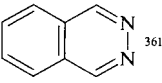
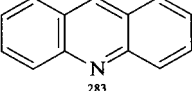
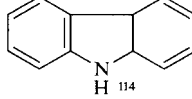
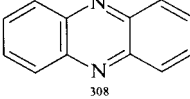
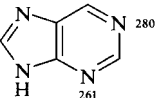
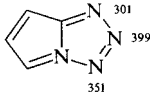
											
											
											
											
											
											
											
											
											
			<table border="1"> <thead> <tr> <th>X</th> <th>δ, ppm</th> </tr> </thead> <tbody> <tr> <td>O</td> <td>517</td> </tr> <tr> <td>S</td> <td>331</td> </tr> <tr> <td>Se</td> <td>373</td> </tr> </tbody> </table>	X	δ , ppm	O	517	S	331	Se	373
X	δ , ppm										
O	517										
S	331										
Se	373										

TABLE 7.64 Nitrogen-15 Chemical Shifts in Monosubstituted Pyridine

$$\delta = 317.3 + \Delta_i$$

Substituent	Δ_{C-2}	Δ_{C-3}	Δ_{C-4}
—CH ₃	-0.4	0.3	-8.0
—CH ₂ CH ₃	-1.8		-6.6
—CH(CH ₃) ₂	-5.1		-5.9
—C(CH ₃) ₃	-2.5		-5.8
—CN	-0.9	-0.8	10.6
—CHO	10	11	29
—CO—CH ₃	-9	15	11
—CO—OCH ₂ CH ₃	11.8		-5
—OCH ₃	-49	0	-23
—OH	-126	-2	-118
—NO ₂	-23	1	22
—NH ₂	-45	10	-46
—F	-42	-18	
—Cl	-4	4	-6
—Br	2	8	7

TABLE 7.65 Nitrogen-15 Chemical Shifts for Standards

Values given in ppm, relative to NH₃ liquid at 23°C.

Substance	δ , ppm	Conditions
Nitromethane (neat)	380.2	For organic solvents and acidic aqueous solutions
Potassium (or sodium) nitrate (saturated aqueous solution)	376.5	For neutral and basic aqueous solutions
C(NO ₂) ₄	331	For nitro compounds
(CH ₃) ₂ —CHO (neat)	103.8	For organic solvents and aqueous solutions
(C ₂ H ₅) ₄ N ⁺ Cl ⁻	64.4	Saturated aqueous solution
(CH ₃) ₄ N ⁺ Cl ⁻	43.5	Saturated aqueous solution
NH ₄ Cl	27.3	Saturated aqueous solution
NH ₄ NO ₃	20.7	Saturated aqueous solution
NH ₃	0.0	Liquid, 25°C
	-15.9	Vapor, 5 atm

TABLE 7.66 Nitrogen-15 to Hydrogen-1 Spin Coupling Constants

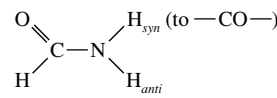
Structure	J , Hz	Structure	J , Hz
R—NH ₂ and R ₂ NH	61–67	Aryl—NHNH ₂	90
Aryl—NH ₂	78	<i>p</i> -O ₂ N—aryl—NHNH ₂	99
<i>p</i> -CH ₃ O—aryl—NH ₂	79	Aryl—SO ₂ —NH ₂	81
<i>p</i> -O ₂ N—aryl—NH ₂	90–93	Aryl—SO ₂ —NHR	86
Amine salts (alkyl and aryl)	73–76	 (to —CO—)	88
Aryl—NHOH	79		
Aryl—NHCH ₃	87		
Aryl—NHCH ₂ F	90		92–93

TABLE 7.66 Nitrogen-15 to Hydrogen-1 Spin Coupling Constants (*Continued*)

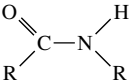
Structure	<i>J</i> , Hz	Structure	<i>J</i> , Hz
 Pyrrole	88–92	(R ₃ Si) ₂ NH	67
HC≡NH ⁺	97	CF ₃ —S—NH ₂	81
>P—NH ₂	133–136	(CF ₃ —S) ₂ NH	99
	82–90	Pyridinium ion	90
		Quinolinium ion	96

TABLE 7.67 Nitrogen-15 to Carbon-13 Spin Coupling Constants

Structure	<i>J</i> , Hz	Structure	<i>J</i> , Hz
Alkyl amines	4–4.5	Alkyl—NO ₂	11
Cyclic alkyl amines	2–2.5	R—CN ₃	18
Alkyl amines protonated	4–5	CH ₃ —N≡C ⁻	
Aryl amines	10–14	H ₃ C—N	10
Aryl amines protonated	9	—N≡C	9
CH ₃ CO—NH ₂	14–15	Diaryl azoxy	
H ₂ N—CO—NH ₂	20	<i>anti</i>	18
Aryl—NO ₂	15	<i>syn</i>	13

TABLE 7.68 Nitrogen-15 to Fluorine-19 Spin Coupling Constants

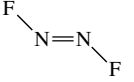
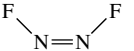
Structure	<i>J</i> , Hz	Structure	<i>J</i> , Hz
NF ₃	155	Pyridine	
F ₄ N ₂	164	2-F	52
FNO ₂	158	3-F	4
F ₃ NO	190	2,6-di-F	37
F ₃ C—O—NF ₂	164–176	Pyridinium ion	
FCO—NF ₂	221	2-F	23
(NF ₄) ⁺ SbF ₆ ⁻	323	3-F	3
(NF ₄) ⁺ AsF ₆ ⁻	328	Quinoline, 8-F	3
(N ₂ F) ⁺ AsF ₆ ⁻	459	Aniline	
F ₃ C—NO ₂	215	2-F	0
 ([?] <i>J</i> = 10)	190	3-F	0
 ([?] <i>J</i> = 52)	203	4-F	1.5
		Anilinium ion	
		2-F	1.4
		3-F	0.2
		4-F	0

TABLE 7.69 Fluorine-19 Chemical ShiftsValues given in ppm on the δ scale, relative to CCl_3F .

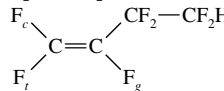
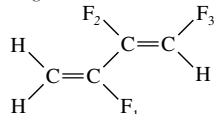




Substituent group	δ , ppm	Substituent group	δ , ppm
$-\text{SO}_2-\text{F}$	-67 to -42	Cyclohexane-F	210
$-\text{CO}-\text{F}$	(aryl)(alkyl) -29 to -20		(axial) to 240
$\text{>N}-\text{CO}-\text{F}$	-5		(equatorial)
Aryl- CF_2Cl	49	Perfluorocycloalkane	131-138
$-\text{CF}_2\text{I}$	56	$\text{>CF}-\text{CF}_3$	163-198
$-\text{CF}_2\text{Br}$	63	$\text{>CF}(\text{CF}_3)_2$	180-191
R- CF_2Cl	61-71	$-\text{CFH}-$	198-231
$\text{>C}-\text{CF}_3$ and aryl- CF_3	56-73	$-\text{CFH}_2$	235-244
$-\text{CS}-\text{CF}_3$	70	$\text{F}_2\text{C}=\text{CF}_2$	133
$\text{>CF}-\text{CF}_3$	71-73		
$-\text{S}-\text{CF}_3$	41	<i>cis</i>	108
$-\text{S}-\text{CF}_2-\text{S}-$	39	<i>trans</i>	92
$\text{>P}-\text{CF}_3$	46-66	<i>gem</i>	192
$\text{>N}-\text{CF}_3$	40-58		
$\text{>N}-\text{CF}_2-\text{C}$	85-127	F-1	126
$-\text{O}-\text{CF}_2-\text{R}$	70-91	F-2	155
$-\text{O}-\text{CF}_2-\text{CF}_3$	70-91	F-3	162
$-\text{CH}_2-\text{CF}_3$	76-77	$\text{ClFC}=\text{CH}-\text{CF}_3$	61
$\text{HO}-\text{CO}-\text{CF}_3$	77	Cycloalkenes	
$-\text{CHF}-\text{CF}_3$	81	$=\text{CF}-\text{CF}_2-$	
$-\text{CF}_2-\text{CF}_3$	78-88	$\text{C}(\text{CF}_3 \text{ or } \text{H})-$	101-113
$-\text{CS}-\text{F}$	81	$-\text{CF}_2-\text{CF}_2-$	
$\text{CF}_3-\text{C}-\text{N} \leq$	84-96	$\text{C}(\text{CF}_3 \text{ or } \text{CH}_3)=$	110-114
$-\text{CO}-\text{CF}_2-\text{CF}_3$	83	$-\text{CF}_2-\text{CF}_2-\text{CH}=\text{}$	113-116
$-\text{CF}_2-$	86-126	$-\text{CF}_2-\text{CF}_2-\text{CF}=\text{}$	119-122
$-\text{CF}_2\text{Br}$	91	Aryl-F	113
$-\text{C}-\text{CF}_2-\text{S}-$	91-98	$\text{C}_{10}\text{H}_7-\text{F}$	
$-\text{CF}=\text{}$	180-192	F-1	127
$-\text{CF}_2-\text{CF}_3$	111	F-2	114
$-\text{CO}-\text{CF}_2-$	116-131	$\text{C}_6\text{H}_5-\text{C}_6\text{H}_4-\text{F}$	
$-\text{C}(\text{halide})-\text{CF}_2-$	119-128	F-2	117
$-\text{CF}_2-\text{CF}_3$	121-125	F-3	113
$-\text{CF}_2-\text{CF}_2-$	121-129	F-4	109
$-\text{CF}_2-\text{CF}_2-$	122-133	C_6F_6	163
$-\text{CF}_2-\text{CH}_2-$	122-133		
$-\text{CF}_2-\text{CHF}_2$	128-132		
$-\text{CF}_2\text{H}$	136-143		
	151-156		
	147		
	96-133		
	159		

TABLE 7.70 Fluorine-19 Chemical Shifts for Standards

Substance	Formula	δ , ppm
Trichlorofluoromethane	CFCl_3	0.0
α, α, α -Trifluorotoluene	$\text{C}_6\text{H}_5\text{CF}_3$	63.8
Trifluoroacetic acid	CF_3COOH	76.5
Carbon tetrafluoride	CF_4	76.7
Fluorobenzene	$\text{C}_6\text{H}_5\text{F}$	113.1
Perfluorocyclobutane	C_4F_8	138.0

TABLE 7.71 Fluorine-19 to Fluorine-19 Spin Coupling Constants

Structure	J_{FF} , Hz
F_2C cycloalkane	
<i>gem</i>	212–260
Unsaturated compounds $>\text{C}=\text{C}<$	
<i>gem</i>	30–90
<i>trans</i>	115–130
<i>cis</i>	9–58
Aromatic compounds, monocyclic	
<i>ortho</i>	18–22
<i>meta</i>	0–7
<i>para</i>	12–15
Alkanes	
$\text{CFCl}_2-\text{CF}_2-\text{CFCl}_2$	6
$\text{CFCl}_2-\text{CF}_2-\text{CCl}_3$	5
$\text{CF}_2\text{Cl}-\text{CF}_2-\text{CF}_2\text{Cl}$	1
$\text{CF}_3-\text{CF}_2-\text{CF}_2\text{Cl}$ (or $-\text{CF}_3$)	<1
$\text{CF}_3-\text{CF}_2-\text{CF}_2\text{Cl}$	2
$\text{CF}_3-\text{CF}_2-\text{CF}_2\text{Cl}$	9
$\text{CF}_3-\text{CF}_2-\text{CF}_3$	7

TABLE 7.72 Silicon-29 Chemical Shifts

Values given in ppm on the δ scale relative to tetramethylsilane.

Substituent group X in $(\text{CH}_3)_{4-n}\text{SiX}_n$	<i>n</i>			
	1	2	3	4
—F	35	9	—52	—109
—Cl	30	32	13	—19
—Br	26	20	—18	—94
—I	9	—34	—18	—346
—H	—19	—42	—65	—93
— C_2H_5	2	5	7	8
— C_6H_5	—5	—9	—12	
— $\text{CH}=\text{CH}_2$	—7	—14	—21	—23
—Oalkyl	14–17	—3 to —6	—41 to —45	—79 to —83
—Oaryl	17	—6	—54	—101
— $\text{O}-\text{CO}-\text{alkyl}$	22	4	—43	—75
— $\text{N}(\text{CH}_3)_2$	6	—2	—18	—28

TABLE 7.72 Silicon-29 Chemical Shifts (*Continued*)

Structure	δ , ppm	Structure	δ , ppm
Hydrides			
$\text{H}_3\text{Si}-$	-39 to -60	$\begin{array}{c} \text{O}- \\ \\ \text{CH}_3\text{Si}-\text{O}- \end{array}$ (branching)	-65 to -66
$-\text{H}_2\text{Si}-$	-5 to -37	$\begin{array}{c} \text{O}- \\ \\ -\text{O}-\text{Si}-\text{O}- \\ \\ \text{O}- \end{array}$ (cross-linked)	-105 to -110
$\text{HSi}\leq$	-2 to -39	Polysilanes	
Silicates		$\text{F}_3\text{Si}-\text{SiF}_3$	-74
Orthosilicate anions	-69 to -72	$\text{Cl}_3\text{Si}-\text{SiCl}_3$	-8
Silicon in end position	-77 to -81	$(\text{CH}_3\text{O})_2\text{Si}-\text{Si}(\text{OCH}_3)_3$	-53
Silicon in middle	-85 to -89	$(\text{CH}_3)_3\text{Si}-\text{Si}(\text{CH}_3)_3$	-20
Branching silicons	-93 to -97	$(\text{CH}_3)_2\text{Si}[\text{Si}(\text{CH}_3)_3]_2$	-48
Cross-linked silicons	-107 to -120	$\text{HSi}[\text{Si}(\text{CH}_3)_3]_3$	-117
Methyl siloxanes		$\text{Si}[\text{Si}(\text{CH}_3)_3]_4$	-135
$(\text{CH}_3)_2\text{Si}-\text{O}-$ (end position)	6-8		
$\begin{array}{c} \text{O}- \\ \\ (\text{CH}_3)_2\text{Si} \\ \\ \text{O}- \end{array}$ (middle)	-18 to -23		
$\begin{array}{c} \text{O}- \\ \\ \text{CH}_3\text{Si}(\text{H}) \\ \\ \text{O}- \end{array}$ (middle)	-35 to -36		

TABLE 7.73 Phosphorus-31 Chemical Shifts

Values given in ppm on the δ scale, relative to 85% H_3PO_4 .

Structure	Identical atoms attached directly to phosphorus	Non-identically substituted phosphorus		
		R = CH_3	R = C_2H_5	R = C_6H_5
P_4	461			
PR_3		62	20	6
PHR_2		99	56	41
PH_2R		164	128	122
PH_3	241			
PF_3	-97			
PRF_2			-168	-207
PCl_3	-220			
PRCl_2		-192	-196	-162
PR_2Cl		-94	-119	-81
PBr_3	-227			
PRBr_2		-184	-194	-152
PR_2Br		-91	-116	-71
PI_3	-178			
$\text{P}(\text{CN})_3$	136			
$\text{P}(\text{SiR}_3)_3$		251		
$\text{P}(\text{OR})_3$		-141	-139	-127
$\text{P}(\text{OR})_2\text{Cl}$		-169	-165	-157
$\text{P}(\text{OR})\text{Cl}_2$		-114	-177	-173
$\text{P}(\text{SR})_3$		-125	-115	-132
$\text{P}(\text{SR})_2\text{Cl}$		-188	-186	-183
$\text{P}(\text{SR})\text{Cl}_2$		-206	-211	-204
$\text{P}(\text{SR})_2\text{Br}$				-184

TABLE 7.73 Phosphorus-31 Chemical Shifts (*Continued*)

Structure	Identical atoms attached directly to phosphorus	Non-identically substituted phosphorus		
		R = CH ₃	R = C ₂ H ₅	R = C ₆ H ₅
P(SR)Br ₂		-204		
P(NR ₂) ₃		-123	-118	
P(NR ₂)Cl ₂		-166	-162	-151
PR(NR ₂) ₂		-86	-100	-100
PR ₂ (NR ₂)		-39	-62	
F ₂ P—PF ₂	-226			
Cl ₂ P—PCl ₂	-155			
I ₂ P—PI ₂	-170			
PH ₂ ⁻ K ⁺	255			
P(CF ₃) ₃	3			
P ₄ O ₆	-113			
Structure	Identical atoms attached directly to phosphorus	Non-identically substituted phosphorus		
		X = F	X = Cl	X = Br
P(NCO) ₃	-97			
P(NCO) ₂ X		-128	-128	-127
P(NCO)X ₂		-131	-166	
P(NCS) ₃	-86			
P(NCS) ₂ X			-114	-112
P(NCS)X ₂			-155	-153
Structure	Identical atoms attached directly to phosphorus	Non-identically substituted phosphorus		
		R = CH ₃	R = C ₂ H ₅	R = C ₆ H ₅
O=PR ₃		-36	-48	-25
O=PHR ₂		-63		-23
O=PF ₃	36			
O=PRF ₂		-27	-29	-11
O=PCl ₃	-2			
O=PRCl ₂		-45	-53	-34
O=PR ₂ Cl		-65	-77	-43
O=P(OR) ₃		-1	1	18
O=P(OR) ₂ Cl		-6	-3	6
O=P(OR)Cl ₂		-6	-6	-2
O=PH(OR) ₂		-19	-15	
O=PR ₂ (OC ₂ H ₅)		-50	-52	-31
O=PR(OC ₂ H ₅) ₂		-30	-33	-17
O=P(NR ₂) ₃		-23	-24	-2
O=PR ₂ (NR ₂)		-44		-26
O=P(OR) ₂ NH ₂		-15	-12	-3
O=P(OR) ₂ (NCS)			19	29
O=P(SR) ₃		-66	-61	-55
O=PBr ₃	103			
O=P(NCO) ₃	41			
O=P(NCS) ₃	62			
O=P(NH ₂) ₃	-22			

TABLE 7.73 Phosphorus-31 Chemical Shifts (*Continued*)

Structure	Identical atoms attached directly to phosphorus	Structure	Identical atoms attached directly to phosphorus		
PF ₅	35	$\begin{array}{c} \text{O} \\ \\ -\text{O}-\text{P}-\text{O}- \\ \\ \text{OR} \\ \text{(middle group)} \end{array}$	ca 18		
PF ₆ ⁻ H ⁺	144				
PBr ₅	101	$\begin{array}{c} \text{O} \\ \\ -\text{O}-\text{P}-\text{O}- \\ \\ \text{O} \\ \\ \text{P (etc.)} \\ \text{(branch group)} \end{array}$	ca 30		
P(OC ₂ H ₅) ₅	71				
PO ₄ ³⁻	-6				
O=P[OSi(CH ₃) ₃] ₃	33				
H ₄ P ₂ O ₇	11				
Phosphonates	-24 to -2				
Phosphonium cations					
Alkyl	-43 to -32				
Aryl	-35 to -18				
(O ₃ P—PO ₃) ⁴⁻	-9				
Polyphosphates					
$\begin{array}{c} \text{O}=\text{P}-\text{O}- \\ \\ (\text{OR})_2 \\ \text{(end group)} \end{array}$	ca 6				
Structure	Identical atoms attached directly to phosphorus	Non-identically substituted phosphorus			
		R = CH ₃	R = C ₂ H ₅	R = C ₆ H ₅	
S=PR ₃	-29	-59	-55	-43	
S=PCL ₃					
S=PRCl ₂	112	-80	-94	-75	
S=PR ₂ Cl		-87	-109	-80	
S=PBr ₃					
S=PRBr ₂		-21	-42	-20	
S=PR ₂ Br	-60	-64	-98		
S=P(OR) ₃		-73	-68	-53	
S=P(OR)Cl ₂		-59	-56	-54	
S=P(OR) ₂ Cl		-73	-68	-59	
S=PH(OR) ₂		-74	-69	-59	
S=P(SR) ₃		-98	-92	-92	
S=P(NH ₂) ₃		-60			
S=P(NR ₂) ₃			-82	-78	
Se=P(OR) ₃			-78	-71	-58
Se=P(SR) ₃			-82	-76	
P(OR) ₅			71	86	
PRF ₄		30	30	42	
PR ₂ F ₃		-9	-6		

TABLE 7.74 Phosphorus-31 Spin Coupling Constants

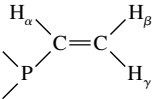
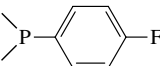
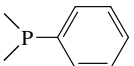
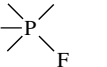
Substituent group	J_{PH} , Hz	Substituent group	J_{PP} , Hz
$\geq PH$	180–225	$\geq P-F$	1320–1420
$-PH_2^-$	134	RPF_2	(1F) (3F) 1140–1290
RPH_2	160–210	R_2PF	1020–1110
$\geq P-CH_3$	1–6	$RP(N)F$	920–985 (alkyl) (aryl)
$\geq P-CH_2-$	14	$-O-PF$	1225–1305
		$-O-PF$	1225–1305
α	12–22	$(OCN)PF$	1310
β	30–40	$N-P-F$	1100–1200
γ	14–20	$\geq P-CF$	60–90
$(Halogen)_2P-CH$	16–20		0–60
$\geq P-NH$	10–28	<i>ortho</i>	1–7
$\geq P-O-CH_3$	11–15	<i>meta</i>	0–3
$\geq P-O-CH_2-R$	6–10	<i>para</i>	0–3
$\geq P-O-CHR_2$	3–7		
$\geq P-SCH$	5–20		
$\geq P-N-CH$	8–25		
$\geq P-C-CH$	0–4		
			
<i>ortho</i>	7–10		
<i>meta</i>	2–4		
$O=PHR_2$	210–500		
$O-PH(S)R$	490–540		
O_2PHR	500–575		
$O_2PH(N)$	560–630		
$O_2PH(S \text{ or } Se)$	630–655		
O_3PH	630–760		
$S(\text{or } Se)=P-H$	490–650		
$S(\text{or } Se)=PHR_2$	420–454		
$O=P-CH_3$	7–15		
$O=P-CH=C$	15–30		
$O=P-CH-Aryl(\text{or } C=O)$	15–30		
$(Halogen)_2P-N-CH$	9–18		
$S=P-CH$	11–15		
$\equiv P-CH_3^+$	12–17		
$\equiv P-H^+$	490–600		
		Substituent group	J_{PF} , Hz
		 axial equatorial	600–860 800–1000
		$O=P-CF$	110–113
		$O=P-F$	980–1190
		$\underline{P}-O-P-\underline{F}$	2
		Substituent group	J_{PB} , Hz
		H_3B-P-N	80
		Substituent group	J_{PP} , Hz
		$\geq P-P <$	220–400
		$O=P-P=O$	330–500
		$S=P-P=S$	15–500

TABLE 7.74 Phosphorus-31 Spin Coupling Constants (*Continued*)

Substituent group	J_{PP} , Hz	Substituent group	J_{PP} , Hz
	ca 70		8–30
>P-O-P<	20–40		5–66
>P-S-P<	86–90		5–65
	15–25		

7.8 MASS SPECTROMETRY

7.8.1 Correlation of Mass Spectra with Molecular Structure

7.8.1.1 Molecular Identification. In the identification of a compound, the most important information is the molecular weight. The mass spectrometer is able to provide this information, often to four decimal places. One assumes that no ions heavier than the molecular ion form when using electron-impact ionization. The chemical ionization spectrum will often show a cluster around the nominal molecular weight.

Several relationships aid in deducing the empirical formula of the parent ion (and also molecular fragments). From the empirical formula hypothetical molecular structures can be proposed, using the entries in the formula indices of Beilstein and *Chemical Abstracts*.

7.8.1.2 Natural Isotopic Abundances. The relative abundances of natural isotopes produce peaks one or more mass units larger than the parent ion (Table 7.75a). For a compound $C_wH_xO_zN_y$, a formula allows one to calculate the percent of the heavy isotope contributions from a monoisotopic peak, P_M , to the P_{M+1} peak:

$$100 \frac{P_{M+1}}{P_M} = 0.015x + 1.11w + 0.37y + 0.037z$$

Tables of abundance factors have been calculated for all combinations of C, H, N, and O up to mass 500 (J. H. Beynon and A. E. Williams, *Mass and Abundance Tables for Use in Mass Spectrometry*, Elsevier, Amsterdam, 1963).

Compounds that contain chlorine, bromine, sulfur, or silicon are usually apparent from prominent peaks at masses 2, 4, 6, and so on, units larger than the nominal mass of the parent or fragment ion. For example, when one chlorine atom is present, the $P + 2$ mass peak will be about one-third the intensity of the parent peak. When one bromine atom is present, the $P + 2$ mass peak will be about the same intensity as the parent peak. The abundance of heavy isotopes is treated in terms of the binomial expansion $(a + b)^m$, where a is the relative abundance of the light isotope, b is the relative abundance of the heavy isotope, and m is the number of atoms of the particular element present in the molecule. If two bromine atoms are present, the binomial expansion is

$$(a + b)^2 = a^2 + 2ab + b^2$$

TABLE 7.75 Isotopic Abundances and Masses of Selected Elements

(a) Abundances of some polyisotopic elements, %					
Element	Abundance	Element	Abundance	Element	Abundance
¹ H	99.985	¹⁶ O	99.76	³³ S	0.76
² H	0.015	¹⁷ O	0.037	³⁴ S	4.22
¹² C	98.892	¹⁸ O	0.204	³⁵ Cl	75.53
¹³ C	1.108	²⁸ Si	92.18	³⁷ Cl	24.47
¹⁴ N	99.63	²⁹ Si	4.71	⁷⁹ Br	50.52
¹⁵ N	0.37	³⁰ Si	3.12	⁸¹ Br	49.48

(b) Selected isotope masses			
Element	Mass	Element	Mass
¹ H	1.0078	³¹ P	30.9738
¹² C	12.0000	³² S	31.9721
¹⁴ N	14.0031	³⁵ Cl	34.9689
¹⁶ O	15.9949	⁵⁶ Fe	55.9349
¹⁹ F	18.9984	⁷⁹ Br	78.9184
²⁸ Si	27.9769	¹²⁷ I	126.9047

Now substituting the percent abundance of each isotope (⁷⁹Br and ⁸¹Br) into the expansion,

$$(0.505)^2 + 2(0.505)(0.495) + (0.495)^2$$

gives

$$0.255 + 0.500 + 0.250$$

which are the proportions of $P:(P+2):(P+4)$, a triplet that is slightly distorted from a 1:2:1 pattern. When two elements with heavy isotopes are present, the binomial expansion $(a+b)^m(c+d)^n$ is used.

Sulfur-34 enhances the $P+2$ peak by 4.2%; silicon-29 enhances the $P+1$ peak by 4.7% and the $P+2$ peak by 3.1%.

7.8.1.3 Exact Mass Differences. If the exact mass of the parent or fragment ions are ascertained with a high-resolution mass spectrometer, this relationship is often useful for combinations of C, H, N, and O (Table 7.75b):

$$\frac{\text{Exact mass difference from nearest integral mass} + 0.0051z - 0.0031y}{0.0078} = \text{number of hydrogens}$$

One substitutes integral numbers (guesses) for z (oxygen) and y (nitrogen) until the divisor becomes an integral multiple of the numerator within 0.0002 mass unit.

For example, if the exact mass is 177.0426 for a compound containing only C, H, O, and N (note the odd mass which indicates an odd number of nitrogen atoms), then

$$\frac{0.0426 + 0.0051z - 0.0031y}{0.0078} = 7 \text{ hydrogen atoms}$$

when $z = 3$ and $y = 1$. The empirical formula is $C_9H_7NO_3$ since

$$\frac{177 - 7(1) - 1(14) - 3(16)}{12} = 9 \text{ carbon atoms}$$

7.8.1.4 Number of Rings and Double Bonds. The total number of rings and double bonds can be determined from the empirical formula ($C_wH_xO_zN_y$) by the relationship

$$\frac{1}{2(2w - x + y + z)}$$

when covalent bonds comprise the molecular structure. Remember the total number for a benzene ring is four (one ring and three double bonds); a triple bond has two.

7.8.1.5 General Rules

1. If the nominal molecular weight of a compound containing only C, H, O, and N is even, so is the number of hydrogen atoms it contains.
2. If the nominal molecular weight is divisible by four, the number of hydrogen atoms is also divisible by four.
3. When the nominal molecular weight of a compound containing only C, H, O, and N is odd, the number of nitrogen atoms must be odd.

7.8.1.6 Metastable Peaks. If the mass spectrometer has a field-free region between the exit of the ion source and the entrance to the mass analyzer, metastable peaks m^* may appear as a weak, diffuse (often humped-shape) peak, usually at a nonintegral mass. The one-step decomposition process takes the general form:



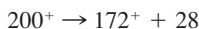
The relationship between the original ion and daughter ion is given by

$$m^* = \frac{(\text{mass of daughter ion})^2}{\text{mass of original ion}}$$

For example, a metastable peak appeared at 147.9 mass units in a mass spectrum with prominent peaks at 65, 91, 92, 107, 108, 155, 172, and 200 mass units. Try all possible combinations in the above expression. The fit is given by

$$147.9 = \frac{(172)^2}{200}$$

which provides this information:



The probable neutral fragment lost is either $CH_2=CH_2$ or CO.

7.8.2 Mass Spectra and Structure

The mass spectrum is a fingerprint for each compound because no two molecules are fragmented and ionized in exactly the same manner on electron-impact ionization. In reporting mass spectra the data are normalized by assigning the most intense peak (denoted as base peak) a value of 100. Other peaks are reported as percentages of the base peak.

A very good general survey for interpreting mass spectral data is given by R. M. Silverstein, G. C. Bassler, and T. C. Morrill, *Spectrometric Identification of Organic Compounds*, 4th ed., Wiley, New York, 1981.

7.8.2.1 Initial Steps in Elucidation of a Mass Spectrum

1. Tabulate the prominent ion peaks, starting with the highest mass.
2. Usually only one bond is cleaved. In succeeding fragmentations a new bond is formed for each additional bond that is broken.
3. When fragmentation is accompanied by the formation of a new bond as well as by the breaking of an existing bond, a rearrangement process is involved. These will be even mass peaks when only C, H, and O are involved. The migrating atom is almost exclusively hydrogen; six-membered cyclic transition states are most important.
4. Tabulate the probable groups that (a) give rise to the prominent charged ion peaks and (b) list the neutral fragments.

7.8.2.2 General Rules for Fragmentation Patterns

1. Bond cleavage is more probable at branched carbon atoms: tertiary > secondary > primary. The positive charge tends to remain with the branched carbon.
2. Double bonds favor cleavage beta to the carbon (but see rule 6).
3. A strong parent peak often indicates a ring.
4. Saturated ring systems lose side chains at the alpha carbon. Upon fragmentation, two ring atoms are usually lost.
5. A heteroatom induces cleavage at the bond beta to it.
6. Compounds that contain a carbonyl group tend to break at this group; the positive charge remains with the carbonyl portion.
7. For linear alkanes, the initial fragment lost is an ethyl group (never a methyl group), followed by propyl, butyl, and so on. An intense peak at mass 43 suggests a chain longer than butane.
8. The presence of Cl, Br, S, and Si can be deduced from the unusual isotopic abundance patterns of these elements. These elements can be traced through the positively charged fragments until the pattern disappears or changes due to the loss of one of these atoms to a neutral fragment.
9. When unusual mass differences occur between some fragments ions, the presence of F (mass difference 19), I (mass difference 127), or P (mass difference 31) should be suspected.

7.8.2.3 Characteristic Low-Mass Fragment Ions

Mass 30 = Primary amines

Masses 31, 45, 59 = Alcohol or ether

Masses 19 and 31 = Alcohol

Mass 66 = Monobasic carboxylic acid

Masses 77 and 91 = Benzene ring

7.8.2.4 Characteristic Low-Mass Neutral Fragments from the Molecular Ion

Mass 18 (H_2O) = From alcohols, aldehydes, ketones

Mass 19 (F) and 20 (HF) = Fluorides

Mass 27 (HCN) = Aromatic nitriles or nitrogen heterocycles

Mass 29 = Indicates either CHO or C_2H_5

Mass 30 = Indicates either CH_2O or NO

Mass 33 (HS) and 34 (H_2S) = Thiols

Mass 42 = CH_2CO via rearrangement from a methyl ketone or an aromatic acetate or an aryl- NHCOCH_3 group

Mass 43 = C_3H_7 or CH_3CO

Mass 45 = COOH or OC_2H_5

Table 7.76 is condensed, with permission, from the Catalog of Mass Spectral Data of the American Petroleum Institute Research Project 44. These, and other tables, should be consulted for further and more detailed information.

Included in the table are all compounds for which information was available through the C_7 compounds. The mass number for the five most important peaks for each compound are listed, followed in each case by the relative intensity in parentheses. The intensities in all cases are normalized to the *n*-butane 43 peak taken as 100. Another method for expressing relative intensities is to assign the base peak a value of 100 and express the relative intensities of the other peaks as a ratio to the base peak. Taking ethyl nitrate as an example, the tabulated values would be

Ethyl nitrate	91(0.01)(P)	46(100)	29(44.2)	30(30.5)	76(24.2)
---------------	-------------	---------	----------	----------	----------

The compounds are arranged in the table according to their molecular formulas. Each formula is arranged alphabetically, except that C is first if carbon occurs in the molecules, followed by H if it occurs. The formulas are then arranged alphabetically and according to increasing number of atoms of each kind, all C_4 compounds being listed before any C_5 compounds, and so on.

Nearly all these spectra have been recorded using 70-V electrons to bombard the sample molecules.

TABLE 7.76 Condensed Table of Mass Spectra

Molecular formula	Name	Mass numbers (and intensities) of:				
		Parent peak	Base peak	Three next most intense peaks		
B ₂ H ₆	Diborane	28(0.13)	26(54)	27(52)	24(48)	25(30)
B ₃ H ₆ N ₃	Triborine triamine	81(21)	80(58)	79(37)	53(29)	52(22)
B ₃ H ₉	Pentaborane	64(15)	59(30)	60(30)	62(24)	61(21)
CBrClF ₂	Difluorochlorobromomethane	164(0.23)	85(86)	87(27)	129(17)	131(16)
CBr ₂ F ₂	Difluorodibromomethane	208(1.7)	129(70)	131(68)	79(18)	31(18)
CCl ₂ F ₂	Difluorodichloromethane	120(0.07)	85(33)	87(11)	50(3.9)	101(2.8)
CCl ₃ F	Fluorotrichloromethane	136(0.04)	101(54)	103(35)	66(7.0)	35(5.8)
CCl ₄	Tetrachloromethane	152(0.0)	117(39)	119(37)	35(16)	47(16)
CF ₃ I	Trifluoroiodomethane	196(51)	196(51)	127(49)	69(40)	177(16)
CF ₄	Tetrafluoromethane	88(0.0)	69(57)	50(6.8)	19(3.9)	31(2.8)
CHBrClF	Fluorochlorobromomethane	148(5.5)	67(120)	69(38)	31(13)	111(11)
CHBrF ₂	Difluorobromomethane	130(13)	51(83)	31(18)	132(13)	79(13)
CHCl ₃	Trichloromethane	118(1.3)	83(69)	85(44)	47(24)	35(13)
CHF ₃	Trifluoromethane	70(0.25)	69(20)	51(18)	31(9.9)	50(2.9)
CHN	Hydrogen cyanide	27(92)	27(92)	26(15)	12(3.8)	28(1.6)
CH ₂ ClF	Fluorochloromethane	68(48)	68(48)	33(25)	70(15)	49(11)
CH ₂ Cl ₂	Dichloromethane	84(41)	49(71)	86(26)	51(21)	47(13)
CH ₂ F ₂	Difluoromethane	52(2.7)	33(26)	51(25)	31(7.3)	32(2.9)
CH ₂ O	Methanal (formaldehyde)	30(19)	29(21)	28(6.6)	14(0.94)	13(0.92)
CH ₃ O ₂	Methanoic acid (formic)	46(72)	29(118)	45(56)	28(20)	17(20)
CH ₃ Cl	Chloromethane	50(66)	50(66)	15(54)	52(21)	49(6.6)
CH ₃ F	Monofluoromethane	34(29)	15(31)	33(28)	14(5.3)	31(3.2)
CH ₃ I	Iodomethane	142(78)	142(78)	127(29)	141(11)	15(10)
CH ₃ NO ₂	Nitromethane	61(35)	30(65)	15(34)	46(23)	29(5.3)
CH ₄	Methane	16(67)	16(67)	15(58)	14(11)	13(5.5)
CH ₄ O	Methanol	32(26)	31(38)	29(25)	28(2.4)	18(0.7)
CH ₄ S	Methanethiol	48(49)	47(65)	45(40)	46(9.5)	15(8.9)
CH ₅ N	Aminomethane (methylamine)	31(30)	30(53)	28(47)	29(8.7)	27(8.6)
CO	Carbon monoxide	28(78)	28(78)	12(3.7)	16(1.3)	29(0.9)
COS	Carbonyl sulfide	60(83)	60(83)	32(48)	28(6.9)	12(5.0)
CO ₂	Carbon dioxide	44(76)	44(76)	28(5.0)	16(4.7)	12(1.9)
CS ₂	Carbon disulfide	76(184)	76(184)	32(40)	44(33)	78(16)
C ₂ F ₄	Tetrafluoroethene	100(20)	31(47)	81(34)	50(14)	12(3.6)
C ₂ F ₆	Hexafluoroethane	138(0.14)	69(95)	119(39)	31(17)	50(9.6)
C ₂ F ₇ Hg	Hexafluorodimethylmercury	340(0.83)	69(111)	202(26)	271(22)	200(21)
C ₂ H ₂	Ethyne	26(102)	26(102)	25(20)	24(5.7)	13(5.7)
C ₂ H ₂ ClN	Chloroethanenitrile	75(51)	75(51)	48(46)	40(23)	77(16)
C ₂ H ₂ Cl ₂	<i>cis</i> -1,2-Dichloroethene	96(53)	61(72)	98(34)	63(23)	26(22)
C ₂ H ₂ Cl ₂	<i>trans</i> -1,2,-Dichloroethene	96(49)	61(73)	98(32)	26(25)	63(23)
C ₂ H ₂ Cl ₄	1,1,2,2-Tetrachloroethane	166(5.9)	83(95)	85(60)	95(11)	87(9.7)
C ₂ H ₂ F ₂	1,1-Difluoroethene	64(32)	64(32)	45(21)	31(16)	33(13)
C ₂ H ₃ Cl ₃	1,1,1-Trichloroethane	132(0.0)	97(37)	99(24)	61(19)	117(7.1)
C ₂ H ₃ Cl ₃	1,1,2-Trichloroethane	132(3.9)	97(43)	83(41)	99(27)	85(26)
C ₂ H ₃ F ₃	1,1,1-Trifluoroethane	84(0.94)	69(81)	65(31)	15(13)	45(10)
C ₂ H ₃ N	Ethanenitrile	41(89)	41(89)	40(46)	39(17)	38(10)
C ₂ H ₄	Ethene (ethylene)	28(66)	28(66)	27(43)	26(41)	25(7.8)
C ₂ H ₄ BrCl	1-Chloro-2-bromoethane	142(7.9)	63(93)	27(82)	65(30)	26(24)
C ₂ H ₄ Br ₂	1,2-Dibromoethane	186(1.6)	27(93)	107(72)	109(67)	26(23)
C ₂ H ₄ Cl ₂	1,1-Dichloroethane	98(5.7)	63(89)	27(64)	65(28)	26(21)

TABLE 7.76 Condensed Table of Mass Spectra (Continued)

Molecular formula	Name	Mass numbers (and intensities) of:				
		Parent peak	Base peak	Three next most intense peaks		
C ₂ H ₄ Cl ₂	1,2-Dichloroethane	98(1.7)	62(12)	27(11)	49(4.9)	64(3.9)
C ₂ H ₄ N ₂	Diazoethane	56(16)	28(27)	27(25)	26(21)	41(5.2)
C ₂ H ₄ O	Ethanal (acetaldehyde)	44(30)	29(66)	43(18)	42(6.1)	26(6.1)
C ₂ H ₄ O	Ethylene oxide	44(30)	29(46)	15(30)	14(12)	43(7.1)
C ₂ H ₄ O ₂	Ethanoic acid (acetic)	60(19)	43(37)	45(33)	15(21)	14(8.0)
C ₂ H ₄ O ₂	Methyl formate	60(27)	31(96)	29(60)	32(33)	28(6.8)
C ₂ H ₅ Br	Bromoethane	108(35)	29(54)	27(48)	110(33)	26(16)
C ₂ H ₅ Cl	Chloroethane	64(36)	64(36)	28(32)	29(30)	27(27)
C ₂ H ₅ F	Fluoroethane	48(2.4)	47(24)	27(8.9)	33(8.2)	26(3.0)
C ₂ H ₅ N	Ethylenimine	43(31)	42(56)	28(44)	15(20)	41(11)
C ₂ H ₅ NO ₂	Nitroethane	75(0.0)	29(85)	27(74)	30(19)	26(11)
C ₂ H ₅ NO ₃	Nitrate	91(0.01)	46(95)	29(42)	30(29)	76(23)
C ₂ H ₆	Ethane	30(26)	28(99)	27(33)	26(23)	29(21)
C ₂ H ₆ O	Ethanol	46(9.7)	31(63)	45(22)	29(14)	27(14)
C ₂ H ₆ O	Dimethyl ether	46(32)	45(71)	29(56)	15(41)	14(8.9)
C ₂ H ₆ O ₂	Dimethyl peroxide	62(28)	29(47)	31(45)	15(16)	30(12)
C ₂ H ₆ S	2-Thiopropane	62(56)	47(69)	45(42)	46(29)	35(24)
C ₂ H ₆ S	Ethanethiol	62(44)	62(44)	29(43)	47(36)	27(35)
C ₂ H ₆ S ₂	2,3-Dithiabutane	94(95)	94(95)	45(59)	79(56)	46(34)
C ₂ H ₆ S ₃	2,3,4-Trithiapentane	126(54)	126(54)	45(32)	79(27)	47(19)
C ₂ H ₇ N	Aminoethane (ethylamine)	45(18)	30(96)	28(28)	44(19)	27(13)
C ₂ H ₇ N	N-Methylaminomethane	45(36)	44(71)	28(48)	15(14)	42(13)
C ₂ H ₈ N ₂	1,2-Diaminoethane	60(2.7)	30(111)	18(14)	42(6.9)	43(5.9)
C ₃ F ₆	Hexafluoropropene	150(16)	31(56)	69(44)	131(41)	100(20)
C ₃ F ₈	Octafluoropropane	188(0.0)	69(171)	31(49)	169(42)	50(16)
C ₃ H ₃ N	Propenenitrile	53(55)	26(55)	52(41)	51(18)	27(10)
C ₃ H ₄	Propadiene	40(72)	40(72)	39(69)	38(29)	37(23)
C ₃ H ₄	Propyne (methylacetylene)	40(79)	40(79)	39(73)	38(29)	37(22)
C ₃ H ₄ ClN	3-Chloropropanenitrile	89(12)	49(68)	54(54)	51(29)	26(20)
C ₃ H ₄ O	Propenal (acrolein)	56(16)	27(25)	26(15)	28(13)	55(11)
C ₃ H ₅ Cl	1-Chloro-1-propene	76(30)	41(70)	39(43)	40(10)	78(9.6)
C ₃ H ₅ ClO	3-Chloro-1,2-epoxypropane	92(0.19)	57(55)	27(53)	29(40)	31(21)
C ₃ H ₅ ClO ₂	Methyl chloroacetate	109(0.23)	59(56)	49(44)	15(43)	29(37)
C ₃ H ₅ Cl ₃	1,2,3-Trichloropropane	146(0.71)	75(61)	110(22)	77(19)	61(18)
C ₃ H ₅ N	Propanenitrile	55(8.3)	28(83)	54(51)	26(17)	27(15)
C ₃ H ₆	Cyclopropane	42(64)	42(64)	41(58)	39(44)	27(23)
C ₃ H ₆	Propene	42(39)	41(58)	39(41)	27(22)	40(17)
C ₃ H ₆ Cl ₂	1,1-Dichloropropane	112(0.0)	63(27)	41(25)	77(22)	62(19)
C ₃ H ₆ Cl ₂	1,2-Dichloropropane	112(2.6)	63(51)	62(36)	27(29)	41(25)
C ₃ H ₆ O	1-Propen-3-ol (allyl alc.)	58(12)	57(43)	29(34)	31(26)	27(19)
C ₃ H ₆ O	Propanal	58(25)	29(66)	28(46)	27(38)	26(14)
C ₃ H ₆ O	Propanone (acetone)	58(24)	43(85)	15(26)	27(5.9)	42(5.9)
C ₃ H ₆ O	1,2-Epoxypropane	58(19)	28(44)	29(30)	27(28)	26(18)
C ₃ H ₆ O ₂	1,3-Dioxolane	74(3.1)	73(52)	43(36)	44(30)	29(30)
C ₃ H ₆ O ₂	Propanoic acid	74(27)	28(34)	29(28)	27(21)	45(19)
C ₃ H ₆ O ₂	Ethyl formate	74(5.8)	31(82)	28(60)	29(54)	27(36)
C ₃ H ₆ O ₂	Methyl acetate	74(22)	43(148)	29(16)	42(15)	59(8.4)
C ₃ H ₆ O ₃	Methyl carbonate	90(3.3)	15(93)	45(54)	29(43)	31(34)
C ₃ H ₇ Br	1-Bromopropane	122(14)	43(94)	27(55)	41(47)	39(22)

TABLE 7.76 Condensed Table of Mass Spectra (Continued)

Molecular formula	Name	Mass numbers (and intensities) of:				
		Parent peak	Base peak	Three next most intense peaks		
C ₃ H ₇ Br	2-Bromopropane	122(11)	43(100)	27(50)	41(47)	39(24)
C ₃ H ₇ Cl	1-Chloropropane	78(3.6)	42(60)	29(27)	27(22)	41(14)
C ₃ H ₇ Cl	2-Chloropropane	78(14)	43(58)	27(20)	63(15)	41(13)
C ₃ H ₇ F	2-Fluoropropane	62(1.0)	47(84)	46(24)	61(12)	27(7.6)
C ₃ H ₇ N	2-Methylethylenimine	57(22)	28(76)	56(34)	30(24)	29(19)
C ₃ H ₇ N	<i>N</i> -Methylethylenimine	57(31)	42(94)	15(46)	28(25)	27(17)
C ₃ H ₇ NO	<i>N,N</i> -Dimethylformamide	73(54)	44(63)	42(29)	28(25)	15(24)
C ₃ H ₇ NO ₂	1-Nitropropane	89(0.0)	43(68)	27(67)	41(58)	39(24)
C ₃ H ₇ NO ₂	2-Nitropropane	89(0.0)	43(75)	41(55)	27(53)	39(23)
C ₃ H ₈	Propane	44(25)	29(85)	28(50)	27(33)	43(19)
C ₃ H ₈ O	1-Propanol	60(7.2)	31(115)	27(18)	29(17)	59(10)
C ₃ H ₈ O	2-Propanol	60(0.45)	45(112)	43(19)	27(18)	29(11)
C ₃ H ₈ O	Methyl ethyl ether	60(24)	45(94)	29(46)	15(23)	27(19)
C ₃ H ₈ O ₂	Dimethoxymethane	76(1.6)	45(117)	29(51)	75(51)	15(48)
C ₃ H ₈ O ₂	2-Methoxy-1-ethanol	76(7.3)	45(122)	29(44)	15(38)	31(32)
C ₃ H ₈ S	2-Thiabutane	76(47)	61(73)	48(40)	47(30)	27(27)
C ₃ H ₈ S	1-Propanethiol	76(30)	47(43)	43(34)	27(34)	41(32)
C ₃ H ₈ S	2-Propanethiol	76(41)	43(65)	41(44)	27(41)	61(26)
C ₃ H ₉ N	1-Aminopropane	59(1.5)	30(20)	28(2.5)	27(1.3)	41(1.0)
C ₃ H ₉ N	Trimethylamine	59(37)	58(95)	42(44)	15(32)	30(17)
C ₃ H ₁₂ B ₃ N ₃	<i>B,B',B''</i> -Trimethylborazole	123(30)	108(102)	107(77)	67(38)	66(34)
C ₄ F ₆	Hexafluorocyclobutene	162(21)	93(80)	31(51)	143(15)	74(6.9)
C ₄ F ₆	Hexafluoro-1,3-butadiene	162(27)	93(90)	31(45)	74(10)	112(10)
C ₄ F ₆	Hexafluoro-2-butyne	162(18)	93(47)	143(38)	31(25)	69(20)
C ₄ F ₈	Octafluorocyclobutane	200(0.12)	100(97)	131(84)	31(53)	69(24)
C ₄ F ₈	Octafluoromethylpropene	200(14)	69(74)	181(54)	31(44)	93(22)
C ₄ F ₈	Octafluoro-1-butene	200(11)	131(122)	31(86)	69(44)	93(16)
C ₄ F ₁₀	Decafluorobutane	238(0.0)	69(178)	119(33)	31(22)	100(15)
C ₄ HF ₇ O ₂	Heptafluorobutanoic acid	214(0.0)	45(26)	69(24)	119(17)	100(14)
C ₄ H ₂	1,3-Butadiyne	50(133)	50(133)	49(57)	48(14)	25(12)
C ₄ H ₄	1-Buten-3-yne	52(55)	52(55)	51(28)	50(23)	49(7.2)
C ₄ H ₄ O	Furan	68(36)	39(58)	38(9.7)	29(9.3)	40(6.7)
C ₄ H ₄ S	Thiophene	84(93)	84(93)	58(56)	45(49)	39(24)
C ₄ H ₄ S ₂	2-Thiophenethiol	116(68)	116(68)	71(64)	45(31)	39(11)
C ₄ H ₅ N	3-Butenenitrile	67(27)	41(80)	39(36)	27(30)	40(20)
C ₄ H ₅ N	Pyrrrole	67(67)	67(67)	39(46)	41(42)	40(36)
C ₄ H ₆	1,2-Butadiene	54(65)	54(65)	27(35)	53(29)	39(28)
C ₄ H ₆	1,3-Butadiene	54(46)	39(53)	27(36)	53(31)	28(24)
C ₄ H ₆	1-Butyne	54(64)	54(64)	39(49)	53(27)	27(26)
C ₄ H ₆	2-Butyne	54(93)	54(93)	27(42)	53(41)	39(24)
C ₄ H ₆ Cl ₂ O ₂	Ethyl dichloroacetate	156(0.12)	29(192)	27(58)	83(23)	28(19)
C ₄ H ₆ O ₂	2,3-Butanedione	86(13)	43(118)	15(40)	14(12)	42(8.6)
C ₄ H ₆ O ₂	Methyl 2-propenoate	86(2.0)	55(98)	27(66)	15(27)	26(22)
C ₄ H ₇ BrO ₂	2-Bromoethyl acetate	166(0.03)	43(158)	27(35)	106(31)	108(30)
C ₄ H ₇ Cl	2-Chloro-2-butene	90(27)	55(68)	27(21)	39(21)	29(18)
C ₄ H ₇ ClO ₂	2-Chloroethyl acetate	122(0.0)	43(162)	73(43)	15(36)	27(29)
C ₄ H ₇ ClO ₂	Ethyl chloroacetate	122(0.96)	29(130)	27(41)	77(37)	49(29)
C ₄ H ₇ N	2-Methylpropanenitrile	69(1.7)	42(79)	68(38)	28(26)	54(19)
C ₄ H ₇ N	<i>n</i> -Butanenitrile	69(0.15)	41(112)	29(70)	27(38)	28(11)

TABLE 7.76 Condensed Table of Mass Spectra (*Continued*)

Molecular formula	Name	Mass numbers (and intensities) of:				
		Parent peak	Base peak	Three next most intense peaks		
C ₄ H ₈	Cyclobutane	56(41)	28(65)	41(58)	27(27)	26(15)
C ₄ H ₈	2-Methylpropene	56(36)	41(85)	39(37)	28(18)	27(17)
C ₄ H ₈	1-Butene	56(32)	41(87)	39(30)	27(26)	28(26)
C ₄ H ₈	<i>cis</i> -2-Butene	56(36)	41(76)	39(27)	27(25)	28(24)
C ₄ H ₈	<i>trans</i> -2-Butene	56(37)	41(80)	27(27)	39(26)	28(26)
C ₄ H ₈ Cl ₂	1,2-Dichlorobutane	126(0.30)	41(39)	77(35)	27(20)	76(16)
C ₄ H ₈ Cl ₂	1,4-Dichlorobutane	126(0.03)	55(87)	41(29)	27(24)	90(23)
C ₄ H ₈ Cl ₂	<i>dl</i> -2,3-Dichlorobutane	126(0.95)	63(63)	62(58)	27(57)	55(29)
C ₄ H ₈ Cl ₂	<i>meso</i> -2,3-Dichlorobutane	126(0.95)	63(64)	27(57)	62(54)	55(31)
C ₄ H ₈ N ₂	Acetaldazine	84(23)	42(92)	15(47)	28(46)	69(38)
C ₄ H ₈ O	Butanal	72(19)	27(41)	29(38)	44(34)	43(32)
C ₄ H ₈ O	2-Butanone	72(17)	43(97)	29(24)	27(15)	57(6.0)
C ₄ H ₈ O	Ethyl ethenyl ether	72(27)	44(64)	43(56)	29(49)	27(43)
C ₄ H ₈ O	<i>cis</i> -2,3-Epoxybutane	72(3.6)	43(67)	44(39)	27(35)	29(33)
C ₄ H ₈ O	<i>trans</i> -2,3-Epoxybutane	72(3.5)	43(69)	44(35)	29(32)	27(31)
C ₄ H ₈ O	Tetrahydrofuran	72(22)	42(76)	41(39)	27(25)	71(20)
C ₄ H ₈ O ₂	2-Methyl-1,3-dioxacyclopentane	88(0.33)	73(67)	43(48)	45(44)	29(34)
C ₄ H ₈ O ₂	1,4-Dioxane	88(42)	28(138)	29(51)	58(33)	31(24)
C ₄ H ₈ O ₂	2-Methylpropanoic acid	88(8.1)	43(77)	41(33)	27(26)	73(19)
C ₄ H ₈ O ₂	<i>n</i> -Butanoic acid	88(1.0)	60(40)	73(12)	27(9.6)	41(9.1)
C ₄ H ₈ O ₂	<i>n</i> -Propyl formate	88(0.41)	31(123)	42(89)	29(38)	27(36)
C ₄ H ₈ O ₂	Ethyl acetate	88(7.1)	43(181)	29(46)	45(24)	27(24)
C ₄ H ₈ O ₂	Methyl propanoate	88(23)	29(110)	57(83)	27(40)	59(27)
C ₄ H ₈ S	3-Methylthiacyclobutane	88(42)	46(101)	45(31)	39(24)	47(21)
C ₄ H ₈ S	Thiacyclopentane	88(44)	60(82)	45(29)	46(29)	47(22)
C ₄ H ₉ Br	1-Bromobutane	136(7.0)	57(86)	41(63)	29(50)	27(46)
C ₄ H ₉ Br	2-Bromobutane	136(0.72)	57(108)	41(65)	29(61)	27(36)
C ₄ H ₉ N	Pyrrolidine	71(24)	43(102)	28(38)	70(33)	42(20)
C ₄ H ₉ NO ₂	<i>n</i> -Butyl nitrite	103(0.0)	27(55)	43(54)	41(50)	30(47)
C ₄ H ₁₀	2-Methylpropane	58(3.2)	43(117)	41(45)	42(39)	27(33)
C ₄ H ₁₀	<i>n</i> -Butane	58(12)	43(100)	29(44)	27(37)	28(33)
C ₄ H ₁₀ Hg	Diethylmercury	260(12)	29(188)	27(54)	28(21)	231(15)
C ₄ H ₁₀ O	2-Methyl-1-propanol	74(7.5)	43(84)	31(56)	42(48)	41(47)
C ₄ H ₁₀ O	2-Methyl-2-propanol	74(0.0)	59(92)	31(31)	41(19)	43(14)
C ₄ H ₁₀ O	1-Butanol	74(0.37)	31(52)	56(44)	41(31)	43(30)
C ₄ H ₁₀ O	2-Butanol	74(0.30)	45(116)	31(23)	59(22)	27(20)
C ₄ H ₁₀ O	Diethyl ether	74(22)	31(73)	59(34)	29(29)	45(28)
C ₄ H ₁₀ O	Methyl isopropyl ether	74(8.3)	59(126)	29(42)	43(37)	15(32)
C ₄ H ₁₀ O ₂	1,1-Dimethoxyethane	90(0.06)	59(93)	29(52)	15(37)	31(37)
C ₄ H ₁₀ O ₂	1,2-Dimethoxyethane	90(12)	45(177)	29(53)	15(50)	60(16)
C ₄ H ₁₀ O ₂	2-Ethoxyethanol	90(0.49)	31(112)	29(57)	59(56)	27(31)
C ₄ H ₁₀ O ₂	Diethyl peroxide	90(20)	29(116)	15(42)	45(34)	62(30)
C ₄ H ₁₀ S	3-Methyl-2-thiabutane	90(41)	41(49)	75(47)	43(41)	48(38)
C ₄ H ₁₀ S	2-Thiapentane	90(58)	61(126)	48(50)	41(43)	27(43)
C ₄ H ₁₀ S	3-Thiapentane	90(41)	75(59)	47(51)	27(39)	61(33)
C ₄ H ₁₀ S	2-Methyl-1-propanethiol	90(35)	41(60)	43(46)	56(34)	47(29)
C ₄ H ₁₀ S	2-Methyl-2-propanethiol	90(34)	41(68)	57(61)	29(44)	39(21)
C ₄ H ₁₀ S	1-Butanethiol	90(40)	56(74)	41(65)	27(42)	47(31)
C ₄ H ₁₀ S	2-Butanethiol	90(34)	41(56)	57(50)	61(46)	29(46)

TABLE 7.76 Condensed Table of Mass Spectra (*Continued*)

Molecular formula	Name	Mass numbers (and intensities) of:				
		Parent peak	Base peak	Three next most intense peaks		
C ₄ H ₁₀ S ₂	2,3-Dithiahexane	122(37)	80(53)	43(36)	41(27)	27(25)
C ₄ H ₁₀ S ₂	3,4-Dithiahexane	122(73)	29(82)	66(81)	27(57)	94(53)
C ₄ H ₁₀ SO ₃	Ethyl sulfite	138(3.3)	29(131)	31(59)	45(42)	27(39)
C ₄ H ₁₁ N	<i>N</i> -Ethylaminoethane	73(17)	58(83)	30(81)	28(30)	27(24)
C ₄ H ₁₁ N	1-Amino-2-methylpropane	73(1.0)	30(22)	28(2.0)	41(1.2)	27(1.1)
C ₄ H ₁₁ N	2-Amino-2-methylpropane	73(0.25)	58(127)	41(26)	42(20)	15(18)
C ₄ H ₁₁ N	1-Aminobutane	73(12)	30(200)	28(23)	27(16)	18(12)
C ₄ H ₁₁ N	2-Aminobutane	73(1.2)	44(170)	18(25)	41(18)	58(18)
C ₄ H ₁₂ Pb	Tetramethyllead	268(0.14)	253(69)	223(59)	208(46)	251(36)
C ₅ F ₁₀	Decafluorocyclopentane	250(0.62)	131(173)	100(41)	31(40)	69(28)
C ₅ F ₁₂	Dodecafluoro-2-methylbutane	288(0.0)	69(277)	119(45)	131(23)	31(18)
C ₅ F ₁₂	Dodecafluoropentane	288(0.08)	69(259)	119(76)	169(25)	31(24)
C ₅ HF ₉	Nonafluorocyclopentane	232(0.07)	131(61)	113(49)	69(34)	31(19)
C ₅ H ₅ N	Pyridine	79(135)	79(135)	52(95)	51(48)	50(35)
C ₅ H ₆	Cyclopentadiene	66(95)	66(95)	65(40)	39(35)	40(30)
C ₅ H ₆	<i>trans</i> -2-Penten-4-yne	66(77)	66(77)	39(54)	65(38)	40(35)
C ₅ H ₆ N ₂	2-Methylpyrazine	94(81)	94(81)	67(48)	26(33)	39(30)
C ₅ H ₆ O ₂	Furfuryl alcohol	98(3.4)	98(3.4)	41(3.3)	39(3.3)	42(2.6)
C ₅ H ₆ S	2-Methylthiophene	98(68)	97(125)	45(26)	39(17)	53(11)
C ₅ H ₆ S	3-Methylthiophene	98(74)	97(138)	45(35)	39(14)	27(11)
C ₅ H ₈	Methylenecyclobutane	68(38)	40(67)	67(48)	39(47)	53(21)
C ₅ H ₈	Spiropentane	68(8.9)	67(58)	40(56)	39(52)	53(23)
C ₅ H ₈	Cyclopentene	68(41)	67(99)	39(36)	53(23)	41(19)
C ₅ H ₈	3-Methyl-1,2-butadiene	68(53)	68(53)	53(40)	39(28)	41(26)
C ₅ H ₈	2-Methyl-1,3-butadiene	68(40)	67(48)	53(41)	39(34)	27(23)
C ₅ H ₈	1,2-Pentadiene	68(39)	68(39)	53(38)	39(37)	27(31)
C ₅ H ₈	<i>cis</i> -1,3-Pentadiene	68(40)	67(53)	39(43)	53(38)	41(25)
C ₅ H ₈	<i>trans</i> -1,3-Pentadiene	68(41)	67(52)	39(43)	53(39)	41(26)
C ₅ H ₈	1,4-Pentadiene	68(40)	39(47)	67(35)	53(33)	41(30)
C ₅ H ₈	2,3-Pentadiene	68(62)	68(62)	53(42)	39(36)	41(31)
C ₅ H ₈	3-Methyl-1-butyne	68(8.5)	53(74)	67(45)	27(35)	39(21)
C ₅ H ₈	1-Pentyne	68(8.7)	67(50)	40(44)	39(42)	27(34)
C ₅ H ₈	2-Pentyne	68(67)	68(67)	53(61)	39(32)	27(27)
C ₅ H ₈ N ₂	3,5-Dimethylpyrazole	96(47)	96(47)	95(37)	39(16)	54(12)
C ₅ H ₈ O ₂	2,4-Pentanedione	100(22)	43(120)	85(33)	15(23)	27(11)
C ₅ H ₈ O ₂	2-Propenyl acetate	100(0.16)	43(177)	41(30)	39(29)	15(28)
C ₅ H ₈ O ₂	Methyl methacrylate	100(26)	41(78)	69(52)	39(31)	15(16)
C ₅ H ₉ ClO ₂	Ethyl 3-chloropropanoate	136(0.70)	27(65)	29(62)	91(42)	63(37)
C ₅ H ₁₀	<i>cis</i> -1,2-Dimethylcyclopropane	70(39)	55(77)	42(35)	39(32)	41(32)
C ₅ H ₁₀	<i>trans</i> -1,2-Dimethylcyclopropane	70(42)	55(79)	42(34)	41(33)	39(30)
C ₅ H ₁₀	Ethylcyclopropane	70(26)	42(93)	55(47)	41(39)	39(35)
C ₅ H ₁₀	Cyclopentane	70(44)	42(148)	55(43)	41(43)	39(31)
C ₅ H ₁₀	2-Methyl-1-butene	70(30)	55(97)	42(36)	39(34)	41(28)
C ₅ H ₁₀	3-Methyl-1-butene	70(26)	55(102)	27(31)	42(28)	29(27)
C ₅ H ₁₀	2-Methyl-2-butene	70(31)	55(88)	41(31)	39(28)	42(27)
C ₅ H ₁₀	1-Pentene	70(27)	42(89)	55(53)	41(39)	39(31)
C ₅ H ₁₀	<i>cis</i> -2-Pentene	70(30)	55(89)	42(41)	39(30)	29(26)
C ₅ H ₁₀	<i>trans</i> -2-Pentene	70(31)	55(93)	42(41)	39(30)	41(28)
C ₅ H ₁₀ O	3-Methyl-1-butanol	86(3.0)	41(30)	43(26)	58(20)	29(20)

TABLE 7.76 Condensed Table of Mass Spectra (Continued)

Molecular formula	Name	Mass numbers (and intensities) of:				
		Parent peak	Base peak	Three next most intense peaks		
C ₅ H ₁₀ O	2-Pentanone	86(16)	43(106)	29(23)	27(23)	57(20)
C ₅ H ₁₀ O	3-Pentanone	86(15)	57(87)	29(87)	27(32)	28(9.4)
C ₅ H ₁₀ O	Ethyl-2-propenyl ether	86(6.2)	41(52)	29(48)	58(44)	57(42)
C ₅ H ₁₀ O	Ethyl isopropyl ether	86(21)	43(87)	44(69)	41(46)	27(45)
C ₅ H ₁₀ O	2-Methyltetrahydrofuran	86(8.9)	71(57)	43(55)	41(40)	27(27)
C ₅ H ₁₀ O ₂	Tetrahydrofurfuryl alcohol	102(0.02)	71(8.9)	43(6.8)	41(4.8)	27(3.8)
C ₅ H ₁₀ O ₂	2-Methoxyethyl ethenyl ether	102(3.0)	29(69)	45(58)	15(48)	58(45)
C ₅ H ₁₀ O ₂	2,2-Dimethylpropanoic acid	102(2.0)	57(83)	41(38)	29(27)	39(12)
C ₅ H ₁₀ O ₂	2-Methylbutanoic acid	102(0.32)	74(54)	57(34)	29(33)	41(28)
C ₅ H ₁₀ O ₂	<i>n</i> -Butyl formate	102(0.27)	56(80)	41(48)	31(47)	29(42)
C ₅ H ₁₀ O ₂	Isobutyl formate	102(0.27)	43(58)	56(48)	41(46)	31(38)
C ₅ H ₁₀ O ₂	<i>sec</i> -Butyl formate	102(0.17)	45(99)	29(49)	27(32)	41(31)
C ₅ H ₁₀ O ₂	<i>n</i> -Propyl acetate	102(0.07)	43(176)	61(34)	31(31)	27(26)
C ₅ H ₁₀ O ₂	Isopropyl acetate	102(0.17)	43(155)	45(50)	27(22)	61(18)
C ₅ H ₁₀ O ₂	Ethyl propanoate	102(10)	29(151)	57(97)	27(52)	28(24)
C ₅ H ₁₀ O ₂	Methyl 2-methylpropanoate	102(8.9)	43(69)	71(23)	41(19)	59(17)
C ₅ H ₁₀ O ₂	Methyl butanoate	102(1.0)	43(53)	74(37)	71(29)	27(23)
C ₅ H ₁₀ O ₃	Ethyl carbonate	118(0.30)	29(114)	45(80)	31(60)	27(46)
C ₅ H ₁₀ S	2-Methylthiacyclopentane	102(37)	87(88)	41(30)	45(29)	59(18)
C ₅ H ₁₀ S	3-Methylthiacyclopentane	102(40)	60(45)	41(31)	45(25)	74(23)
C ₅ H ₁₀ S	Thiacyclohexane	102(43)	87(44)	68(33)	61(32)	41(28)
C ₅ H ₁₀ S	Cyclopentanethiol	102(19)	41(48)	69(47)	39(26)	67(18)
C ₅ H ₁₁ N	Piperidine	85(22)	84(43)	57(22)	56(22)	44(17)
C ₅ H ₁₁ NO	<i>N</i> -Methylmorpholine	101(4.4)	43(18)	42(8.6)	15(3.4)	71(2.9)
C ₅ H ₁₁ NO ₂	3-Methylbutyl nitrite	117(0.0)	29(75)	41(68)	57(43)	30(42)
C ₅ H ₁₂	2,2-Dimethylpropane	72(0.01)	57(126)	41(52)	29(49)	27(20)
C ₅ H ₁₂	2-Methylbutane	72(4.7)	43(74)	42(64)	41(49)	57(40)
C ₅ H ₁₂	<i>n</i> -Pentane	72(10)	43(114)	42(66)	41(45)	27(39)
C ₅ H ₁₂ O	2-Methyl-1-butanol	88(0.18)	57(57)	29(55)	41(53)	56(50)
C ₅ H ₁₂ O	3-Methyl-1-butanol	88(0.02)	55(47)	42(42)	43(39)	41(38)
C ₅ H ₁₂ O	2-Methyl-2-butanol	88(0.0)	59(43)	55(37)	45(25)	73(22)
C ₅ H ₁₂ O	1-Pentanol	88(0.0)	42(41)	55(30)	41(25)	70(23)
C ₅ H ₁₂ O	Methyl <i>n</i> -butyl ether	88(3.1)	45(211)	56(36)	29(36)	27(28)
C ₅ H ₁₂ O	Methyl isobutyl ether	88(12)	45(186)	41(30)	29(30)	15(27)
C ₅ H ₁₂ O	Methyl <i>sec</i> -butyl ether	88(2.0)	52(142)	29(50)	27(27)	41(25)
C ₅ H ₁₂ O	Methyl <i>tert</i> -butyl ether	88(0.02)	73(119)	41(33)	43(32)	57(32)
C ₅ H ₁₂ O	Ethyl isopropyl ether	88(2.6)	45(143)	43(46)	73(40)	27(24)
C ₅ H ₁₂ O ₂	Diethoxymethane	104(2.1)	31(104)	59(99)	29(62)	103(39)
C ₅ H ₁₂ O ₂	1,1-Dimethoxypropane	104(0.05)	75(84)	73(62)	29(43)	45(37)
C ₅ H ₁₂ S	3,3-Dimethyl-2-thiabutane	104(30)	57(83)	41(62)	29(42)	39(16)
C ₅ H ₁₂ S	4-Methyl-2-thiapentane	104(37)	41(46)	56(38)	27(29)	39(23)
C ₅ H ₁₂ S	2-Methyl-3-thiapentane	104(82)	89(119)	62(79)	43(63)	61(58)
C ₅ H ₁₂ S	2-Thiahexane	104(38)	61(77)	56(50)	41(39)	27(33)
C ₅ H ₁₂ S	3-Thiahexane	104(30)	75(72)	27(53)	47(50)	62(33)
C ₅ H ₁₂ S	2,2-Dimethyl-1-propanethiol	104(31)	57(100)	41(55)	55(48)	29(42)
C ₅ H ₁₂ S	2-Methyl-1-butanethiol	104(28)	41(65)	29(44)	57(40)	70(40)
C ₅ H ₁₂ S	2-Methyl-2-butanethiol	104(18)	43(88)	71(54)	41(46)	55(34)
C ₅ H ₁₂ S	3-Methyl-2-butanethiol	104(23)	61(73)	43(55)	27(33)	55(28)
C ₅ H ₁₂ S	1-Pentanethiol	104(35)	42(91)	55(44)	41(39)	70(39)

TABLE 7.76 Condensed Table of Mass Spectra (Continued)

Molecular formula	Name	Mass numbers (and intensities) of:				
		Parent peak	Base peak	Three next most intense peaks		
C ₅ H ₁₂ S	2-Pentanethiol	104(28)	43(72)	61(52)	27(39)	55(38)
C ₅ H ₁₂ S	3-Pentanethiol	104(23)	43(56)	41(48)	75(29)	47(23)
C ₅ H ₁₂ S ₂	4,4-Dimethyl-2,3-dithiapentane	136(12)	57(74)	41(38)	29(36)	80(13)
C ₅ H ₁₂ S ₂	2-Methyl-3,4-dithiahexane	136(20)	94(49)	27(46)	43(39)	66(37)
C ₅ H ₁₄ Pb	Trimethylethyllead	282(0.64)	223(61)	253(52)	208(51)	221(33)
C ₆ F ₆	Hexafluorobenzene	186(95)	186(95)	117(59)	31(58)	93(23)
C ₆ F ₁₂	Dodecafluorocyclohexane	300(0.96)	131(138)	69(97)	100(40)	31(30)
C ₆ F ₁₄	Tetradecafluoro-2-methylpentane	338(0.0)	69(317)	131(41)	119(36)	169(29)
C ₆ F ₁₄	Tetradecafluorohexane	338(0.13)	69(268)	119(74)	169(51)	131(37)
C ₆ H ₅ Br	Bromobenzene	156(75)	77(98)	158(74)	51(41)	50(36)
C ₆ H ₅ Cl	Chlorobenzene	112(102)	112(102)	77(49)	114(33)	51(17)
C ₆ H ₅ NO ₂	Nitrobenzene	123(39)	77(93)	51(55)	50(23)	30(15)
C ₆ H ₆	Benzene	78(113)	78(113)	52(22)	77(20)	51(18)
C ₆ H ₆	1,5-Hexadiyne	78(58)	39(65)	52(38)	51(32)	50(26)
C ₆ H ₆	2,4-Hexadiyne	78(108)	78(108)	51(55)	52(38)	50(31)
C ₆ H ₆ S	Benzenethiol	110(68)	110(68)	66(26)	109(17)	51(15)
C ₆ H ₇ N	Aminobenzene (aniline)	93(19)	93(19)	66(6.5)	65(3.6)	39(3.5)
C ₆ H ₇ N	2-Methylpyridine	93(86)	93(86)	66(36)	39(28)	51(16)
C ₆ H ₇ NO	1-Methyl-2-pyridone	109(71)	109(71)	81(49)	39(34)	80(29)
C ₆ H ₈	Methylcyclopentadiene	80(53)	79(87)	77(29)	39(19)	51(11)
C ₆ H ₈	1,3-Cyclohexadiene	80(53)	79(92)	77(35)	39(21)	27(18)
C ₆ H ₈ O	2,5-Dimethylfuran	96(57)	43(65)	95(48)	53(37)	81(24)
C ₆ H ₈ S	2,3-Dimethylthiophene	112(44)	97(53)	111(44)	45(16)	27(9.4)
C ₆ H ₈ S	2,4-Dimethylthiophene	112(27)	111(36)	97(18)	45(9.4)	39(7.0)
C ₆ H ₈ S	2,5-Dimethylthiophene	112(67)	111(95)	97(59)	59(23)	45(19)
C ₆ H ₈ S	2-Ethylthiophene	112(27)	97(68)	45(16)	39(8.9)	27(5.4)
C ₆ H ₈ S	3-Ethylthiophene	112(54)	97(147)	45(38)	39(20)	27(12)
C ₆ H ₉ N	2,5-Dimethylpyrrole	95(73)	94(127)	26(52)	80(22)	42(19)
C ₆ H ₁₀	Isopropenylcyclopropane	82(20)	67(92)	41(47)	39(46)	27(22)
C ₆ H ₁₀	1-Methylcyclopentene	82(26)	67(98)	39(21)	81(16)	41(16)
C ₆ H ₁₀	Cyclohexene	82(33)	67(83)	54(64)	41(31)	39(30)
C ₆ H ₁₀	2,3-Dimethyl-1,3-butadiene	82(41)	67(60)	39(55)	41(44)	54(22)
C ₆ H ₁₀	2-Methyl-1,3-pentadiene	82(23)	67(48)	39(30)	41(26)	27(13)
C ₆ H ₁₀	1,5-Hexadiene	82(1.3)	41(98)	67(80)	39(60)	54(52)
C ₆ H ₁₀	3,3-Dimethyl-1-butyne	82(0.57)	67(101)	41(57)	39(31)	27(11)
C ₆ H ₁₀	4-Methyl-1-pentyne	82(2.3)	67(82)	41(74)	43(64)	39(55)
C ₆ H ₁₀	1-Hexyne	82(1.0)	67(131)	41(88)	27(85)	43(67)
C ₆ H ₁₀	2-Hexyne	82(56)	67(58)	53(50)	27(39)	41(36)
C ₆ H ₁₀	3-Hexyne	82(55)	67(59)	41(55)	39(37)	53(20)
C ₆ H ₁₀ O	Cyclohexanone	98(32)	55(102)	42(86)	41(35)	27(34)
C ₆ H ₁₀ O	4-Methyl-3-penten-2-one	98(40)	55(82)	83(82)	43(64)	29(38)
C ₆ H ₁₀ O ₂	2,5-Hexanedione	114(4.0)	43(148)	15(25)	99(22)	14(14)
C ₆ H ₁₀ O ₃	Propanoic anhydride	130(0.0)	57(190)	29(119)	27(62)	28(26)
C ₆ H ₁₀ O ₃	Ethyl acetoacetate	130(8.3)	43(150)	29(52)	27(32)	15(27)
C ₆ H ₁₁ N	4-Methylpentanenitrile	97(0.13)	55(98)	41(51)	43(45)	27(39)
C ₆ H ₁₁ N	Hexanenitrile	97(0.54)	41(73)	54(49)	27(43)	55(40)
C ₆ H ₁₂	1,1,2-Trimethylcyclopropane	84(38)	41(132)	69(81)	39(34)	27(24)
C ₆ H ₁₂	1-Methyl-1-ethylcyclopropane	84(25)	41(78)	55(58)	69(53)	27(33)
C ₆ H ₁₂	Isopropylcyclopropane	84(2.0)	56(114)	41(84)	39(30)	43(28)

TABLE 7.76 Condensed Table of Mass Spectra (Continued)

Molecular formula	Name	Mass numbers (and intensities) of:				
		Parent peak	Base peak	Three next most intense peaks		
C ₆ H ₁₂	Ethylcyclobutane	84(3.8)	56(138)	41(89)	27(35)	55(34)
C ₆ H ₁₂	Methylcyclopentane	84(18)	56(116)	41(74)	69(37)	42(33)
C ₆ H ₁₂	Cyclohexane	84(58)	56(75)	41(44)	55(25)	42(21)
C ₆ H ₁₂	2,3-Dimethyl-1-butene	84(27)	41(117)	69(96)	39(36)	27(24)
C ₆ H ₁₂	3,3-Dimethyl-1-butene	84(23)	41(112)	69(107)	39(28)	27(26)
C ₆ H ₁₂	2-Ethyl-1-butene	84(30)	41(74)	69(66)	55(56)	27(38)
C ₆ H ₁₂	2,3-Dimethyl-2-butene	84(32)	41(108)	69(88)	39(35)	27(20)
C ₆ H ₁₂	2-Methyl-1-pentene	84(29)	56(91)	41(73)	55(39)	39(36)
C ₆ H ₁₂	3-Methyl-1-pentene	84(25)	55(85)	41(67)	69(60)	27(43)
C ₆ H ₁₂	4-Methyl-1-pentene	84(12)	43(110)	41(80)	56(47)	27(37)
C ₆ H ₁₂	2-Methyl-2-pentene	84(36)	41(120)	69(111)	39(35)	27(28)
C ₆ H ₁₂	3-Methyl- <i>cis</i> -2-pentene	84(37)	41(104)	69(82)	55(46)	27(36)
C ₆ H ₁₂	3-Methyl- <i>trans</i> -2-pentene	84(38)	41(102)	69(81)	55(47)	27(35)
C ₆ H ₁₂	4-Methyl- <i>cis</i> -2-pentene	84(35)	41(122)	69(114)	39(35)	27(26)
C ₆ H ₁₂	4-Methyl- <i>trans</i> -2-pentene	84(34)	41(123)	69(112)	39(34)	27(26)
C ₆ H ₁₂	1-Hexene	84(20)	41(70)	56(60)	42(52)	27(48)
C ₆ H ₁₂	<i>cis</i> -2-Hexene	84(27)	55(91)	42(51)	41(45)	27(45)
C ₆ H ₁₂	<i>trans</i> -2-Hexene	84(32)	55(112)	42(54)	41(46)	27(41)
C ₆ H ₁₂	<i>cis</i> -3-Hexene	84(28)	55(81)	41(62)	42(54)	27(32)
C ₆ H ₁₂	<i>trans</i> -3-Hexene	84(32)	55(89)	41(72)	42(62)	27(35)
C ₆ H ₁₂ N ₂	Acetone azine (ketazine)	112(31)	56(99)	15(31)	97(31)	39(26)
C ₆ H ₁₂ O	Cyclopentylmethanol	100(0.02)	41(35)	68(32)	69(31)	67(24)
C ₆ H ₁₂ O	4-Methyl-2-pentanone	100(12)	43(115)	58(37)	41(22)	57(22)
C ₆ H ₁₂ O	Ethenyl <i>n</i> -butyl ether	100(5.7)	29(80)	41(59)	56(45)	57(35)
C ₆ H ₁₂ O	Ethenyl isobutyl ether	100(5.8)	29(73)	41(65)	57(58)	56(40)
C ₆ H ₁₂ O ₂	4-Hydroxy-4-methyl-2-pentanone	116(0.0)	43(149)	15(45)	58(32)	27(14)
C ₆ H ₁₂ O ₂	<i>n</i> -Butyl acetate	116(0.03)	43(172)	56(58)	41(30)	27(27)
C ₆ H ₁₂ O ₂	<i>n</i> -Propyl propanoate	116(0.03)	57(147)	29(84)	27(57)	75(47)
C ₆ H ₁₂ O ₂	Isopropyl propanoate	116(0.26)	57(116)	43(88)	29(54)	27(46)
C ₆ H ₁₂ O ₂	Methyl 2,2-dimethylpropanoate	116(3.2)	57(85)	41(32)	29(24)	56(21)
C ₆ H ₁₂ O ₂	Ethyl butanoate	116(2.2)	43(50)	71(45)	29(43)	27(31)
C ₆ H ₁₂ O ₃	2,4,6-Trimethyl-1,3,5-trioxacyclohexane	132(0.12)	45(196)	43(107)	29(35)	89(23)
C ₆ H ₁₂ S	1-Cyclopentyl-1-thiaethane	116(31)	68(72)	41(64)	39(37)	67(37)
C ₆ H ₁₂ S	<i>cis</i> -2,5-Dimethylthiacyclopentane	116(32)	101(85)	59(34)	41(26)	74(24)
C ₆ H ₁₂ S	<i>trans</i> -2,5-Dimethylthiacyclopentane	116(32)	101(85)	59(34)	74(25)	41(25)
C ₆ H ₁₂ S	2-Methylthiacyclohexane	116(42)	101(81)	41(37)	27(32)	67(30)
C ₆ H ₁₂ S	3-Methylthiacyclohexane	116(41)	101(55)	41(47)	39(33)	45(28)
C ₆ H ₁₂ S	4-Methylthiacyclohexane	116(46)	116(46)	101(44)	41(40)	27(39)
C ₆ H ₁₂ S	Thiacycloheptane	116(60)	87(75)	41(66)	67(48)	47(46)
C ₆ H ₁₂ S	1-Methylcyclopentanethiol	116(20)	83(76)	55(58)	41(39)	67(33)
C ₆ H ₁₂ S	<i>cis</i> -2-Methylcyclopentanethiol	116(32)	55(55)	83(54)	60(48)	41(47)
C ₆ H ₁₂ S	<i>trans</i> -2-Methylcyclopentanethiol	116(28)	67(48)	55(46)	41(42)	83(40)
C ₆ H ₁₂ S	Cyclohexanethiol	116(21)	55(56)	41(45)	67(35)	83(32)
C ₆ H ₁₃ N	Cyclohexylamine	99(8.9)	56(92)	43(25)	28(13)	30(13)
C ₆ H ₁₃ N	3-Methylpiperidine	99(23)	44(49)	30(34)	28(27)	57(26)
C ₆ H ₁₃ NO	<i>N</i> -Ethylmorpholine	115(2.0)	42(9.8)	57(7.0)	100(5.2)	28(4.3)
C ₆ H ₁₄	2,2-Dimethylbutane	86(0.04)	43(85)	57(82)	71(61)	41(51)
C ₆ H ₁₄	2,3-Dimethylbutane	86(5.3)	43(157)	42(136)	41(49)	27(40)

TABLE 7.76 Condensed Table of Mass Spectra (Continued)

Molecular formula	Name	Mass numbers (and intensities) of:				
		Parent peak	Base peak	Three next most intense peaks		
C ₆ H ₁₄	2-Methylpentane	86(4.4)	43(147)	42(78)	41(47)	27(40)
C ₆ H ₁₄	3-Methylpentane	86(3.2)	57(105)	56(80)	41(67)	29(64)
C ₆ H ₁₄	<i>n</i> -Hexane	86(12)	57(87)	43(71)	41(64)	29(55)
C ₆ H ₁₄ N ₂	<i>cis</i> -2,5-Dimethylpiperazine	114(0.38)	58(10)	28(7.7)	30(4.7)	44(4.2)
C ₆ H ₁₄ O	2-Ethyl-1-butanol	102(0.0)	43(114)	70(40)	29(39)	27(38)
C ₆ H ₁₄ O	2-Methyl-1-pentanol	102(0.0)	42(110)	41(40)	29(34)	27(33)
C ₆ H ₁₄ O	3-Methyl-1-pentanol	102(0.0)	56(26)	41(20)	29(19)	55(18)
C ₆ H ₁₄ O	4-Methyl-2-pentanol	102(0.08)	45(111)	43(34)	41(17)	27(14)
C ₆ H ₁₄ O	1-Hexanol	102(0.0)	56(63)	43(52)	41(37)	55(36)
C ₆ H ₁₄ O	Ethyl <i>n</i> -butyl ether	102(3.8)	59(108)	31(87)	29(61)	27(42)
C ₆ H ₁₄ O	Ethyl <i>sec</i> -butyl ether	102(1.5)	45(150)	73(76)	29(51)	27(39)
C ₆ H ₁₄ O	Ethyl isobutyl ether	102(8.7)	59(124)	31(95)	29(53)	27(38)
C ₆ H ₁₄ O	Diisopropyl ether	102(1.4)	45(125)	43(66)	87(23)	27(19)
C ₆ H ₁₄ O ₂	1,1-Diethoxyethane	118(0.0)	45(132)	73(69)	29(36)	27(27)
C ₆ H ₁₄ O ₂	1,2-Diethoxyethane	118(1.2)	31(124)	59(88)	29(72)	45(53)
C ₆ H ₁₄ O ₃	<i>bis</i> -(2-Methoxyethyl) ether	134(0.0)	59(140)	29(74)	58(57)	15(56)
C ₆ H ₁₄ S	2,2-Dimethyl-3-thiapentane	118(33)	57(147)	41(70)	29(54)	27(40)
C ₆ H ₁₄ S	2,4-Dimethyl-3-thiapentne	118(33)	43(94)	61(85)	41(48)	103(44)
C ₆ H ₁₄ S	2-Methyl-3-thiahexane	118(206)	43(540)	41(317)	42(301)	27(287)
C ₆ H ₁₄ S	4-Methyl-3-thiahexane	118(195)	89(585)	29(343)	27(296)	41(279)
C ₆ H ₁₄ S	5-Methyl-3-thiahexane	118(171)	75(520)	41(230)	47(224)	56(217)
C ₆ H ₁₄ S	3-Thiaheptane	118(35)	75(55)	29(33)	27(33)	62(28)
C ₆ H ₁₄ S	4-Thiaheptane	118(47)	43(86)	89(74)	41(57)	27(55)
C ₆ H ₁₄ S	2-Methyl-1-pentanethiol	118(19)	43(96)	41(51)	56(32)	27(31)
C ₆ H ₁₄ S	4-Methyl-1-pentanethiol	118(30)	56(142)	41(57)	43(57)	27(32)
C ₆ H ₁₄ S	4-Methyl-2-pentanethiol	118(6.3)	43(68)	69(61)	41(56)	84(42)
C ₆ H ₁₄ S	2-Methyl-3-pentanethiol	118(20)	41(64)	43(63)	75(50)	27(28)
C ₆ H ₁₄ S	1-Hexanethiol	118(16)	56(66)	41(41)	27(40)	43(38)
C ₆ H ₁₄ S ₂	2,5-Dimethyl-3,4-dithiahexane	150(31)	43(152)	108(41)	41(36)	27(30)
C ₆ H ₁₄ S ₂	5-Methyl-3,4-dithiaheptane	150(14)	29(86)	94(66)	66(57)	27(41)
C ₆ H ₁₄ S ₂	6-Methyl-3,4-dithiaheptane	150(4.9)	29(42)	66(40)	122(30)	94(29)
C ₆ H ₁₄ S ₂	4,5-Dithiaoctane	150(44)	43(167)	27(65)	41(64)	108(35)
C ₆ H ₁₅ N	Triethylamine	101(21)	86(134)	30(46)	27(36)	58(35)
C ₆ H ₁₅ N	Di- <i>n</i> -propylamine	101(7.1)	30(89)	72(70)	44(36)	43(28)
C ₆ H ₁₅ N	Diisopropylamine	101(5.0)	44(171)	86(52)	58(24)	42(22)
C ₆ H ₁₆ Pb	Dimethyl-diethyllead	296(0.98)	267(89)	223(83)	208(79)	221(44)
C ₇ F ₁₄	Tetradecafluoromethylcyclohexane	350(0.0)	69(244)	131(107)	181(48)	100(38)
C ₇ F ₁₆	Hexadecafluoroheptane	388(0.0)	69(330)	119(89)	169(68)	131(44)
C ₇ H ₅ N	Benzonitrile	103(246)	103(246)	76(80)	50(42)	51(24)
C ₇ H ₇ Br	1-Methyl-2-bromobenzene	170(48)	91(97)	172(46)	39(21)	63(20)
C ₇ H ₇ Br	1-Methyl-4-bromobenzene	170(46)	91(97)	172(45)	39(20)	65(19)
C ₇ H ₇ Cl	1-Methyl-2-chlorobenzene	126(44)	91(121)	63(20)	39(19)	89(18)
C ₇ H ₇ Cl	1-Methyl-3-chlorobenzene	126(51)	91(120)	63(19)	39(18)	128(16)
C ₇ H ₇ Cl	1-Methyl-4-chlorobenzene	126(44)	91(120)	125(19)	63(18)	39(17)
C ₇ H ₇ F	1-Methyl-3-fluorobenzene	110(79)	109(129)	83(17)	57(12)	39(12)
C ₇ H ₇ F	1-Methyl-4-fluorobenzene	110(73)	109(122)	83(16)	57(12)	39(9.3)
C ₇ H ₈	Methylbenzene (toluene)	92(82)	91(108)	39(20)	65(14)	51(10)
C ₇ H ₈ S	1-Phenyl-1-thiaethane	124(76)	124(76)	109(34)	78(25)	91(19)
C ₇ H ₉ N	2,4-Dimethylpyridine	107(76)	107(76)	106(29)	79(16)	92(13)

TABLE 7.76 Condensed Table of Mass Spectra (Continued)

Molecular formula	Name	Mass numbers (and intensities) of:				
		Parent peak	Base peak	Three next most intense peaks		
C ₇ H ₁₀ S	2,3,4-Trimethylthiophene	126(50)	111(81)	125(47)	45(22)	39(18)
C ₇ H ₁₂	Ethenylcyclopentane	96(13)	67(118)	39(44)	68(38)	54(35)
C ₇ H ₁₂	Ethylidenecyclopentane	96(40)	67(180)	39(44)	41(30)	27(30)
C ₇ H ₁₂	Bicyclo[2.2.1]heptane	96(12)	67(64)	68(50)	81(44)	54(30)
C ₇ H ₁₂	3-Ethylcyclopentene	96(29)	67(193)	39(36)	41(35)	27(26)
C ₇ H ₁₂	1-Methylcyclohexene	96(32)	81(83)	68(38)	67(37)	39(33)
C ₇ H ₁₂	4-Methylcyclohexene	96(28)	81(84)	54(50)	39(44)	55(34)
C ₇ H ₁₂	4-Methyl-2-hexyne	96(13)	81(71)	67(52)	41(48)	39(35)
C ₇ H ₁₂	5-Methyl-2-hexyne	96(42)	43(49)	81(43)	27(39)	39(38)
C ₇ H ₁₂	1-Heptyne	96(0.44)	41(75)	81(70)	29(65)	27(47)
C ₇ H ₁₄	1,1,2,2,-Tetramethylcyclopropane	98(21)	55(92)	83(90)	41(69)	39(41)
C ₇ H ₁₄	<i>cis</i> -1,2-Dimethylcyclopentane	98(19)	56(85)	70(77)	41(65)	55(65)
C ₇ H ₁₄	<i>trans</i> -1,2-Dimethylcyclopentane	98(25)	56(93)	41(63)	55(61)	70(54)
C ₇ H ₁₄	<i>cis</i> -1,3-Dimethylcyclopentane	98(12)	56(81)	70(78)	41(64)	55(59)
C ₇ H ₁₄	<i>trans</i> -1,3-Dimethylcyclopentane	98(13)	56(81)	70(68)	41(63)	55(58)
C ₇ H ₁₄	1,1-Dimethylcyclopentane	98(6.7)	56(81)	55(63)	69(56)	41(55)
C ₇ H ₁₄	Ethylcyclopentane	98(14)	69(83)	41(78)	68(60)	55(46)
C ₇ H ₁₄	Methylcyclohexane	98(41)	83(94)	55(78)	41(55)	42(34)
C ₇ H ₁₄	Cycloheptane	98(37)	41(57)	55(54)	56(50)	42(49)
C ₇ H ₁₄	2,3,3-Trimethyl-1-butene	98(20)	83(101)	55(83)	41(61)	39(33)
C ₇ H ₁₄	3-Methyl-2-ethyl-1-butene	98(22)	41(71)	69(71)	55(62)	27(38)
C ₇ H ₁₄	2,3-Dimethyl-1-pentene	98(13)	41(92)	69(86)	55(40)	39(35)
C ₇ H ₁₄	2,4-Dimethyl-1-pentene	98(9.1)	56(117)	43(68)	41(61)	39(39)
C ₇ H ₁₄	3,3-Dimethyl-1-pentene	98(9.4)	69(104)	41(85)	55(42)	27(36)
C ₇ H ₁₄	3,4-Dimethyl-1-pentene	98(0.61)	56(75)	55(62)	43(55)	41(54)
C ₇ H ₁₄	4,4-Dimethyl-1-pentene	98(2.6)	57(161)	41(86)	29(52)	55(49)
C ₇ H ₁₄	3-Ethyl-1-pentene	98(19)	41(116)	69(91)	27(43)	39(37)
C ₇ H ₁₄	2,3-Dimethyl-2-pentene	98(31)	83(80)	55(75)	41(63)	39(34)
C ₇ H ₁₄	2,4-Dimethyl-2-pentene	98(26)	83(97)	55(71)	41(52)	39(34)
C ₇ H ₁₄	3,4-Dimethyl- <i>cis</i> -2-pentene	98(30)	83(87)	55(82)	41(52)	27(32)
C ₇ H ₁₄	3,4-Dimethyl- <i>trans</i> -2-pentene	98(31)	83(89)	55(83)	41(52)	27(34)
C ₇ H ₁₄	4,4-Dimethyl- <i>cis</i> -2-pentene	98(27)	83(96)	55(92)	41(62)	39(35)
C ₇ H ₁₄	4,4-Dimethyl- <i>trans</i> -2-pentene	98(28)	83(105)	55(89)	41(58)	39(31)
C ₇ H ₁₄	3-Ethyl-2-pentene	98(33)	41(86)	69(80)	55(74)	27(33)
C ₇ H ₁₄	2-Methyl-1-hexene	98(4.6)	56(105)	41(54)	27(30)	39(27)
C ₇ H ₁₄	3-Methyl-1-hexene	98(7.7)	55(76)	41(60)	69(57)	56(48)
C ₇ H ₁₄	4-Methyl-1-hexene	98(4.9)	41(98)	57(94)	56(80)	29(70)
C ₇ H ₁₄	5-Methyl-1-hexene	98(1.6)	56(91)	41(75)	55(47)	27(42)
C ₇ H ₁₄	2-Methyl-2-hexene	98(28)	69(113)	41(99)	27(36)	39(33)
C ₇ H ₁₄	3-Methyl- <i>cis</i> -2-hexene	98(30)	41(95)	69(90)	55(42)	27(36)
C ₇ H ₁₄	4-Methyl- <i>trans</i> -2-hexene	98(23)	69(118)	41(106)	55(40)	39(35)
C ₇ H ₁₄	5-Methyl-2-hexene	98(13)	56(90)	55(74)	43(71)	41(57)
C ₇ H ₁₄	2-Methyl- <i>trans</i> -3-hexene	98(24)	69(86)	41(74)	55(62)	56(37)
C ₇ H ₁₄	3-Methyl- <i>cis</i> -3-hexene	98(28)	69(98)	41(82)	39(33)	27(33)
C ₇ H ₁₄	3-Methyl- <i>trans</i> -3-hexene	98(28)	69(97)	41(86)	55(63)	39(35)
C ₇ H ₁₄	1-Heptene	98(15)	41(91)	56(79)	29(64)	55(54)
C ₇ H ₁₄	<i>trans</i> -2-Heptene	98(27)	55(64)	56(59)	41(50)	27(35)
C ₇ H ₁₄	<i>trans</i> -3-Heptene	98(27)	41(98)	56(65)	69(55)	55(47)
C ₇ H ₁₄ O	2,4-Dimethyl-3-pentanone	114(13)	43(226)	71(62)	27(49)	41(42)

TABLE 7.76 Condensed Table of Mass Spectra (*Continued*)

Molecular formula	Name	Mass numbers (and intensities) of:				
		Parent peak	Base peak	Three next most intense peaks		
C ₇ H ₁₄ O ₂	<i>n</i> -Butyl propanoate	130(0.03)	57(152)	29(98)	56(54)	27(52)
C ₇ H ₁₄ O ₂	Isobutyl propanoate	130(0.07)	57(187)	29(87)	56(27)	27(47)
C ₇ H ₁₄ O ₂	<i>n</i> -Propyl <i>n</i> -butanoate	130(0.05)	43(96)	71(90)	27(54)	89(48)
C ₇ H ₁₄ O ₃	<i>n</i> -Propyl carbonate	146(0.02)	43(171)	27(61)	63(55)	41(49)
C ₇ H ₁₄ S	<i>cis</i> -2-Methylcyclohexanethiol	130(28)	55(138)	97(70)	81(44)	41(44)
C ₇ H ₁₅ N	2,6-Dimethylpiperidine	113(5.3)	98(73)	44(43)	42(34)	28(26)
C ₇ H ₁₆	2,2,3-Trimethylbutane	100(0.03)	57(110)	43(84)	56(67)	41(64)
C ₇ H ₁₆	2,2-Dimethylpentane	100(0.06)	57(130)	43(95)	41(59)	56(52)
C ₇ H ₁₆	2,3-Dimethylpentane	100(2.1)	43(94)	56(93)	57(67)	41(64)
C ₇ H ₁₆	2,4-Dimethylpentane	100(1.6)	43(139)	57(93)	41(59)	56(50)
C ₇ H ₁₆	3,3-Dimethylpentane	100(0.03)	43(166)	71(103)	27(38)	41(36)
C ₇ H ₁₆	3-Ethylpentane	100(3.1)	43(175)	70(77)	70(77)	29(45)
C ₇ H ₁₆	2-Methylhexane	100(5.9)	43(154)	42(59)	41(57)	85(49)
C ₇ H ₁₆	3-Methylhexane	100(4.0)	43(110)	57(52)	71(52)	41(50)
C ₇ H ₁₆	<i>n</i> -Heptane	100(17)	43(126)	41(65)	57(60)	29(58)
C ₇ H ₁₆ O	2-Heptanol	116(0.01)	45(131)	43(29)	27(25)	29(23)
C ₇ H ₁₆ O	3-Heptanol	116(0.01)	59(61)	69(41)	41(29)	31(25)
C ₇ H ₁₆ O	4-Heptanol	116(0.02)	55(102)	73(72)	43(45)	27(32)
C ₇ H ₁₆ O	<i>n</i> -Propyl <i>n</i> -butyl ether	116(3.7)	43(120)	57(102)	41(51)	29(49)
C ₇ H ₁₆ O ₂	Di- <i>n</i> -propoxymethane	132(0.58)	43(194)	73(114)	27(45)	41(34)
C ₇ H ₁₆ O ₂	Diisopropoxymethane	132(0.16)	43(133)	45(84)	73(71)	27(28)
C ₇ H ₁₆ O ₂	1,1-Diethoxypropane	132(0.01)	59(138)	47(88)	87(84)	29(74)
C ₇ H ₁₆ S	2,2,4-Trimethyl-3-thiapentane	132(30)	57(149)	41(74)	29(35)	43(32)
C ₇ H ₁₆ S	2,4-Dimethyl-3-thiahexane	132(30)	61(94)	103(60)	41(51)	43(46)
C ₇ H ₁₆ S	2-Thiaoctane	132(34)	61(73)	56(53)	27(46)	41(44)
C ₇ H ₁₆ S	1-Heptanethiol	132(14)	41(48)	27(40)	56(39)	70(38)
C ₇ H ₁₈ Pb	Methyltriethyllead	310(0.84)	281(86)	208(76)	223(66)	237(60)
C ₇ H ₁₈ Pb	<i>n</i> -Butyltrimethyllead	310(0.14)	253(76)	223(75)	208(68)	295(52)
C ₇ H ₁₈ Pb	<i>sec</i> -Butyltrimethyllead	310(1.8)	253(94)	223(85)	208(74)	251(45)
C ₇ H ₁₈ Pb	<i>tert</i> -Butyltrimethyllead	310(0.09)	252(95)	223(82)	208(65)	250(46)
C ₈ H ₁₀	1,2-Dimethylbenzene	106(52)	91(91)	105(22)	39(15)	51(14)
C ₈ H ₁₀	1,3-Dimethylbenzene	106(58)	91(93)	105(26)	39(17)	51(14)
C ₈ H ₁₀	1,4-Dimethylbenzene	106(52)	91(85)	105(25)	51(13)	39(13)
C ₈ H ₁₀	Ethylbenzene	106(45)	91(146)	51(19)	39(14)	65(12)
F ₃ N	Nitrogen trifluoride	71(10)	52(33)	33(13)	14(3.0)	19(2.7)
HCl	Hydrogen chloride	36(54)	36(54)	38(17)	35(9.2)	37(2.9)
H ₂ S	Hydrogen sulfide	34(75)	34(75)	32(33)	33(32)	1(4.1)
H ₃ P	Ammonia	17(32)	17(32)	16(26)	15(2.4)	14(0.7)
H ₃ N	Phosphine	34(59)	34(59)	33(20)	31(19)	32(7.5)
H ₄ N ₂	Hydrazine	32(48)	32(48)	31(23)	29(19)	30(15)
NO	Nitric oxide	30(76)	30(76)	14(5.7)	15(1.8)	16(1.1)
NO ₂	Nitrogen dioxide	46(6.6)	30(18)	16(4.0)	14(1.7)	47(0.02)
N ₂	Nitrogen	28(65)	28(65)	14(3.3)	29(0.47)	...
N ₂ O	Nitrous oxide	44(60)	44(60)	30(19)	14(7.8)	28(6.5)
O ₂	Oxygen	32(54)	32(54)	16(2.7)	28(1.7)	34(0.22)
O ₂ S	Sulfur dioxide	64(47)	64(47)	48(23)	32(4.9)	16(2.4)

Source: L. Meites, ed., *Handbook of Analytical Chemistry*, McGraw-Hill, New York, 1963. J. A. Dean, ed., *Analytical Chemistry Handbook*, McGraw-Hill, New York, 1995.

SECTION 8

ELECTROLYTES, ELECTROMOTIVE FORCE, AND CHEMICAL EQUILIBRIUM

8.1	ACTIVITY COEFFICIENTS	8.2
Table 8.1	Individual Activity Coefficients of Ions in Water at 25°C	8.3
Table 8.2	Approximate Effective Ionic Radii in Aqueous Solutions at 25°C	8.4
Table 8.3	Constants of the Debye-Hückel Equation from 0 to 100°C	8.5
Table 8.4	Individual Ionic Activity Coefficients at Higher Ionic Strengths at 25°C	8.5
8.2	EQUILIBRIUM CONSTANTS	8.6
Table 8.5	Ionic Product Constant of Water	8.6
Table 8.6	Solubility Product Constants	8.6
8.2.1	Proton-Transfer Reactions	8.17
Table 8.7	Proton Transfer Reactions of Inorganic Materials in Water at 25°C	8.18
Table 8.8	pK_s Values of Organic Materials in Water at 25°C	8.24
Table 8.9	Selected Equilibrium Constants in Aqueous Solution at Various Temperatures	8.73
Table 8.10	Properties of Common Acid-Base Solvents	8.80
Table 8.11	pK_s Values for Proton-Transfer Reactions in Nonaqueous Solvents	8.81
8.2.2	Formation Constants of Metal Complexes	8.82
Table 8.12	Cumulative Formation Constants for Metal Complexes with Inorganic Ligands	8.83
Table 8.13	Cumulative Formation Constants for Metal Complexes with Organic Ligands	8.88
8.3	BUFFER SOLUTIONS	8.104
8.3.1	Standard Reference pH Buffer Solutions	8.104
Table 8.14	National Bureau of Standards (U.S.) Reference pH Buffer Solutions	8.105
Table 8.15	Compositions of Standard pH Buffer Solutions [National Bureau of Standards (U.S.)]	8.106
8.3.2	Standards for pH Measurement of Blood and Biological Media	8.106
Table 8.16	Composition and pH Values of Buffer Solutions	8.107
Table 8.17	Standard Reference Values pH_s^* for the Measurement of Acidity in 50 Weight Percent Methanol-Water	8.109
Table 8.18	pH^* Values for Buffer Solutions in Alcohol-Water Solvents at 25°C	8.109
8.3.3	Buffer Solutions Other Than Standards	8.110
Table 8.19	pH Values of Biological and Other Buffers for Control Purposes	8.110
8.4	REFERENCE ELECTRODES	8.113
Table 8.20	Potentials of Reference Electrodes in Volts as a Function of Temperature	8.113
Table 8.21	Potentials of Reference Electrodes (in Volts) at 25°C for Water-Organic Solvent Mixtures	8.114
8.4.1	Electrometric Measurement of pH	8.115
Table 8.22	Values of $2.3026RT/F$ at Several Temperatures	8.115
8.5	INDICATORS	8.116
Table 8.23	Indicators for Aqueous Acid-Base Titrations	8.116
Table 8.24	Mixed Indicators	8.118

Table 8.25	Fluorescent Indicators	8.120
Table 8.26	Selected List of Oxidation-Reduction Indicators	8.122
8.6	ELECTRODE POTENTIALS	8.124
Table 8.27	Potentials of the Elements and Their Compounds at 25°C	8.124
Table 8.28	Potentials of Selected Half-Reactions at 25°C	8.137
Table 8.29	Overpotentials for Common Electrode Reactions at 25°C	8.140
Table 8.30	Half-Wave Potentials of Inorganic Materials	8.141
Table 8.31	Half-Wave Potentials (vs. Saturated Calomel Electrode) of Organic Compounds at 25°C	8.146
8.7	CONDUCTANCE	8.157
Table 8.32	Limiting Equivalent Ionic Conductances in Aqueous Solutions	8.157
Table 8.33	Standard Solutions for Calibrating Conductivity Vessels	8.160
Table 8.34	Electrical Conductivity of Various Pure Liquids	8.161
Table 8.35	Equivalent Conductivities of Electrolytes in Aqueous Solutions at 18°C	8.163
Table 8.36	Conductivity of Very Pure Water at Various Temperatures and the Equivalent Conductances of Hydrogen and Hydroxyl Ions	8.168
8.7.1	Common Conductance Relations	8.168

8.1 ACTIVITY COEFFICIENTS

Although it is not possible to measure an individual ionic activity coefficient, f_i , it may be estimated from the following equation of the Debye-Hückel theory:

$$-\log f_i = \frac{Az_i^2\sqrt{I}}{1 + B\hat{a}\sqrt{I}}$$

where I is the ionic strength of the medium, and \hat{a} is the ion-size parameter—the effective ionic radius (Table 8.2). The values of A and B vary with the temperature and dielectric constant of the solvent; values from 0 to 100°C for aqueous medium (\hat{a} in angstrom units) are listed in Table 8.3. Corresponding values of A and B for unit weight of solvent (when employing molality) can be obtained by multiplying the corresponding values for unit volume (molarity units) by the square root of the density of water at the appropriate temperature.

The ionic strength can be estimated from the summation of the product molarity times ionic charge squared for all the ionic species present in the solution, i.e., $I = 0.5(c_1z_1^2 + c_2z_2^2 + \dots + c_iz_i^2)$.

Values for the activity coefficients of ions in water at 25°C are given in Table 8.1 in terms of their effective ionic radii.

At moderate ionic strengths a considerable improvement is effected by subtracting a term bI from the Debye-Hückel expression; b is an adjustable parameter which is 0.2 for water at 25°C. Table 8.4 gives the values of the ionic activity coefficients (for z_i from 1 to 6) with \hat{a} taken to be 4.6Å.

In general, the mean ionic activity coefficient is given by

$$f_{\pm} = {}^{(x+y)}\sqrt{f_+^x f_-^y}$$

TABLE 8.1 Individual Activity Coefficients of Ions in Water at 25°C

Effective Ionic Radii \bar{a} (in Å)	f_i at Ionic Strength of				
	0.001	0.005	0.01	0.05	0.1
Univalent Ions					
9	0.967	0.933	0.914	0.86	0.83
8	0.966	0.931	0.912	0.85	0.82
7	0.965	0.930	0.909	0.845	0.81
6	0.965	0.929	0.907	0.835	0.80
5	0.964	0.928	0.904	0.83	0.79
4	0.964	0.928	0.902	0.82	0.775
3.5	0.964	0.926	0.900	0.81	0.76
3	0.964	0.925	0.899	0.805	0.755
2.5	0.964	0.924	0.898	0.80	0.75
Divalent Ions					
8	0.872	0.755	0.69	0.52	0.45
7	0.872	0.755	0.685	0.50	0.425
6	0.870	0.749	0.675	0.485	0.405
5	0.868	0.744	0.67	0.465	0.38
4.5	0.868	0.741	0.663	0.45	0.36
4	0.867	0.740	0.660	0.445	0.355
Trivalent Ions					
6	0.731	0.52	0.415	0.195	0.13
5	0.728	0.51	0.405	0.18	0.115
4	0.725	0.505	0.395	0.16	0.095
Tetravalent Ions					
11	0.588	0.35	0.255	0.10	0.065
5	0.57	0.31	0.20	0.048	0.021
Pentavalent Ions					
9	0.43	0.18	0.105	0.020	0.009

where f_+ , f_- are the individual ionic activity coefficients, and x, y are the charge numbers (z_+ , z_-) of the respective ions. In binary electrolyte solution.

$$f_{\pm} = \sqrt{f_+ f_-}$$

In ternary electrolytes, e.g., BaCl_2 or K_2SO_4 ,

$$f_{\pm} = \sqrt[3]{f_+ f_-^2} \quad \text{or} \quad f_{\pm} = \sqrt[3]{f_+^2 f_-}$$

In quaternary electrolytes, e.g., LaCl_3 or $\text{K}_3[\text{Fe}(\text{CN})_6]$,

$$f_{\pm} = \sqrt[4]{f_+ f_-^3} \quad \text{or} \quad f_{\pm} = \sqrt[4]{f_+^3 f_-}$$

TABLE 8.2 Approximate Effective Ionic Radii in Aqueous Solutions at 25°C

\bar{a} (in Å)	Inorganic Ions	\bar{a} (in Å)	Organic Ions
2.5.....	Rb ⁺ , Cs ⁺ , NH ₄ ⁺ , Tl ⁺ , Ag ⁺	3.5.....	HCOO ⁻ , H ₂ Cit ⁻ , CH ₃ NH ₃ ⁺ , (CH ₃) ₂ NH ₂ ⁺
3.....	K ⁺ , Cl ⁻ , Br ⁻ , I ⁻ , CN ⁻ , NO ₂ ⁻ , NO ₃ ⁻	4.....	H ₃ N ⁺ +CH ₂ COOH, (CH ₃) ₃ NH ⁺ , C ₂ H ₅ NH ₃ ⁺
3.5.....	OH ⁻ , F ⁻ , SCN ⁻ , OCN ⁻ , HS ⁻ , ClO ₃ ⁻ , ClO ₄ ⁻ , BrO ₃ ⁻ , IO ₄ ⁻ , MnO ₄ ⁻	4.5.....	CH ₃ COO ⁻ , ClCH ₂ COO ⁻ , (CH ₃) ₄ N ⁺ , (C ₂ H ₅) ₂ NH ₂ ⁺ , H ₂ NCH ₂ COO ⁻ , oxalate ²⁻ , HCit ²⁻
4.....	Na ⁺ , CdCl ⁺ , Hg ₂ ²⁺ , ClO ₂ ⁻ , IO ₃ ⁻ , HCO ₃ ⁻ , H ₂ PQ ⁻ , HSQ ⁻ , H ₂ AsO ₄ ⁻ , SO ₄ ²⁻ , S ₂ O ₃ ²⁻ , S ₂ O ₈ ²⁻ , SeO ₄ ²⁻ , CrO ₄ ²⁻ , HPO ₄ ²⁻ , S ₂ O ₆ ²⁻ , PO ₄ ³⁻ , Fe(CN) ₆ ³⁻ , Cr(NH ₃) ₆ ³⁺ , Co(NH ₃) ₆ ³⁺ , Co(NH ₃) ₅ H ₂ O ³⁺	5.....	Cl ₂ CHCOO ⁻ , Cl ₃ COO ⁻ , (C ₂ H ₅) ₃ NH ⁺ , C ₃ H ₇ NH ₃ ⁺ , Cit ³⁻ , succi- nate ²⁻ , malonate ²⁻ , tartrate ²⁻
4.5.....	Pb ²⁺ , CO ₃ ²⁻ , SO ₃ ²⁻ , MoO ₄ ²⁻ , Co(NH ₃) ₅ Cl ²⁺ , Fe(CN) ₅ NO ²⁻	6.....	benzoate ⁻ , hydroxybenzoate ⁻ , chlorobenzoate ⁻ , phenylace- tate ⁻ , vinylacetate ⁻ , (CH ₃) ₂ C=CHCOO ⁻ , (C ₂ H ₅) ₄ N ⁺ , (C ₃ H ₇) ₂ NH ₂ , phthalate ²⁻ , glutarate ²⁻ , adipate ²⁻
5.....	Sr ²⁺ , Ba ²⁺ , Ra ²⁺ , Cd ²⁺ , Hg ²⁺ , S ²⁻ , S ₂ O ₄ ²⁻ , WO ₄ ²⁻ , Fe(CN) ₄ ⁴⁻	7.....	trinitrophenolate ⁻ , (C ₃ H ₇) ₃ NH ⁺ , methoxybenzoate ⁻ , pime- late ²⁻ , suberate ²⁻ , Congo red anion ²⁻
6.....	Li ⁺ , Ca ²⁺ , Cu ²⁺ , Zn ²⁺ , Sn ²⁺ , Mn ²⁺ , Fe ²⁺ , Ni ²⁺ , Co ²⁺ , Co(en) ₃ ³⁺ , Co(S ₂ O ₃)(CN) ₅ ⁴⁻	8.....	(C ₆ H ₅) ₂ CHCOO ⁻ , (C ₃ H ₇) ₄ N ⁺
8.....	Mg ²⁺ , Be ²⁺		
9.....	H ⁺ , Al ³⁺ , Fe ³⁺ , Cr ³⁺ , Sc ³⁺ , Y ³⁺ , La ³⁺ , In ³⁺ , Ce ³⁺ , Pr ³⁺ , Nd ³⁺ , Sm ³⁺ , Co(SO ₃) ₂ (CN) ₅ ⁵⁻		
11.....	Th ⁴⁺ , Zr ⁴⁺ , Ce ⁴⁺ , Sn ⁴⁺		

TABLE 8.3 Constants of the Debye-Hückel Equation from 0 to 100°C

$$-\log f_i = \frac{Az_i^2\sqrt{I}}{1 + B\bar{a}_i\sqrt{I}}$$

Temp., °C	Unit Volume of Solvent		Temp., °C	Unit Volume of Solvent	
	A	B		A	B
0	0.4918	0.3248	55	0.5432	0.3358
5	0.4952	0.3256	60	0.5494	0.3371
10	0.4989	0.3264	65	0.5558	0.3384
15	0.5028	0.3273	70	0.5625	0.3397
20	0.5070	0.3282	75	0.5695	0.3411
25	0.5115	0.3291	80	0.5767	0.3426
30	0.5161	0.3301	85	0.5842	0.3440
35	0.5211	0.3312	90	0.5920	0.3456
40	0.5262	0.3323	95	0.6001	0.3471
45	0.5317	0.3334	100	0.6086	0.3488
50	0.5373	0.3346			

The values for unit weight of solvent (molality scale) can be obtained by multiplying the corresponding values for unit volume by the square root of the density of water at the appropriate temperature.

TABLE 8.4 Individual Ionic Activity Coefficients at Higher Ionic Strengths at 25°C

The values were calculated from the modified Debye-Hückel equation utilizing the modifications proposed by Robinson and by Guggenheim and Bates:

$$-\frac{\log f_i}{z_i^2} = \frac{0.511I}{1 + 1.5I} - 0.2I$$

where I is the ionic strength and \bar{a} is assumed to be 4.6 Å.

I	$-\frac{\log_{10} f_i}{z_i^2}$	f_i for $z_i =$					
		1	2	3	4	5	6
0.05	0.0756	0.840	0.498	0.209	0.0617	0.0129	0.00190
0.1	0.0896	0.814	0.438	0.156	0.0369	0.00576	0.000595
0.2	0.0968	0.800	0.410	0.138	0.0283	0.00380	0.000328
0.3	0.0936	0.806	0.422	0.144	0.0318	0.00457	0.000427
0.4	0.0858	0.821	0.454	0.169	0.0424	0.00716	0.000815
0.5	0.0753	0.841	0.500	0.210	0.0624	0.0131	0.00195
0.6	0.0631	0.865	0.559	0.270 _s	0.0978	0.0265	0.00535
0.7	0.0496	0.892	0.633	0.358	0.161	0.0575 _s	0.0164
0.8	0.0352	0.922	0.723	0.482	0.273	0.132	0.0541
0.9	0.0201	0.955	0.831	0.659	0.477	0.314	0.189
1.0	0.0044	0.900	0.960	0.913	0.850	0.776	0.694

8.2 EQUILIBRIUM CONSTANTS

TABLE 8.5 Ionic Product Constant of Water

This table gives values of pK_w on a molal scale, where K_w is the ionic activity product constant of water. Values are from W. L. Marshall and E. U. Franck, *J. Phys. Chem. Ref. Data*, **10**:295 (1981).

Temp., °C	pK_w	Temp., °C	pK_w	Temp., °C	pK_w
0	14.938	45	13.405	95	12.345
5	14.727	50	13.275	100	12.264
10	14.528	55	13.152	125	11.911
15	14.340	60	13.034	150	11.637
18	14.233	65	12.921	175	11.431
20	14.163	70	12.814	200	11.288
25	13.995	75	12.711	225	11.207
30	13.836	80	12.613	250	11.192
35	13.685	85	12.520	275	11.251
40	13.542	90	12.431	300	11.406

TABLE 8.6 Solubility Product Constants

The data refer to various temperatures between 18 and 25°C, and were compiled from values cited by Bjerrum, Schwarzenbach, and Sillen, *Stability Constants of Metal Complexes*, part II, Chemical Society, London, 1958, and values taken from publications of the IUPAC Solubility Data Project: *Solubility Data Series*, International Union of Pure and Applied Chemistry, Pergamon Press, Oxford, 1979–1992; H. L. Clever, and F. J. Johnston, *J. Phys. Chem. Ref. Data*, **9**:751 (1980); Y. Marcus, *Ibid.* **9**:1307 (1980); H. L. Clever, S. A. Johnson, and M. E. Derrick, *Ibid.* **14**:631 (1985), and **21**:941 (1992).

In the table, "L" is the abbreviation of the organic ligand.

Compound	Formula	pK_{sp}	K_{sp}
Actinium hydroxide	Ac(OH) ₃	15	1×10^{-15}
Aluminum arsenate	AlAsO ₄	15.80	1.6×10^{-16}
cupferrate	AlL ₃	18.64	2.3×10^{-19}
hydroxide	Al(OH) ₃	32.89	1.3×10^{-33}
phosphate	AlPO ₄	20.01	9.84×10^{-21}
8-quinolinolate	AlL ₃	29.00	1.00×10^{-29}
selenide	Al ₂ Se ₃	24.4	4×10^{-25}
sulfide	Al ₂ S ₃	6.7	2×10^{-7}
Americium (III) hydroxide	Am(OH) ₃	19.57	2.7×10^{-20}
(IV) hydroxide	Am(OH) ₄	56	1×10^{-56}
Ammonium uranyl arsenate	NH ₄ UO ₂ AsO ₄	23.77	1.7×10^{-24}
Arsenic (III) sulfide	As ₂ S ₃	21.68	2.1×10^{-22}

TABLE 8.6 Solubility Product Constants (Continued)

Compound	Formula	pK_{sp}	K_{sp}
Barium			
arsenate	$Ba_3(AsO_4)_2$	50.11	8.0×10^{-51}
bromate	$Ba(BrO_3)_2$	5.50	2.43×10^{-4}
carbonate	$BaCO_3$	8.59	2.58×10^{-9}
chromate	$BaCrO_4$	9.93	1.17×10^{-10}
ferricyanide 6-hydrate	$Ba_2[Fe(CN)_6] \cdot 6H_2O$	7.49	3.2×10^{-8}
fluoride	BaF_2	6.74	1.84×10^{-7}
hexafluorosilicate	$BaSiF_6$	6	1×10^{-6}
hydrogen phosphate	$BaHPO_4$	6.49	3.2×10^{-7}
hydroxide 8-hydrate	$Ba(OH)_2 \cdot 8H_2O$	3.59	2.55×10^{-4}
iodate hydrate	$Ba(IO_3)_2 \cdot H_2O$	8.40	4.01×10^{-9}
molybdate	$BaMoO_4$	7.45	3.54×10^{-8}
niobate	$Ba(NbO_3)_2$	16.50	3.2×10^{-17}
nitrate	$Ba(NO_3)_2$	2.33	4.64×10^{-3}
oxalate	BaC_2O_4	6.79	1.6×10^{-7}
oxalate hydrate	$BaC_2O_4 \cdot H_2O$	7.64	2.3×10^{-8}
permanganate	$Ba(MnO_4)_2$	9.61	2.5×10^{-10}
perrhenate	$Ba(ReO_4)_2$	1.28	5.2×10^{-2}
phosphate	$Ba_3(PO_4)_2$	22.47	3.4×10^{-23}
pyrophosphate	$Ba_2P_2O_7$	10.50	3.2×10^{-11}
8-quinolinolate	BaL_2	8.30	5.0×10^{-9}
selenate	$BaSeO_4$	7.47	3.40×10^{-8}
sulfate	$BaSO_4$	9.97	1.08×10^{-10}
sulfite	$BaSO_3$	9.30	5.0×10^{-10}
thiosulfate	BaS_2O_3	4.79	1.6×10^{-5}
Beryllium			
carbonate 4-hydrate	$BeCO_3 \cdot 4H_2O$	3	1×10^{-3}
hydroxide (amorphous)	$Be(OH)_2$	21.16	6.92×10^{-22}
molybdate	$BeMoO_4$	1.49	3.2×10^{-2}
niobate	$Be(NbO_3)_2$	15.92	1.2×10^{-16}
Bismuth			
arsenate	$BiAsO_4$	9.35	4.43×10^{-10}
cupferrate	BiL_3	27.22	6.0×10^{-28}
hydroxide	$Bi(OH)_3$	30.4	6.0×10^{-31}
iodide	BiI_3	18.11	7.71×10^{-19}
oxide bromide	$BiOBr$	6.52	3.0×10^{-7}
oxide chloride	$BiOCl$	30.75	1.8×10^{-31}
oxide hydroxide	$BiO(OH)$	9.4	4×10^{-10}
oxide nitrate	$BiO(NO_3)$	2.55	2.82×10^{-3}
oxide nitrite	$BiO(NO_2)$	6.31	4.9×10^{-7}
oxide thiocyanate	$BiO(SCN)$	6.80	1.6×10^{-7}
phosphate	$BiPO_4$	22.89	1.3×10^{-23}
sulfide	Bi_2S_3	97	1×10^{-97}
Cadmium			
anthranilate	CdL_2	8.27	5.4×10^{-9}
arsenate	$Cd_3(AsO_4)_2$	32.66	2.2×10^{-33}
benzoate 2-hydrate	$CdL_2 \cdot 2H_2O$	2.7	2×10^{-3}
borate, <i>meta</i>	$Cd(BO_2)_2$	8.64	2.3×10^{-9}
carbonate	$CdCO_3$	12.0	1.0×10^{-12}
cyanide	$Cd(CN)_2$	8.0	1.0×10^{-8}
ferrocyanide	$Cd_2[Fe(CN)_6]$	16.49	3.2×10^{-17}
fluoride	CdF_2	2.19	6.44×10^{-3}

TABLE 8.6 Solubility Product Constants (Continued)

Compound	Formula	pK_{sp}	K_{sp}
hydroxide	$Cd(OH)_2$ fresh	14.14	7.2×10^{-15}
iodate	$Cd(IO_3)_2$	7.60	2.5×10^{-8}
oxalate 3-water	$CdC_2O_4 \cdot 3H_2O$	7.85	1.42×10^{-8}
phosphate	$Cd_3(PO_4)_2$	32.60	2.53×10^{-33}
quinaldate	CdL_2	12.30	5.0×10^{-13}
sulfide	CdS	26.10	8.0×10^{-27}
tungstate	$CdWO_4$	5.7	2×10^{-6}
Calcium			
acetate 3-water	$Ca(OAc)_2 \cdot 3H_2O$	2.4	4×10^{-3}
arsenate	$Ca_3(AsO_4)_2$	18.17	6.8×10^{-19}
benzoate 3-water	$CaL_2 \cdot 3H_2O$	2.4	4×10^{-3}
carbonate	$CaCO_3$	8.54	2.8×10^{-9}
carbonate (calcite)	$CaCO_3$	8.47	3.36×10^{-9}
carbonate (aragonite)	$CaCO_3$	8.22	6.0×10^{-9}
carbonatomagnesium	$Ca[Mg(CO_3)_2]$ dolomite	11	1×10^{-11}
chromate	$CaCrO_4$	3.15	7.1×10^{-4}
fluoride	CaF_2	8.28	5.3×10^{-9}
hexafluorosilicate	$Ca[SiF_6]$	3.09	8.1×10^{-4}
hydrogen phosphate	$CaHPO_4$	7.0	1.0×10^{-7}
hydroxide	$Ca(OH)_2$	5.26	5.5×10^{-6}
iodate 6-water	$Ca(IO_3)_2 \cdot 6H_2O$	6.15	7.10×10^{-7}
molybdate	$CaMoO_4$	7.84	1.46×10^{-8}
niobate	$Ca(NbO_3)_2$	17.06	8.7×10^{-18}
oxalate hydrate	$CaC_2O_4 \cdot H_2O$	8.63	2.32×10^{-9}
phosphate	$Ca_3(PO_4)_2$	28.68	2.07×10^{-29}
8-quinolinolate	CaL_2	11.12	7.6×10^{-12}
selenate	$CaSeO_4$	3.09	8.1×10^{-4}
selenite	$CaSeO_3$	5.53	8.0×10^{-6}
silicate, <i>meta</i>	$CaSiO_3$	7.60	2.5×10^{-8}
sulfate	$CaSO_4$	4.31	4.93×10^{-5}
sulfate dihydrate	$CaSO_4 \cdot 2H_2O$	4.50	3.14×10^{-5}
sulfite	$CaSO_3$	7.17	6.8×10^{-8}
sulfite 0.5-water	$CaSO_3 \cdot 0.5H_2O$	6.51	3.1×10^{-7}
tartrate dihydrate	$CaL \cdot 2H_2O$	6.11	7.7×10^{-7}
tungstate	$CaWO_4$	8.06	8.7×10^{-9}
Cerium			
(III) fluoride	CeF_3	15.1	8×10^{-16}
(III) hydroxide	$Ce(OH)_3$	19.80	1.6×10^{-20}
(IV) hydroxide	$Ce(OH)_4$	47.7	2×10^{-48}
(III) iodate	$Ce(IO_3)_3$	9.50	3.2×10^{-10}
(IV) iodate	$Ce(IO_3)_4$	16.3	5×10^{-17}
(III) oxalate 9-water	$Ce_2(C_2O_4)_3 \cdot 9H_2O$	25.50	3.2×10^{-26}
(III) phosphate	$CePO_4$	23	1×10^{-23}
(III) selenite	$Ce_2(SeO_3)_3$	24.43	3.7×10^{-25}
(III) sulfide	Ce_2S_3	10.22	6.0×10^{-11}
(III) tartrate	Ce_2L_3	19.0	1.0×10^{-19}
Cesium			
bromate	$CsBrO_3$	1.7	5×10^{-2}
chlorate	$CsClO_3$	1.4	4×10^{-2}
cobalthexanitrite	$Cs_3[Co(NO_2)_6]$	15.24	5.7×10^{-16}
hexachloroplatinate(IV)	$Cs_2[PtCl_6]$	7.50	3.2×10^{-8}
hexafluoroplatinate(IV)	$Cs_2[PtF_6]$	5.62	2.4×10^{-6}
hexafluorosilicate	$Cs_2[SiF_6]$	4.90	1.3×10^{-5}

TABLE 8.6 Solubility Product Constants (*Continued*)

Compound	Formula	pK_{sp}	K_{sp}
perchlorate	CsClO ₄	2.40	3.95×10^{-3}
periodate	CsIO ₄	5.29	5.16×10^{-6}
permanganate	CsMnO ₄	4.08	8.2×10^{-5}
perrhanate	CsReO ₄	3.40	4.0×10^{-4}
tetrafluoroborate	Cs[BF ₄]	4.7	5×10^{-5}
Chromium(II)			
hydroxide	Cr(OH) ₂	15.7	2×10^{-16}
Chromium(III)			
arsenate	CrAsO ₄	20.11	7.7×10^{-21}
fluoride	CrF ₃	10.18	6.6×10^{-11}
hydroxide	Cr(OH) ₃	30.20	6.3×10^{-31}
phosphate 4-water	CrPO ₄ ·4H ₂ O green	22.62	2.4×10^{-23}
	violet	17.00	1.0×10^{-17}
Cobalt			
anthranilate	CoL ₂	9.68	2.1×10^{-10}
arsenate	Co ₃ (AsO ₄) ₂	28.17	6.80×10^{-29}
carbonate	CoCO ₃	12.84	1.4×10^{-13}
ferrocyanide	Co ₂ [Fe(CN) ₆]	14.74	1.8×10^{-15}
hydrogen phosphate	CoHPO ₄	6.7	2×10^{-7}
(II) hydroxide	Co(OH) ₂ fresh	14.23	5.92×10^{-15}
(III) hydroxide	Co(OH) ₃	43.80	1.6×10^{-44}
iodate	Co(IO ₃) ₂	4.0	1.0×10^{-4}
phosphate	Co ₃ (PO ₄) ₂	34.69	2.05×10^{-35}
selenite	CoSeO ₃	6.80	1.6×10^{-7}
quinaldate	CoL ₂	10.80	1.6×10^{-11}
8-quinolinolate	CoL ₂	24.80	1.6×10^{-25}
sulfide	α -CoS	20.40	4.0×10^{-21}
	β -CoS	24.70	2.0×10^{-25}
Copper(I)			
azide	CuN ₃	8.31	4.9×10^{-9}
bromide	CuBr	8.20	6.27×10^{-9}
chloride	CuCl	6.76	1.72×10^{-7}
cyanide	CuCN	19.46	3.47×10^{-20}
hydroxide	CuOH	14	1×10^{-14}
iodide	CuI	11.90	1.27×10^{-12}
sulfide	Cu ₂ S	47.60	2.5×10^{-48}
tetraphenylborate	CuL	8.0	1.0×10^{-8}
thiocyanate	CuSCN	12.75	1.77×10^{-13}
Copper(II)			
anthranilate	CuL ₂	13.22	6.0×10^{-14}
arsenate	Cu ₃ (AsO ₄) ₂	35.10	7.95×10^{-36}
azide	Cu(N ₃) ₂	9.20	6.3×10^{-10}
carbonate	CuCO ₃	9.86	1.4×10^{-10}
chromate	CuCrO ₄	5.44	3.6×10^{-6}
dithiooxamide	CuL	15.12	7.67×10^{-16}
ferrocyanide	Cu ₂ [Fe(CN) ₆]	15.89	1.3×10^{-16}
hydroxide	Cu(OH) ₂	19.66	2.2×10^{-20}
iodate	Cu(IO ₃) ₂	7.16	6.94×10^{-8}
oxalate	CuC ₂ O ₄	9.35	4.43×10^{-10}
phosphate	Cu ₃ (PO ₄) ₂	36.85	1.40×10^{-37}
pyrophosphate	Cu ₃ P ₂ O ₇	15.08	8.3×10^{-16}
quinaldate	CuL ₂	16.80	1.6×10^{-17}
8-quinolinolate	CuL ₂	29.70	2.0×10^{-30}

TABLE 8.6 Solubility Product Constants (*Continued*)

Compound	Formula	pK_{sp}	K_{sp}
selenite	$CuSeO_3$	7.68	2.1×10^{-8}
sulfide	CuS	35.20	6.3×10^{-36}
Dysprosium			
chromate 10-water	$Dy_2(CrO_4)_3 \cdot 10H_2O$	8	1×10^{-8}
hydroxide	$Dy(OH)_3$	21.85	1.4×10^{-22}
Erbium			
hydroxide	$Er(OH)_3$	23.39	4.1×10^{-24}
Europium			
hydroxide	$Eu(OH)_3$	23.03	9.38×10^{-24}
Gadolinium			
hydrogen carbonate	$Gd(HCO_3)_3$	1.7	2×10^{-2}
hydroxide	$Gd(OH)_3$	22.74	1.8×10^{-23}
Gallium			
ferrocyanide	$Ga_4[Fe(CN)_6]_3$	33.82	1.5×10^{-34}
hydroxide	$Ga(OH)_3$	35.14	7.28×10^{-36}
8-quinolinolate	GaL_3	40.80	1.6×10^{-41}
Germanium			
oxide	GeO_2	57.0	1.0×10^{-57}
Gold(I)			
chloride	$AuCl$	12.70	2.0×10^{-13}
iodide	AuI	22.80	1.6×10^{-23}
Gold(III)			
chloride	$AuCl_3$	24.50	3.2×10^{-25}
hydroxide	$Au(OH)_3$	45.26	5.5×10^{-46}
iodide	AuI_3	46	1×10^{-46}
oxalate	$Au_2(C_2O_4)_3$	10	1×10^{-10}
Hafnium			
hydroxide	$Hf(OH)_3$	25.40	4.0×10^{-26}
Holmium			
hydroxide	$Ho(OH)_3$	22.3	5.0×10^{-23}
Indium			
ferrocyanide	$In_4[Fe(CN)_6]_3$	43.72	1.9×10^{-44}
hydroxide	$In(OH)_3$	33.2	6.3×10^{-34}
quinolinolate	InL_3	31.34	4.6×10^{-32}
selenite	$In_2(SeO_3)_3$	32.60	4.0×10^{-33}
sulfide	In_2S_3	73.24	5.7×10^{-74}
Iron(II)			
carbonate	$FeCO_3$	10.50	3.13×10^{-11}
fluoride	FeF_2	5.63	2.36×10^{-6}
hydroxide	$Fe(OH)_2$	16.31	4.87×10^{-17}
oxalate dihydrate	$FeC_2O_4 \cdot 2H_2O$	6.50	3.2×10^{-7}
sulfide	FeS	17.20	6.3×10^{-18}
Iron(III)			
arsenate	$FeAsO_4$	20.24	5.7×10^{-21}
ferrocyanide	$Fe_4[Fe(CN)_6]_3$	40.52	3.3×10^{-41}
hydroxide	$Fe(OH)_3$	38.55	2.79×10^{-39}
phosphate dihydrate	$FePO_4 \cdot 2H_2O$	15.00	9.91×10^{-16}
quinaldate	FeL_3	16.89	1.3×10^{-17}
selenite	$Fe_2(SeO_3)_3$	30.70	2.0×10^{-31}
Lanthanum			
bromate 9-water	$La(BrO_3)_3 \cdot 9H_2O$	2.50	3.2×10^{-3}
fluoride	LaF_3	16.2	7×10^{-17}

TABLE 8.6 Solubility Product Constants (*Continued*)

Compound	Formula	pK_{sp}	K_{sp}
hydroxide	$\text{La}(\text{OH})_3$	18.70	2.0×10^{-19}
iodate	$\text{La}(\text{IO}_3)_3$	11.12	7.50×10^{-12}
molybdate	$\text{La}_2(\text{MoO}_4)_3$	20.4	4×10^{-21}
oxalate 9-water	$\text{La}_2(\text{C}_2\text{O}_4)_3$	26.60	2.5×10^{-27}
phosphate	LaPO_4	22.43	3.7×10^{-23}
sulfide	La_2S_3	12.70	2.0×10^{-13}
tungstate trihydrate	$\text{La}_2(\text{WO}_4)_3 \cdot 3\text{H}_2\text{O}$	3.90	1.3×10^{-4}
Lead			
acetate	$\text{Pb}(\text{OAc})_2$	2.75	1.8×10^{-3}
anthranilate	PbL_2	9.81	1.6×10^{-10}
arsenate	$\text{Pb}_3(\text{AsO}_4)_3$	35.39	4.0×10^{-36}
azide	$\text{Pb}(\text{N}_3)_2$	8.59	2.5×10^{-9}
borate, <i>meta</i>	$\text{Pb}(\text{BO}_2)_3$	10.78	1.6×10^{-11}
bromate	$\text{Pb}(\text{BrO}_3)_2$	1.70	2.0×10^{-2}
bromide	PbBr_2	6.82	6.60×10^{-6}
carbonate	PbCO_3	13.13	7.4×10^{-14}
chloride	PbCl_2	4.77	1.70×10^{-5}
chloride fluoride	PbClF	8.62	2.4×10^{-9}
chlorite	$\text{Pb}(\text{ClO}_2)_2$	8.4	4×10^{-9}
chromate	PbCrO_4	12.55	2.8×10^{-13}
ferrocyanide	$\text{Pb}_2[\text{Fe}(\text{CN})_6]$	14.46	3.5×10^{-15}
fluoride	PbF_2	7.48	3.3×10^{-8}
fluoride iodide	PbFI	8.07	8.5×10^{-9}
hydrogen phosphate	PbHPO_4	9.90	1.3×10^{-10}
hydrogen phosphite	PbHPO_3	6.24	5.8×10^{-7}
hydroxide	$\text{Pb}(\text{OH})_2$	14.84	1.43×10^{-15}
hydroxide bromide	PbOHBr	14.70	2.0×10^{-15}
hydroxide chloride	PbOHCl	13.7	2×10^{-14}
hydroxide nitrate	PbOHNO_3	3.55	2.8×10^{-4}
iodate	$\text{Pb}(\text{IO}_3)_2$	12.43	3.69×10^{-13}
iodide	PbI_2	8.01	9.8×10^{-9}
molybdate	PbMoO_4	13.00	1.0×10^{-13}
niobate	$\text{Pb}(\text{NbO}_3)_2$	16.62	2.4×10^{-17}
oxalate	PbC_2O_4	9.32	4.8×10^{-10}
phosphate	$\text{Pb}_3(\text{PO}_4)_2$	42.10	8.0×10^{-43}
quinaldate	PbL_2	10.60	2.5×10^{-11}
selenate	PbSeO_4	6.84	1.37×10^{-7}
selenite	PbSeO_3	11.50	3.2×10^{-12}
sulfate	PbSO_4	7.60	2.53×10^{-8}
sulfide	PbS	27.10	8.0×10^{-28}
thiocyanate	$\text{Pb}(\text{SCN})_2$	4.70	2.0×10^{-5}
thiosulfate	PbS_2O_3	6.40	4.0×10^{-7}
tungstate	PbWO_4	6.35	4.5×10^{-7}
Lead(IV)			
hydroxide	$\text{Pb}(\text{OH})_4$	65.50	3.2×10^{-66}
Lithium			
carbonate	Li_2CO_3	1.60	2.5×10^{-2}
fluoride	LiF	2.74	1.84×10^{-3}
phosphate	Li_3PO_4	10.63	2.37×10^{-11}
uranylarsenate	$\text{LiUO}_2\text{AsO}_4$	18.82	1.5×10^{-19}
Lutetium			
hydroxide	$\text{Lu}(\text{OH})_3$	23.72	1.9×10^{-24}

TABLE 8.6 Solubility Product Constants (Continued)

Compound	Formula	pK_{sp}	K_{sp}
Magnesium			
ammonium phosphate	$MgNH_4PO_4$	12.60	2.5×10^{-13}
arsenate	$Mg_3(AsO_4)_2$	19.68	2.1×10^{-20}
carbonate	$MgCO_3$	5.17	6.82×10^{-6}
carbonate trihydrate	$MgCO_3 \cdot 3H_2O$	5.62	2.38×10^{-6}
fluoride	MgF_2	10.29	5.16×10^{-11}
hydroxide	$Mg(OH)_2$	11.25	5.61×10^{-12}
iodate 4-water	$Mg(IO_3)_2 \cdot 4H_2O$	2.50	3.2×10^{-3}
niobate	$Mg(NbO_3)_2$	16.64	2.3×10^{-17}
oxalate dihydrate	$MgC_2O_4 \cdot 2H_2O$	5.32	4.83×10^{-6}
phosphate	$Mg_3(PO_4)_2$	23.98	1.04×10^{-24}
8-quinolinolate	MgL_2	15.40	4.0×10^{-16}
selenite	$MgSeO_3$	4.89	1.3×10^{-5}
sulfite	$MgSO_3$	2.50	3.2×10^{-3}
Manganese			
anthranilate	MnL_2	6.75	1.8×10^{-3}
arsenate	$Mn_3(AsO_4)_2$	28.72	1.9×10^{-29}
carbonate	$MnCO_3$	10.63	2.34×10^{-11}
ferrocyanide	$Mn_2[Fe(CN)_6]$	12.10	8.0×10^{-13}
iodate	$Mn(IO_3)_2$	6.36	4.37×10^{-7}
hydroxide	$Mn(OH)_2$	12.72	1.9×10^{-13}
oxalate dihydrate	$MnC_2O_4 \cdot 2H_2O$	6.77	1.70×10^{-7}
8-quinolinolate	MnL_2	21.70	2.0×10^{-22}
selenite	$MnSeO_3$	6.90	1.3×10^{-7}
sulfide	MnS amorphous	9.60	2.5×10^{-10}
	MnS crystalline	12.60	2.5×10^{-13}
Mercury(I)			
azide	$Hg_2(N_3)_2$	9.15	7.1×10^{-10}
bromide	Hg_2Br_2	22.19	6.40×10^{-23}
carbonate	Hg_2CO_3	16.44	3.6×10^{-17}
chloride	Hg_2Cl_2	17.84	1.43×10^{-18}
cyanide	$Hg_2(CN)_2$	39.3	5×10^{-40}
chromate	Hg_2CrO_4	8.70	2.0×10^{-9}
ferricyanide	$(Hg_2)_3[Fe(CN)_6]_2$	20.07	8.5×10^{-21}
fluoride	Hg_2F_2	5.51	3.10×10^{-6}
hydrogen phosphate	Hg_2HPO_4	12.40	4.0×10^{-13}
hydroxide	$Hg_2(OH)_2$	23.70	2.0×10^{-24}
iodate	$Hg_2(IO_3)_2$	13.71	2.0×10^{-14}
iodide	Hg_2I_2	28.72	5.2×10^{-29}
oxalate	$Hg_2C_2O_4$	12.76	1.75×10^{-13}
quinaldate	Hg_2L_2	17.90	1.3×10^{-18}
selenite	Hg_2SeO_3	14.20	8.4×10^{-15}
sulfate	Hg_2SO_4	6.19	6.5×10^{-7}
sulfite	Hg_2SO_3	27.0	1.0×10^{-27}
sulfide	Hg_2S	47.0	1.0×10^{-47}
thiocyanate	$Hg_2(SCN)_2$	19.49	3.2×10^{-20}
tungstate	Hg_2WO_4	16.96	1.1×10^{-17}
Mercury(II)			
bromide	$HgBr_2$	19.21	6.2×10^{-20}
hydroxide	$Hg(OH)_2$	25.52	3.2×10^{-26}
iodate	$Hg(IO_3)_2$	12.49	3.2×10^{-13}
iodide	HgI_2	28.54	2.9×10^{-29}
1,10-phenanthroline	HgL_2	24.70	2.0×10^{-25}

TABLE 8.6 Solubility Product Constants (*Continued*)

Compound	Formula	pK_{sp}	K_{sp}
quinaldate	HgL ₂	16.80	1.6×10^{-17}
selenite	HgSeO ₃	13.82	1.5×10^{-14}
sulfide	HgS red	52.4	4×10^{-53}
	HgS black	51.80	1.6×10^{-52}
Neodymium			
carbonate	Nd ₂ (CO ₃) ₃	32.97	1.08×10^{-33}
hydroxide	Nd(OH) ₃	21.49	3.2×10^{-22}
Neptunyl(VI)			
hydroxide	NpO ₂ (OH) ₂	21.60	2.5×10^{-22}
Nickel			
ammine perrhenate	[Ni(NH ₃) ₆][ReO ₄] ₂	3.29	5.1×10^{-4}
anthranilate	NiL ₂	9.09	8.1×10^{-10}
arsenate	Ni ₃ (AsO ₄) ₂	25.51	3.1×10^{-26}
carbonate	NiCO ₃	6.85	1.42×10^{-7}
ferrocyanide	Ni ₂ [Fe(CN) ₆]	14.89	1.3×10^{-15}
hydrazine sulfate	[Ni(N ₂ H ₄) ₃]SO ₄	13.15	7.1×10^{-15}
hydroxide	Ni(OH) ₂ fresh	15.26	5.48×10^{-16}
iodate	Ni(IO ₃) ₂	4.33	4.71×10^{-5}
oxalate	NiC ₂ O ₄	9.4	4×10^{-10}
phosphate	Ni ₃ (PO ₄) ₂	31.32	4.74×10^{-32}
pyrophosphate	Ni ₂ P ₂ O ₇	12.77	1.7×10^{-13}
quinaldate	NiL ₂	10.1	8×10^{-11}
8-quinolinolate	NiL ₂	26.1	8×10^{-27}
selenite	NiSeO ₃	5.0	1.0×10^{-5}
α-sulfide	α-NiS	18.50	3.2×10^{-19}
β-sulfide	β-NiS	24.0	1.0×10^{-24}
γ-sulfide	γ-NiS	25.70	2.0×10^{-26}
Palladium			
(II) hydroxide	Pd(OH) ₂	31.0	1.0×10^{-31}
(IV) hydroxide	Pd(OH) ₄	70.20	6.3×10^{-71}
quinaldate	PdL ₂	12.90	1.3×10^{-13}
thiocyanate	Pd(SCN) ₂	22.36	4.39×10^{-23}
Platinum			
(IV) bromide	PtBr ₄	40.50	3.2×10^{-41}
(II) hydroxide	Pt(OH) ₂	35	1×10^{-35}
Plutonium			
(III) fluoride	PuF ₃	15.60	2.5×10^{-16}
(IV) fluoride	PuF ₄	19.20	6.3×10^{-20}
(IV) hydrogen phosphate	Pu(HPO ₄) ₂ · xH ₂ O	27.7	2×10^{-28}
(III) hydroxide	Pu(OH) ₃	19.70	2.0×10^{-20}
(IV) hydroxide	Pu(OH) ₄	55	1×10^{-55}
(IV) iodate	Pu(IO ₃) ₄	12.3	5×10^{-13}
(VI) carbonate	PuO ₂ CO ₃	12.77	1.7×10^{-13}
(V) hydroxide	PuO ₂ (OH)	9.3	5×10^{-10}
(VI) hydroxide	PuO ₂ (OH) ₂	24.7	2×10^{-25}
Polonium			
sulfide	PoS	28.26	5.6×10^{-29}
Potassium			
hexabromoplatinate	K ₂ [PtBr ₆]	4.20	6.3×10^{-5}
hexachloropalladate	K ₂ [PdCl ₆]	5.22	6.0×10^{-6}
hexachloroplatinate	K ₂ [PtCl ₆]	5.13	7.48×10^{-6}
hexafluoroplatinate	K ₂ [PtF ₆]	4.54	2.9×10^{-5}

TABLE 8.6 Solubility Product Constants (*Continued*)

Compound	Formula	pK_{sp}	K_{sp}
hexafluorosilicate	$K_2[SiF_6]$	6.06	8.7×10^{-7}
hexafluorozirconate	$K_2[ZrF_6]$	3.3	5×10^{-4}
iodate	KIO_4	3.43	3.74×10^{-4}
perchlorate	$KClO_4$	1.98	1.05×10^{-2}
sodium cobaltinitrite hydrate	$K_2Na[Co(NO_2)_6] \cdot H_2O$	10.66	2.2×10^{-11}
tetraphenylborate	$K[B(C_6H_5)_4]$	7.66	2.2×10^{-8}
uranyl arsenate	$K[UO_2AsO_4]$	22.60	2.5×10^{-23}
uranyl carbonate	$K_4[UO_2(CO_3)_3]$	4.20	6.3×10^{-5}
Praseodymium hydroxide	$Pr(OH)_3$	23.45	3.39×10^{-24}
Promethium hydroxide	$Pm(OH)_3$	21	1×10^{-21}
Radium iodate	$Ra(IO_3)_2$	8.94	1.16×10^{-9}
Radium sulfate	$RaSO_4$	10.44	3.66×10^{-11}
Rhodium hydroxide	$Rh(OH)_3$	23	1×10^{-23}
Rubidium cobaltinitrite	$Rb_3[Co(NO_2)_6]$	14.83	1.5×10^{-15}
hexachloroplatinate	$Rb_2[PtCl_6]$	7.20	6.3×10^{-8}
hexafluoroplatinate	$Rb_2[PtF_6]$	6.12	7.7×10^{-7}
hexafluorosilicate	$Rb_2[SiF_6]$	6.30	5.0×10^{-7}
perchlorate	$RbClO_4$	2.52	3.0×10^{-3}
periodate	$RbIO_4$	3.26	5.5×10^{-4}
Ruthenium hydroxide	$Ru(OH)_3$	36	1×10^{-36}
Samarium hydroxide	$Sm(OH)_3$	22.08	8.3×10^{-23}
Scandium fluoride	ScF_3	23.24	5.81×10^{-24}
Scandium hydroxide	$Sc(OH)_3$	30.65	2.22×10^{-31}
Silver acetate	$AgOAc$	2.71	1.94×10^{-3}
arsenate	Ag_3AsO_4	21.99	1.03×10^{-22}
azide	AgN_3	8.54	2.8×10^{-9}
bromate	$AgBrO_3$	4.27	5.38×10^{-5}
bromide	$AgBr$	12.27	5.35×10^{-13}
carbonate	Ag_2CO_3	11.07	8.46×10^{-12}
chloride	$AgCl$	9.75	1.77×10^{-10}
chlorite	$AgClO_2$	3.70	2.0×10^{-4}
chromate	Ag_2CrO_4	11.95	1.12×10^{-12}
cobaltinitrite	$Ag_3[Co(NO_2)_6]$	20.07	8.5×10^{-21}
cyanamide	Ag_2CN_2	10.14	7.2×10^{-11}
cyanate	$AgOCN$	6.64	2.3×10^{-7}
cyanide	$AgCN$	16.22	5.97×10^{-17}
dichromate	$Ag_2Cr_2O_7$	6.70	2.0×10^{-7}
dicyanamide	$AgN(CN)_2$	8.85	1.4×10^{-9}
ferrocyanide	$Ag_4[Fe(CN)_6]$	40.81	1.6×10^{-41}
hydroxide	$AgOH$	7.71	2.0×10^{-8}
hyponitrite	$Ag_2N_2O_2$	18.89	1.3×10^{-19}
iodate	$AgIO_3$	7.50	3.17×10^{-8}

TABLE 8.6 Solubility Product Constants (Continued)

Compound	Formula	pK_{sp}	K_{sp}
iodide	AgI	16.07	8.52×10^{-17}
molybdate	Ag_2MoO_4	11.55	2.8×10^{-12}
nitrite	AgNO ₂	3.22	6.0×10^{-4}
oxalate	$Ag_2C_2O_4$	11.27	5.40×10^{-12}
phosphate	Ag_3PO_4	16.05	8.89×10^{-17}
quinaldate	AgL	16.89	1.3×10^{-17}
perrhenate	AgReO ₄	4.10	8.0×10^{-5}
selenate	Ag_2SeO_4	7.25	5.7×10^{-8}
selenite	Ag_2SeO_3	15.00	1.0×10^{-15}
selenocyanate	AgSeCN	15.40	4.0×10^{-16}
sulfate	Ag_2SO_4	4.92	1.20×10^{-5}
sulfite	Ag_2SO_3	13.82	1.50×10^{-14}
sulfide	Ag_2S	49.20	6.3×10^{-50}
thiocyanate	AgSCN	11.99	1.03×10^{-12}
vanadate	AgVO ₃	6.3	5×10^{-7}
tungstate	Ag_2WO_4	11.26	5.5×10^{-12}
Sodium			
ammonium cobaltinitrite	$Na(NH_4)_2[Co(NO_2)_6]$	10.66	2.2×10^{-11}
antimonate	$Na[Sb(OH)_6]$	7.4	4×10^{-8}
hexafluoroaluminate	$Na_2[AlF_6]$	9.39	4.0×10^{-10}
uranyl arsenate	$NaUO_2AsO_4$	21.87	1.3×10^{-22}
Strontium			
arsenate	$Sr_3(AsO_4)_2$	18.37	4.29×10^{-19}
carbonate	SrCO ₃	9.25	5.60×10^{-10}
chromate	SrCrO ₄	4.65	2.2×10^{-5}
fluoride	SrF ₂	8.36	4.33×10^{-9}
iodate	$Sr(IO_3)_2$	6.94	1.14×10^{-7}
iodate hydrate	$Sr(IO_3)_2 \cdot H_2O$	6.42	3.77×10^{-7}
molybdate	SrMoO ₄	6.7	2×10^{-7}
niobate	$Sr(NbO_3)_2$	17.38	4.2×10^{-18}
oxalate hydrate	$SrC_2O_4 \cdot H_2O$	6.80	1.6×10^{-7}
phosphate	$Sr_3(PO_4)_2$	27.39	4.0×10^{-28}
8-quinolinolate	SrL ₂	9.3	5×10^{-10}
selenate	SrSeO ₄	3.09	8.1×10^{-4}
selenite	SrSeO ₃	5.74	1.8×10^{-6}
sulfate	SrSO ₄	6.46	3.44×10^{-7}
sulfite	SrSO ₃	7.4	4×10^{-8}
tungstate	SrWO ₄	9.77	1.7×10^{-10}
Terbium			
hydroxide	Tb(OH) ₃	21.70	2.0×10^{-22}
Tellurium			
hydroxide	Te(OH) ₄	53.52	3.0×10^{-54}
Thallium(I)			
azide	TlN ₃	3.66	2.2×10^{-4}
bromate	TlBrO ₃	4.96	1.10×10^{-5}
bromide	TlBr	5.43	3.71×10^{-6}
chloride	TlCl	3.73	1.86×10^{-4}
chromate	Tl ₂ CrO ₄	12.06	8.67×10^{-13}
ferrocyanide dihydrate	$Tl_4[Fe(CN)_6] \cdot 2H_2O$	9.3	5×10^{-10}
hexachloroplatinate	$Tl_2[PtCl_6]$	11.40	4.0×10^{-12}
iodate	TlIO ₃	5.51	3.12×10^{-6}
iodide	TlI	7.26	5.54×10^{-8}

TABLE 8.6 Solubility Product Constants (*Continued*)

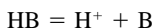
Compound	Formula	pK_{sp}	K_{sp}
oxalate	$Tl_2C_2O_4$	3.7	2×10^{-4}
selenate	Tl_2SeO_4	4.00	1.0×10^{-4}
selenite	Tl_2SeO_3	38.7	2×10^{-39}
sulfide	Tl_2S	20.30	5.0×10^{-21}
thiocyanate	TlSCN	3.80	1.57×10^{-4}
Thallium(III)			
hydroxide	$Tl(OH)_3$	43.77	1.68×10^{-44}
8-quinolinolate	TlL_3	32.40	4.0×10^{-33}
Thorium			
hydrogen phosphate	$Th(HPO_4)_2$	20	1×10^{-20}
hydroxide	$Th(OH)_4$	44.40	4.0×10^{-45}
iodate	$Th(IO_3)_4$	14.60	2.5×10^{-15}
oxalate	$Th(C_2O_4)_2$	22	1×10^{-22}
phosphate	$Th_3(PO_4)_4$	78.60	2.5×10^{-79}
Thulium			
hydroxide	$Tm(OH)_3$	23.48	3.3×10^{-24}
Tin			
(II) hydroxide	$Sn(OH)_2$	27.26	5.45×10^{-28}
(IV) hydroxide	$Sn(OH)_4$	56	1×10^{-56}
(II) sulfide	SnS	25.00	1.0×10^{-25}
Titanium			
(III) hydroxide	$Ti(OH)_3$	40	1×10^{-40}
(IV) oxide hydroxide	$TiO(OH)_2$	29	1×10^{-29}
Uranium(IV)			
fluoride 2.5-water	$UF_4 \cdot 2.5H_2O$	21.24	5.7×10^{-22}
Uranyl(VI)(2+)			
carbonate	UO_2CO_3	11.73	1.8×10^{-12}
ferrocyanide	$UO_2[Fe(CN)_6]$	13.15	7.1×10^{-14}
hydrogen arsenate	UO_2HAsO_4	10.50	3.2×10^{-11}
hydrogen phosphate	UO_2HPO_4	10.67	2.1×10^{-11}
hydroxide	$UO_2(OH)_2$	21.95	1.1×10^{-22}
iodate hydrate	$UO_2(IO_3)_2 \cdot H_2O$	7.50	3.2×10^{-8}
oxalate trihydrate	$UO_2C_2O_4 \cdot 3H_2O$	3.7	2×10^{-4}
phosphate	$(UO_2)_3(PO_4)_2$	46.7	2×10^{-47}
sulfite	UO_2SO_3	8.58	2.6×10^{-9}
thiocyanate	$(UO_2)(SCN)_2$	3.4	4×10^{-4}
Vanadium			
(IV) hydroxide	$VO(OH)_2$	22.13	5.9×10^{-23}
(III) phosphate	$(VO_2)_3PO_4$	24.1	8×10^{-25}
Ytterbium			
hydroxide	$Yb(OH)_3$	23.60	2.5×10^{-24}
Yttrium			
carbonate	$Y_2(CO_3)_3$	2.99	1.03×10^{-3}
fluoride	YF_3	20.06	8.62×10^{-21}
hydroxide	$Y(OH)_3$	22.00	1.00×10^{-22}
iodate	$Y(IO_3)_3$	9.95	1.12×10^{-10}
oxalate	$Y_2(C_2O_4)_3$	28.28	5.3×10^{-29}
Zinc			
anthranilate	ZnL_2	9.23	5.9×10^{-10}
arsenate	$Zn_3(AsO_4)_2$	27.55	2.8×10^{-28}
borate hydrate	$Zn(BO_2)_2 \cdot H_2O$	10.18	6.6×10^{-11}
carbonate	$ZnCO_3$	9.94	1.46×10^{-10}
ferrocyanide	$Zn_2[Fe(CN)_6]$	15.40	4.0×10^{-15}

TABLE 8.6 Solubility Product Constants (*Continued*)

Compound	Formula	pK_{sp}	K_{sp}
fluoride	ZnF_2	1.52	3.04×10^{-2}
hydroxide	$Zn(OH)_2$	16.5	3×10^{-17}
iodate dihydrate	$Zn(IO_3)_2 \cdot 2H_2O$	5.37	4.1×10^{-6}
oxalate dihydrate	$ZnC_2O_4 \cdot 2H_2O$	8.86	1.38×10^{-9}
phosphate	$Zn_3(PO_4)_2$	32.04	9.0×10^{-33}
quinaldate	ZnL_2	13.80	1.6×10^{-14}
8-quinolinolate	ZnL_2	24.30	5.0×10^{-25}
selenide	$ZnSe$	25.44	3.6×10^{-26}
selenite hydrate	$ZnSeO_3 \cdot H_2O$	6.80	1.57×10^{-7}
sulfide	α -ZnS	23.80	1.6×10^{-24}
	β -ZnS	21.60	2.5×10^{-22}
Zirconium			
oxide hydroxide	$ZrO(OH)_2$	48.20	6.3×10^{-49}
phosphate	$Zr_3(PO_4)_4$	132	1×10^{-132}

8.2.1 Proton-Transfer Reactions

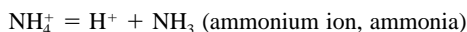
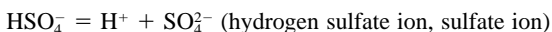
The pK_a values listed in Tables 8.7 and 8.8 are the negative (decadic) logarithms of the acidic dissociation constant, i.e., $-\log_{10} K_a = pK_a$. For the general proton-transfer reaction



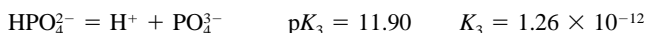
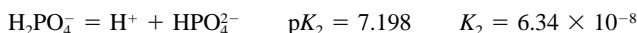
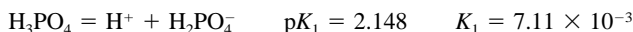
the acidic dissociation constant is formulated as follows:

$$K_a = \frac{[H^+][B]}{[HB]}$$

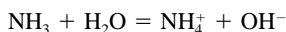
The most common charge types for the acid HB and its conjugate base B are



Acids which have more than one acidic hydrogen ionize in steps, as shown for phosphoric acid:



If the basic dissociation constant K_b for the equilibrium such as



is required, pK_b may be calculated from the relationship

$$pK_b = pK_w - pK_a$$

TABLE 8.7 Proton Transfer Reactions of Inorganic Materials in Water at 25°C

Substance	Formula or remarks	pK_1	pK_2
Aluminic acid	H_3AlO_3	11.2	
Aluminum ion (aquo)	Al^{3+} (aquo)	4.98(4)	
Americium(III) ion	Am^{3+} (aquo) $\mu = 0.1$	5.92	
Ammonium ion	NH_4^+	9.246(2)	
Ammonium- d_3	ND_3H^+	9.757	
Antimonic acid	$HSb(OH)_6 = Sb(OH)_6^- + H^+ \mu = 0.5$	2.55	
Antimony(III) ion	$SbO^+ + H_2O = Sb(OH)_3 + H^+ \mu = 1.0$	1.42	
Barium ion	pK_b of $Ba(OH)^+ \mu = 0.1$	0.64	
Berkelium(III) ion	pK for hydrolysis of $Bk^{3+} \mu = 0.1$	5.66	
Beryllium(II) ion	Be^{2+} (aquo) = $BeOH^+ + H^+ \mu = 1.0$	6.5	
Bismuth(III) ion	$Bi^{3+} = BiOH^{2+} + H^+ \mu = 3.0$	1.58	
Boric acid, tetra-	$H_2B_4O_7$	4	9
Bromine	$Br_2 + H_2O = HBrO + H^+ + Br^-$	7.92	
Cadmium ion	Cd^{2+} (aquo) hydrolysis	9.2(1)	
Calcium ion	Ca^{2+} (aquo) hydrolysis	12.67(3)	
Californium(III) ion	Cf^{3+} (aquo) hydrolysis $\mu = 0.1$	5.62	
Carbon dioxide	CO_2 (aquo)	6.352(1)	10.329
	CO_2 in D_2O	6.77	10.93
Cerium(III) ion	Ce^{3+} (aquo) hydrolysis	ca. 9.3	
Cerium(IV) ion	Hydrolysis to $Ce(OH)^{3+}$ and $Ce(OH)_2^+$	-1.15	0.82
Chromium(III) ion	Cr^{3+} (aquo) hydrolysis	3.95	
Cobalt(II) ion	Co^{2+} (aquo) hydrolysis	8.9	
Cobalt(III) ion	Co^{3+} (aquo) hydrolysis $m = 1$	1.75	
Copper(II) ion	Cu^{2+} (aquo) hydrolysis	7.34	
Curium(III) ion	Cm^{3+} (aquo) hydrolysis $m = 0.1$	6.00(5)	
Deuterium oxide	D_2O (molal scale)	14.956(1)	
Dysprosium(III) ion	Dy^{3+} (aquo) hydrolysis	8.10	
Erbium(III) ion	Er^{3+} (aquo) hydrolysis $\mu = 3$	9.0	
Europium(III) ion	Eu^{3+} (aquo) hydrolysis	8.03	
Fermium(III) ion	Fm^{3+} hydrolysis $\mu = 0.1$	3.8	
Gadolinium(III) ion	Gd^{3+} hydrolysis	8.27	
Gallium(III) ion	Ga^{3+} (successive values for hydrolysis)	2.92	3.77
		pK_3 4.75	
Gold(III) hydroxide	H_3AuO_3	<11.7	13.36
Hafnium(IV) ion	Hf^{4+} hydrolysis $\mu = 1$	-0.12	0.23
Hexaminotriphosphazene	$N_3P_3(NH_2)_6$	<3.2	7.68(3)
Holmium(III) ion	Ho^{3+} hydrolysis $\mu = 0.3$	8.04	

TABLE 8.7 Proton Transfer Reactions of Inorganic Materials in Water at 25°C (*Continued*)

Substance	Formula or remarks	pK ₁	pK ₂
Hydrazinium(2+) ion	$^+H_3N-NH_3^+$	0.27	7.94(3)
Hydrogen amidodisulfonate	$HNSO(OH)_2$	pK ₃ 8.50	
Hydrogen amidophosphate	$H_2NPO(OH)_2$ (26°C)	2.739	8.102
Hydrogen arsenate	H_3AsO_4	2.223	6.760
Hydrogen- <i>d</i> ₃ arsenate	D_3AsO_4	2.596	
Hydrogen arsenite	$HAsO_2$	9.28(10)	
Hydrogen azide	HN_3	4.62	
Hydrogen- <i>d</i> azide	DN_3 (in D ₂ O)	5.115	
Hydrogen borate (3-)	H_3BO_3	9.236	
Hydrogen bromate	$HBrO_3$ (in formamide)	1.02	
Hydrogen bromide	HBr	-8.72(15)	
Hydrogen chlorate	$HClO_3$ (theoretical prediction)	-2.7	
Hydrogen chloride	HCl	-6.2(1)	
Hydrogen- <i>d</i> chloride	DCl (in dimethylformamide)	3.58	
Hydrogen chlorite	$HClO_2$	1.94	
Hydrogen chromate	H_2CrO_4	0.74	6.488
Hydrogen cyanate	$HOCN$	3.46	
Hydrogen cyanide	HCN	9.21	
Hydrogen- <i>d</i> cyanide	DCN (in D ₂ O) $\mu = 0.11$	8.97	
Hydrogen diamidophosphate	$(NH_2)_2PO(OH)$ (30°C)	1.279(+1)	4.889
Hydrogen diamidothiophosphate	$(NH_2)_2PO(SH)$ (20°C)	2.0(+1)	4.3
Hydrogen diimidotriphosphate	$(HO)_2PO(NH)PO(OH)(NH)PO(OH)_2$ $\mu = 0.1$	~ 1	~ 2
		pK ₃ 3.03	pK ₄ 6.61
		pK ₅ 9.84	
Hydrogen diphosphate	$H_4P_2O_7$	0.91	2.10
		pK ₃ 6.70	pK ₄ 9.35
		-12	-8
Hydrogen disulfate	$H_2S_2O_7$ (theoretical prediction)	-3.4	-0.2
Hydrogen dithionate	$H_2S_2O_6$	0.35	2.45
Hydrogen dithionite	$H_2S_2O_4$	3.20(4)	
Hydrogen fluoride	H_2F_2	9.01	12.30
Hydrogen germanate	H_2GeO_4		1.92
Hydrogen hexafluorosilicate	H_2SiF_6		2.50
Hydrogen hydrosulfite	$H_2S_2O_4$	0.35	
Hydrogen hypobromite	$HBrO$	8.55	
Hydrogen hypochlorite	$HClO$	7.537	
Hydrogen hypoiodite	HIO	10.5(5)	
Hydrogen hyponitrite	$H_2N_2O_2$	7.21	11.45(10)
Hydrogen iodate	HIO_3	0.804	

Source: J. J. Christensen, L. D. Hansen, and R. M. Izatt, *Handbook of Proton Ionization Heats and Related Thermodynamic Quantities*, Wiley-Interscience, New York, 1976; D. D. Perrin, *Ionisation Constants of Inorganic Acids and Bases in Aqueous Solution*, 2d ed., Pergamon Press, 1982.

TABLE 8.7 Proton Transfer Reactions of Inorganic Materials in Water at 25°C (*Continued*)

Substance	Formula or remarks	p <i>K</i> ₁	p <i>K</i> ₂
Hydrogen- <i>d</i> iodate	DIO ₃ (in D ₂ O)	1.15	
Hydrogen iodide	HI	−8.56	
Hydrogen manganate(VI)	H ₂ MnO ₄ (35°C) $\mu = 0.1$		10.15
Hydrogen nitrate	HNO ₃	−1.37(7)	
Hydrogen nitrite	HNO ₂	3.14(1)	
Hydrogen perchlorate	HClO ₄	−1.6	
Hydrogen periodate	HIO ₄	1.64	
Hydrogen peroxide	H ₂ O ₂	11.64(2)	
Hydrogen peroxophosphate	H ₃ PO ₅ $\mu = 0.2$	1.1	5.5
		p <i>K</i> ₃ 12.8	
Hydrogen peroxosulfate	H ₂ SO ₅	1.0	9.86
Hydrogen perrhenate	HReO ₄	−1.25	
Hydrogen pertechnetate	HTcO ₄	0.3	
Hydrogen perthiocarbonate	H ₂ CS ₄	3.54	7.24
Hydrogen perxenate	H ₄ XeO ₆	p <i>K</i> ₃ 10.5	
Hydrogen phosphate(3−)	H ₃ PO ₄	2.148(20)	7.198(10)
		p <i>K</i> ₃ 12.32(6)	
Hydrogen- <i>d</i> ₂ phosphate	D ₂ PO ₄ (in D ₂ O)	7.780	
Hydrogen phosphinate	H ₂ PHO ₂	1.23	
Hydrogen phosphonate	H ₂ PHO ₃	1.43	6.68(14)
Hydrogen selenate	H ₂ SeO ₄		1.66
Hydrogen selenide	H ₂ Se $\mu = 0.03$	3.89	11.0
Hydrogen selenite	H ₂ SeO ₃	2.62	8.30(15)
Hydrogen silicate(4−)	H ₄ SiO ₄	9.60(10)	11.8(1)
Hydrogen sulfamate	H ₂ NSO ₃ H	0.99	
Hydrogen sulfate	H ₂ SO ₄		1.99(1)
Hydrogen sulfide	H ₂ S	6.97	12.90
Hydrogen sulfite	SO ₂ + H ₂ O = HSO ₃ [−] = H ⁺	1.89	7.205
Hydrogen tellurate	H ₆ TeO ₆	7.65(5)	11.00(5)
Hydrogen telluride	H ₂ Te (18°C)	2.64	11–12
Hydrogen tellurite	H ₂ TeO ₃ (20°C)	6.27	8.43
Hydrogen tetrafluoroborate	BF ₄ [−]	0.5	
Hydrogen tetracyanonickelate	H ₂ Ni(CN) ₄	4.69	6.59
Hydrogen tetraperoxo chromate	H ₃ CrO ₈ (30°C) $\mu = 3$	7.16	
Hydrogen tetrapolyphosphate	H ₄ P ₄ O ₁₃ $\mu = 0.034$	1.99	2.64
		p <i>K</i> ₃ 6.62	p <i>K</i> ₄ 8.2

TABLE 8.7 Proton Transfer Reactions of Inorganic Materials in Water at 25°C (*Continued*)

Substance	Formula or remarks	p <i>K</i> ₁	p <i>K</i> ₂
Hydrogen tetrathiophosphate	H ₃ PS ₄	1.5	3.5
Hydrogen thiocyanate	HSCN $\mu = 3$	p <i>K</i> ₃ 6.6 -1.8	
Hydrogen thiophosphate	H ₃ PO ₃ S	1.788	5.427
Hydrogen thiosulfate	H ₂ S ₂ O ₃	p <i>K</i> ₃ 10.08 0.6	1.74
Hydrogen tripolyphosphate	H ₃ P ₃ O ₉	~1 p <i>K</i> ₃ 2.00(10) p <i>K</i> ₂ 5.83(7) p <i>K</i> ₃ 8.51(6)	1.7
Hydrogen triselenocarbonate	H ₂ CSe ₃	1.16	7.70
Hydrogen trithiocarbonate	H ₂ CS ₃ (20°C)	2.68	8.18
Hydrogen tungstate	H ₂ WO ₄	2.20	3.70
Hydrogen vanadate(-1)	HVO ₃	3.80	
Hydrogen vanadate(3-)	H ₃ VO ₄	3.78	7.78(4)
Hydroxylamine- <i>N,N</i> -disulfonic acid	HON(SO ₃ H) ₂ $\mu = 1.6$	p <i>K</i> ₃ 11.85	
Hydroxylamine <i>O</i> -sulfonate	⁺ H ₃ NOSO ₃ ⁻ $\mu = 1$	1.48	
Imidodiphosphoric acid	(HO) ₂ PO(NH)PO(OH) ₂ $\mu = 0.2$	~2 p <i>K</i> ₃ 7.08	2.85 p <i>K</i> ₄ 9.72
Indium(III) ion	In ³⁺ hydrolysis	3.54	4.28
Iridium(III) ion	Ir ³⁺ hydrolysis $\mu = 1$	4.37	5.20
Iron(II) ion	Fe ²⁺ hydrolysis $\mu = 1$	6.8	
Iron(III) ion	Fe ³⁺ hydrolysis	2.19	
Lanthanum(III) ion	La ³⁺ hydrolysis	9.06	
Lead(II) ion	Pb ²⁺ hydrolysis $\mu = 0.3$	7.8	
Lead(IV) ion	Pb ⁴⁺ hydrolysis	1.8	3.2
Lithium(I) ion	Li ⁺	13.8	
Lutetium(III) ion	Lu ³⁺ hydrolysis	7.94	
Magnesium(II) ion	Mg ²⁺ hydrolysis	11.41	
Manganese(II) ion	Mn ²⁺ hydrolysis	10.59	
Manganese(III) ion	Mn ³⁺ hydrolysis	0.4	
Mercury(I) ion	Hg ₂ ²⁺ hydrolysis $\mu = 0.5$	5.0	
Mercury(II) ion	Hg ²⁺ hydrolysis $\mu = 0.5$	3.70	2.65
Neodymium(III) ion	Nd ³⁺ hydrolysis $\mu = 3$	9.0(5)	
Neptunium(III) ion	Np ³⁺ hydrolysis $\mu = 0.3$	7.43	
Neptunium(IV) ion	Np ⁴⁺ hydrolysis $\mu = 2$	2.30	
Neptunium(V) ion	NpO ₂ ⁺ hydrolysis	8.90(2)	
Nickel(II) ion	Ni ²⁺ hydrolysis	9.86	
Osmium tetroxide	OsO ₄ hydrolysis $\mu = 1$	12.1	
Palladium(II) ion	Pd ²⁺ (stepwise p <i>K</i> _b values)	13.0	12.8
Pentacyanoaquoferrate(II) ion	Fe(CN) ₅ (H ₂ O) ³⁻ $\mu = 0.1$	2.63	

TABLE 8.7 Proton Transfer Reactions of Inorganic Materials in Water at 25°C (*Continued*)

Substance	Formula or remarks	pK ₁	pK ₂
Plutonium(III) ion	Pu ³⁺ hydrolysis $\mu = 0.07$	7.2(2)	
Plutonium(IV) ion	Pu ⁴⁺ hydrolysis $\mu = 2$	1.26	
Plutonium(V) ion	PuO ₂ ⁺ hydrolysis $\mu = 0.003$	9.7	
Plutonium(VI) ion	PuO ₂ ²⁺ hydrolysis	3.33	4.05
Polonium(IV) ion	Po ⁴⁺ hydrolysis	0.48	2.74
		pK ₃ 5.58	
Praseodymium(III) ion	Pr ³⁺ hydrolysis $\mu = 0.3$	8.55	
Protoactinium(IV) ion	Pa ⁴⁺ hydrolysis $\mu = 3$	0.14	0.38
Protoactinium(V) ion	Pa ⁵⁺ hydrolysis $\mu = 3$	1.05	
Scandium(III) ion	Sc ³⁺ hydrolysis $\mu = 0.05$	4.58(3)	
Silver(I) ion	Ag ⁺ hydrolysis	> 11.1	
Sodium ion	Na ⁺ (aquo)	14.67(10)	
Strontium ion	Sr ²⁺ (aquo)	13.18	
Terbium(III) ion	Tb ³⁺ hydrolysis $\mu = 0.3$	8.16	
Thallium(I) ion	Tl ⁺	13.36(15)	
Thallium(III) ion	Tl ³⁺ hydrolysis $\mu = 3$	1.14	
Thorium(IV) ion	Th ⁴⁺ hydrolysis $\mu = 0.5$	3.89	4.20
Tin(II) ion	Sn ²⁺ hydrolysis $\mu = 3$	3.81(10)	
Titanium(III)	Ti ³⁺ hydrolysis $\mu = 3$	2.55	
Titanium(IV)	TiO ²⁺ + H ₂ O = TiO(OH) ⁺ + H	1.3	
Tritium oxide	pK _w for T ₂ O = T ⁺ + OH ⁻	15.21	
Uranium(IV) ion	U ⁴⁺ hydrolysis	0.68	
Uranyl(VI) ion	UO ₂ ²⁺ $\mu = 0.035$	5.82	
Vanadium(II) ion	V ²⁺ hydrolysis	6.85	
Vanadium(III) ion	V ³⁺ hydrolysis	2.92	3.5
Vanadyl(IV) ion	VO ²⁺ hydrolysis	6.86(10)	
Vanadyl(V) ion	VO ₂ ⁺ (20°C) $\mu = 0.1$	1.83	
Xenon trioxide	XeO ₃ + H ₂ O = HXeO ₄ ⁻ + H ⁺	10.5	
Ytterbium(III) ion	Yb ³⁺ hydrolysis	7.99(6)	
Yttrium(III) ion	Y ³⁺ hydrolysis $\mu = 0.3$	8.34	
Zinc ion	Zn ²⁺ hydrolysis	8.96	
Zirconium(IV) ion	Zr ⁴⁺ hydrolysis $\mu = 1$	-0.32	0.06
		pK ₃ 0.35	

If a desired organic acid is not entered in Table 8.8, a useful estimate of its pK_a value can sometimes be obtained by making a comparison with recognizably similar compounds for which pK_a values are known: (1) alkyl chains, alicyclic rings, or saturated carbocyclic rings fused to aromatic or heterocyclic rings can be replaced by methyl or ethyl groups; (2) acid-strengthening inductive and mesomeric effects of a nitro group attached to an aromatic ring are very similar to those of a nitrogen atom located at the same position in a heteroaromatic ring (e.g., 3-hydroxypyridine and 3-nitrophenol).

Hammett and Taft substituent constants and, in particular, Tables 9.1 through 9.4 may also prove useful for estimating pK_a values.

8.2.1.1 Calculation of the Approximate pH Value of Solutions

Strong acid:
$$\text{pH} = -\log [\text{acid}]$$

Strong base:
$$\text{pH} = 14.00 + \log [\text{base}]$$

Weak acid:
$$\text{pH} = \frac{1}{2}pK_a - \frac{1}{2} \log [\text{acid}]$$

Weak base:
$$\text{pH} = 14.00 - \frac{1}{2}pK_b + \frac{1}{2} \log [\text{base}]$$

Salt formed by a weak acid and a strong base:

$$\text{pH} = 7.00 + \frac{1}{2}pK_a + \frac{1}{2} \log [\text{salt}]$$

Acid salts of a dibasic acid:

$$\text{pH} = \frac{1}{2}pK_1 + \frac{1}{2}pK_2 - \frac{1}{2} \log [\text{salt}] + \frac{1}{2} \log (K_1 + [\text{salt}])$$

Buffer solution consisting of a mixture of a weak acid and its salt:

$$\text{pH} = pK_a + \log \left(\frac{[\text{salt}] + [\text{H}_3\text{O}^+] - [\text{OH}^-]}{[\text{acid}] - [\text{H}_3\text{O}^+] + [\text{OH}^-]} \right)$$

8.2.1.2 Calculation of Concentrations of Species Present at a Given pH

$$\alpha_0 = \frac{[\text{H}^+]^n}{[\text{H}^+]^n + K_1[\text{H}^{+}]^{n-1} + K_1K_2[\text{H}^{+}]^{n-2} + \dots + K_1K_2 \dots K_n} = \frac{[\text{H}_n\text{A}]}{C_{\text{acid}}}$$

$$\alpha_1 = \frac{K_1[\text{H}^+]^{n-1}}{[\text{H}^+]^n + K_1[\text{H}^{+}]^{n-1} + K_1K_2[\text{H}^{+}]^{n-2} + \dots + K_1K_2 \dots K_n} = \frac{[\text{H}_{n-1}\text{A}^-]}{C_{\text{acid}}}$$

$$\alpha_2 = \frac{K_1K_2[\text{H}^+]^{n-2}}{[\text{H}^+]^n + K_1[\text{H}^{+}]^{n-1} + K_1K_2[\text{H}^{+}]^{n-2} + \dots + K_1K_2 \dots K_n} = \frac{[\text{H}_{n-2}\text{A}^{2-}]}{C_{\text{acid}}}$$

⋮

$$\alpha_n = \frac{K_1K_2 \dots K_n}{[\text{H}^+]^n + K_1[\text{H}^{+}]^{n-1} + K_1K_2[\text{H}^{+}]^{n-2} + \dots + K_1K_2 \dots K_n} = \frac{[\text{A}^{n-}]}{C_{\text{acid}}}$$

TABLE 8.8 pK_a Values of Organic Materials in Water at 25°C

Ionic strength μ is zero unless otherwise indicated. Protonated cations are designated by (+1), (+2), etc., after the pK_a value; neutral species by (0), if not obvious; and negatively charged acids by (-1), (-2), etc.

Substance	pK_1	pK_2	pK_3	pK_4
Abietic acid	7.62			
Acetamide	-0.37(+1)			
Acetamidine	1.60(+1)			
<i>N</i> -(2-Acetamido)-2-aminoethane-sulfonic acid (20°C)	6.88			
2-Acetamidobenzoic acid	3.63			
3-Acetamidobenzoic acid	4.07			
4-Acetamidobenzoic acid	4.28			
2-(Acetamido)butanoic acid	3.716			
<i>N</i> -(2-Acetamido)iminodiacetic acid (20°C)	6.62			
3-Acetamidopyridine	4.37(+1)			
Acetanilide	0.4(+1)	13.39(0) ^{40°C}		
Acetic acid	4.756			
Acetic acid- <i>d</i> (in D ₂ O)	5.32			
Acetoacetic acid (18°C)	3.58			
Acetohydrazine	3.24(+1)			
Acetone oxime	12.2			
2-Acetoxybenzoic acid (acetylsalicylic acid)	3.48			
3-Acetoxybenzoic acid	4.00			
4-Acetoxybenzoic acid	4.38			
Acetylacetic acid (18°C)	3.58			
<i>N</i> -Acetyl- α -alanine	3.715			
<i>N</i> -Acetyl- β -alanine	4.455			
2-Acetylaminobutanoic acid	3.72			
3-Acetylaminopropionic acid	4.445			
2-Acetylbenzoic acid	4.13			
3-Acetylbenzoic acid	3.83			
4-Acetylbenzoic acid	3.70			
2-Acetylcyclohexanone	14.1			
<i>N</i> -Acetylcysteine (30°C)	9.52			
Acetylenedicarboxylic acid	1.75	4.40		
<i>N</i> -Acetylglycine	3.670			
<i>N</i> -Acetylguanidine	8.23(+1)			
<i>N</i> - α -Acetyl-L-histidine	7.08			
Acetylhydroxamic acid (20°C)	9.40			
<i>N</i> -Acetyl-2-mercaptoethylamine	9.92(SH)			
4-Acetyl- β -mercaptoisoleucine (30°C)	10.30			
2-Acetyl-1-naphthol (30°C)	13.40			
<i>N</i> -Acetylpenicillamine (30°C)	9.90			
2-Acetylphenol	9.19			
4-Acetylphenol	8.05			
2-Acetylpyridine	2.643(+1)			
3-Acetylpyridine	3.256(+1)			
4-Acetylpyridine	3.505(+1)			
Aconitine	8.11(+1)			
Acridine	5.60(+1)			
Acrylic acid	4.26			
Adenine	4.17(+1)	9.75(0)		

TABLE 8.8 pK_a Values of Organic Materials in Water at 25°C (Continued)

Substance	pK_1	pK_2	pK_3	pK_4
Adeninedeoxyriboside-5'-phosphoric acid	—	4.4	6.4	
Adenine- <i>N</i> -oxide	2.69(+1)	8.49(0)		
Adenosine	3.5(+1)	12.34(0)		
Adenosine-5'-diphosphoric acid	—	4.2(-1)	7.20(-2)	
Adenosine-2'-phosphoric acid	3.81(+1)	6.17(0)		
Adenosine-3'-phosphoric acid	3.65(0)	5.88(-1)		
Adenosine-5'-phosphoric acid	3.74(0)	6.05(-1)	13.06(-2)	
Adenosine-5'-triphosphoric acid	—	4.00(-1)	6.48(-2)	
Adipamic acid (adipic acid monoamide)	4.629			
Adipic acid	4.418	5.412		
α -Alanine	2.34(+1)	9.69(0)		
β -Alanine	3.55(+1)	10.238(0)		
α -Alanine, methyl ester ($\mu = 0.10$)	7.743(+1)			
β -Alanine, methyl ester ($\mu = 0.10$)	9.170(+1)			
<i>N-D</i> -Alanyl- α - <i>D</i> -alanine ($\mu = 0.1$)	3.32(+1)	8.13(0)		
<i>N-L</i> -Alanyl- α - <i>L</i> -alanine ($\mu = 0.1$)	3.32(+1)	8.13(0)		
<i>N-L</i> -Alanyl- α - <i>D</i> -alanine	3.12(+1)	8.30(0)		
<i>N</i> - α -Alanylglycine	3.11(+1)	8.11(0)		
Alanylglycylglycine	3.190(+1)	8.15(0)		
β -Alanylhistidine	2.64	6.86	9.40	
Albumin (bovine serum ($\mu = 0.15$))	10-10.3			
2-Aldoxime pyridine	3.42(+1)	10.22(0)		
Alizarin Black SN	5.79	12.8		
Alizarin-3-sulfonic acid	5.54	11.01		
Allantoin	8.96			
Allothreonine	2.108(+1)	9.096(0)		
Alloxanic acid	6.64			
Allylacetic acid	4.68			
Allylamine	9.69(+1)			
5-Allylbarbituric acid	4.78(+1)			
5-Allyl-5-(methylbutyl)barbituric acid	8.08			
2-Allylphenol	10.28			
1-Allylpiperidine	9.65(+1)			
2-Allylpropionic acid	4.72			
3-Amidotetrazoline	3.95(+1)			
2-Aminoacetamide	7.95(+1)			
Aminoacetonitrile	5.34(+1)			
9-Aminoacridine (20°C)	9.95(+1)			
4-Aminoantipyrene	4.94(+1)			
2-Aminobenzenesulfonic acid	2.459(0)			
3-Aminobenzenesulfonic acid	3.738(0)			
4-Aminobenzenesulfonic acid	3.227(0)			
2-Aminobenzoic acid	2.09(+1)	4.79(0)		
3-Aminobenzoic acid	3.07(+1)	4.79(0)		
4-Aminobenzoic acid	2.41(+1)	4.85(0)		
2-Aminobenzoic acid, methyl ester	2.36(+1)			
3-Aminobenzoic acid, methyl ester	3.58(+1)			
4-Aminobenzoic acid, methyl ester	2.45(+1)			
3-Aminobenzonitrile	2.75(+1)			
4-Aminobenzonitrile	1.74(+1)			

TABLE 8.8 pK_a Values of Organic Materials in Water at 25°C (Continued)

Substance	pK_1	pK_2	pK_3	pK_4
4-Aminobenzophenone	2.15(+1)			
2-Aminobenzothiazole (20°C)	4.48(+1)			
2-Aminobenzoylhydrazide	1.85	3.47	12.80	
2-Aminobiphenyl	3.78(+1)			
3-Aminobiphenyl	4.18(+1)			
4-Aminobiphenyl	4.27(+1)			
4-Amino-3-bromomethylpyridine	7.47(+1)			
4-Amino-3-bromopyridine (20°C)	7.04(+1)			
2-Aminobutanoic acid	2.286(+1)	9.830(0)		
3-Aminobutanoic acid	—	10.14(0)		
4-Aminobutanoic acid	4.031(+1)	10.556(0)		
2-Aminobutanoic acid, methyl ester ($\mu = 0.1$)	7.640(+1)			
4-Aminobutanoic acid, methyl ester ($\mu = 0.1$)	9.838(+1)			
D-(+)-2-Amino-1-butanol	9.52(+1)			
3-Amino- <i>N</i> -butyl-3-methyl-2-butanone oxime	9.09(+1)			
4-Aminobutylphosphonic acid	2.55	7.55	10.9	
2-Amino- <i>N</i> -carbamoylbutanoic acid	3.886(+1)			
4-Amino- <i>N</i> -carbamoylbutanoic acid	4.683(+1)			
2-Amino- <i>N</i> -carbamoyl-2-methylpropanoic acid	4.463			
1-Amino-1-cycloheptanecarboxylic acid	2.59(+1)	10.46(0)		
1-Amino-1-cyclohexanecarboxylic acid	2.65(+1)	10.03(0)		
2-Amino-1-cyclohexanecarboxylic acid	3.56(+1)	10.21(0)		
1-Aminocyclopentane	10.65(+1)			
1-Aminocyclopropane	9.10(+1)			
10-Aminodecylphosphonic acid	—	8.0	11.25	
10-Aminodecylsulfonic acid	2.65(+1)			
1-Amino-2-di(aminomethyl)butane	3.58(+3)	8.59(+2)	9.66(+1)	
2-Amino- <i>N,N</i> -dihydroxyethyl-2-hydroxyl-1,3-propanediol	6.484(+1)			
2-Amino- <i>N,N</i> -dimethylbenzoic acid	1.63(+1)	8.42(0)		
4-Amino-2,5-dimethylphenol	5.28(+1)	10.40(0)		
4-Amino-3,5-dimethylpyridine (20°C)	9.54(+1)			
12-Aminododecanoic acid	4.648(+1)			
2-Aminoethane-1-phosphoric acid	5.838	10.64		
1-Aminoethanesulfonic acid	-0.33	9.06		
2-Aminoethanesulfonic acid	1.5	9.061		
2-Aminoethanethiol (cysteamine) ($\mu = 0.01$)	8.23(+1)			
2-Aminoethanol (ethanolamine)	9.50(+1)			
2-[2-(2-Aminoethyl)aminoethyl]pyridine	3.50	6.59	9.51	
2-Amino-2-ethyl-1-butanol	9.82(+1)			
3-(2-Aminoethyl)indole	—	10.2		

TABLE 8.8 pK_a Values of Organic Materials in Water at 25°C (Continued)

Substance	pK_1	pK_2	pK_3	pK_4
3-Amino- <i>N</i> -ethyl-3-methyl-2-butanone oxime	9.23(+1)			
<i>N</i> -(2-Aminoethyl)morpholine	4.06(+2)	9.15(+1)		
<i>p</i> -(2-Aminoethyl)phenol	9.3	10.9		
2-Aminoethylphosphonic acid	2.45(+1)	7.0(0)	10.8(-1)	
<i>N</i> -(2-Aminoethyl)piperidine (30°C)	6.38	9.89		
2-(2-Aminoethyl)pyridine ($\mu = 0.5$)	4.24(+2)	9.78(+1)		
4-Amino-3-ethylpyridine (20°C)	9.51(+1)			
<i>N</i> -(2-Aminoethyl)pyrrolidine (30°C)	6.56(+2)	9.74(+1)		
2-Amino-fluorine	10.34(+1)			
2-Amino- D - β -glucose ($\mu = 0.05$)	2.20(+1)	9.08(0)		
2-Amino- <i>N</i> -glycylbutanoic acid	3.155(+1)	8.331(0)		
7-Aminoheptanoic acid	4.502			
2-Aminohexanoic acid	2.335(+1)	9.834(0)		
6-Aminohexanoic acid	4.373(+1)	10.804(0)		
<i>C</i> -Amino- <i>C</i> -hydrazinocarbonylmethane	2.38(+2)	7.69(+1)		
2-Amino-3-hydroxybenzoic acid	2.5(+1)	5.192(0)	10.118(OH)	
L -2-Amino-3-hydroxybutanoic acid (threonine)	2.088(+1)	9.100(0)		
DL -2-Amino-4-hydroxybutanoic acid ($\mu = 0.1$)	2.265(+1)	9.257(0)		
DL -4-Amino-3-hydroxybutanoic acid ($\mu = 0.1$)	3.834(+1)	9.487(0)		
2-Amino-2'-hydroxydiethyl sulfide	9.27(+1)			
4-Amino-2-hydroxypyrimidine (cytosine)	4.58(+1)	12.15(0)		
3-Amino- <i>N</i> -isopropyl-3-methyl-2-butanone oxime	9.09(+1)			
4-Amino-3-isopropylpyridine (20°C)	9.54(+1)			
1-Aminoisoquinoline (20°C, $\mu = 0.01$)	7.62(+1)			
3-Aminoisoquinoline (20°C, $\mu = 0.005$)	5.05(+1)			
4-Aminoisoxazolidine-3-one	7.4(+1)			
Aminomalonic acid	3.32(+1)	9.83(0)		
DL -2-Amino-4-mercaptobutanoic acid	2.22(+1)	8.87(0)	10.86(SH)	
2-Amino-3-mercapto-3-Methylbutanoic acid	1.8(+1)	7.9(0)	10.5(SH)	
2-Amino-6-methoxybenzothiazole	4.50(+1)			
3-Amino-4-methylbenzenesulfonic acid	3.633			
4-Amino-3-methylbenzenesulfonic acid	3.125			
2-Amino-4-methylbenzothiazole	4.7(+1)			
1-Amino-3-methylbutane	10.64(+1)			
3-Amino-3-methyl-2-butanone oxime	9.09(+1)			
3-Amino- <i>N</i> -methyl-3-methyl-2-butanone oxime	9.23(+1)			

TABLE 8.8 pK_a Values of Organic Materials in Water at 25°C (Continued)

Substance	pK_1	pK_2	pK_3	pK_4
2-Amino-3-methylpentanoic acid	2.320(+1)	9.758(0)		
3-Aminomethyl-6-methylpyridine (30°C)	8.70(+1)			
Aminomethylphosphonic acid	2.35	5.9	10.8	
2-Amino-2-methyl-1,3-propanediol	8.801			
2-Amino-2-methyl-1-propanol	9.694(+1)			
2-Amino-2-methylpropanoic acid	2.357(+1)	10.205(0)		
(2-Aminomethyl(pyridine ($\mu =$ 0.5)	2.31(+2)	8.79(+1)		
2-Amino-3-methylpyridine	7.24(+1)			
4-Amino-3-methylpyridine	9.43(+1)			
2-Amino-4-methylpyridine	7.48(+1)			
2-Amino-5-methylpyridine	7.22(+1)			
2-Amino-6-methylpyridine	7.41(+1)			
2-Amino-4-methylpyrimidine (20°C)	4.11(+1)			
Aminomethylsulfonic acid	5.57(+1)			
N-Aminomorpholine	4.19(+1)			
4-Amino-1-naphthalenesulfonic acid	2.81			
1-Amino-2-naphthalenesulfonic acid	1.71			
1-Amino-3-naphthalenesulfonic acid	3.20			
1-Amino-5-naphthalenesulfonic acid	3.69			
1-Amino-6-naphthalenesulfonic acid	3.80			
1-Amino-7-naphthalenesulfonic acid	3.66			
1-Amino-8-naphthalenesulfonic acid	5.03			
2-Amino-1-naphthalenesulfonic acid	2.35			
2-Amino-4-naphthalenesulfonic acid	3.79			
2-Amino-6-naphthalenesulfonic acid	3.79	8.94		
2-Amino-8-naphthalenesulfonic acid	3.89			
3-Amino-1-naphthoic acid	2.61	4.39		
4-Amino-2-naphthoic acid	2.89	4.46		
8-Amino-2-naphthol	4.20(+1)			
DL-2-Aminopentanoic acid (DL- norvaline)	2.318(+1)	9.808		
3-Aminopentanoic acid	4.02(+1)	10.399(0)		
4-Aminopentanoic acid	3.97(+1)	10.46(0)		
5-Aminopentanoic acid	4.20(+1)	9.758(0)		
5-Aminopentanoic acid, ethyl ester	10.151			
2-Aminophenol	9.28	9.72		
3-Aminophenol	9.83	9.87		
4-Aminophenol	8.50	10.30		
4-Aminophenylacetic acid (20°C)	3.60	5.26		
2-Aminophenylarsonic acid	ca 2	3.77	8.66	

TABLE 8.8 pK_a Values of Organic Materials in Water at 25°C (Continued)

Substance	pK_1	pK_2	pK_3	pK_4
3-Aminophenylarsonic acid	ca 2	4.02	8.92	
4-Aminophenylarsonic acid	ca 2	4.02	8.62	
3-Aminophenylboric acid	4.46	8.81		
4-Aminophenylboric acid	3.71	9.17		
4-Aminophenyl (4-chlorophenyl) sulfone	1.38			
2-Aminophenylphosphonic acid	—	4.10	7.29	
3-Aminophenylphosphonic acid	—	—	7.16	
4-Aminophenylphosphonic acid	—	—	7.53	
1-Amino-1,2,3-propanetricarboxylic acid ($\mu = 2.2$)	2.10(+1)	3.60(0)	4.60(-1)	9.82(-2)
3-Aminopropanoic acid	3.551(+1)	10.235(0)		
1-Amino-1-propanol	9.96(+1)			
DL-2-Amino-1-propanol	9.469(+1)			
3-Amino-1-propanol	9.96(+1)			
3-Aminopropene	9.691(+1)			
3-Amino-N-propyl-3-methyl-2-butanone oxime	9.09(+1)			
2-Aminopropylsulfonic acid	—	9.15		
2-Aminopyridine	6.71(+1)			
3-Aminopyridine	6.03(+1)			
4-Aminopyridine	9.114(+1)			
2-Aminopyridine-1-oxide	2.58(+1)			
3-Aminopyridine-1-oxide	1.47(+1)			
4-Aminopyridine-1-oxide	3.54(+1)			
8-Aminoquinaldine	4.86(+1)			
2-Aminoquinoline (20°C, $\mu = 0.01$)	7.34(+1)			
3-Aminoquinoline (20°C, $\mu = 0.01$)	4.95(+1)			
4-Aminoquinoline (20°C, $\mu = 0.01$)	9.17(+1)			
5-Aminoquinoline (20°C, $\mu = 0.01$)	5.46(+1)			
6-Aminoquinoline (20°C, $\mu = 0.01$)	5.63(+1)			
8-Aminoquinoline (20°C, $\mu = 0.01$)	3.99(+1)			
4-Aminosalicylic acid	1.991(+1)	3.917(0)	13.74	
5-Aminosalicylic acid	2.74(+1)	5.84(0)		
2-Amino-3-sulfopropanoic acid	1.89(+1)	8.70(0)		
4-Amino-2,3,5,6-tetramethylpyridine (20°C)	10.58(+1)			
5-Amino-1,2,3,4-tetrazole (20°C)	1.76	6.07		
2-Aminothiazole (20°C)	5.36(+1)			
1-Amino-3-thiobutane (30°C)	9.18(+1)			
5-Amino-3-thio-1-pentanol (30°C)	9.12(+1)			
2-Aminothiophenol	<2(+1)	7.90(0)		
2-Amino-4,4,4-trifluorobutanoic acid		8.171(0)		
3-Amino-4,4,4-trifluorobutanoic acid		5.831(0)		
3-Amino-2,4,6-trinitrofluorene		9.5(+1)		
Angiotensin II	10.37			

TABLE 8.8 pK_a Values of Organic Materials in Water at 25°C (Continued)

Substance	pK_1	pK_2	pK_3	pK_4
Anhydroplatynecine	9.40			
Aniline	4.60(+1)			
2-Anilinoethylsulfonic acid	3.80(+1)			
3-Anilinoethylsulfonic acid	4.85(+1)			
Anthracene-1-carboxylic acid	3.68			
Anthracene-2-carboxylic acid	4.18			
Anthracene-9-carboxylic acid	3.65			
Anthraquinone-1-carboxylic acid (20°C)	3.37			
Anthraquinone-2-carboxylic acid (20°C)	3.42			
9,10-Anthraquinone monoxime	9.78			
9,10-Anthraquinone-1-sulfonic acid	0.27			
9,10-Anthraquinone-2-sulfonic acid	0.38			
Antipyrine	1.45(+1)			
Apomorphine (15°C)		8.92		
D(-)-Arabinose	12.34			
L(+)-Arginine	2.17	9.04(+1)	12.47(-1)	
Arsenazo III [pK_5 10.5(-4); pK_6 12.0(-5)]		1.2	2.7	7.9(-3)
Arsenoacetic acid		4.67	7.68	
Arsenoacrylic acid		4.23	8.60	
Arsenobutanoic acid		4.92	7.64	
2-Arsenocrotonic acid		4.61	8.75	
3-Arsenocrotonic acid		4.03	8.81	
Arsenopentanoic acid		4.89	7.75	
L(+)-Ascorbic acid (vitamin C)	4.17	11.57		
L(+)-Asparagine	2.01(0)	8.80(+1)		
L-Asparaginyglycine		4.53	9.07	
D-Aspartic acid	1.89(0)	3.65	9.60	
Aspartic diamide ($\mu = 0.2$)	7.00			
Aspartylaspartic acid		3.40	4.70	8.26
α -Aspartylhistidine (38°C, $\mu = 0.1$)		3.02	6.82	7.98
β -Aspartylhistidine (38°C, $\mu = 0.1$)		2.95	6.93	8.72
<i>N</i> -Aspartyl- <i>p</i> -tyrosine ($\mu = 0.01$)		3.57	8.92	10.23(OH)
Aspidospermine	7.65			
Atropine (17°C)	4.35(+1)			
1-Azacycloheptane	11.11(+1)			
1-Azacyclooctane	11.1(+1)			
Azetidine	11.29(+1)			
Aziridine	8.04(+1)			
Barbituric acid		8.372(0)		
<i>m</i> -Benzbetaine	3.217(+1)			
<i>p</i> -Benzbetaine	3.245(+1)			
Benzenearsonic acid (22°C)		8.48(-1)		
Benzene-1-arsonic acid-4-carbox- ylic acid		4.22 (COOH)	5.59	
Benzeneboronic acid	13.7			
Benzene-1-carboxylic acid-2-phos- phoric acid		3.78	9.17	
Benzene-1-carboxylic acid-3-phos- phoric acid		4.03	7.03	

TABLE 8.8 pK_a Values of Organic Materials in Water at 25°C (Continued)

Substance	pK_1	pK_2	pK_3	pK_4
Benzene-1-carboxylic acid-4-phosphoric acid	1.50	3.95	6.89	
Benzenediazine	11.08(+1)			
1,3-Benzenedicarboxylic acid (isophthalic acid)	3.62(0)	4.60(-1)		
1,4-Benzenedicarboxylic acid (terephthalic acid)	3.54(0)	4.46(-1)		
1,3-Benzenedicarboxylic acid mononitrile	3.60(0)			
1,4-Benzenedicarboxylic acid mononitrile	3.55(0)			
Benzenhexacarboxylic acid (pK_5 6.32; pK_6 7.49)	0.68	2.21	3.52	5.09
Benzenepentacarboxylic acid (pK_5 6.46)	1.80	2.73	3.96	5.25
Benzenesulfinic acid	1.50			
Benzenesulfonic acid	2.554			
1,2,3,4-Benzenetetracarboxylic acid	2.05	3.25	4.73	6.21
1,2,3,5-Benzenetetracarboxylic acid	2.38	3.51	4.44	5.81
1,2,4,5-Benzenetetracarboxylic acid	1.92	2.87	4.49	5.63
1,2,3-Benzenetricarboxylic acid	2.88	4.75	7.13	
1,2,4-Benzenetricarboxylic acid	2.52	3.84	5.20	
1,3,5-Benzenetricarboxylic acid	2.12	4.10	5.18	
Benzil- α -dioxime	12.0			
Benzilic acid	3.09			
Benzimidazole	5.53(+1)	12.3(0)		
Benzohydroxamic acid (20°C)	8.89(0)			
Benzoic acid	4.204			
5,6-Benzoquinoline (20°C)	5.00(+1)			
7,8-Benzoquinoline (20°C)	4.15(+1)			
1,4-Benzoquinone monoxime	6.20			
Benzosulfonic acid	0.70			
1,2,3-Benzotriazole	8.38(+1)			
1-Benzoylacetone	8.23			
Benzoylamine	9.34(+1)			
2-Benzoylbenzoic acid	3.54			
Benzoylglutamic acid	3.49	4.99		
<i>N</i> -Benzoyglycine (hippuric acid)	3.65			
Benzoylhydrazine	3.03(+2)	12.45(+1)		
Benzoylpyruvic acid	6.40	12.10		
3-Benzoyl-1,1,1-trifluoroacetone	6.35			
Benzylamine	9.35(+1)			
Benzylamine-4-carboxylic acid	3.59	9.64		
2-Benzyl-2-phenylsuccinic acid (20°C)	3.69	6.47		
2-Benzylpyridine	5.13(+1)			
4-Benzylpyridine-1-oxide	-1.018(+1)			
1-Benzylpyrrolidine	9.51(+1)			
2-Benzylpyrrolidine	10.31(+1)			
Benzylsuccinic acid (20°C)	4.11	5.65		
3-(Benzylthio)propanoic acid	4.463			
Berberine (18°C)	11.73(+1)			
Betaine	1.832(+1)			

TABLE 8.8 pK_a Values of Organic Materials in Water at 25°C (Continued)

Substance	pK_1	pK_2	pK_3	pK_4
Biguanide	2.96(+2)	11.51(+1)		
2,2'-Biimidazolyl ($\mu = 0.3$)	5.01(+1)			
2-Biphenylcarboxylic acid	3.46			
(1,1'-Biphenyl)-4,4'-diamine	3.63(+2)	4.70(+1)		
Bis(2-aminoethyl) ether (30°C)	8.62(+2)	9.59(+1)		
<i>N,N'</i> -Bis(2-aminoethyl)-ethylenedi- amine (20°C)	3.32(+4)	6.67(+3)	9.20(+2)	9.92(+1)
<i>N,N</i> -Bis(2-hydroxyethyl)-2-ami- noethane sulfonic acid (BES) (20°C)	7.15			
<i>N,N</i> -Bis(2-hydroxyethyl)glycine (bicine) (20°C)	8.35			
Bis(2-hydroxyethyl)iminotris (hy- droxymethyl)methane (bis-tris)	6.46(+1)			
1,3-Bis[tris(hydroxymethyl)methyl- lamino]propane (20°C)	6.80(+1)			
Bromoacetic acid	2.902			
2-Bromoaniline	2.53(+1)			
3-Bromoaniline	3.53(+1)			
4-Bromoaniline	3.88(+1)			
2-Bromobenzoic acid	2.85			
3-Bromobenzoic acid	3.810			
4-Bromobenzoic acid	3.99			
2-Bromobutanoic acid (35°C)	2.939			
<i>erythro</i> -2-Bromo-3-chlorosuccinic acid (19°C, $\mu = 0.1$)	1.4	2.6		
<i>threo</i> -2-Bromo-chlorosuccinic acid (19°C, $\mu = 0.1$)	1.5	2.8		
<i>trans</i> -2-Bromocinnamic acid	4.41			
3-Bromo-4-(dimethylam- ino)pyridine (20°C)	6.52(+1)			
2-Bromo-4,6-dinitroaniline	-6.94(+1)			
3-Bromo-2-hydroxymethylbenzoic acid (20°C)	3.28			
6-Bromo-2-hydroxymethylbenzoic acid (20°C)	2.25			
7-Bromo-8-hydroxyquinoline-5- sulfonic acid	2.51	6.70		
3-Bromomandelic acid	3.13			
3-Bromo-4-methylaminopyridine (20°C)	7.49(+1)			
(2-Bromomethyl)butanoic acid	3.92			
Bromomethylphosphonic acid	1.14	6.52		
2-Bromo-6-nitrobenzoic acid	1.37			
2-Bromophenol	8.452			
3-Bromophenol	9.031			
4-Bromophenol	9.34			
2-(2'-Bromophenoxy)acetic acid	3.12			
2-(3'-Bromophenoxy)acetic acid	3.09			
2-(4'-Bromophenoxy)acetic acid	3.13			
2-Bromo-2-phenylacetic acid	2.21			
2-(Bromophenyl) acetic acid	4.054			
4-(Bromophenyl)acetic acid	4.188			

TABLE 8.8 pK_a Values of Organic Materials in Water at 25°C (Continued)

Substance	pK_1	pK_2	pK_3	pK_4
4-Bromophenylarsonic acid	3.25	8.19		
4-Bromophenylphosphinic acid (17°C)	2.1			
2-Bromophenylphosphonic acid	1.64	7.00		
3-Bromophenylphosphonic acid	1.45	6.69		
4-Bromophenylphosphonic acid	1.60	6.83		
3-Bromophenylselenic acid	4.43			
4-Bromophenylselenic acid	4.50			
2-Bromopropanoic acid	2.971			
3-Bromopropanoic acid	3.992			
Bromopropynoic acid	1.855			
2-Bromopyridine	0.71(+1)			
3-Bromopyridine	2.85(+1)			
4-Bromopyridine	3.71(+1)			
3-Bromoquinoline	2.69(+1)			
Bromosuccinic acid	2.55	4.41		
2-Bromo- <i>p</i> -tolylphosphonic acid	1.81	7.15		
Brucine (15°C)	2.50(+2)	8.16(+1)		
2-Butanamine (<i>sec</i> -butylamine)	10.56(+1)			
1,2-Butanediamine	6.399(+2)	9.388(+1)		
1,4-Butanediamine	9.35(+2)	10.82(+1)		
2,3-Butanediamine	6.91(+2)	10.00(+1)		
1,2,3,4-Butanetetracarboxylic acid	3.43	4.58	5.85	7.16
<i>cis</i> -2-Butenoic acid (isocrotonic acid)	4.44			
<i>trans</i> -2-Butenoic acid (<i>trans</i> -cro- tonic acid) (35°C)	4.676			
3-Butenoic acid (vinylacetic acid)	4.68			
3-Butoxybenzoic acid (20°C)	4.25			
Butylamine	10.64(+1)			
<i>tert</i> -Butylamine	10.685(+1)			
4- <i>tert</i> -Butylaniline	3.78(+1)			
<i>N-tert</i> -Butylaniline	7.10(+1)			
Butylarsonic acid (18°C)	4.23	8.91		
2- <i>tert</i> -Butylbenzoic acid	3.57			
3- <i>tert</i> -Butylbenzoic acid	4.199			
4- <i>tert</i> -Butylbenzoic acid	4.389			
<i>N</i> -Butylethylenediamine	7.53(+2)	10.30(+1)		
<i>N</i> -Butylglycine	2.35(+1)	10.25(0)		
<i>tert</i> -Butylhydroperoxide	12.80			
1-(<i>tert</i> -Butyl)-2-hydroxybenzene	10.62			
1-(<i>tert</i> -Butyl)-3-hydroxybenzene	10.119			
1-(<i>tert</i> -Butyl)-4-hydroxybenzene	10.23			
Butylmethylamine	10.90(+1)			
2-Butyl-1-methyl-2-pyrroline	11.84(+1)			
4- <i>tert</i> -Butylphenylactic acid	4.417			
Butylphosphinic acid	3.41			
<i>tert</i> -Butylphosphinic acid	4.24			
<i>tert</i> -Butylphosphonic acid	2.79	8.88		
1-Butylpiperidine ($\mu = 0.02$)	10.43(+1)			
2- <i>tert</i> -Butylpyridine	5.76(+1)			
3- <i>tert</i> -Butylpyridine	5.82(+1)			
4- <i>tert</i> -Butylpyridine	5.99(+1)			

TABLE 8.8 pK_a Values of Organic Materials in Water at 25°C (Continued)

Substance	pK_1	pK_2	pK_3	pK_4
2- <i>tert</i> -Butylthiazole ($\mu = 0.1$)	3.00(+1)			
4- <i>tert</i> -Butylthiazole ($\mu = 0.1$)	3.04(+1)			
2-Butyn-1,4-dioic acid	1.75	4.40		
2-Butynoic acid (tetrolic acid)	2.620			
Butyric acid	4.817			
4-Butyrobetaine (20°C)	3.94(+1)			
Caffeine (40°C)	10.4			
Calcein ($pK_5 > 12$)	<4		9.0	10.5
Calmagite	8.14	12.35		
D -Camphoric acid	4.57	5.10		
Canaline	2.40	3.70	9.20	
Canavanine	2.50(+2)	6.60(+1)	9.25(0)	
<i>N</i> -Carbamoylacetate	3.64			
<i>N</i> -Carbamoyl- α - D -alanine	3.89(+1)			
<i>N</i> -Carbamoyl- β -alanine	4.99(+1)			
DL - <i>N</i> -Carbamoylglycine	3.892(+1)			
<i>N</i> -Carbamoylglycine	3.876			
2-Carbamoylpyridine (20°C)	2.10(+1)			
3-Carbamoylpyridine	3.328(+1)			
4-Carbamoylpyridine (20°C)	3.61(+1)			
β -Carboxymethylaminopropanoic acid	3.61(+1)	9.46(0)		
Chloroacetic acid	2.867			
<i>N</i> -(2'-Chloroacetyl)glycine	3.38(0)			
<i>cis</i> -3-Chloroacrylic acid (18°C, $\mu = 0.1$)	3.32			
<i>trans</i> -3-chloroacrylic acid (18°C, $\mu = 0.1$)	3.65			
2-Chloroaniline	2.64(+1)			
3-Chloroaniline	3.52(+1)			
4-Chloroaniline	3.99(+1)			
2-Chlorobenzoic acid	2.877			
3-Chlorobenzoic acid	3.83			
4-Chlorobenzoic acid	3.986			
2-Chlorobutanoic acid	2.86			
3-Chlorobutanoic acid	4.05			
4-Chlorobutanoic acid	4.50			
2-Chloro-3-butenic acid	2.54			
3-Chlorobutylarsonic acid (18°C)	3.95	8.85		
<i>trans</i> -2'-Chlorocinnamic acid	4.234			
<i>trans</i> -3'-Chlorocinnamic acid	4.294			
<i>trans</i> -4'-Chlorocinnamic acid	4.413			
2-Chlorocrotonic acid	3.14			
3-Chlorocrotonic acid	3.84			
Chlorodifluoroacetic acid	0.46			
1-Chloro-1,2-dihydroxybenzene	8.522			
1-Chloro-2,6-dimethyl-4-hydroxybenzene	9.549			
4-Chloro-2,6-dinitrophenol	2.97			
2-Chloroethylarsonic acid	3.68	8.37		
3-Chlorohexyl-1-arsonic acid (18°C)	3.51	8.31		
2-Chloro-3-hydroxybutanoic acid	2.59			

TABLE 8.8 pK_a Values of Organic Materials in Water at 25°C (Continued)

Substance	pK_1	pK_2	pK_3	pK_4
3-Chloro-2-(hydroxy-methyl)benzoic acid (20°C)	3.27			
6-Chloro-2-(hydroxy-methyl)benzoic acid (20°C)	2.26			
7-Chloro-8-hydroxyquinoline-5-sulfonic acid	2.92	6.80		
2-Chloroisocrotonic acid	2.80			
3-Chloroisocrotonic acid	4.02			
3-Chlorolactic acid	3.12			
3-Chloromandelic acid	3.237			
3-Chloro-4-methoxyphenyl-phosphonic acid	2.25	6.7		
3-Chloro-4-methylaniline	4.05(+1)			
4-Chloro- <i>N</i> -methylaniline	3.9(+1)			
4-Chloro-3-methylphenol	9.549			
Chloromethylphosphonic acid	1.40	6.30		
2-Chloro-2-methylpropanoic acid	2.975			
2-Chloro-6-nitroaniline	-2.41(+1)			
4-Chloro-2-nitroaniline	-1.10(+1)			
2-Chloro-3-nitrobenzoic acid	2.02			
2-Chloro-4-nitrobenzoic acid	1.96			
2-Chloro-5-nitrobenzoic acid	2.17			
2-Chloro-6-nitrobenzoic acid	1.342			
4-Chloro-2-nitrophenol	6.48			
2-Chlorophenol	8.55			
3-Chlorophenol	9.10			
4-Chlorophenol	9.43			
(4-Chloro-3-nitrophenoxy)acetic acid	2.959			
2-Chloro-4-nitrophenylphosphonic acid	1.12	6.14		
3-Chloropentyl-1-arsonic acid (18°C)	3.71	8.77		
2-Chlorophenoxyacetic acid	3.05			
3-Chlorophenoxyacetic acid	3.07			
4-Chlorophenoxyacetic acid	3.10			
4-Chlorophenoxy-2-methylacetic acid	3.26			
2-Chlorophenylacetic acid	4.066			
3-Chlorophenylacetic acid	4.140			
4-Chlorophenylacetic acid	4.190			
2-Chlorophenylalanine	2.23(+1)	8.94(0)		
3-Chlorophenylalanine	2.17(+1)	8.91(0)		
DL -4-Chlorophenylalanine	2.08(+1)	8.96(0)		
4-Chlorophenylarsonic acid	3.33	8.25		
2-Chlorophenylphosphonic acid	1.63	6.98		
3-Chlorophenylphosphonic acid	1.55	6.65		
4-Chlorophenylphosphonic acid	1.66	6.75		
3-(2'-Chlorophenyl)propanoic acid	4.577			
3-(3'-Chlorophenyl)propanoic acid	4.585			
3-(4'-Chlorophenyl)propanoic acid	4.607			
3-Chlorophenylselenic acid	4.47			
4-Chlorophenylselenic acid	4.48			
4-Chloro-1,2-phthalic acid	1.60			

TABLE 8.8 pK_a Values of Organic Materials in Water at 25°C (Continued)

Substance	pK_1	pK_2	pK_3	pK_4
2-Chloropropanoic acid	2.84			
3-Chloropropanoic acid	3.992			
2-Chloropropylarsonic acid (18°C)	3.76	8.39		
3-Chloropropylarsonic acid (18°C)	3.63	8.53		
Chloropropynoic acid	1.854			
2-Chloropyridine	0.49(+1)			
3-Chloropyridine	2.84(+1)			
4-Chloropyridine	3.83(+1)			
7-Chlorotetracycline	3.30(+1)	7.44	9.27	
4-Chloro-2-(2'-thiazolylazo)phenol	7.09			
4-Chlorothiophenol	5.9			
<i>N</i> -Chloro- <i>p</i> -toluenesulfonamide	4.54(+1)			
3-Chloro- <i>o</i> -toluidine	2.49(+1)			
4-Chloro- <i>o</i> -toluidine	3.385(+1)			
5-Chloro- <i>o</i> -toluidine	3.85(+1)			
6-Chloro- <i>o</i> -toluidine	3.62(+1)			
Chrome Azurol S	2.45	4.86	11.47	
Chrome Dark Blue	7.56	9.3	12.4	
Cinchonine	5.85(+2)	9.92(+1)		
<i>cis</i> -Cinnamic acid	3.879			
<i>trans</i> -Cinnamic acid	4.438			
Citraconic acid	2.29(0)	6.15(-1)		
Citric acid	3.128	4.761	6.396	
L-(+)-Citrulline	2.43(+1)	9.41(0)		
Cocaine	8.41(+1)			
Codeine	7.95(+1)			
Colchicine	1.65(+1)			
Coniine ($\mu = 0.5$)	11.24(+1)			
Creatine (40°C)	3.28(+1)			
Creatinine	3.57(+1)			
<i>o</i> -Cresol	10.26			
<i>m</i> -Cresol	10.00			
<i>p</i> -Cresol	10.26			
Cumene hydroperoxide	12.60			
Cupreine	7.63(+1)			
Cyanamide	10.27			
Cyanoacetic acid	2.460			
Cyanoacetohydrazide	2.34(+2)	11.17(+1)		
2-Cyanobenzoic acid	3.14			
3-Cyanobenzoic acid	3.60			
4-Cyanobenzoic acid	3.55			
4-Cyanobutanoic acid	4.44			
<i>trans</i> -1-Cyanocyclohexane-2-carboxylic acid	3.865			
4-Cyano-2,6-dimethylphenol	8.27			
4-Cyano-3,5-dimethylphenol	8.21			
2-Cyanoethylamine	7.7(+1)			
<i>N</i> -(2-Cyano)ethylnorcodeine	5.68(+1)			
Cyanomethylamine	5.34(+1)			
2-Cyano-2-methyl-2-phenylacetic acid	2.290			
1-Cyanomethylpiperidine	4.55(+1)			
2-Cyano-2-methylpropanoic acid	2.422			

TABLE 8.8 pK_a Values of Organic Materials in Water at 25°C (Continued)

Substance	pK_1	pK_2	pK_3	pK_4
3-Cyanophenol	8.61			
<i>o</i> -Cyanophenoxyacetic acid	2.98			
<i>m</i> -Cyanophenoxyacetic acid	3.03			
<i>p</i> -Cyanophenoxyacetic acid	2.93			
2-Cyanopropanoic acid	2.37			
3-Cyanopropanoic acid	3.99			
2-Cyanopyridine	-0.26(+1)			
3-Cyanopyridine	1.45(+1)			
4-Cyanopyridine	1.90(+1)			
Cyanuric acid	6.78			
Cyclobutanecarboxylic acid	4.785			
1,1-Cyclobutanedicarboxylic acid	3.13	5.88		
<i>cis</i> -1,2-Cyclobutanedicarboxylic acid	3.90	5.89		
<i>trans</i> -1,2-Cyclobutanedicarboxylic acid	3.79	5.61		
<i>cis</i> -1,3-Cyclobutanedicarboxylic acid	4.04	5.31		
<i>trans</i> -1,3-Cyclobutanedicarboxylic acid	3.81	5.28		
Cyclohexanecarboxylic acid	4.90			
1,1-Cyclohexanediactic acid	3.49	6.96		
<i>cis</i> -1,2-Cyclohexanediactic acid (20°C)	4.42	5.45		
<i>trans</i> -1,2-Cyclohexanediactic acid (20°C)	4.38	5.42		
<i>cis</i> -1,2-Cyclohexanediamine	6.43(+2)	9.93(+1)		
<i>trans</i> -1,2-Cyclohexanediamine	6.34(+2)	9.74(+1)		
1,1-Cyclohexanedicarboxylic acid	3.45	4.11		
<i>cis</i> -1,2-Cyclohexanedicarboxylic acid (20°C)	4.34	6.76		
<i>trans</i> -1,2-Cyclohexanedicarboxylic acid (20°C)	4.18	5.93		
<i>cis</i> -1,3-Cyclohexanedicarboxylic acid (16°C)	4.10	5.46		
<i>trans</i> -1,3-Cyclohexanedicarboxylic acid (19°C)	4.31	5.73		
<i>trans</i> -1,4-Cyclohexanedicarboxylic acid (16°C)	4.18	5.42		
1,3-Cyclohexanedione	5.26			
<i>cis,cis</i> -1,3,5-Cyclohexanetriamine	6.9(+3)	8.7(+2)	10.4(+1)	
Cyclohexanimine	9.15			
<i>cis</i> -4-Cyclohexene-1,2-dicarboxylic acid (20°C)	3.89	6.79		
<i>trans</i> -4-Cyclohexene-1,2-dicarboxylic acid (20°C)	3.95	5.81		
Cyclohexylacetic acid	4.51			
Cyclohexylamine	10.64(+1)			
2-(Cyclohexylamino)ethanesulfonic acid (CHES) (20°C)	9.55			
3-Cyclohexylamino-1-propanesulfonic acid (CAPS) (20°C)	10.40			
4-Cyclohexylbutanoic acid	4.95			

TABLE 8.8 pK_a Values of Organic Materials in Water at 25°C (Continued)

Substance	pK_1	pK_2	pK_3	pK_4
Cyclohexylcyanoacetic acid	2.367			
1,2-Cyclohexylenedinitriroacetic acid ($\mu = 0.1$)	2.4	3.5	6.16	12.35
3-Cyclohexylpropanoic acid	4.91			
2-Cyclohexylpyrrolidine	10.76(+1)			
2-Cyclohexyl-2-pyrroline	7.91(+1)			
Cyclohexylthioacetic acid	3.488			
Cyclopentanecarboxylic acid	4.905			
<i>cis</i> -Cyclopentane-1-carboxylic acid-2-acetic acid	4.40	5.79		
<i>trans</i> -Cyclopentane-1-carboxylic acid-2-acetic acid	4.39	5.67		
Cyclopentane-1,2-diamine- <i>N,N',N'</i> -tetraacetic acid ($\mu = 0.1$)	—	—	—	10.20
Cyclopentane-1,1-dicarboxylic acid	3.23	4.08		
<i>cis</i> -Cyclopentane-1,2-dicarboxylic acid	4.43	6.67		
<i>trans</i> -Cyclopentane-1,2-dicarboxylic acid	3.96	5.85		
<i>cis</i> -Cyclopentane-1,3-dicarboxylic acid	4.26	5.51		
<i>trans</i> -Cyclopentane-1,3-dicarboxylic acid	4.32	5.42		
Cyclopentylamine	10.65(+1)			
1,1-Cyclopentylidiacetic acid	3.80	6.77		
<i>cis</i> -Cyclopentyl-1,2-diacetic acid	4.42	5.42		
<i>trans</i> -Cyclopentyl-1,2-diacetic acid	4.43	5.43		
Cyclopropanecarboxylic acid	4.827			
Cyclopropane-1,1-dicarboxylic acid	1.82	5.43		
<i>cis</i> -Cyclopropane-1,2-dicarboxylic acid	3.33	6.47		
<i>trans</i> -Cyclopropane-1,2-dicarboxylic acid	3.65	5.13		
Cyclopropylamine	9.10(+1)			
5-Cyclopropyl-1,2,3,4-tetrazole	4.90(+1)			
L-Cysteic acid (3-sulfo-L-alanine)	1.89(+1)	8.7(0)		
L-(+)-Cysteine	1.96	8.18	10.29(SH)	
L-(+)-Cysteine, ethyl ester	6.69	9.17(SH)		
L-(+)-Cysteine, methyl ester	6.56	8.99(SH)		
	(NH ₃ ⁺)			
L-Cysteinyl-L-asparagine	2.97	7.09	8.47	
L-Cystine (35°C)	1.6(+2)	2.1(+1)	8.02(0)	8.71(-1)
Cystinylglycylglycine (35°C)	3.12	3.21	6.01	6.87
Cytidine	4.08(+1)	12.24(0)		
Cytidine-2'-phosphoric acid	0.8(+1)	4.36(0)	6.17(-1)	
Cytidine-3'-phosphoric acid	0.80(+1)	4.31(0)	6.04(-1)	13.2(sugar)
Cytidine-5'-phosphoric acid	—	4.39(0)	6.62(-1)	
Cytosine	4.58(+1)	12.15(0)		
Decanedioic acid (sebacic acid)	4.59	5.59		
Dehydroascorbic acid (20°C)	3.21	7.92	10.3	
2'-Deoxyadenosine ($\mu = 0.1$)	3.8(+1)			

TABLE 8.8 pK_a Values of Organic Materials in Water at 25°C (Continued)

Substance	pK_1	pK_2	pK_3	pK_4
Deoxycholic acid	6.58			
2-Deoxyglucose	12.52			
2-Deoxyguanosine ($\mu = 0.1$)	2.5(+1)			
5-Desoxypyridoxal ($\mu = 0$)	4.17(+1)	8.14(OH)		
1,1-Diacetic acid semicarbazide (30°C, $\mu = 0.1$)	2.96	4.04		
Diacetylacetone	7.42			
Diallylamine ($\mu = 0.02$)	9.29(+1)			
5,5-Diallylbarbituric acid	7.78(0)			
1,3-Diamino-2-aminomethylpropane	6.44(+3)	8.56(+2)	10.38(+1)	
3,5-Diaminobenzoic acid	5.30			
1,3-Diamino- <i>N,N'</i> -bis-(2-aminoethyl)propane ($\mu = 0.5$)	6.01(+4)	7.26(+3)	9.49(+2)	10.23(+1)
2,4-Diaminobutanoic acid (20°C)	1.85(+2)	8.24(+1)	10.40(0)	
2,2'-Diaminodiethyl sulfide (30°C)	8.84(+2)	9.64(+1)		
1,8-Diamino-3,6-dithiooctane (30°C)	8.43(+2)	9.31(+1)		
2,7-Diaminooctanedioic acid (20°C, $\mu = 0.1$)	1.84(+2)	2.64(+1)	9.23(0)	9.89(-1)
1,8-Diamino-3,6-octanedione (30°C)	8.60(+2)	9.57(+1)		
1,8-Diamino-3-oxa-6-thiooctane	8.54(+2)	9.46(+1)		
2,3-Diaminopropanoic acid ($\mu = 0.1$)	1.33(+2)	6.674(+1)	9.623(0)	
2,3-Diaminopropanoic acid, methyl ester ($\mu = 0.1$)	4.412(+1)	8.250(0)		
1,3-Diamino-2-propanol (20°C)	7.93(+2)	9.69(+1)		
2,5-Diaminopyridine (20°C)	2.13(+2)	6.48(+1)		
1,4-Diazabicyclo[2.2.2]octane	2.90(+2)	8.60(+1)		
Dibenzylamine	8.52(+1)			
Dibenzylsuccinic acid (20°C)	3.96	6.66		
Dibromoacetic acid	1.39			
3,5-Dibromoaniline	2.35(+1)			
3,5-Dibromophenol	8.056			
2,2-Dibromopropanoic acid	1.48			
2,3-Dibromopropanoic acid	2.33			
<i>rac</i> -2,3-Dibromosuccinic acid (20°C)	1.43	2.24		
<i>meso</i> -2,3-Dibromosuccinic acid (20°C)	1.51	2.71		
3,5-Dibromo- <i>p</i> -L-tyrosine	2.17(+1)	6.45(0)	7.60(-1)	
Dibutylamine	11.25(+1)			
Di- <i>sec</i> -butylamine	10.91(+1)			
2,6-Di- <i>tert</i> -butylpyridine	3.58(+1)			
<i>rac</i> -2,3-Di- <i>tert</i> -butylsuccinic acid ($\mu = 0.1$)	3.58	10.2		
1,12-Dicarboxydodecaborane	9.07	10.23		
Dichloroacetic acid	1.26			
Dichloroacetylacetic acid	2.11			
3,5-Dichloroaniline	2.37(+1)			
1,3-Dichloro-2,5-dihydroxybenzene ($\mu = 0.65$)	7.30	9.99		

TABLE 8.8 pK_a Values of Organic Materials in Water at 25°C (Continued)

Substance	pK_1	pK_2	pK_3	pK_4
2,5-Dichloro-3,6-dihydroxy- <i>p</i> -benzoquinone	1.09	2.42		
Dichloromethylphosphonic acid	1.14	5.61		
2,4-Dichloro-6-nitroaniline	-3.00(+1)			
2,5-Dichloro-4-nitroaniline	-1.74(+1)			
2,6-Dichloro-4-nitroaniline	-3.31(+1)			
2,3-Dichlorophenol	7.44			
2,4-Dichlorophenol	7.85			
2,6-Dichlorophenol	6.78			
3,4-Dichlorophenol	8.630			
3,5-Dichlorophenol	8.179			
2,4-Dichlorophenoxyacetic acid (2,4-D)	2.64			
4,6-Dichlorophenoxy-2-methylacetic acid	3.13			
3,6-Dichlorophthalic acid	1.46			
2,2-Dichloropropanoic acid	2.06			
2,3-Dichloropropanoic acid	2.85			
<i>rac</i> -2,3-Dichlorosuccinic acid (20°C)	1.43	2.81		
<i>meso</i> -2,3-Dichlorosuccinic acid	1.49	2.97		
3,5-Dichloro- <i>p</i> -tyrosine	2.12	6.47	7.62	
2-Dicyanoethylamine	5.14(+1)			
2,2-Dicyanopropanoic acid	-2.8			
Dicyclohexylamine	11.25(+1)			
Dicyclopentylamine	10.93(+1)			
Didodecylamine	10.99(+1)			
Diethanolamine	8.88(+1)			
Di(ethoxyethyl)amine	8.47(+1)			
3,5-Diethoxyphenol	9.370			
3-(Diethoxyphosphinyl)benzoic acid	3.65			
4-(Diethoxyphosphinyl)benzoic acid	3.60			
3-(Diethoxyphosphinyl)phenol	8.66			
4-(Diethoxyphosphinyl)phenol	8.28			
Diethylamine	10.8(+1)			
2-(Diethylamino)ethyl-4-aminobenzoate	8.85(+1)			
α -(Diethylamino)toluene	9.44(+1)			
<i>N,N</i> -Diethylaniline	6.56(+1)			
5,5-Diethylbarbituric acid (veronal)	8.020(0)			
<i>N,N</i> -Diethylbenzylamine	9.48(+1)			
Diethylbiguanide (30°C)	2.53(+1)	11.68(0)		
Diethylenetriamine	4.42(+3)	9.21(+2)	10.02(+1)	
Diethylenetriaminepentaacetic acid (pK_5 , 10.58)	1.80(0)	2.55(-1)	4.33(-2)	8.60(-3)
<i>N,N</i> -Diethylethylenediamine	7.70(+2)	10.46(+1)		
2,2-Diethylglutaric acid	3.62	7.12		
<i>N,N</i> -Diethylglycine	2.04(+1)	10.47(0)		
Diethylglycolic acid (18°C)	3.804			
Diethylmalonic acid	2.151	7.417		
Diethylmethylamine	10.43(+1)			
<i>rac</i> -2,3-Diethylsuccinic acid	3.63	6.46		

TABLE 8.8 pK_a Values of Organic Materials in Water at 25°C (Continued)

Substance	pK_1	pK_2	pK_3	pK_4
<i>meso</i> -2,3-Diethylsuccinic acid	3.54	6.59		
<i>N,N</i> -Diethyl- <i>o</i> -toluidine	7.18(+1)			
Difluoroacetic acid	1.33			
3,3-Difluoroacrylic acid	3.17			
Diglycolic acid	2.96			
Diguanidine	12.8			
Dihexylamine	11.0(+1)			
Dihydroarecaidine	9.70			
Dihydroarecaidine, methyl ester	8.39			
Dihydrocodeine	8.75(+1)			
Dihydroergonovine	7.38(+1)			
α -Dihydrolysergic acid	3.57	8.45		
γ -Dihydrolysergic acid	3.60	8.71		
α -Dihydrolysergol	8.30			
β -Dihydrolysergol	8.23			
Dihydromorphine	9.35			
3,4-Dihydroxyalanine	2.32(+1)	8.68(0)	9.87(-1)	
1,2-Dihydroxyanthraquinone-3-sulfonic acid (alizarin-3-sulfonic acid)	—	5.54(-1)	11.01(-2)	
3,4-Dihydroxybenzaldehyde	7.55			
1,2-Dihydroxybenzene (pyrocatechol) ($\mu = 0.1$)	9.356(0)	12.98(-1)		
1,3-Dihydroxybenzene (resorcinol)	9.44(0)	12.32(-1)		
1,4-Dihydroxybenzene (hydroquinone)	9.91(0)	12.04(-1)		
4,5-Dihydroxybenzene-1,3-disulfonic acid	—	—	7.66(-2)	12.6(-3)
2,3-Dihydroxybenzoic acid (30°C)	2.98	10.14		
2,4-Dihydroxybenzoic acid (β -resorcylic acid)	3.29	8.98		
2,5-Dihydroxybenzoic acid	2.97	10.50		
2,6-Dihydroxybenzoic acid	1.30			
3,4-Dihydroxybenzoic acid	4.48	8.67	11.74	
3,5-Dihydroxybenzoic acid	4.04			
2,5-Dihydroxy- <i>p</i> -benzoquinone	2.71	5.18		
3,4-Dihydroxy-3-cyclobutene-1,2-dione	0.541	3.480		
2,3-Dihydroxy-2-cyclopenten-1-one (20°C)	4.72			
1,4-Dihydroxy-2,6-dinitrobenzene	4.42	9.14		
Di(2,2'-hydroxyethyl)amine	8.8(+1)			
<i>N,N</i> -Di(2-hydroxyethyl)glycine	8.333			
Dihydroxymaleic acid	1.10			
Dihydroxymalic acid	1.92			
1,3-Dihydroxy-2-methylbenzene ($\mu = 0.65$)	10.05	11.64		
2,2-Di(hydroxymethyl)-3-hydroxypropanoic acid	4.460			
2,4-Dihydroxy-5-methylpyrimidine	9.90			
2,4-Dihydroxy-6-methylpyrimidine	9.52			
1,4-Dihydroxynaphthalene (26°C, $\mu = 0.65$)	9.37	10.93		
1,2-Dihydroxy-3-nitrobenzene	6.68			

TABLE 8.8 pK_a Values of Organic Materials in Water at 25°C (Continued)

Substance	pK_1	pK_2	pK_3	pK_4
1,2-Dihydroxy-4-nitrobenzene ($\mu = 0.1$)	6.701			
2,4-Dihydroxy-1-phenylazobenzene ($\mu = 0.1$)	11.98			
2,4-Dihydroxyoxazolidine	6.11(+1)			
2,4-Dihydroxypteridine	<1.3	7.92		
2,6-Dihydroxypurine	7.53(0)	11.84(-1)		
2,4-Dihydroxypyridine (20°C)	1.37(+1)	6.45(0)	13(-1)	
Dihydroxytartaric acid	1.95	4.00		
1,4-Dihydroxy-2,3,5,6-tetramethyl- benzene ($\mu = 0.65$)	11.25	12.70		
3,5-Diiodoaniline	2.37(+1)			
2,5-Diiodohistamine	2.31(+2)	8.20(+1)	10.11(0)	
2,5-Diiodohistidine ($\mu = 0.1$)	2.72	8.18	9.76	
3,5-Diiodophenol	8.103			
3,5-Diiodotyrosine	2.117(+1)	6.479(0)	7.821(-1)	
Diisopropylmalonic acid	2.124	8.848		
Dilactic acid	2.955			
<i>threo</i> -1,4-Dimercapto-2,3-butane- diol	8.9			
<i>meso</i> -2,3-Dimercaptosuccinic acid	2.71	3.48	8.89(SH)	10.79(SH)
3,5-Dimethoxyaniline	3.86(+1)			
2,6-Dimethoxybenzoic acid	3.44			
1,10-Dimethoxy-3,8-dimethyl-4,7- phenanthroline	7.21			
Di(2-methoxyethyl)amine	9.51(+1)			
3,5-Dimethoxyphenol	9.345			
(3,4-Dimethoxy)phenylacetic acid	4.333			
Dimethylamine	10.77(+1)			
4-Dimethylaminobenzaldehyde	1.647(+1)			
<i>N,N</i> -Dimethylaminocyclohexane	10.72(+1)			
4-Dimethylamino-2,3-dimethyl-1- phenyl-3-pyrazolin-5-one	4.18(+1)			
4-Dimethylamino-3,5-dimethylpyr- idine (20°C)	8.15(+1)			
2-(Dimethylamino)ethanol	9.26(+1)			
2-[2-(Dimethyl- amino)ethyl]pyridine	3.46(+2)	8.75(+1)		
3-(Dimethylaminoethyl)pyridine	4.30(+2)	8.86(+1)		
4-(Dimethylaminoethyl)pyridine	4.66(+2)	8.70(+1)		
4-(Dimethylamino)-3-ethylpyridine (20°C)	8.66(+1)			
4-(Dimethylamino)-3-isopropylpyr- idine (20°C)	8.27(+1)			
2-(Dimethylaminomethyl)pyridine	2.58(+2)	8.12(+1)		
3-(Dimethylaminomethyl)pyridine	3.17(+2)	8.00(+1)		
4-(Dimethylaminomethyl)pyridine	3.39(+2)	7.66(+1)		
4-(Dimethylamino)-3-methylpyri- dine (20°C)	8.68(+1)			
4-(Dimethylamino- phenyl)phosphonic acid	2.0(+1)	4.2	7.35	
3-(Dimethylamino)propanoic acid	9.85(+1)			
4-(Dimethylamino)pyridine (20°C)	6.09(+1)			

TABLE 8.8 pK_a Values of Organic Materials in Water at 25°C (Continued)

Substance	pK_1	pK_2	pK_3	pK_4
<i>N,N</i> -Dimethylaniline	5.15(+1)			
2,3-Dimethylaniline	4.70(+1)			
2,4-Dimethylaniline	4.89(+1)			
2,5-Dimethylaniline	4.53(+1)			
2,6-Dimethylaniline	3.95(+1)			
3,4-Dimethylaniline	5.17(+1)			
3,5-Dimethylaniline	4.765(+1)			
<i>N,N</i> -Dimethylaniline-4-phosphonic acid (17°C)	2.0(+1)	4.2	7.39	
Dimethylarsinic acid (cacodylic acid)	1.67	6.273		
1,3-Dimethylbarbituric acid	4.68(+1)			
2,3-Dimethylbenzoic acid	3.771			
2,4-Dimethylbenzoic acid	4.217			
2,5-Dimethylbenzoic acid	3.990			
2,6-Dimethylbenzoic acid	3.362			
3,4-Dimethylbenzoic acid	4.41			
3,5-Dimethylbenzoic acid	4.302			
<i>N,N</i> -Dimethylbenzylamine	9.02(+1)			
Dimethylbiguanide	2.77(+1)	11.52		
2,2-Dimethylbutanoic acid (18°C)	5.03			
Dimethylchlorotetracycline ($\mu = 0.01$)	3.30(+1)			
2,6-Dimethyl-4-cyanophenol	8.27			
3,5-Dimethyl-4-cyanophenol	8.21			
5,5-Dimethyl-1,3-cyclohexanedione	5.15			
<i>cis</i> -3,3-Dimethyl-1,2-cyclopropanedicarboxylic acid	2.34	8.31		
<i>trans</i> -3,3-Dimethyl-1,2-cyclopropanedicarboxylic acid	3.92	5.32		
3,5-Dimethyl-4-(dimethylamino)pyridine (20°C)	8.12(+1)			
2,2-Dimethyl-1,3-dioxane-4,6-dione	5.1			
1,1-Dimethylethanethiol ($\mu = 0.1$)	11.22			
<i>N,N</i> -Dimethylethylenediamine- <i>N,N</i> -diacetic acid	6.63	9.53		
<i>N,N'</i> -Dimethylethylenediamine- <i>N,N'</i> -diacetic acid	7.40	10.16		
<i>N,N</i> -Dimethylethylenediamine- <i>N,N'</i> -diacetic acid	5.99	9.97		
<i>N,N</i> -Dimethylglycine	2.146(+1)	9.940(0)		
Dimethylglycolic acid (18°C)	4.04			
<i>N,N</i> -Dimethylglycylglycine	3.11(+1)	8.09(0)		
Dimethylglyoxime	10.60			
5,5-Dimethyl-2,4-hexanedione	10.01			
5,5-Dimethylhydantoin	9.19			
2,4-Dimethyl-8-hydroxyquinoline	6.20(+1)	10.60(0)		
3,4-Dimethyl-8-hydroxyquinoline	5.80(+1)	10.05(0)		
2,4-Dimethyl-8-hydroxyquinoline-7-sulfonic acid	3.20 (NH ⁺)	10.14(OH)		
Dimethylhydroxytetracycline	7.5	9.4		
2,4-Dimethylimidazole	8.38(+1)			

TABLE 8.8 pK_a Values of Organic Materials in Water at 25°C (Continued)

Substance	pK_1	pK_2	pK_3	pK_4
Dimethylmalic acid	3.17	6.06		
2,2-Dimethylmalonic acid	3.17	6.06		
3,5-Dimethyl-4-(methylamino) pyridine (20°C)	9.96(+1)			
2,3-Dimethylnaphthalene-1-carboxylic acid	3.33			
2,6-Dimethyl-4-nitrophenol	7.190			
3,5-Dimethyl-4-nitrophenol	8.245			
α,α -Dimethylaloacetic acid	1.77	4.62		
3,3-Dimethylpentanedioic acid	3.70	6.34		
2,2-Dimethylpentanoic acid	4.969			
4,4-Dimethylpentanoic acid (18°C)	4.79			
2,3-Dimethylphenol	10.50			
2,4-Dimethylphenol	10.58			
2,5-Dimethylphenol	10.22			
2,6-Dimethylphenol	10.59			
3,4-Dimethylphenol	10.32			
3,5-Dimethylphenol	10.15			
2,6-Dimethylphenoxyacetic acid	3.356			
Dimethylphenylsilylacetic acid	5.27			
<i>N,N'</i> -Dimethylpiperazine	4.630(+2)	8.539(+1)		
1,2-Dimethylpiperidine	10.22			
<i>cis</i> -2,6-Dimethylpiperidine	11.07(+1)			
2,2-Dimethylpropanoic acid (pivalic acid)	5.031			
2,2'-Dimethylpropylphosphonic acid	2.84	8.65		
2,4-Dimethylpyridine (2,4-lutidine)	6.74(+1)			
2,5-Dimethylpyridine (2,5-lutidine)	6.43(+1)			
2,6-Dimethylpyridine (2,6-lutidine)	6.71(+1)			
3,4-Dimethylpyridine (3,4-lutidine)	6.47(+1)			
3,5-Dimethylpyridine (3,5-lutidine)	6.09(+1)			
2,4-Dimethylpyridine-1-oxide	1.627(+1)			
2,5-Dimethylpyridine-1-oxide	1.208(+1)			
2,6-Dimethylpyridine-1-oxide	1.366(+1)			
3,4-Dimethylpyridine-1-oxide	1.493(+1)			
3,5-Dimethylpyridine-1-oxide	1.181(+1)			
2,3-Dimethylquinoline	4.94(+1)			
2,6-Dimethylquinoline	5.46(+1)			
<i>meso</i> -2,2-Dimethylsuccinic acid	3.77	5.936		
<i>rac</i> -2,2-Dimethylsuccinic acid	3.93	6.20		
D -2,3-Dimethylsuccinic acid	3.82	5.93		
<i>meso</i> -2,3-Dimethylsuccinic acid	3.67	5.30		
<i>rac</i> -2,3-Dimethylsuccinic acid	3.94	6.20		
2,4-Dimethylthiazole ($\mu = 0.1$)	3.98			
2,5-Dimethylthiazole ($\mu = 0.1$)	3.91			
4,5-Dimethylthiazole ($\mu = 0.1$)	3.73			
<i>N,N</i> -Dimethyl- <i>o</i> -toluidine	5.86(+1)			
<i>N,N</i> -Dimethyl- <i>p</i> -toluidine	7.24(+1)			
2,4-Dinitroaniline	-4.25(+1)			
2,6-Dinitroaniline	-5.23(+1)			
3,5-Dinitroaniline	0.229(+1)			
2,3-Dinitrobenzoic acid	1.85			

TABLE 8.8 pK_a Values of Organic Materials in Water at 25°C (Continued)

Substance	pK_1	pK_2	pK_3	pK_4
2,4-Dinitrobenzoic acid	1.43			
2,5-Dinitrobenzoic acid	1.62			
2,6-Dinitrobenzoic acid	1.14			
3,4-Dinitrobenzoic acid	2.82			
3,5-Dinitrobenzoic acid	2.85			
1,1-Dinitrobutane (20°C)	5.90			
1,1-Dinitrodecane	3.60			
1,1-Dinitroethane (20°C)	5.21			
Dinitromethane (20°C)	3.60			
1,1-Dinitropentane	5.337			
2,4-Dinitrophenol	4.08			
2,5-Dinitrophenol	5.216			
2,6-Dinitrophenol	3.713			
3,4-Dinitrophenol	5.424			
3,5-Dinitrophenol	6.732			
2,4-Dinitrophenylacetic acid	3.50			
1,1-Dinitropropane (20°C)	5.5			
2,6-Dioxo-1,2,3,6-tetrahydro-4-pyridinecarboxylic acid (orotic acid)	1.8(+1)	9.55(0)		
Diphenylacetic acid	3.939			
Diphenylamine	0.9(+1)			
2,2-Diphenylglutaric acid (20°C)	3.91	5.38		
1,3-Diphenylguanidine	10.12			
2,2-Diphenylheptanedioic acid (20°C)	4.28	5.39		
2,2-Diphenylhexanedioic acid (20°C)	4.17	5.40		
3,3-Diphenylhexanedioic acid	4.22	5.19		
Diphenylhydroxyacetic acid (35°C)	3.05			
Diphenylketimine	6.82			
2,2-Diphenylnonanedioic acid (20°C)	4.33	5.38		
<i>meso</i> -2,2-Diphenylsuccinic acid	3.48			
<i>rac</i> -2,2-Diphenylsuccinic acid	3.58			
2,2-Diphenylsuccinic acid, 1-methyl ester (20°C)	4.47			
2,2-Diphenylsuccinic acid, 4-methyl ester (20°C)	3.900			
Diphenylthiocarbazono	4.50	15		
Dipropylamine	10.91(+1)			
Dipropylenetriamine	7.72(+3)	9.56(+2)	10.65(+1)	
2,2-Dipropylglutaric acid	3.688	7.31		
Dipropylmalonic acid	2.04	7.51		
2,2'-Dipyridyl	-0.52(+2)	4.352(+1)		
2,3'-Dipyridyl (20°C)	1.52(+2)	4.42(+1)		
2,4'-Dipyridyl (20°C)	1.19(+2)	4.77(+1)		
3,3'-Dipyridyl (20°C, $\mu = 0.2$)	3.0(+2)	4.60(+1)		
3,4'-Dipyridyl (20°C, $\mu = 0.2$)	3.0(+2)	4.85(+1)		
4,4'-Dipyridyl	3.17(+2)	4.82(+1)		
Dithiodiacetic acid (18°C)	3.075	4.201		
1,4-Dithioerythritol	9.5			

TABLE 8.8 pK_a Values of Organic Materials in Water at 25°C (Continued)

Substance	pK_1	pK_2	pK_3	pK_4
Dithiooxamide (rubeanic acid)	10.89			
Dulcitol	13.46			
Ecgonine	10.91			
Emetine	7.36(+1)	8.23(0)		
Epinephrine enantiomorph	9.39(+1)			
Epinephrine, pseudo	9.53(+1)			
Ergometrinine	7.32(+1)			
Ergonovine	6.73(+1)			
Eriochrome Black T	6.3	11.55		
1,2-Ethanediamine	6.85(+2)	9.92(+1)		
Ethane-1,2-diamino- <i>N,N'</i> -dimethyl- <i>N,N'</i> -diacetic acid (20°C)	6.047(0)	10.068(-1)		
1,2-Ethanedithiol	8.96	10.54		
Ethanethiol ($\mu = 0.015$)	10.61			
Ethoxyacetic acid (18°C)	3.65			
2-Ethoxyaniline (<i>o</i> -phenetidine)	4.47(+1)			
3-Ethoxyaniline	4.17(+1)			
4-Ethoxyaniline	5.25(+1)			
2-Ethoxybenzoic acid (20°C)	4.21			
3-Ethoxybenzoic acid (20°C)	4.17			
4-Ethoxybenzoic acid (20°C)	4.80			
Ethoxycarbonylethylamine	9.13(+1)			
2-Ethoxyethanethiol	9.38			
2-Ethoxyethylamine	6.26(+1)			
2-Ethoxyphenol	10.109			
3-Ethoxyphenol	9.655			
(4-Ethoxyphenyl)phosphonic acid	2.06	7.28		
4-Ethoxypyridine	6.67(+1)			
Ethyl acetoacetate	10.68			
3-Ethylacrylic acid	4.695			
<i>N</i> -Ethylalanine	2.22(+1)	10.22(0)		
Ethylamine	10.63(+1)			
(3-Ethylamino)phenylphosphonic acid	1.1(+1)	4.90(0)	7.24(-1)	
<i>N</i> -Ethylaniline	5.11(+1)			
2-Ethylaniline	4.42(+1)			
3-Ethylaniline	4.70(+1)			
4-Ethylaniline	5.00(+1)			
Ethylarsonic acid (18°C)	3.89	8.35		
Ethylbarbituric acid	3.69(+1)			
2-Ethylbenzimidazole ($\mu = 0.16$)	6.27(+1)			
2-Ethylbenzoic acid	3.79			
4-Ethylbenzoic acid	4.35			
Ethylbiguanide	2.09(+1)	11.47(0)		
2-Ethylbutanoic acid (20°C)	4.710			
<i>S</i> -Ethyl-L-cysteine ($\mu = 0.1$)	2.03(+1)	8.60(0)		
Ethylenebiguanide (30°C)	1.74	2.88	11.34	11.76
Ethylenebis(thioacetic acid) (18°C)	3.382(0)	4.352(-1)		
Ethylenediamine- <i>N,N'</i> -diacetic acid	6.42	9.46		
Ethylenediamine- <i>N,N</i> -dimethyl- <i>N,N'</i> -diacetic acid	6.047	10.068		
Ethylenediamine- <i>N,N</i> -dipropanoic acid (30°C)	6.87	9.60		

TABLE 8.8 pK_a Values of Organic Materials in Water at 25°C (Continued)

Substance	pK_1	pK_2	pK_3	pK_4
Ethylenediamine- <i>N,N,N',N'</i> -tetraacetic acid ($\mu = 0.1$)	1.99	2.67	6.16	10.26
Ethylenediamine- <i>N,N,N',N'</i> -tetrapropanoic acid (30°C)	3.00	3.43	6.77	9.60
Ethylene glycol	14.22			
Ethyleneimine	8.04(+1)			
<i>cis</i> -Ethylene oxide dicarboxylic acid	1.93	3.92		
<i>trans</i> -Ethylene oxide dicarboxylic acid	1.93	3.25		
<i>N</i> -Ethylethylenediamine	7.63(+2)	10.56(+1)		
<i>N</i> -Ethylglycine ($\mu = 0.1$)	2.34(+1)	10.23(0)		
3-Ethylglutaric acid	4.28	5.33		
Ethyl hydroperoxide	11.80			
Ethyl hydrogen malonate	3.55			
3-Ethyl-2-hydroxypyridine	5.00(+1)			
Ethylmalonic acid	2.90(0)	5.55(-1)		
<i>N</i> -Ethyl mercaptoacetamide	8.14(SH)			
Ethyl 2-mercaptoacetate	7.95(SH)			
Ethyl 3-mercaptopropanoate	9.48(SH)			
3-Ethyl-4-(methylamino)pyridine (20°C)	9.90(+1)			
5-Ethyl-5-(1-methylbutyl)barbituric acid	8.11(0)			
Ethyl methyl ketoxime	12.45			
Ethylmethylmalonic acid	2.86(0)	6.41(-1)		
1-Ethyl-2-methylpiperidine	10.66(+1)			
3-Ethyl-6-methylpyridine (20°C)	6.51(+1)			
3-Ethyl-4-methylpyridine-1-oxide	-1.534(+1)			
5-Ethyl-2-methylpyridine-1-oxide	-1.288(+1)			
1-Ethyl-2-methyl-2-pyrroline	11.84(+1)			
Ethylmorphine (15°C)	8.08			
Ethyl nitroacetate	5.85			
3-Ethylpentane-2,4-dione	11.34			
2-Ethylpentanoic acid (18°C)	4.71			
5-Ethyl-5-pentylbarbituric acid	7.960			
2-Ethylphenol	10.2			
3-Ethylphenol	10.07			
4-Ethylphenol	10.0			
4-Ethylphenylacetic acid	4.373			
5-Ethyl-5-phenylbarbituric acid	7.445			
Ethylphosphinic acid	3.29			
Ethylphosphonic acid	2.43	8.05		
1-Ethylpiperidine ($\mu = 0.01$)	10.45(+1)			
2,2-Ethylpropylglutaric acid	3.511			
Ethylpropylmalonic acid	3.14	7.43		
2-Ethylpyridine	5.89(+1)			
3-Ethylpyridine (20°C)	5.80(+1)			
4-Ethylpyridine	5.87(+1)			
Ethyl 3-pyridinecarboxylate	3.35(+1)			
Ethyl 4-pyridinecarboxylate	3.45(+1)			
2-Ethylpyridine-1-oxide	-1.19(+1)			
3-Ethylpyridine-1-oxide	-0.965(+1)			
Ethylpyrrolidine	10.43(+1)			

TABLE 8.8 pK_a Values of Organic Materials in Water at 25°C (Continued)

Substance	pK_1	pK_2	pK_3	pK_4
2-Ethyl-2-pyrroline	7.87(+1)			
Ethylsuccinic acid	4.08(0)			
S-Ethylthioacetic acid	5.06			
N-Ethyl- <i>o</i> -toluidine	4.92(+1)			
N-Ethylveratramine	7.40(+1)			
β -Eucaine	9.35(+1)			
Fluoroacetic acid	2.586			
2-Fluoroacrylic acid	2.55			
2-Fluoroaniline	3.20(+1)			
3-Fluoroaniline	3.58(+1)			
4-Fluoroaniline	4.65(+1)			
2-Fluorobenzoic acid	3.27			
3-Fluorobenzoic acid	3.865			
4-Fluorobenzoic acid	4.14			
Fluoromandelic acid	4.244			
2-Fluorophenol	8.73			
3-Fluorophenol	9.29			
4-Fluorophenol	9.89			
2-Fluorophenoxyacetic acid	3.08			
3-Fluorophenoxyacetic acid	3.08			
4-Fluorophenoxyacetic acid	3.13			
4-Fluorophenylacetic acid	4.25			
2'-Fluorophenylalanine	2.14(+1)	9.01(0)		
3'-Fluorophenylalanine	2.10(+1)	8.98(0)		
4-Fluorophenylalanine	2.13(+1)	9.05(0)		
2-Fluorophenylphosphonic acid	1.64	6.80		
3-Fluorophenylselenic acid	4.34			
4-Fluorophenylselenic acid	4.50			
2-Fluoropyridine	-0.44(+1)			
3-Fluoropyridine	2.97(+1)			
5-Fluorouracil	8.00(0)	ca 13(-1)		
Folic acid (pteroylglutamic acid)	8.26			
Formic acid	3.751			
N-Formylglycine	3.43			
2-Formyl-3-hydroxypyridine (20°C)	3.40(+1)	6.95(OH)		
4-Formyl-3-hydroxypyridine	4.05(+1)	6.77(OH)		
2-Formyl-3-methoxypyridine (20°C)	3.89(+1)	12.95		
Formyl-3-methoxypyridine (20°C)	4.45(+1)	11.7		
D-(-)-Fructose	12.03			
Fumaric acid	3.10	4.60		
2-Furancarboxylic acid (2-furoic acid)	3.164			
D-(+)-Galactose	12.35			
Galactose-1-phosphoric acid	1.00	6.17		
Glucoscorbic acid	4.26	11.58		
D-Gluconic acid	3.86			
α -D-(+)-Glucose	12.28			
α -D-Glucose-1-phosphate	1.11(0)	6.504(-1)		
trans-Glutaconic acid	3.77	5.08		
D-(-)-Glutamic acid	2.162(+1)	4.272(0)	9.358(-1)	
L-Glutamic acid	2.19(+1)	4.25(0)	9.67(-1)	

TABLE 8.8 pK_a Values of Organic Materials in Water at 25°C (Continued)

Substance	pK_1	pK_2	pK_3	pK_4
Glutamic acid, 1-ethyl ester	3.85(+1)	7.84(0)		
Glutamic acid, 5-ethyl ester	2.15(+1)	9.19(0)		
L-Glutamine ($\mu = 0.2$)	2.17(+1)	9.13(0)		
Glutaric acid	3.77	6.08		
Glutaric acid monoamide	4.600(0)			
Glutarimide	11.43			
Glutathione	2.12(+1)	3.53(0)	8.66	9.12
DL-Glyceric acid	3.64			
Glycerol	14.15			
Glyceryl-1-phosphoric acid	—	6.656(-1)		
Glyceryl-2-phosphoric acid	1.335(0)	6.650(-1)		
Glycine	2.341(+1)	9.60(0)		
Glycine amide	8.03(+1)			
Glycine, ethyl ester	7.66(+1)			
Glycine hydroxamic acid	7.10	9.10		
Glycine, methyl ester	7.59(+1)			
Glycine-O-phenylphosphorylserine	2.96	8.07		
Glycolic acid	3.831			
N-Glycl- α -alanine	3.15(+1)	8.33(0)		
Glycylalanylalanine	3.38(+1)	8.10(0)		
N-Glycylasparagine	2.942			
Glycylaspartic acid	2.81(+1)	4.45(0)	8.60(-1)	
Glycyl-DL-glutamine (18°C)	2.88(+1)	8.33(0)		
N-Glycylglycine	3.126(+1)	8.252(0)		
Glycylglycylcysteine (35°C)	2.71	2.71	7.94	7.94
Glycylglycylglycine	3.225(+1)	8.090(0)		
Glycyl-L-histidine ($\mu = 0.16$)	6.79	8.20		
Glycylisoleucine	8.00			
N-Glycyl-L-leucine	3.180(+1)	8.327(0)		
Glycyl-O-phosphorylserine	2.90	6.02	8.43	
L-Glycylproline ($\mu = 0.1$)	2.81(+1)	8.65(0)		
N-Glycylsarcosine ($\mu = 0.1$)	2.98(+1)	8.55(0)		
N-Glycylserine	2.98(+1)	8.38(0)		
Glycylserylglycine	3.32	7.99		
Glycyltyrosine	2.93	8.45	10.49	
Glycylvaline	3.15	8.18		
Glyoxaline	7.03(+1)			
Glyoxylic acid	3.30(0)			
Guanidineacetic acid	2.82(+1)			
Guanine	3.3(+1)	9.2	12.3	
Guanine deoxyriboside-3'-phosphoric acid	—	2.9	6.4	9.7
Guanosine	1.9(+1)	9.25(0)	12.33(OH)	
Guanosine-5'-diphosphoric acid ($\mu = 0.1$; pK_5 9.6)	—	—	2.9	6.3
Guanosine-3'-phosphoric acid	0.7	2.3	5.92	9.38
Guanosine-5'-phosphoric acid ($\mu = 0.1$)	—	2.4	6.1	9.4
Guanosine-5'-triphosphoric acid [$\mu = 0.1$; pK_5 7.10(-3); pK_6 9.3(-4)]	—	—	—	3.0(-2)
Guanylurea	1.80	8.20		
Harmine (20°C)	7.61(+1)			
Heptafluorobutanoic acid	0.17			

TABLE 8.8 pK_a Values of Organic Materials in Water at 25°C (Continued)

Substance	pK_1	pK_2	pK_3	pK_4
4,4,5,5,6,6,6-Heptafluorohexanoic acid	4.18			
4,4,5,5,6,6,6-Heptafluoro-2-hexenoic acid	3.23			
Heptanedioic acid (pimelic acid)	4.484	5.424		
2,4-Heptanedione	8.43(keto); 9.15(enol)			
Heptanoic acid	4.893			
Heroin	7.6(+1)			
2,4-Hexadienoic acid (sorbic acid)	4.77			
1,1,1,3,3,3-Hexafluoro-2,2-propanediol	8.801			
1,1,1,3,3,3-Hexafluoro-2-propanol	9.42			
Hexahydroazepine	11.07			
Hexamethyldisilazine	7.55			
1,2,3,8,9,10-Hexamethyl-4,7-phenanthroline (20°C)	7.26			
1,6-Hexanediamine	9.830(+2)	10.930(+1)		
1,6-Hexanedioic acid	4.418	5.412		
2,4-Hexanedione	8.49 (enol); 9.32 (keto)			
2,2',4,4',6,6'-Hexanitrodiphenylamine	5.42(+1)			
Hexanoic acid (20°C)	4.849			
<i>trans</i> -2-Hexenoic acid	4.74			
<i>trans</i> -3-Hexenoic acid	4.72			
3-Hexen-4-oic acid	4.58			
4-Hexen-5-oic acid	4.74			
Hexylamine	10.64(+1)			
Hexylarsonic acid	4.16	9.19		
Hexylphosphonic acid	2.6	7.9		
DL -Histidine	1.82(+2)	6.00(+1)	9.16(0)	
Histidine amide ($\mu = 0.2$)	5.78(+2)	7.64(+1)		
Histidine, methyl ester ($\mu = 0.1$)	5.01(+2)	7.23(+1)		
Histidylglycine	2.40(+2)	5.80(+1)	7.82(0)	
Histidylhistidine ($\mu = 0.16$)	5.40(+2)	6.80(+1)	7.95(0)	
DI -Homatropine	9.7(+1)			
DI -Homocysteine	2.222(+1)	8.87	10.86	
Homocysteine ($\mu = 0.1$)	1.593(+2)	2.523(+1)	8.676(0)	9.413(-1)
Hydantoin	9.12			
Hydrastine	6.23(+1)			
Hydrazine- <i>N,N</i> -diacetic acid	<0.1	2.8	3.8	
Hydrazine- <i>N'</i> - <i>N'</i> -diacetic acid	2.40	3.12	7.32	
4-Hydrazinocarbonylpyridine (20°C)	1.82	3.52	10.79	
<i>N</i> -Hydroxyacetamide	9.40			
2'-Hydroxyacetophenone	9.90			
3'-Hydroxyacetophenone	9.19			
4'-Hydroxyacetophenone	8.05			
1-Hydroxyacridine (15°C)	5.72			
2-Hydroxyacridine (15°C)	5.62			
3-Hydroxyacridine (15°C)	5.30			

TABLE 8.8 pK_a Values of Organic Materials in Water at 25°C (Continued)

Substance	pK_1	pK_2	pK_3	pK_4
α -Hydroxyasparagine	2.28(+1)	7.20(0)		
β -Hydroxyasparagine	2.09(+1)	8.29(0)		
Hydroxyaspartic acid	1.91(+1)	3.51(0)	9.11(-1)	
2-Hydroxybenzaldehyde (salicyl- aldehyde)	8.34			
3-Hydroxybenzaldehyde	9.00			
4-Hydroxybenzaldehyde	7.620			
2-Hydroxybenzaldehyde oxime	1.37(+1)	9.18	12.11	
2-Hydroxybenzamide	8.36			
2-Hydroxybenzenemethanol (2-hy- droxybenzyl alcohol)	9.92			
3-Hydroxybenzenemethanol	9.83			
4-Hydroxybenzenemethanol	9.82			
4-Hydroxybenzenesulfonic acid	—	9.055(-1)		
2-Hydroxybenzohydroxamic acid	5.19			
2-Hydroxybenzoic acid (salicyclic acid)	2.98	12.38		
3-Hydroxybenzoic acid	4.076	9.85		
4-Hydroxybenzoic acid	4.582	9.23		
4-Hydroxybenzotrile	7.95			
2-Hydroxy-5-bromobenzoic acid	2.61			
2-Hydroxybutanoic acid (30°C)	3.65			
L-3-Hydroxybutanoic acid (30°C)	4.41			
4-Hydroxybutanoic acid (30°C)	4.71			
2-Hydroxy-5-chlorobenzoic acid	2.63			
<i>trans</i> -2'-Hydroxycinnamic acid	4.614			
<i>trans</i> -3'-Hydroxycinnamic acid	4.40			
10-Hydroxycodeine	7.12			
<i>cis</i> -2-Hydroxycyclohexane-1-car- boxylic acid	4.796			
<i>trans</i> -2-Hydroxycyclohexane-1- carboxylic acid	4.682			
<i>cis</i> -3-Hydroxycyclohexane-1-car- boxylic acid	4.602			
<i>trans</i> -3-Hydroxycyclohexane-1- carboxylic acid	4.815			
<i>cis</i> -4-Hydroxycyclohexane-1-car- boxylic acid	4.836			
<i>trans</i> -4-Hydroxycyclohexane-1- carboxylic acid	4.687			
1-Hydroxy-2,4-dihydroxymethyl- benzene	9.79			
<i>N</i> -(Hydroxyethyl)biguanide	2.8(+2)	11.53(+1)		
<i>N</i> -(2-Hydroxy- ethyl)ethylenediamine	7.21(+2)	10.12(+1)		
<i>N'</i> -(2-Hydroxyethyl)ethylenediam- ine- <i>N,N,N'</i> -triacetic acid	2.39	5.37	9.93	
<i>N</i> -(2-Hydroxyethyl)iminodiacetic acid ($\mu = 0.1$)	2.2	8.65		
<i>N</i> -(2-Hydroxyethyl)piperazine- <i>N'</i> - ethansulfonic acid (20°C)	7.55			
4'-(2-Hydroxyethyl)-1'-piperazine- propanesulfonic acid (20°C)	8.00			

TABLE 8.8 pK_a Values of Organic Materials in Water at 25°C (Continued)

Substance	pK_1	pK_2	pK_3	pK_4
2-Hydroxyethyltrimethylamine	8.94(+1)			
L- β -Hydroxyglutamic acid	2.09	4.18	9.20	
1-Hydroxy-4-hydroxymethylbenzene	9.84			
5-Hydroxy-2-(hydroxymethyl)-4H-pyran-4-one	7.90	8.03		
3-Hydroxy-2-hydroxymethylpyridine (20°C, $\mu = 0.2$)	5.00(+1)	9.07(OH)		
3-Hydroxy-4-hydroxymethylpyridine (20°C, $\mu = 0.2$)	5.00(+1)	8.95(OH)		
8-Hydroxy-7-iodoquinoline-5-sulfonic acid	2.51(0)	7.417(-1)		
Hydroxylysine (38°C, $\mu = 0.1$)	2.13(+2)	8.62(+1)	9.67(0)	
2-Hydroxy-3-methoxybenzaldehyde	7.912			
3-Hydroxy-4-methoxybenzaldehyde (isovanillin)	8.889			
4-Hydroxy-3-methoxybenzaldehyde (vanillin)	7.396			
4-Hydroxy-3-methoxybenzoic acid	4.355			
1-Hydroxy-2-methoxybenzylamine	8.70(+1)	10.52(0)		
2-Hydroxy-1-methoxybenzylamine	8.89(+1)	10.52(0)		
3-Hydroxy-2-methoxybenzylamine	8.94(+1)	10.42(0)		
2-Hydroxymethyl-2-benzeneacetic acid	4.12			
(2-Hydroxy-5-methylbenzene)-methanol	10.15			
2-Hydroxy-3-methylbenzoic acid	2.99			
2-Hydroxy-4-methylbenzoic acid	3.17			
2-Hydroxy-5-methylbenzoic acid	4.08			
2-Hydroxy-6-methylbenzoic acid	3.32			
2-Hydroxy-2-methylbutanoic acid (18°C)	3.991			
3-Hydroxy-2-methylbutanoic acid (18°C)	4.648			
4-Hydroxy-4-methylpentanoic acid (18°C)	4.873			
1-Hydroxymethylphenol	9.95			
Hydroxymethylphosphoric acid	1.91	7.15		
2-Hydroxy-2-methylpropanoic acid ($\mu = 0.1$)	3.717			
2-Hydroxy-4-methylpyridine	4.529(+1)			
8-Hydroxy-2-methylquinoline	5.55(+1)	10.31(0)		
8-Hydroxy-4-methylquinoline	5.56(+1)	10.00(0)		
8-Hydroxy-2-methylquinoline-5-sulfonic acid	4.80(0)	9.30(-1)		
8-Hydroxy-4-methylquinoline-7-sulfonic acid	4.78(0)	10.01(-1)		
8-Hydroxy-6-methylquinoline-5-sulfonic acid	4.20(0)	8.7(-1)		
2-Hydroxy-1-naphthoic acid (20°C)	3.29	9.68		
2-Hydroxy-2-nitrobenzoic acid	2.23			
2-Hydroxy-3-nitrobenzoic acid	1.87			

TABLE 8.8 pK_a Values of Organic Materials in Water at 25°C (Continued)

Substance	pK_1	pK_2	pK_3	pK_4
2-Hydroxy-5-nitrobenzoic acid	2.12			
2-Hydroxy-6-nitrobenzoic acid	2.24			
2-Hydroxy-4-nitrophenylphosphonic acid	1.22	5.39		
8-Hydroxy-7-nitroquinoline-5-sulfonic acid	1.94(0)	5.750(-1)		
3-Hydroxy-4-nitrotoluene ($\mu = 0.1$)	7.41			
4-Hydroxypentanoic acid (18°C)	4.686			
4-Hydroxy-3-pentenoic acid	4.30			
3-Hydroxyphenazine (15°C)	2.67			
4-Hydroxyphenylarsonic acid	3.89	8.37 (phenol)	10.05	
3-Hydroxyphenylboric acid	8.55	10.84		
2-Hydroxy-2-phenylpropanoic acid	3.532			
2-(2-Hydroxyphenyl)pyridine (20°C)	4.19(+1)	10.64		
<i>trans</i> -4-Hydroxyproline	1.818(+1)	9.662(0)		
Hydroxypropanedioic acid (tartaric acid)	2.37	4.74		
2-Hydroxypropanoic acid	3.858			
1-Hydroxy-2-propylbenzene	10.50			
4-Hydroxypteridine	1.3(+1)	7.89(0)		
2-Hydroxypyridine	1.25(+1)	11.62(0)		
3-Hydroxypyridine	4.80(+1)	8.72(0)		
4-Hydroxypyridine	3.23(+1)	11.09(0)		
2-Hydroxypyridine- <i>N</i> -oxide	-0.62(+1)	5.97(0)		
2-Hydroxypyrimidine	2.24(+1)	9.17(0)		
4-Hydroxypyrimidine	1.85(+1)	8.59(0)		
8-Hydroxyquinazoline	3.41(+1)	8.65(0)		
2-Hydroxyquinoline (20°C)	-0.31(+1)	11.74		
3-Hydroxyquinoline (20°C)	4.30(+1)	8.06(0)		
4-Hydroxyquinoline (20°C)	2.27(+1)	11.25(0)		
5-Hydroxyquinoline (20°C)	5.20(+1)	8.54(0)		
6-Hydroxyquinoline (20°C)	5.17(+1)	8.88(0)		
7-Hydroxyquinoline (20°C)	5.48(+1)	8.85(0)		
8-Hydroxyquinoline (20°C)	4.91(+1)	9.81(0)		
8-Hydroxyquinoline-5-sulfonic acid	4.092(+1)	8.776(0)		
DL -Hydroxysuccinic acid (malic acid)	3.458	5.097		
L -Hydroxysuccinic acid	3.40	5.05		
Hydroxytetracycline	3.27(+1)	7.32(0)	9.11(-1)	
5-Hydroxy-1,2,3,4-tetrazole	3.32			
4-Hydroxy-3-(2'-thiazolyazo)toluene	8.36			
2-Hydroxytoluene	10.33			
3-Hydroxytoluene	10.10			
4-Hydroxytoluene	10.276			
4-Hydroxy- α, α, α -trifluorotoluene	8.675			
1-Hydroxy-2,4,6-trihydroxymethylbenzene	9.56			
Hydroxyuracil	8.64			

TABLE 8.8 pK_a Values of Organic Materials in Water at 25°C (Continued)

Substance	pK_1	pK_2	pK_3	pK_4
Hydroxyvaline	2.55(+1)	9.77(0)		
Hyoscyamine	9.68(+1)			
Hypoxanthene	1.79(+1)	8.91(0)	12.07(-1)	
Hypoxanthine	5.3			
Imidazole	6.993(+1)	10.58(0)		
Imidazolidinetrione (parabanic acid)	6.10			
4-(4-Imidazolyl)butanoic acid ($\mu = 0.1$)	4.26(+1)	7.26(0)		
2-(4-Imidazolyl)ethylamine	5.784(+2)	9.756(+1)		
3-(4-Imidazolyl)propanoic acid ($\mu = 0.16$)	3.96(+1)	7.57(0)		
3,3'-Iminobispropanoic acid	4.11(0)	9.61(-1)		
3,3'-Iminobispropylamine (30°C)	8.02(+2)	9.70(+1)	10.70(0)	
2,2'-Iminodiacetic acid (diglycine) (30°C, $\mu = 0.1$)	2.54(0)	9.12(-1)		
4-Indanol	10.32			
Indole-3-acetic acid	4.75			
Inosine	ca 1.5(+1)	8.96(0)	12.36	
Inosine-5'-phosphoric acid	1.54(0)	6.66(-1)		
Inosine-5'-triphosphoric acid [pK_5 , 7.68(-4)]	—	—	2.2(-2)	6.92(-3)
Iodoacetic acid	3.175			
2-Iodoaniline	2.54(+1)			
3-Iodoaniline	3.58(+1)			
4-Iodoaniline	3.82(+1)			
2-Iodobenzoic acid	2.86			
3-Iodobenzoic acid	3.86			
4-Iodobenzoic acid	4.00			
5-Iodohistamine	4.06(+1)	9.20(+1)	11.88(0)	
	(imidazole)	(NH_3^+)	(imino)	
7-Iodo-8-hydroxyquinoline-5-sulfonic acid	2.514	7.417		
Iodomandelic acid	3.264			
Iodomethylphosphoric acid	1.30	6.72		
2-Iodophenol	8.464			
3-Iodophenol	8.879			
4-Iodophenol	9.200			
2-Iodophenoxyacetic acid	3.17			
3-Iodophenoxyacetic acid	3.13			
4-Iodophenoxyacetic acid	3.16			
2-Iodophenylacetic acid	4.038			
3-Iodophenylacetic acid	4.159			
4-Iodophenylacetic acid	4.178			
2-Iodophenylphosphoric acid	1.74	7.06		
2-Iodopropanoic acid	3.11			
3-Iodopropanoic acid	4.08			
2-Iodopyridine	1.82(+1)			
3-Iodopyridine	3.25(+1)			
4-Iodopyridine (20°C)	4.02(+1)			
Isoasparagine	2.97(+1)	8.02(0)		

TABLE 8.8 pK_a Values of Organic Materials in Water at 25°C (Continued)

Substance	pK_1	pK_2	pK_3	pK_4
Isobutylic acid (18°C)	4.79			
Isobutylamine	10.41(+1)			
Isochlorotetracycline	3.1(+1)	6.7(0)	8.3(-1)	
Isocreatine	2.84(+1)			
Isogluatamine	3.81(+1)	7.88(0)		
Isohistamine ($\mu = 0.1$)	6.036(+2)	9.274(+1)		
L-Isoleucine	2.35(+1)	9.68(0)		
Isolysergic acid	3.33(0)	8.46(NH)		
Isopilocarpine (15°C)	7.18(+1)			
2-(Isopropoxy)benzoic acid (20°C)	4.24			
3-(Isopropoxy)benzoic acid (20°C)	4.15			
4-(Isopropoxy)benzoic acid (20°C)	4.68			
Isopropylamine	10.64(+1)			
N-Isopropylaniline	5.50(+1)			
5-Isopropylbarbituric acid	4.907(+1)			
2-Isopropylbenzene acid	3.64			
4-Isopropylbenzene acid	4.36			
N-Isopropylglycine ($\mu = 0.1$)	2.36(+1)	10.06(0)		
Isopropylmalonic acid	2.94	5.88		
Isopropylmalonic acid mononitrile	2.401			
3-Isopropyl-4-(methylamino)pyridine (20°C)	9.96(+1)			
3-Isopropylpentanedioic acid	4.30	5.51		
4-Isopropylphenylacetic acid	4.391			
Isopropylphosphinic acid	3.56			
Isopropylphosphonic acid	2.66	8.44		
2-Isopropylpyridine	5.83(+1)			
3-Isopropylpyridine (20°C)	5.72(+1)			
4-Isopropylpyridine	6.02(+1)			
DL-Isoproterenol	8.64(+1)			
Isoquinoline	5.40(+1)			
Isotretinone	10.83			
L-Isoserine ($\mu = 0.16$)	2.72(+1)	9.25(0)		
Isothiocyanatoacetic acid	6.62			
L-(+)-Lactic acid	3.858			
L-Leucine	2.33(+1)	9.60(0)		
Leucine amide	7.80(+1)			
Leucine, ethyl ester ($\mu = 0.1$)	7.57(+1)			
L-Leucyl-L-asparagine	3.00(+1)	8.12(0)		
L-Leucyl-L-glutamine	2.99(+1)	8.11(0)		
DL-Leucylglycine	3.25(+1)	8.28(0)		
Leucylisoserine (20°C)	3.188(+1)	8.207(0)		
D-Leucyl-L-tyrosine	3.12(+1)	8.38(0)	10.35(-1)	
L-Leucyl-L-tyrosine	3.46(+1)	7.84(0)	10.09(-1)	
Lysergic acid	3.44(+1)	7.68(0)		
L-(+)-Lysine	2.18(+2)	8.94(+1)	10.53(0)	
Lysine, methyl ester ($\mu = 0.1$)	6.965(+1)	10.251(0)		
L-Lysyl-L-alanine	3.22(+1)	7.62(0)	10.70(-1)	
L-Lysyl-D-alanine	3.00(+1)	7.74(0)	10.63(-1)	
Lysylglutamic acid	2.93(+2)	4.47(+1)	7.75(0)	10.50(+1)
L-Lysyl-L-lysine ($\mu = 0.1$)	3.01(+2)	7.53(+1)	10.05(0)	10.01(-1)

TABLE 8.8 pK_a Values of Organic Materials in Water at 25°C (Continued)

Substance	pK_1	pK_2	pK_3	pK_4
L-Lysyl-D-lysine ($\mu = 0.1$)	2.85(+2)	7.53(+1)	9.92(0)	10.89(-1)
L-Lysyl-L-lysyl-L-lysine ($\mu = 0.1$)	3.08(+2)	7.34(+1)	9.80(0)	10.54(-1)
L-Lysyl-D-lysyl-L-lysine ($\mu = 0.1$)	2.91(+2)	7.29(+1)	9.79(0)	10.54(-1)
L-Lysyl-D-lysyl-lysine ($\mu = 0.1$)	2.94(+2)	7.15(+1)	9.60(0)	10.38(-1)
α -D-Lyxose	12.11			
Maleic acid	1.910	6.33		
Malonamic acid	3.641(0)			
Malonic acid	2.826	5.696		
Malonitrile (cyanoacetic acid)	2.460			
Mandelic acid	3.411			
D-(+)-Mannose	12.08			
Mercaptoacetic acid (thioglycolic acid)	3.60(0)	10.56(SH)		
2-Mercaptobenzoic acid (20°C)	4.05(0)			
2-Mercaptobutanoic acid	3.53(0)			
Mercaptodiacetic acid	3.32	4.29		
2-Mercaptoethanesulfonic acid (20°C)		9.5(-1)		
2-Mercaptoethanol	9.88			
2-Mercaptoethylamine	8.27(+1)	10.53(0)		
2-Mercaptohistidine	1.84(+1)	8.47(0)	11.4(SH)	
Mercapto-S-phenylacetic acid ($\mu = 0.1$)	3.9			
2-Mercaptopropane ($\mu = 0.1$)	10.86			
3-Mercapto-1,2-propanediol ($\mu = 0.5$)	9.43			
2-Mercaptopropanoic acid	4.32(0)	10.20(SH)		
3-Mercaptopropanoic acid	—	10.84(SH)		
2-Mercaptopyridine (20°C)	-1.07(+1)	10.00(0)		
3-Mercaptopyridine (20°C)	2.26(+1)	7.03(0)		
4-Mercaptopyridine (20°C)	1.43(+1)	8.86(0)		
2-Mercaptoquinoline (20°C)	-1.44(+1)	10.21(0)		
3-Mercaptoquinoline (20°C)	2.33(+1)	6.13(0)		
4-Mercaptoquinoline (20°C)	0.77(+1)	8.83(0)		
Mercaptosuccinic acid	3.30(0)	4.94(-1)	10.94(SH)	
Mesitylenic acid	4.32			
Mesoxaldialdehyde	3.60			
Methacrylic acid	4.66			
Methanethiol	10.70			
DL-Methionine	2.28(+1)	9.21(0)		
2-(N-Methoxyacetamido)pyridine	2.01(+1)			
3-(N-Methoxyacetamido)pyridine	3.52(+1)			
4-(N-Methoxyacetamido)pyridine	4.62(+1)			
Methoxyacetic acid	3.570			
3-Methoxy-D- α -alanine	2.037(+1)	9.176(0)		
2-Methoxyaniline	4.53(+1)			
3-Methoxyaniline	4.20(+1)			
4-Methoxyaniline	5.36(+1)			
2-Methoxybenzoic acid	4.09			
3-Methoxybenzoic acid	4.08			
4-Methoxybenzoic acid	4.49			
N,N-Methoxybenzylamine	9.68(+1)			

TABLE 8.8 pK_a Values of Organic Materials in Water at 25°C (Continued)

Substance	pK_1	pK_2	pK_3	pK_4
2-Methoxycarbonylaniline	2.23(+1)			
3-Methoxycarbonylaniline	3.64(+1)			
4-Methoxycarbonylaniline	2.38(+1)			
Methoxycarbonylmethylamine	7.66(+1)			
2-Methoxycarbonylpyridine	2.21(+1)			
3-Methoxycarbonylpyridine	3.13(+1)			
4-Methoxycarbonylpyridine	3.26(+1)			
<i>trans</i> -2-Methoxycinnamic acid	4.462			
<i>trans</i> -3-Methoxycinnamic acid	4.376			
<i>trans</i> -4-Methoxycinnamic acid	4.539			
2-Methoxyethylamine	9.45(+1)			
2-Methoxy-4-nitrophenylphosphonic acid	1.53	6.96		
2-Methoxyphenol	9.99			
3-Methoxyphenol	9.652			
4-Methoxyphenol	10.20			
(2'-Methoxy)phenoxyacetic acid	3.231			
(3'-Methoxy)phenoxyacetic acid	3.141			
(4'-Methoxy)phenoxyacetic acid	3.213			
4'-Methoxyphenylacetic acid	4.358			
(4-Methoxyphenyl)phosphinic acid (17°C)	2.35			
(2-Methoxyphenyl)phosphonic acid	2.16	7.77		
(4-Methoxyphenyl)phosphonic acid (17°C)	2.4	7.15		
3-(2'-Methoxyphenyl)propanoic acid	4.804			
3-(3'-Methoxyphenyl)propanoic acid	4.654			
3-(4'-Methoxyphenyl)propanoic acid	4.689			
3-Methoxyphenylselenic acid	4.65			
4-Methoxyphenylselenic acid	5.05			
2-Methoxy-4-(2-propenyl)phenol	10.0			
2-Methoxypyridine	3.06(+1)			
3-Methoxypyridine	4.91(+1)			
4-Methoxypyridine	6.47(+1)			
4-Methoxy-2-(2'-thiazoylazo)phenol	7.83			
2-Methylacrylic acid (18°C)	4.66			
<i>N</i> -Methylalanine	2.22(+1)	10.19(0)		
<i>O</i> -Methylallothreonine ($\mu = 0.1$)	1.92(+1)	8.90(0)		
Methylamine	10.62(+1)			
2-(<i>N</i> -Methylamino)benzoic acid	1.93(+1)	5.34(0)		
3-(<i>N</i> -Methylamino)benzoic acid	—	5.10(0)		
4-(<i>N</i> -Methylamino)benzoic acid	—	5.05		
Methylaminodiacetic acid (20°C)	2.146	10.088		
2-(Methylamino)ethanol	9.88(+1)			
2-(2-Methylaminoethyl)pyridine (30°C)	3.58(+2)	9.65(+1)		
2-(Methylaminomethyl)6-methylpyridine ($\mu = 0.5$)	3.03(+2)	9.15(+1)		
2-(Methylaminomethyl)pyridine (30°C)	2.92(+2)	8.82(+1)		

TABLE 8.8 pK_a Values of Organic Materials in Water at 25°C (Continued)

Substance	pK_1	pK_2	pK_3	pK_4
4-Methylamino-3-methylpyridine (20°C)	9.83(+1)			
(3-Methylamino)phenylphosphonic acid	1.1(+1)	4.72(+1)	7.30(-1)	
(4-Methylamino)phenylphosphonic acid	—	—	7.85(-1)	
3-(Methylamino)pyridine (30°C)	8.70(+1)			
4-(Methylamino)pyridine (20°C)	9.65(+1)			
4-(Methylamino)-2,3,5,6-tetra-methylpyridine (20°C)	10.06(+1)			
<i>N</i> -Methylaniline	4.85(+1)			
Methylarsonic acid (18°C)	3.41	8.18		
1-Methylbarbituric acid	4.35(+1)			
5-Methylbarbituric acid	3.386(+1)			
2-(<i>N</i> -Methylbenzamido)pyridine	1.44(+1)			
3-(<i>N</i> -Methylbenzamido)pyridine	3.66(+1)			
4-(<i>N</i> -Methylbenzamido)pyridine	4.68(+1)			
2-Methylbenzimidazole ($\mu = 0.16$)	6.29(+1)			
2-Methylbenzoic acid (<i>o</i> -toluic acid)	3.90			
3-Methylbenzoic acid	4.269			
4-Methylbenzoic acid	4.362			
<i>N</i> -Methyl-1-benzoylecgonine	8.65			
Methylbiguanidine	3.00(+2)	11.44(+1)		
2-Methyl-2-butanethiol	11.35			
2-Methylbutanoic acid	4.761			
3-Methylbutanoic acid (20°C)	4.767			
(<i>E</i>)-2-Methyl-2-butendioic acid (mesaconic acid)	3.09	4.75		
3-Methyl-2-butenic acid	5.12			
(<i>E</i>)-2-Methyl-2-butenic acid (tiglic acid)	4.96			
(<i>Z</i>)-2-Methyl-2-butenic acid (angelic acid)	4.30			
4-Methylcarboxylphenol	8.47			
(<i>E</i>)-2-Methylcinnamic acid	4.500			
(<i>E</i>)-3-Methylcinnamic acid	4.442			
(<i>E</i>)-4-Methylcinnamic acid	4.564			
1-Methylcyclohexane-1-carboxylic acid	5.13			
<i>cis</i> -2-Methylcyclohexane-1-carboxylic acid	5.03			
<i>trans</i> -2-Methylcyclohexane-1-carboxylic acid	5.73			
<i>cis</i> -3-Methylcyclohexane-1-carboxylic acid	4.88			
<i>trans</i> -3-Methylcyclohexane-1-carboxylic acid	5.02			
<i>cis</i> -4-Methylcyclohexane-1-carboxylic acid	5.04			
<i>trans</i> -4-Methylcyclohexane-1-carboxylic acid	4.89			
2-Methylcyclohexyl-1,1-diacetic acid	3.53	6.89		

TABLE 8.8 pK_a Values of Organic Materials in Water at 25°C (Continued)

Substance	pK_1	pK_2	pK_3	pK_4
3-Methylcyclohexyl-1,1-diacetic acid	3.49	6.08		
4-Methylcyclohexyl-1,1,1-diacetic acid	3.49	6.10		
3-Methylcyclopentyl-1,1-diacetic acid	3.79	6.74		
5-Methyl-L-cysteine	8.97			
N-Methylcytidine	3.88			
5-Methylcytidine	4.21			
N-Methyl-2'-deoxycytidine	3.97			
5-Methyl-2'-deoxycytidine	4.33			
2-Methyl-3,5-dinitrobenzoic acid	2.97			
5-Methyldipropylenetriamine (30°C)	6.32(+3)	9.19(+2)	10.33(+1)	
2,2'-Methylenebis(4-chlorophenol)	7.6	11.5		
2,2'-Methylenebis(4,6-dichlorophenol)	5.6	10.56		
Methylenebis(thioacetic acid) (18°C)	3.310	4.345		
3,3'-(Methylenedithio)dialanine	2.200(+1)	8.16(0)		
Methylenesuccinic acid	3.85	5.45		
N-Methylethylamine	4.23(+1)			
N-Methylethylenediamine	6.86(+1)	10.15(+1)		
α -Methylglucoside	13.71			
3-Methylglutaric acid	4.24	5.41		
N-Methylglycine (sarcosine)	2.12(+1)	10.20(0)		
5-Methyl-2,4-heptanedione	8.52(enol); 9.10(keto)			
5-Methyl-2,4-hexanedione	8.66(enol); 9.31(keto)			
5-Methyl-4-hexenoic acid	4.80			
3-Methylhistamine	5.80(+1)	9.90(0)		
1-Methylhistidine	1.69	6.48	8.85	
2-Methylhistidine (18°C)	1.7	7.2	9.5	
2-Methyl-8-hydroxyquinoline ($\mu = 0.005$)	4.58(+1)	11.71(0)		
4-Methyl-8-hydroxyquinoline	4.67(+1)	11.62(0)		
1-Methylimidazole	7.06(+1)			
4-Methylimidazole	7.55(+1)			
N-Methyliminodiacetic acid	2.15	10.09		
S-Methylisothiourea	9.83(+1)			
O-Methylisourea	9.72(+1)			
Methylmalonic acid	3.07	5.87		
2-(N-Methylmethanesulfonamido)pyridine	1.73(+1)			
3-(N-Methylmethanesulfonamido)pyridine	3.94(+1)			
4-(N-Methylmethanesulfonamido)pyridine	5.14(+1)			
2-Methyl-6-methylaminopyridine (20°C)	3.17(+1)	8.84(0)		
3-Methyl-4-methylaminopyridine (20°C)	—	9.84(0)		

TABLE 8.8 pK_a Values of Organic Materials in Water at 25°C (Continued)

Substance	pK_1	pK_2	pK_3	pK_4
4-Methyl-2,2'-(4-methylpyridyl)pyridine	5.32(+1)			
<i>N</i> -Methylmorpholine	7.13(+1)			
2-Methyl-1-naphthoic acid	3.11			
<i>N</i> -Methyl-1-naphthylamine	3.70(+1)			
2-Methyl-4-nitrobenzoic acid	1.86			
2-Methyl-6-nitrobenzoic acid	1.87			
1-Methyl-2-nitroterephthalic acid	3.11			
4-Methyl-2-nitroterephthalic acid	1.82			
3-Methylpentanedioic acid	4.25	5.41		
3-Methylpentane-2,4-dione	10.87			
2-Methylpentanoic acid	4.782			
3-Methylpentanoic acid	4.766			
4-Methylpentanoic acid	4.845			
<i>cis</i> -3-Methyl-2-pentenoic acid	5.15			
<i>trans</i> -3-Methyl-2-pentenoic acid	5.13			
4-Methyl-2-pentenoic acid	4.70			
4-Methyl-3-pentenoic acid	4.60			
6-Methyl-1,10-phenanthroline	5.11(+1)			
(2-Methylphenoxy)acetic acid	3.227			
(3-Methylphenoxy)acetic acid	3.203			
(4-Methylphenoxy)acetic acid	3.215			
(2-Methylphenyl)acetic acid (18°C)	4.35			
(4-Methylphenyl)acetic acid	4.370			
5-Methyl-5-phenylbarbituric acid	8.011(0)			
3-(2-Methylphenyl)propanoic acid	4.66			
3-(3-Methylphenyl)propanoic acid	4.677			
3-(4-Methylphenyl)propanoic acid	4.684			
1-Methyl-2-phenylpyrrolidine	8.80			
5-Methyl-1-phenyl-1,2,3-triazole-4-carboxylic acid	3.73			
Methylphosphinic acid	3.08			
Methylphosphonic acid	2.38	7.74		
3-Methyl- <i>o</i> -phthalic acid	3.18			
4-Methyl- <i>o</i> -phthalic acid	3.89			
<i>N</i> -Methylpiperazine ($\mu = 0.1$)	4.94(+2)	9.09(+1)		
2-Methylpiperazine	5.62(+2)	9.60(+1)		
<i>N</i> -Methylpiperidine	10.19(+1)			
2-Methylpiperidine	10.95(+1)			
3-Methylpiperidine	11.07(+1)			
4-Methylpiperidine ($\mu = 0.5$)	11.23(+1)			
2-Methyl-1,2-propanediamine	6.178(+2)	9.420(+1)		
2-Methyl-2-propanethiol	11.2			
2-Methylpropanoic acid	4.853			
2-Methyl-2-propylamine	10.682(+1)			
2-Methyl-2-propylglutaric acid	3.626			
2-Methylpyridine	5.96(+1)			
3-Methylpyridine	5.68(+1)			
4-Methylpyridine	6.00(+1)			
Methyl 4-pyridinecarboxylate	3.26(+1)			
6-Methylpyridine-2-carboxylic acid	5.83			
2-Methylpyridine-1-oxide	1.029(+1)			
3-Methylpyridine-1-oxide	10.921(+1)			

TABLE 8.8 pK_a Values of Organic Materials in Water at 25°C (Continued)

Substance	pK_1	pK_2	pK_3	pK_4
4-Methylpyridine-1-oxide	1.258(+1)			
<i>O</i> -Methylpyridoxal ($\mu = 0.16$)	4.74			
Methyl-2-pyridyl ketoxime	9.97			
1-Methyl-2-(3-pyridyl)pyrrolidine	3.41	7.94		
1-Methylpyrrolidine	10.46(+1)			
1-Methyl-3-pyrroline	9.88(+1)			
5-Methylquinoline	4.62(+1)			
Methylsuccinic acid	4.13	5.64		
Methylsulfonylacetic acid	2.36			
3-Methylsulfonylaniline	2.68(+1)			
4-Methylsulfonylaniline	1.48(+1)			
3-Methylsulfonylbenzoic acid	3.52			
4-Methylsulfonylbenzoic acid	3.64			
4-Methylsulfonyl-3,5-dimethylphenol	8.13			
3-Methylsulfonylphenol	9.33			
4-Methylsulfonylphenol	7.83			
1-Methyl-1,2,3,4-tetrahydro-3-pyridinecarboxylic acid (arecaidine; isoguvacine)	9.07			
5-Methyl-1,2,3,4-tetrazole	3.32			
2-Methylthiazole ($\mu = 0.1$)	3.40(+1)			
4-Methylthiazole ($\mu = 0.1$)	3.16(+1)			
5-Methylthiazole ($\mu = 0.1$)	3.03(+1)			
Methylthioacetic acid	3.72			
4-Methylthioaniline	4.40(+1)			
2-Methylthioethylamine (30°C)	9.18(+1)			
Methylthioglycolic acid	7.68			
3-(<i>S</i> -Methylthio)phenol	9.53			
4-(<i>S</i> -Methylthio)phenol	9.53			
2-Methylthiopyridine (20°C)	3.59(+1)			
3-Methylthiopyridine (20°C)	4.42(+1)			
4-Methylthiopyridine (20°C)	5.94(+1)			
5-Methylthio-1,2,3,4-tetrazole	4.00(+1)			
<i>O</i> -Methylthreonine	2.02(+1)	9.00(0)		
<i>O</i> -Methyltyrosine	2.21(+1)	9.35(0)		
1-Methylxanthine	7.70	12.0		
3-Methylxanthine	8.10	11.3		
7-Methylxanthine	8.33	ca 13		
9-Methylxanthine	6.25			
Morphine (20°C)	7.87(+1)	9.85(0)		
Morpholine	8.492(+1)			
2-(<i>N</i> -Morpholino)ethanesulfonic acid (MES) (20°C)	6.15			
3-(<i>N</i> -Morpholino)-2-hydroxypropanesulfonic acid (37°C)	6.75			
3-(<i>N</i> -Morpholino)propanesulfonic acid (20°C)	7.20			
Murexide	0.0	9.20	10.50	
Myosmine	5.26			
1-Naphthalenecarboxylic acid (1-naphthoic acid)	3.695			

TABLE 8.8 pK_a Values of Organic Materials in Water at 25°C (Continued)

Substance	pK_1	pK_2	pK_3	pK_4
2-Naphthalenecarboxylic acid	4.161			
1-Naphthol (20°C)	9.30			
2-Naphthol (20°C)	9.57			
Naphthoquinone monoxime	8.01			
1-Naphthylacetic acid	4.236			
2-Naphthylacetic acid	4.256			
1-Naphthylamine	3.92(+1)			
2-Naphthylamine	4.11(+1)			
1-Naphthylarsonic acid	3.66	8.66		
1-Naphthylsulfonic acid	0.57			
Narceine (15°C)	3.5(+1)	9.3		
Narcotine	6.18(+1)			
Nicotine	3.15(+1)	7.87(0)		
Nicotyrine	4.76(+1)			
Nitrilotriacetic acid (NTA) (20°C)	1.65	2.94	10.33	
Nitroacetic acid	1.68			
2-Nitroaniline	-0.28(+1)			
3-Nitroaniline	2.46(+1)			
4-Nitroaniline	1.01(+1)			
2-Nitrobenzene-1,4-dicarboxylic acid	1.73			
3-Nitrobenzene-1,2-dicarboxylic acid	1.88			
4-Nitrobenzene-1,2-dicarboxylic acid	2.11			
2-Nitrobenzoic acid	2.18			
3-Nitrobenzoic acid	3.46			
4-Nitrobenzoic acid	3.441			
<i>trans</i> -2-Nitrocinnamic acid	4.15			
<i>trans</i> -3-Nitrocinnamic acid	4.12			
<i>trans</i> -4-Nitrocinnamic acid	4.05			
Nitroethane	8.57			
2-Nitrohydroquinone	7.63	10.06		
<i>N</i> -Nitroiminodiacetic acid	2.21	3.33		
3-Nitromesitol	8.984			
Nitromethane	10.12			
1-Nitro-6,7-phenanthroline ($\mu = 0.2$)	3.23(+1)			
5-Nitro-1,10-phenanthroline	3.232(+1)			
6-Nitro-1,10-phenanthroline	3.23(+1)			
2-Nitrophenol	7.222			
3-Nitrophenol	8.360			
4-Nitrophenol	7.150			
(2-Nitrophenoxy)acetic acid	2.896			
(3-Nitrophenoxy)acetic acid	2.951			
(4-Nitrophenoxy)acetic acid	2.893			
2-Nitrophenylacetic acid	4.00			
3-Nitrophenylacetic acid	3.97			
4-Nitrophenylacetic acid	3.85			
2-Nitrophenylarsonic acid	3.37	8.54		
3-Nitrophenylarsonic acid	3.41	7.80		
4-Nitrophenylarsonic acid	2.90	7.80		
7-(4-Nitrophenylazo)-8-hydroxy-5-quinolinesulfonic acid	3.14(0)	7.495(-1)		

TABLE 8.8 pK_a Values of Organic Materials in Water at 25°C (Continued)

Substance	pK_1	pK_2	pK_3	pK_4
3-Nitrophenylphosphonic acid	1.30	6.27		
4-Nitrophenylphosphonic acid	1.24	6.23		
3-(2'-Nitrophenyl)propanoic acid	4.504			
3-(4'-Nitrophenyl)propanoic acid	4.473			
3-Nitrophenylselenic acid	4.07			
4-Nitrophenylselenic acid	4.00			
1-Nitropropane	8.98			
2-Nitropropane	7.675			
2-Nitropropanoic acid	3.79			
2-Nitropyridine ($\mu = 0.02$)	-2.06(+1)			
3-Nitropyridine ($\mu = 0.02$)	0.79(+1)			
4-Nitropyridine ($\mu = 0.02$)	1.23(+1)			
<i>N</i> -Nitrosoiminodiacetic acid	2.28	3.38		
4-Nitrosophenol	6.48			
Nitrourea	4.15(+1)			
1,9-Nonanedioic acid (azelaic acid)	4.53	5.40		
Nonanoic acid (pelargonic acid)	4.95			
DL -Norleucine	2.335(+1)	9.834(0)		
Novocaine	8.85(+1)			
2,2,3,3,4,4,5,5-Octafluoropentanoic acid	2.65			
1,8-Octanedioic acid (suberic acid)	4.512	5.404		
Octanoic acid (caprylic acid)	4.895			
Octopine- DD	1.35	2.30	8.68	11.25
Octopine- LD	1.40	2.30	8.72	11.34
Octylamine	10.65(+1)			
L -(+)-Ornithine	1.94(+2)	8.65(+1)	10.76(0)	
Oxalic acid	1.271	4.272		
3,6-Oxaoctanedioic acid ($\mu = 1.0$)	3.055	3.676		
Oxoacetic acid	3.46			
2-Oxabutanedioic acid (oxaloacetic acid)	2.56	4.37		
2-Oxobutanoic acid	2.50			
5-Oxohexanoic acid (5-ketohexanoic acid) (18°C)	4.662			
3-Oxo-1,5-pentanedioic acid	3.10			
4-Oxopentanoic acid (levulinic acid)	4.59			
2-Oxopropanoic acid (pyruvic acid)	2.49			
Oxytetracycline	3.10(+1)	7.26	9.11	
Papaverine	5.90(+1)			
Pentamethylenebis(thioacetic acid) (18°C)	3.485	4.413		
3,3-Pentamethylenepentanedioic acid	3.49	6.96		
1,5-Pentanediamine	10.05(+2)	10.916(+1)		
2,4-Pentanedione	8.24(enol); 8.95(keto)			
1-Pentanoic acid (valeric acid)	4.842			
2-Pentenoic acid	4.70			
3-Pentenoic acid	4.52			

TABLE 8.8 pK_a Values of Organic Materials in Water at 25°C (Continued)

Substance	pK_1	pK_2	pK_3	pK_4
4-Pentenoic acid	4.677			
Pentylarsonic acid	4.14	9.07		
<i>N</i> -Pentylveratramine	7.28(+1)			
Perhydrodiphenic acid (20°C)	4.96	6.68		
Perlolidine (18°C)	4.01	11.39		
Peroxyacetic acid	8.20			
1,7-Phenanthroline	4.30(+1)			
1,10-Phenanthroline	4.857(+1)			
6,7-Phenanthroline	4.857(+1)			
Phenazine	1.2(+1)			
Phenethylthioacetic acid	3.795			
Phenol	9.99			
Phenol-3-phosphoric acid	1.78	7.03	10.2	
Phenol-4-phosphoric acid	1.99	7.25	9.9	
Phenolphthalein	9.4			
3-Phenolsulfonic acid	—	9.05(-1)		
Phenosulfonophthalein	7.9			
Phenoxyactic acid	3.171			
2-Phenoxybenzoic acid	3.53			
3-Phenoxybenzoic acid	3.95			
4-Phenoxybenzoic acid	4.52			
5-Phenoxy-1,2,3,4-tetrazole	3.49(+1)			
Phenylacetic acid	4.312			
<i>L</i> -3-Phenyl- α -alanine	1.83(+1)	9.12(0)		
3-Phenyl- α -alanine, methyl ester	7.05(+1)			
Phenylalanylarginine ($\mu = 0.01$)	2.66(+1)	7.57(0)	12.40(-1)	
Phenylalanylglycine ($\mu = 0.01$)	3.10(+1)	7.71(0)		
7-Phenylazo-8-hydroxy-5-quinolinesulfonic acid	3.41(0)	7.850(-1)		
5-Phenylbarbituric acid	2.544(+1)			
2-Phenyl-2-benzylsuccinic acid	3.69	6.47		
1-Phenylbiguanide	2.13(+2)	10.76(+1)		
4-Phenylbutanoic acid	4.757			
Phenylbutazone	4.5(+1)			
2-Phenylenediamine	<2(+2)	4.47(+1)		
3-Phenylenediamine	2.65(+2)	4.88(+1)		
4-Phenylenediamine	3.29(+2)	6.08(+1)		
2-Phenylethylamine	9.83(+1)			
β -Phenylethylboronic acid	10.0			
<i>DL</i> - α -Phenylglycine	1.83(+1)	4.39(0)		
Phenylguanidine	10.77(+1)			
Phenylhydrazine	5.20(+1)			
2-Phenyl-3-hydroxypropanoic acid	3.53			
3-Phenyl-3-hydroxypropanoic acid	4.40			
Phenyliminodiacetic acid (20°C)	2.40	4.98		
Phenylmalonic acid	2.58	5.03		
Phenylmethanethiol	10.70			
2-Phenyl-2-phenethylsuccinic acid (20°C)	3.74	6.52		
2-Phenylphenol	9.55			
3-Phenylphenol	9.63			
4-Phenylphenol	9.55			
Phenylphosphinic acid (17°C)	2.1			

TABLE 8.8 pK_a Values of Organic Materials in Water at 25°C (Continued)

Substance	pK_1	pK_2	pK_3	pK_4
Phenylphosphonic acid	1.83	7.07		
<i>O</i> -Phenylphosphorylserine	2.13(+1)	8.79		
<i>O</i> -Phenylphosphorylserylglycine	3.18(+1)	6.95(0)		
<i>O</i> -Phenylphosphoryl-L-seryl-L-leucine	3.16(+1)	7.12(0)		
<i>N</i> -Phenylpiperazine ($\mu = 0.1$)	8.71(+1)			
2-Phenylpropanoic acid	4.38			
3-Phenylpropanoic acid (35°C)	4.664			
3-Phenyl-1-propylamine	10.39(+1)			
Phenylpropynoic acid (35°C)	2.269			
Phenylselenic acid	4.79			
Phenylselenoacetic acid ($\mu = 0.1$)	3.75			
β -Phenylserine ($\mu = 0.16$)	8.79(0)			
Phenylsuccinic acid (20°C)	3.78	5.55		
Phenylsulfenylacetic acid	2.66			
Phenylsulfonylacetic acid	2.44			
5-Phenyl-1,2,3,4-tetrazole	4.38(+1)			
1-Phenyl-1,2,3-triazole-4-carboxylic acid	2.88			
1-Phenyl-1,2,3-triazole-4,5-dicarboxylic acid	2.13	4.93		
Phosphoramidic acid	3.08	8.63		
<i>O</i> -Phosphorylethanolamine	5.838(+1)	10.638(0)		
<i>O</i> -Phosphorylserylglycine	3.13	5.41	8.01	
<i>O</i> -Phosphoryl-L-seryl-L-leucine	3.11	5.47	8.26	
Phosphoserine	2.08	5.65	9.74	
Phthalamide	3.79(0)			
Phthalazine	3.47(+1)			
<i>o</i> -Phthalic acid	2.950	5.408		
Phthalimide	9.90(0)			
Physostigmine	1.76(+1)	7.88(0)		
Picric acid (2,4,6-trinitrophenol) (18°C)	0.419			
Pilocarpine	1.3(+1)	6.85(0)		
Piperazine	5.333(+2)	9.781(+1)		
1,4-Piperazinebis(ethanesulfonic acid) (20°C)	6.80			
Piperazine-2-carboxylic acid	1.5	5.41	9.53	
Piperidine	11.123(+1)			
2-Piperidinecarboxylic acid	2.12(+1)	10.75(0)		
3-Piperidinecarboxylic acid	3.35(+1)	10.64(0)		
4-Piperidinecarboxylic acid	3.73(+1)	10.72(0)		
1-(2-Piperidinyl)-2-propanone (15°C)	9.45			
Piperine (15°C)	1.98(+1)			
Proline	1.99(+1)	10.96(0)		
1,2-Propanediamine	6.607(+2)	9.702(+1)		
1,3-Propanediamine	8.49(+2)	10.47(+1)		
1-Propanethiol	10.86			
1,2,3-Propanetriamine	3.72(+3)	7.95(+2)	9.59(+1)	
1,2,3-Propanetricarboxylic acid	3.67	4.87	6.38	
Propanoic acid	4.874			
Propenoic acid	4.247			

TABLE 8.8 pK_a Values of Organic Materials in Water at 25°C (Continued)

Substance	pK_1	pK_2	pK_3	pK_4
<i>N</i> -Propionylglycine	3.718(0)			
2-Propoxybenzoic acid (20°C)	4.24			
3-Propoxybenzoic acid (20°C)	4.20			
4-Propoxybenzoic acid (20°C)	4.78			
<i>N</i> -Propylalanine	2.21(+1)	10.19(0)		
Propylamine	10.568(+1)			
Propylarsonic acid (18°C)	4.21	9.09		
Propylenimine	8.18(+1)			
<i>N</i> -Propylglycine ($\mu = 0.1$)	2.38(+1)	10.03(0)		
<i>L</i> -Propylglycine	3.19(+1)	8.97(0)		
Propylmalonic acid	2.97	5.84		
Propylphosphinic acid	3.46			
Propylphosphonic acid	2.49	8.18		
2-Propylpyridine	6.30(+1)			
<i>N</i> -Propylveratramine	7.20(+1)			
2-Propynoic acid	1.887			
Pseudoecgonine	9.70			
Pseudoisocyanine ($\mu = 0.2$)	4.59(+2)			
Pseudotropine	9.86(+1)			
Pteroylglutamic acid	8.26			
Purine	2.52(+1)	8.92(0)		
Pyrazine	0.6(+1)			
Pyrazinecarboxamide	0.5(+1)			
Pyrazole	2.61(+1)			
Pyridazine	2.33(+1)			
Pyridine	5.17(+1)			
Pyridine- d_5	5.83(+1)			
2-Pyridinealdoxime	3.56(+1)	10.17(0)		
3-Pyridinealdoxime	4.07(+1)	10.39(0)		
4-Pyridinealdoxime	4.73(+1)	10.03(0)		
2-Pyridinecarbaldehyde	3.84(+1)			
3-Pyridinecarbaldehyde	3.80(+1)			
4-Pyridinecarbaldehyde	4.74(+1)			
3-Pyridinecarbamide (nicotinamide)	3.33(+1)			
3-Pyridinecarbonitrile	1.35(+1)			
Pyridine-2-carboxylic acid (picolinic acid)	1.01(+1)	5.29(0)		
Pyridine-3-carboxylic acid (nicotinic acid)	2.07(+1)	4.75(0)		
Pyridine-4-carboxylic acid (isonicotinic acid)	1.84(+1)	4.86(0)		
Pyridine-2,3-dicarboxylic acid	2.36(+1)	7.08(0)		
Pyridine-2,4-dicarboxylic acid	2.23(+1)	7.02(0)		
Pyridine-2,6-dicarboxylic acid	2.16(+1)	6.92(0)		
Pyridine-1-oxide	0.688(+1)			
Pyridoxal	4.20(+1)	8.66(ring OH)		
Pyridoxal-5-phosphate ($\mu = 0.15$)	<2.5	4.14	6.20	8.69
Pyridoxamine ($\mu = 0.1$)	3.37(+2)	8.01(+1)	10.13(ring OH)	
Pyridoxamine-5-phosphate ($\mu = 0.15$; pK_5 10.92)	2.5	3.69	5.76	8.61

TABLE 8.8 pK_a Values of Organic Materials in Water at 25°C (Continued)

Substance	pK_1	pK_2	pK_3	pK_4
Pyridoxine (vitamin B ₆) (18°C)	5.00(+1)	8.96(ring OH)		
3-(2'-Pyridyl)alanine	1.37(+2)	4.02(+1)	9.22(0)	
3-(3'-Pyridyl)alanine	1.77(+2)	4.64(+1)	9.10(0)	
2-(2'-Pyridyl)benzimidazole ($\mu = 0.16$)	5.58(+1)			
2-(2'-Pyridyl)imidazole ($\mu = 0.005$)	8.98(+1)			
4-(2'-Pyridyl)imidazole ($\mu = 0.1$)	5.49(+1)			
Pyrimidine	1.30(+1)			
2,4(1 <i>H</i> ,3 <i>H</i>)-Pyrimidinedione (uracil)	0.6(+1)	9.46(0)		
2,4,5,6(1 <i>H</i> ,3 <i>H</i>)-Pyrimidinetetrone-5-oxime	4.57(0)			
Pyrocatecholsulfonephthaleine	7.82	9.76	11.73	
Pyroxilidine	11.11(+1)			
Pyrrole-1-carboxylic acid	4.45			
Pyrrole-2-carboxylic acid	4.45			
Pyrrole-3-carboxylic acid	4.453			
Pyrrolidine	11.305(+1)			
Pyrrolidine-2-carboxylic acid (proline)	1.952(+1)	10.640(0)		
2-[2-(<i>N</i> -Pyrrolidinyl)ethyl]pyridine	3.60(+2)	9.39(+1)		
3-[2-(<i>N</i> -Pyrrolidinyl)ethyl]pyridine	4.28(+2)	9.28(+1)		
4-[2-(<i>N</i> -Pyrrolidinyl)ethyl]pyridine	4.65(+2)	9.27(+1)		
2-(1-Pyrrolidinylmethyl)pyridine	2.54(+1)	8.56(+1)		
3-(1-Pyrrolidinylmethyl)pyridine	3.14(+2)	8.36(+1)		
4-(1-Pyrrolidinylmethyl)pyridine	3.38(+2)	8.16(+1)		
3-Pyrroline	-0.27(+1)			
Quinidine	4.0(+1)	8.54(0)		
Quinine	4.11(+1)	8.52(0)		
Quinoline	4.80(+1)			
Quinoxaline	0.72(+1)			
D -Raffinose	12.74			
Riboflavin (vitamin B ₂) ($\mu = 0.01$)	ca -0.2	9.69		
α - D -Ribofuranose	12.11			
D -Ribose-5'-phosphonic acid	—	6.70(-1)	13.05(-2)	
D -Saccharic acid	5.00(0)			
Saccharin (<i>o</i> -benzoic sulfimide)	2.32			
Sarcosine	2.12(+1)	10.20(0)		
Sarcosine amide	8.35(+1)			
Sarcosine dimethylamide	8.86(+1)			
Sarcosine methylamide	8.28(+1)			
Sarcosylglycine ($\mu = 0.16$)	3.15(+1)	8.56(0)		
Sarcosylleucine	3.15(+1)	8.67(0)		
Sarcosylsarcosine	2.92(+1)	9.15(0)		
Sarcosylserine	3.17(+1)	8.63(0)		
3-Selenosemicarbazide ($\mu = 0.1$)	0.8(+1)			
Semicarbazide ($\mu = 0.1$)	3.53(+1)			
L -Serine	2.21(+1)	9.15(0)	13.6	

TABLE 8.8 pK_a Values of Organic Materials in Water at 25°C (Continued)

Substance	pK_1	pK_2	pK_3	pK_4
Serine, methyl ester ($\mu = 0.1$)	7.03(+1)			
Serylglycine ($\mu = 0.15$)	2.10(+1)	7.33(0)		
L-Seryl-L-leucine	3.08(+1)	7.45(0)		
Solanine	7.34(+1)			
D-Sorbitol (17.5°C)	13.60			
L-(-)-Sorbose (18°C)	11.55			
Sparteine	4.49(+1)	11.76(0)		
Spinaceamine ($\mu = 0.1$)	4.895(+2)	8.90(+1)		
Spinacine	1.649(+2)	4.936(+1)	8.663(0)	
L-Strychnine (15°C)	2.50	8.20		
Succinamic acid (succinic acid monoamide)	4.39(0)			
Succinic acid	4.207	5.635		
DL-Succinimide	9.623			
β -(4'-Sulfaminophenyl)alanine	1.99(+1)	8.64(0)	10.26(-1)	
3-Sulfamylbenzoic acid	3.54			
4-Sulfamylbenzoic acid	3.47			
4-Sulfamylphenylphosphoric acid	1.42	6.38	10.0	
Sulfanilamide	10.43(+1)			
Sulfoacetic acid	—	4.0		
3-Sulfobenzoic acid	—	3.78		
4-Sulfobenzoic acid	—	3.72		
3-Sulfophenol	0.39	9.07		
4-Sulfophenol	0.58	8.70		
2-Sulfopropanoic acid	1.99			
5-Sulfosalicyclic acid	2.49	12.00		
Sylvic acid	7.62			
D-Tartaric acid	3.036	4.366		
meso-Tartaric acid	3.22	4.81		
Tetracycline ($\mu = 0.005$)	3.30(+1)	7.68	9.69	
Tetrahydrohombine	10.59(+1)			
Tetraethylenepentamine [$\mu = 0.1$; pK_s 9.67(+1)]	2.98(+5)	4.72(+4)	8.08(+3)	9.10(+2)
1,4,5,6-Tetrahydro-1,2-dimethylpyridine	11.38(+1)			
1,4,5,6-Tetrahydro-2-methylpyridine	9.53(+1)			
cis-Tetrahydronaphthalene-2,3-dicarboxylic acid (20°C)	3.98	6.47		
trans-Tetrahydronaphthalene-2,3-dicarboxylic acid (20°C)	4.00	5.70		
5,6,7,8-Tetrahydro-1-naphthol	10.28			
5,6,7,8-Tetrahydro-2-naphthol	10.48			
Tetrahydroserpentine	10.55(+1)			
2,3,5,6-Tetramethylbenzoic acid	3.415			
Tetramethylenebis(thioacetic acid) (18°C)	3.463	4.423		
Tetramethylenediamine	9.22(+2)	10.75(+1)		
N,N,N',N'-Tetramethylethylenediamine	2.20(+2)	6.35(+1)		
2,3,5,6-Tetramethyl-4-methylaminopyridine	0.07(+1)			

TABLE 8.8 pK_a Values of Organic Materials in Water at 25°C (Continued)

Substance	pK_1	pK_2	pK_3	pK_4
2,2,6,6-Tetramethylpiperidine ($\mu = 0.5$)	1.24(+1)			
2,3,5,6-Tetramethylpyridine (20°C)	7.90(+1)			
Tetramethylsuccinic acid	3.50	7.28		
1,2,3,4-Tetrazole	4.90			
Thebaine	7.95(+1)			
2-Thenoyltrifluoroacetone	5.70(0)			
Theobromine	0.68(+1)	7.89		
Theophylline	<1(+1)	8.80		
Thiazoline	2.53(+1)			
Thioacetic acid	3.33			
<i>o</i> -Thiocresol	6.64			
<i>m</i> -Thiocresol	6.58			
<i>p</i> -Thiocresol	6.52			
Thiocyanatoacetic acid	2.58			
2,2'-Thiodiacetic acid	3.32	4.29		
4,4'-Thiodibutanoic acid (18°C)	4.351	5.275		
3,3'-Thiodipropanoic acid (18°C)	4.085	5.075		
3-Thio- <i>S</i> -methylcarbazide ($\mu = 0.1$)	7.563(+1)			
1-Thionylcarboxylic acid	3.53			
2-Thionylcarboxylic acid	4.10			
2-Thiophenecarboxylic acid (30°C)	3.529			
3-Thiophenecarboxylic acid (3-thenoic acid)	4.10			
Thiophenol	6.50			
3-Thiosemicarbazide ($\mu = 0.1$)	1.5(+1)			
3-Thiosemicarbazide-1,1-diacetic acid (30°C)	2.94	4.07		
Thiourea	2.03(+1)			
Thorin	3.7	8.3	11.8	
Thymidine	9.79	12.85		
<i>p</i> -Toluenesulfinic acid	1.7			
Tolhydroquinone	10.03	11.62		
<i>o</i> -Toluidine	4.45(+1)			
<i>m</i> -Toluidine	4.71(+1)			
<i>p</i> -Toluidine	5.08(+1)			
<i>o</i> -Tolylacetic acid (18°C)	4.36			
<i>p</i> -Tolylacetic acid (18°C)	4.36			
<i>o</i> -Tolylarsonic acid	3.82	8.85		
<i>m</i> -Tolylarsonic acid	3.82	8.60		
<i>p</i> -Tolylarsonic acid	3.70	8.68		
<i>o</i> -Tolylphosphonic acid	2.10	7.68		
<i>m</i> -Tolylphosphonic acid	1.88	7.44		
<i>p</i> -Tolylphosphonic acid	1.84	7.33		
3-Tolylselenic acid	4.80			
4-Tolylselenic acid	4.88			
Triacetylmethane	5.81			
Triallylamine	8.31(+1)			
1,3,5-Triazine-2,4,6-triol	7.20	11.10		
1 <i>H</i> -1,2,3-Triazole	—	9.26		
1 <i>H</i> -1,2,4-Triazole	2.386(+1)	9.972		
1,2,3-Triazole-4-carboxylic acid	3.22	8.73		

TABLE 8.8 pK_a Values of Organic Materials in Water at 25°C (Continued)

Substance	pK_1	pK_2	pK_3	pK_4
1,2,3-Triazole-4,5-dicarboxylic acid	1.86	5.90	9.30	
1,2,4-Triazolidine-3,5-dione (urazole)	5.80			
Tribromoacetic acid	-0.147			
2,4,6-Tribromobenzoic acid	1.41			
Trichloroacetic acid	0.52			
Trichloroacrylic acid	1.15			
3,3,3-Trichlorolactic acid	2.34			
Trichloromethylphosphonic acid	1.63	4.81		
2,4,5-Trichlorophenol	7.37			
3,4,5-Trichlorophenol	7.839			
Tricine (20°C)	8.15			
Triethanolamine	7.76(+1)			
Triethylamine	10.72(+1)			
Triethylenediamine	4.18(+2)	8.19(+1)		
Triethylenetetramine (20°C)	3.32(+4)	6.67(+3)	9.20(+2)	9.92(+1)
Triethylsuccinic acid	2.74			
Trifluoroacetic acid	0.50			
Trifluoroacrylic acid	1.79			
4,4,4-Trifluoro-2-aminobutanoic acid	1.600(+1)	8.169(0)		
4,4,4-Trifluoro-3-aminobutanoic acid	2.756(+1)	5.822(0)		
4,4,4-Trifluorobutanoic acid	4.16			
α,α,α -Trifluoro- <i>m</i> -cresol	8.950			
4,4,4-Trifluorocrotonic acid	3.15			
5,5,5-Trifluoroleucine	2.045(+1)	8.942(0)		
3-(Trifluoromethyl)aniline	3.5(+1)			
4-(Trifluoromethyl)aniline	2.6(+1)			
3-Trifluoromethylphenol	8.950			
5-Trifluoromethyl-1,2,3,4-tetrazole	1.70			
6,6,6-Trifluoronorleucine	2.164(+1)	9.463(0)		
5,5,5-Trifluoronorvaline	2.042(+1)	8.916(0)		
5,5,5-Trifluoropentanoic acid	4.50			
3,3,3-Trifluoropropanoic acid	3.06			
4,4,4-Trifluorothreonine	1.554(+1)	7.822(0)		
4,4,4-Trifluorovaline	1.537(+1)	8.098(0)		
1,2,3-Trihydroxybenzene (pyrogallol)	9.03(0)	11.63(-1)		
1,3,5-Trihydroxybenzene (phloroglucinol)	8.45(0)	8.88(-1)		
2,4,6-Trihydroxybenzoic acid	1.68(0)			
3,4,5-Trihydroxybenzoic acid	4.19(0)	8.85(-1)		
3,4,5-Trihydroxycyclohex-1-ene-1-carboxylic acid [D -(-)-shikimic acid]	4.15			
2,4,6-Tri(hydroxymethyl)phenol	9.56			
Triisobutylamine	10.42(+1)			
Trimethylamine	9.80(+1)			
3-(Trimethylamino)phenol	8.06			
4-(Trimethylamino)phenol	8.35			

TABLE 8.8 pK_a Values of Organic Materials in Water at 25°C (Continued)

Substance	pK_1	pK_2	pK_3	pK_4
2,4,6-Trimethylaniline	4.38(+1)			
2,4,6-Trimethylbenzoic acid	3.448			
Trimethylenebis(thioacetic acid) (18°C)	3.435	5.383		
2,3,4-Trimethylphenol	10.59			
2,4,5-Trimethylphenol	10.57			
2,4,6-Trimethylphenol	10.88			
3,4,5-Trimethylphenol	10.25			
2,3,6-Trimethylpyridine ($\mu = 0.5$)	7.60(+1)			
2,4,6-Trimethylpyridine	7.43(+1)			
2,4,6-Trimethylpyridine-1-oxide	1.990(+1)			
3-(Trimethylsilyl)benzoic acid	4.089			
4-(Trimethylsilyl)benzoic acid	4.192			
2,4,5-Trimethylthiazole ($\mu = 0.1$)	4.55			
2,4,6-Trinitroaniline (picramide)	-10.23(+1)			
2,4,6-Trinitrobenzene acid	0.654			
2,2,2-Trinitroethanol	2.36			
Trinitromethane (20°C)	0.17			
Triphenylacetic acid	3.96			
Tripropylamine	10.66(+1)			
Tris(2-hydroxyethyl)amine	7.762(+1)			
Tri(hydroxymethyl)aminomethane (TRIS)	8.08(+1)			
2-[Tris(hydroxymethyl)methyl amino]-1-ethanesulfonic acid (TES)	7.50			
3-[Tris(hydroxymethyl)methyl amino]-1-propanesulfonic acid (TAPS) (20°C)	8.4			
N-[Tris(hydroxymethyl)methyl]- glycine (tricine)	2.023(+1)	8.135		
Tris(trimethylsilyl)amine	4.70(+1)			
Trithiocarbonic acid (20°C)	2.64			
Tropacocaine (15°C)	9.88(+1)			
3-Tropanol (tropine)	10.33(+1)			
Trypsin ($\mu = 0.1$)	6.25			
L-Tryptophan	2.38(+1)	9.39(0)		
DL-Tyrosine	2.18(+1)	9.11(0)	10.6(OH)	
Tyrosine amide	7.48	9.89		
Tyrosine, ethyl ester	7.33	9.80		
Tyrosylarginine ($\mu = 0.01$)	2.65(+1)	7.39(0)	9.36(-1)	11.62(-2)
Tyrosyltyrosine	3.52(+1)	7.68(0)	9.80(-1)	10.26(-2)
α -Ureidobutanoic acid	3.886(0)			
γ -Ureidobutanoic acid	4.683(0)			
β -Ureidopropanoic acid	4.487(0)			
Uric acid	5.40	5.53		
Uridine	9.30			
Uridine-5'-diphosphoric acid	7.16			
Uridine-5'-phosphoric acid (5'-uri- dylic acid)	6.63			
Uridine-5'-triphosphoric acid	7.58			

TABLE 8.8 pK_a Values of Organic Materials in Water at 25°C (Continued)

Substance	pK_1	pK_2	pK_3	pK_4
DL -Valine	2.32(+1)	9.61(0)		
L -Valine	2.296(+1)	9.79(0)		
Valine amide ($\mu = 0.2$)	8.00			
L -Valine, methyl ester	7.49(+1)			
L -Valylglycine	3.23(+1)	8.00(0)		
Vetramine	7.49(+1)			
Veratrine	8.85(+1)			
Vinylmethylamine	9.69(+1)			
2-Vinylpyridine	4.98(+1)			
4-Vinylpyridine	5.62(+1)			
Vitamin B ₁₂	7.64(+1)			
Xanthine (40°C)	0.68(+1)			
Xanthosine	<2.5(+1)	5.67(0)	12.00(-1)	
Xylenol Orange [pK_5 10.46(-4); pK_6 12.28(-5)]	—	2.58(-1)	3.23(-2)	6.37(-3)
D -(+)-Xylose	12.15(0)			
Zincon	—	4	7.85	15

TABLE 8.9 Selected Equilibrium Constants in Aqueous Solution at Various Temperatures

Abbreviations Used in the Table

- (+1), protonated cation
 (0), neutral molecule
 (−1), singly ionized anion
 (−2), doubly ionized anion
 pK_{auto} , negative logarithm (base 10) of autoprotolysis constant
 pK_{sp} , negative logarithm (base 10) of solubility product

Substance	Temperature, °C									
	0	5	10	15	20	25	30	35	40	50
Acetic acid (0)	4.780	4.770	4.762	4.758	4.757	4.756	4.757	4.762	4.769	4.787
DL-N-Acetylalanine (+1)		3.699	3.699	3.703	3.708	3.715	3.725	3.733	3.745	3.774
β -Acetylaminopropionic (+1)		4.479	4.465	4.465	4.449	4.445	4.444	4.443	4.445	4.457
N-Acetylglycine (+1)		3.682	3.676	3.673	3.667	3.670	3.673	3.678	3.685	3.706
α -Alanine										
(+1)	2.42		2.39		2.35	2.34	2.33	2.33	2.33	2.33
(0)	10.59		10.29		10.01	9.87	9.74	9.62	9.49	9.26
2-Aminobenzenesulfonic acid (0), pK_2	2.633	2.591	2.556	2.521	2.448	2.459	2.431	2.404	2.380	2.338
3-Aminobenzenesulfonic acid (0), pK_2	4.075	4.002	3.932	3.865	3.799	3.738	3.679	3.622	3.567	3.464
4-Aminobenzenesulfonic acid (0), pK_2	3.521	3.457	3.398	3.338	3.283	3.227	3.176	3.126	3.079	2.989
3-Aminobenzoic acid (0)					4.90	4.79	4.75		4.68	4.60
4-Aminobenzoic acid (0)					4.95	4.85	4.90		4.95	5.10
2-Aminobutyric acid										
(+1)			2.334			2.286		2.289 ^{37.5°C}		2.297
(0)			10.530			9.380		9.518 ^{37.5°C}		9.234
4-Aminobutyric acid										
(+1)			4.057	4.046	4.038	4.031	4.027	4.025	4.027	4.032
(0)			11.026	10.867	10.706	10.556	10.409	10.269	10.114	9.874
2-Aminoethylsulfonic acid (0)			9.452	9.316	9.186	9.061	8.940	8.824	8.712	9.499

TABLE 8.9 Selected Equilibrium Constants in Aqueous Solution at Various Temperatures (*Continued*)

Substance	Temperature, °C									
	0	5	10	15	20	25	30	35	40	50
2-Amino-3-methylpentanoic acid (+ 1)	2.365 ^{1°C}		2.338 ^{12.5°C}			2.320		2.317 ^{37.5°C}		2.332
(0)	10.460 ^{1°C}		10.100 ^{12.5°C}			9.758		9.439 ^{37.5°C}		9.157
2-Amino-2-methyl- 1,3-propanediol	9.612	9.433	9.266	9.104	8.951	8.801	8.659	8.519	8.385	8.132
2-Amino-2-methylpropionic acid (+ 1)	2.419 ^{1°C}		2.380 ^{12.5°C}			2.357		2.351 ^{37.5°C}		2.356
(0)	10.960 ^{1°C}		10.580 ^{12.5°C}			10.205		9.872 ^{37.5°C}		9.561
2-Aminopentanoic acid (+ 1)	2.376 ^{1°C}		2.347			2.318			2.309	2.313
(0)	10.508 ^{1°C}			10.154 ^{12.5°C}		9.808		9.490 ^{37.5°C}		9.198
3-Aminopropionic acid (+ 1)	3.656	3.627		3.583		3.551		3.524	3.517	
(0)	11.000	10.830		10.526		10.235		9.963	9.842	
4-Aminopyridine (+ 1)	9.873	9.704	9.549	9.398	9.252	9.114	8.978	8.846	8.717	8.477
Ammonium ion (+ 1)	10.081	9.904	9.731	9.564	9.400	9.245	9.093	8.947	8.805	8.539
Arginine (+ 1)	1.914	1.885	1.870	1.849	1.837	1.823	1.814	1.801	1.800	1.787
(0)	9.718	9.563	9.407	9.270	9.123	8.994	8.859	8.739	8.614	8.385
Barbituric acid (+ 1)				3.969	3.980	4.02	4.00	4.008	4.017	4.032
(0)				8.493	8.435	8.372	8.302	8.227	8.147	7.974
Benzoic acid (0)		4.231	4.220	4.215	4.206	4.204	4.203	4.207	4.219	4.223
Boric acid (0)	9.508	9.439	9.380	9.327	9.280	9.236	9.197	9.161	9.132	9.080
Bromoacetic acid (0)				2.875	2.887	2.902	2.918	2.936		
3-Bromobenzoic acid (0)				3.818	3.813	3.810	3.808	3.810	3.813	
4-Bromobenzoic acid (0)				4.011	4.005	3.99	4.001	4.001	4.003	
Bromopropionic acid (0)			1.786	1.814	1.839	1.855	1.879	1.900	1.919	

3- <i>tert</i> -Butylbenzoic acid (0)				4.266	4.231	4.199	4.170	4.143	4.119	
4- <i>tert</i> -Butylbenzoic acid (0)				4.463	4.425	4.389	4.354	4.320	4.287	
2-Butynoic acid (0)			2.618	2.626	2.611	2.620	2.618	2.621	2.631	
Butyric acid (0)	4.806	4.804	4.803	4.805	4.810	4.817	4.827	4.840	4.854	4.885
DL - <i>N</i> -Carbamoylalanine (+ 1)		3.898	3.894	3.891	3.890	3.892	3.896	3.902	3.908	3.931
<i>N</i> -Carbamoylglycine (+ 1)		3.911	3.900	3.889	3.879	3.876	3.874	3.873	3.875	3.888
Carbon dioxide + water										
(0)	6.577	6.517	6.465	6.429	6.382	6.352	6.327	6.309	6.296	6.285
(- 1)	10.627	10.558	10.499	10.431	10.377	10.329	10.290	10.250	10.220	10.172
Chloroacetic acid (0)				2.845	2.856	2.867	2.883	2.900		
3-Chlorobenzoic acid (0)				3.838	3.831	3.83	3.825	3.826	3.829	
4-Chlorobenzoic acid (0)				4.000	3.991	3.986	3.981	3.980	3.981	
Chloropropynoic acid (0)			1.766	1.796	1.820	1.845	1.864	1.879	1.893	
Citric acid										
(0)	3.220	3.200	3.176	3.160	3.142	3.128	3.116	3.109	3.099	3.095
(- 1)	4.837	4.813	4.797	4.782	4.769	4.761	4.755	4.751	4.750	4.757
(- 2)	6.393	6.386	6.383	6.384	6.388	6.396	6.406	6.423	6.439	6.484
Cyanoacetic acid (0)		2.445	2.447	2.452	2.460	2.460	2.482	2.496	2.511	
2-Cyano-2-methylpropionic acid										
(0)		2.342	2.360	2.379	2.400	2.422	2.446	2.471	2.498	
5,5-Diethylbarbituric acid (0)	8.40	8.30	8.22	8.169	8.094	8.020	7.948	7.877	7.808	7.673
Diethylmalonic acid										
(0)			2.129	2.136	2.144	2.151	2.160	2.172	2.187	
(- 1)			7.400	7.401	7.408	7.417	7.428	7.441	7.457	
2,3-Dimethylbenzoic acid (0)				3.663	3.687	3.771	3.726	3.762	3.788	
2,4-Dimethylbenzoic acid (0)				4.154	4.187	4.217	4.244	4.268	4.290	
2,5-Dimethylbenzoic acid (0)				3.911	3.954	3.990	4.020	4.045	4.065	
2,6-Dimethylbenzoic acid (0)				3.234	3.304	3.362	3.409	3.445	3.472	
3,5-Dimethylbenzoic acid (0)				4.292	4.299	4.302	4.304	4.306	4.306	
<i>N,N'</i> -Dimethylethylenamine-										
<i>N,N'</i> -diacetic acid										
(0)	6.294		6.169		6.047		5.926		5.803	
(- 1)	10.446		10.268		10.068		9.882		9.684	
<i>N,N</i> -Dimethylglycine (0)		10.34		10.14		9.94		9.76		
3,5-Dinitrobenzoic acid (0)			2.60		2.73		2.85		2.96	3.07

TABLE 8.9 Selected Equilibrium Constants in Aqueous Solution at Various Temperatures (*Continued*)

Substance	Temperature, °C									
	0	5	10	15	20	25	30	35	40	50
2-Ethylbutyric acid (0)	4.623		4.664		4.710	4.751	4.758		4.812	4.869
5-Ethyl-5-phenylbarbituric acid (0)				7.592	7.517	7.445	7.377	7.311	7.248	7.130
Fluoroacetic acid (0)				2.555	2.571	2.586	2.604	2.624		
Formic acid (0)	3.786	3.772	3.762	3.757	3.753	3.751	3.752	3.758	3.766	3.782
2-Furancarboxylic acid (0)						3.164	3.200	3.216		3.239
Glucose-1-phosphate (0)		6.506	6.500	6.499	6.500	6.504	6.510	6.519	6.531	6.561
Glycerol-1-phosphoric acid (-1)		6.642	6.641	6.643	6.648	6.656	6.666	6.679	6.695	6.733
Glycerol-2-phosphoric acid (0)		1.223	1.245	1.271	1.301	1.335	1.372	1.413	1.457	1.554
(-1)		6.657	6.650	6.646	6.646	6.650	6.657	6.666	6.679	6.712
Glycine (+1)			2.397	2.380	2.36	2.351	2.34	2.33	2.327	2.32
(0)		10.34	10.193	10.044	9.91	9.780	9.65	9.53	9.412	9.19
Glycolic acid (0)	3.875		3.844 ^{12.5°C}			3.831		3.833 ^{37.5°C}		3.849
Glycylasparagine (+1)		2.968	2.958	2.952	2.943	2.942	2.942	2.944	2.947	2.959
N-Glycylglycine (+1)	3.201					3.126				3.159
			8.594 ^{12.5°C}			8.252		7.948 ^{37.5°C}		7.668
Hexanoic acid (0)	4.840		4.839		4.849		4.865		4.890	4.920
Hydrogen cyanide (0)			9.63	9.49	9.36	9.21	9.11	8.99	8.88	
Hydrogen peroxide (0)	12.23			11.86	11.75	11.65	11.55	11.45		11.21
Hydrogen sulfide (0)		7.33	7.24	7.13	7.05	6.97	6.90	6.82	6.79	6.69
(-1)		13.5		13.2		12.90	12.75	12.6		
4-Hydroxybenzoic acid (0)				4.596	4.586	4.582	4.577	4.576	4.578	
Hydroxylamine (0)				6.186	6.063	5.948		5.730		
2-Hydroxy-1-naphthoic acid (0)					3.29		3.24		3.19	3.26
(-1)					9.68		9.65		9.61	9.58

4-Hydroxyproline (+ 1)	1.900 ^{1°C}		1.850 ^{12.5°C}			1.818		1.798 ^{37.5°C}		1.796
(0)	10.274 ^{1°C}		9.958 ^{12.5°C}			9.662		9.394 ^{37.5°C}		9.138
2-Hydroxypropionic acid (0)	3.880	3.873	3.868	3.861	3.857	3.858	3.861	3.867	3.873	3.895
DL -2-Hydroxysuccinic acid (0)	3.537	3.520	3.494	3.482	3.472	3.458	3.452	3.446	3.444	3.445
(- 1)	5.119	5.108	5.098	5.096	5.096	5.097	5.099	5.104	5.117	5.149
Hypobromous acid (0)				8.83				8.60		
Hypochlorous acid (0)	7.82	7.75	7.69	7.63	7.58	7.54	7.50	7.46		7.05
Imidazole (+ 1)	7.581	7.467	7.334	7.216	7.103	6.993	6.887	6.784	6.685	6.497
Iodoacetic acid (0)				3.143	3.158	3.175	3.193	3.213		
DL -Isoleucine (+ 1)	2.365		2.338 ^{12.5°C}			2.318		2.317 ^{37.5°C}		2.332
(0)	10.460		10.100 ^{12.5°C}			9.758		9.439 ^{37.5°C}		9.157
Isopropylmalonic acid, mononitrile (0)		2.299	2.320	2.343	2.365	2.401	2.427	2.452	2.481	
Lactic acid (0)	3.880	3.873	3.868	3.862	3.857	3.858	3.861	3.867	3.873	3.895
Lead sulfate, p <i>K</i> _{sp}	8.01			7.87		7.80		7.73		7.63
DL -Leucine (+ 1)	2.383 ^{1°C}		2.348 ^{12.5°C}			2.328		2.327 ^{37.5°C}		2.333
(0)	10.458 ^{1°C}		10.095 ^{12.5°C}			9.744		9.434 ^{37.5°C}		9.142
Malonic acid (- 1)	5.670	5.665	5.667	5.673	5.683	5.696	5.710	5.730	5.753	5.803
Mannose (0)			12.45			12.08			11.81	
Mercury(I) chloride, p <i>K</i> _{sp}			18.65	18.48	18.27	17.88		16.79		
Methanol (solvent), p <i>K</i> _{auto}		17.12		16.84		16.71	16.65	16.53		
Methylamine (+ 1)	11.496		11.130		10.787	10.62	10.466		10.161	9.876
Methylaminodiacetic acid (0)	2.138		2.142		2.146		2.150		2.154	
(- 1)	10.474		10.287		10.088		9.920		9.763	
3-Methylbenzoic acid (0)				4.303	4.285	4.269	4.256	4.244	4.235	
4-Methylbenzoic acid (0)				4.390	4.376	4.362	4.349	4.336	4.322	
3-Methylbutyric acid (0)	4.726		4.742		4.767		4.794		4.831	4.871
4-Methylpentanoic acid (0)	4.827		4.827		4.837		4.853		4.879	4.908

TABLE 8.9 Selected Equilibrium Constants in Aqueous Solution at Various Temperatures (*Continued*)

Substance	Temperature, °C									
	0	5	10	15	20	25	30	35	40	50
5-Methyl-5-phenylbarbituric acid (0)				8.104	8.057	8.011	7.966	7.922	7.879	7.797
2-Methylpropionic acid (0)	4.825		4.827		4.840	4.853	4.886		4.918	4.955
2-Methyl-2-propylamine (+1)		11.439	11.240	11.048	10.862	10.682	10.511	10.341		
Nitric acid (0)	-1.65					-1.38				-1.20
Nitritotriacetic acid (0)	1.69		1.65		1.65		1.66		1.67	
(-1)	2.95		2.95		2.94		2.96		2.98	
(-2)	10.59		10.45		10.33		10.23			
4-Nitrobenzoic acid (0)				3.448	3.444	3.441	3.441	3.442	3.445	
Nitrous acid (0)				3.244	3.177	3.138		3.100		
DL-Norleucine										
(+1)	2.394		2.356 ^{12.5°C}			2.335		2.324 ^{37.5°C}		2.328
(0)	10.564		10.190 ^{12.5°C}			9.834		9.513 ^{37.5°C}		9.224
Oxalic acid (-1)	4.210	4.216	4.227	4.240	4.254	4.272	4.295	4.318	4.349	4.409
2,4-Pentanedione (0)	9.07					8.95			8.90	
Pentanoic acid (0)	4.823		4.763		4.835	4.842	4.851		4.861	4.906
Phenylalanine (0)			9.75			9.31			8.96	
Phosphoric acid (0)	2.056	2.073	2.088	2.107	2.127	2.148	2.171	2.196	2.224	2.277
(-1)	7.313	7.282	7.254	7.231	7.213	7.198	7.189	7.185	7.181	7.183
<i>o</i> -Phthalic acid (0)	2.925	2.927	2.931	2.937	2.943	2.950	2.958	2.967	2.978	3.001
(-1)	5.432	5.418	5.410	5.405	5.405	5.408	5.416	5.427	5.442	5.485
Piperidine (+1)	11.963	11.786	11.613	11.443	11.280	11.123	10.974	10.818	10.670	10.384
Proline										
(+1)	2.011		1.964 ^{12.5°C}			1.952		1.950 ^{37.5°C}		1.958
(0)	11.296		10.972 ^{12.5°C}			10.640		10.342 ^{37.5°C}		10.064
Propenoic acid (0)				4.267	4.250	4.247	4.249	4.267	4.301	

<i>N</i> -Propionylglycine (+ 1)		3.728	3.723	3.718	3.716	3.718	3.721	3.725	3.731	3.750
Propynoic acid (0)			1.791	1.829	1.867	1.887	1.940	1.932	1.963	
Pyrrolidine (+ 1)	12.17	11.98	11.81	11.63	11.43	11.30	11.15	10.99	10.84	11.56
Serine										
(+ 1)	2.296 ^{1°C}		2.232 ^{12.5°C}			2.186		2.154 ^{37.5°C}		2.132
(0)	9.880 ^{1°C}		9.542 ^{12.5°C}			9.208		8.904 ^{37.5°C}		8.628
Silver bromide, p <i>K</i> _{sp}		13.33		12.83	12.57	12.30	12.07	11.83	11.61	11.19
Silver chloride, p <i>K</i> _{sp}		10.595		10.152		9.749		9.381	9.21	8.88
Succinic acid										
(0)	4.285	4.263	4.245	4.232	4.218	4.207	4.198	4.191	4.188	4.186
(− 1)	5.674	5.660	5.649	5.642	5.639	5.635	6.541	5.647	5.654	5.680
Sulfuric acid (− 1)	1.778	1.812 ^{4,3°C}		1.894		1.987	2.05	2.095	2.17	2.246
Sulfurous acid (0)	1.63		1.74			1.89		1.98		2.12
D -Tartaric acid										
(0)	3.118	3.095	3.075	3.057	3.044	3.036	3.025	3.019	3.018	3.021
(− 1)	4.426	4.407	4.391	4.381	4.372	4.366	4.365	4.367	4.372	4.391
2,3,5,6-Tetramethylbenzoic acid				3.310	3.367	3.415	3.453	3.483	3.505	
(0)										
Threonine										
(+ 1)	2.200 ^{1°C}		2.132 ^{12.5°C}			2.088		2.070 ^{37.5°C}		2.055
(0)	9.748 ^{1°C}		9.420 ^{12.5°C}			9.100		8.812 ^{37.5°C}		8.548
<i>o</i> -Toluidine (0)				4.58	4.495	4.45	4.345	4.28	4.20	
1,2,4-Triazole										
(+ 1)			2.451		2.418	2.386	2.327			
(0)			10.205		10.083	9.972	9.768			
3,4,5-Trihydroxybenzoic acid (0)					4.19		4.30		4.38	4.53
Tris(2-hydroxyethyl)amine (+ 1)	8.290	8.173	8.067	7.963	7.861	7.762	7.666	7.570	7.477	7.299
2,4,6-Trimethylbenzoic acid (0)				3.325	3.391	3.448	3.498	3.541	3.577	
3-Trimethylsilylbenzoic acid (0)				4.142	4.116	4.089	4.060	4.029	3.996	
4-Trimethylsilylbenzoic acid (0)				4.270	4.230	4.192	4.155	4.119	4.084	
β -Ureidopropionic acid (0)		4.514	4.505	4.497	4.490	4.487	4.486	4.486	4.488	4.500
DL -Valine										
(+ 1)	2.320		2.297 ^{12.5°C}			2.296		2.292 ^{37.5°C}		2.310
(0)	10.413		10.064 ^{12.5°C}			9.719		9.405 ^{37.5°C}		9.124

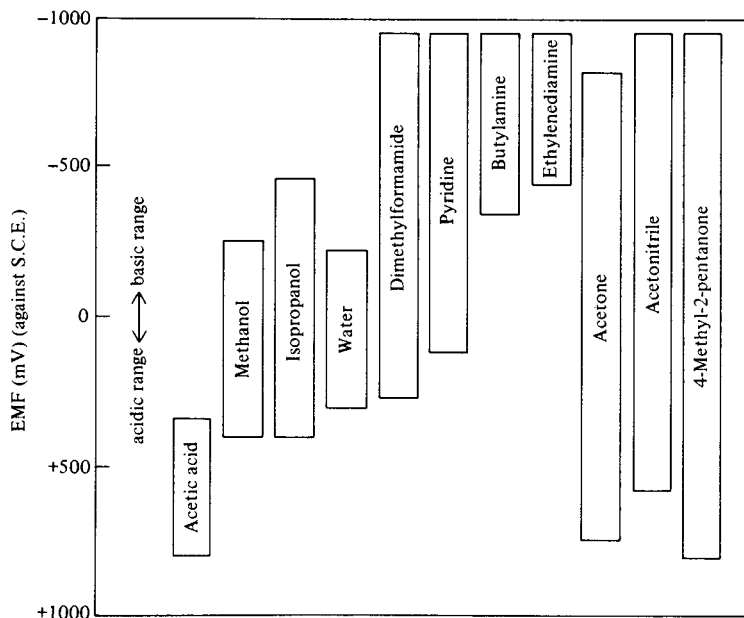


FIGURE 8.1 Approximate potential ranges in nonaqueous solvents.

TABLE 8.10 Properties of Common Acid-Base Solvents

Solvent	Potential Span, mV	$-\log K_s$	Dielectric Constant, 25°C
Acetic acid	400	14.5	6.1(20°)
Acetic anhydride	800	14.5	20.7(20°)
Acetone	1600		20.7
Acetonitrile	1600	26.5	37.5(20°)
Ammonia (at -50°C)		33	22(-33°)
<i>n</i> -Butanol	900		17.1
<i>n</i> -Butylamine	500		4.88(20°)
Chlorobenzene	1500		5.62
<i>N,N</i> -Dimethylformamide	1300	18.0	36.71
Dimethylsulfoxide		17.3	46.6
Ethanol	800	19.1	24.55
Ethanolamine		5.1	37.7
Ethyl acetate	1500		6.02
Ethylenediamine	500	15.3	14.2(20°)
Formic acid	200	6.2	58.5
Methanol	800	16.7	32.7
4-Methyl-2-pentanone (methyl isobutyl ketone)	1600	25.0	13.1(20°)
Nitromethane	1000		35.8(30°)
2-Propanol	900		19.92
Pyridine	1000		12.3
Sulfuric acid		3.85	101
Water	800	14.0	78.3

TABLE 8.11 pK_a Values for Proton-Transfer Reactions in Nonaqueous Solvents

Acid	Methanol	Ethanol	Other Solvents
Acetic acid	9.52	10.32	11.4 ^a , 9.75 ^d
<i>p</i> -Aminobenzoic acid	10.25		
Ammonium ion	10.7		6.40 ^b
Anilinium ion	6.0	5.70	
Benzoic acid		10.72	10.0 ^a
Bromocresol purple	11.3	11.5	
Bromocresol green	9.8	10.65	
Bromophenol blue	8.9	9.5	
Bromothymol blue	12.4	13.2	
Di- <i>n</i> -butylammonium ion			10.3 ^a
<i>o</i> -Chloroanilinium ion	3.4		
Cyanoacetic acid		7.49	
2,5-Dichloroanilinium ion			9.48 ^b
Dimethylaminoazobenzene		5.2	6.32 ^b
<i>N,N'</i> -Dimethylanilinium ion		4.37	
Formic acid		9.15	
Hydrobromic acid			5.5 ^c
Hydrochloric acid			8.55 ^b , 8.9 ^c
Methyl orange	3.8	3.4	
Methyl red (acid range)	4.1	3.55	
(alkaline range)	9.2	10.45	
Methyl yellow	3.4	3.55	
Neutral red	8.2	8.2	
<i>o</i> -Nitrobenzoic acid	7.6		
<i>m</i> -Nitrobenzoic acid	8.3		
<i>p</i> -Nitrobenzoic acid	8.4		
Perchloric acid			4.87 ^b
Phenol	14.0		
Phenol red	12.8	13.4	
Phthalic acid, pK_2	11.65		11.5 ^d , 6.10 ^d (pK_1)
Picric acid	3.8	3.8	8.9 ^c
Pyridinium ion			6.1 ^b
Salicylic acid	8.7	7.9	
Stearic acid	10.0		
Succinic acid, pK_2	11.4		
Sulfuric acid, pK_1			7.24 ^{b,c}
Tartaric acid, pK_2	9.9		
Thymol blue (alkaline range)	14.0	15.2	
(acid range)	4.7	5.35	
Thymolbenzein (acid range)	3.5		
(alkaline range)	13.1		
<i>p</i> -Toluenesulfonic acid			8.44 ^b
<i>p</i> -Toluidinium ion		6.24	
Tribenzylammonium ion			5.40 ^b
Tropeoline 00	2.2		
Urea (protonated cation)			6.96 ^b
Veronal	12.6		

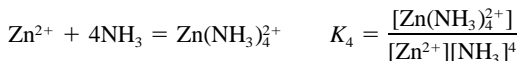
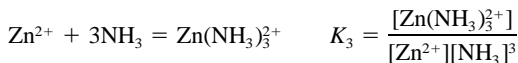
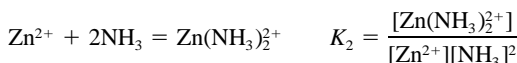
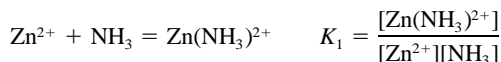
^a Dimethylsulfoxide. ^b Glacial acetic acid. ^c Acetonitrile. ^d Acetone + 10% water.

8.2.2 Formation Constants of Metal Complexes

Each value listed in Tables 8.12 and 8.13 is the logarithm of the overall formation constant for the cumulative binding of a ligand L to the central metal cation M , viz.:

	Cumulative formation constant	Stepwise stability constants
$M + L = ML$	K_1	k_1
$M + 2L = ML_2$	K_2	$k_1 k_2$
.....		
$M + nL = ML_n$	K_n	$k_1 k_2 \cdots k_n$

As an example, the entries in Table 8.12 for the zinc ammine complexes represent these equilibria:



If the stepwise stability or formation constants of the reactions are desired, for the first step $\log K_1 = \log k_1 = 2.37$. For the second and succeeding steps the equilibria and corresponding constants are as follows:



The reverse of the association or formation reactions would represent the dissociation or instability constant for the systems, i.e., $-\log K_f = \log K_{\text{instab}}$.

The data in the tables generally refer to temperatures of about 20 to 25°C. Most of the values in Table 8.12 refer to zero ionic strength, but those in Table 8.13 often refer to a finite ionic strength.

TABLE 8.12 Cumulative Formation Constants for Metal Complexes with Inorganic Ligands

	$\log K_1$	$\log K_2$	$\log K_3$	$\log K_4$	$\log K_5$	$\log K_6$
Ammonia						
Cadmium	2.65	4.75	6.19	7.12	6.80	5.14
Cobalt(II)	2.11	3.74	4.79	5.55	5.73	5.11
Cobalt(III)	6.7	14.0	20.1	25.7	30.8	35.2
Copper(I)	5.93	10.86				
Copper(II)	4.31	7.98	11.02	13.32	12.86	
Iron(II)	1.4	2.2				
Manganese(II)	0.8	1.3				
Mercury(II)	8.8	17.5	18.5	19.28		
Nickel	2.80	5.04	6.77	7.96	8.71	8.74
Platinum(II)						35.3
Silver(I)	3.24	7.05				
Zinc	2.37	4.81	7.31	9.46		
Bromide						
Astatine	2.51 [AtBr]					
Bismuth(III)	4.30	5.55	5.89	7.82		9.70
Bromine	1.24 [Br ₃ ⁻]					
Cadmium	1.75	2.34	3.32	3.70		
Cerium(III)	0.42					
Copper(I)		5.89				
Copper(II)	0.30					
Gold(I)		12.46				
Indium	1.30	1.88	2.48			
Iodine	2.64 [IBr]					
Iron(III)	-0.30	-0.50				
Lead	1.2	1.9		1.1		
Mercury(II)	9.05	17.32	19.74	21.00		
Palladium(II)				13.1		
Platinum(II)				20.5		
Rhodium(III)		14.3	16.3	17.6	18.4	17.2
Scandium	2.08	3.08				
Silver(I)	4.38	7.33	8.00	8.73		
Thallium(I)	0.93					
Thallium(III)	9.7	16.6	21.2	23.9	29.2	31.6
Tin(II)	1.11	1.81	1.46			
Uranium(IV)	0.18					
Yttrium	1.32					
Chloride						
Americium(III)	1.17					
Antimony(III)	2.26	3.49	4.18	4.72		
Bismuth(III)	2.44	4.7	5.0	5.6		
Cadmium	1.95	2.50	2.60	2.80		
Cerium(III)	0.48					
Copper(I)		5.5	5.7			
Copper(II)	0.1	-0.6				
Curium(III)	1.17					
Gold(III)		9.8				
Indium	1.42	2.23	3.23			
Iron(II)	0.36					
Iron(III)	1.48	2.13	1.99	0.01		
Lead	1.62	2.44	1.70	1.60		
Manganese(II)	0.96					
Mercury(II)	6.74	13.22	14.07	15.07		

TABLE 8.12 Cumulative Formation Constants for Metal Complexes with Inorganic Ligands (*Continued*)

	$\log K_1$	$\log K_2$	$\log K_3$	$\log K_4$	$\log K_5$	$\log K_6$
Palladium(II)	6.1	10.7	13.1	15.7		
Platinum(II)		11.5	14.5	16.0		
Plutonium(III)	1.17					
Silver(I)	3.04	5.04		5.30		
Thallium(I)	0.52					
Thallium(III)	8.14	13.60	15.78	18.00		
Thorium	1.38	0.38				
Tin(II)	1.51	2.24	2.03	1.48		
Tin(IV)						4
Uranium(IV)	0.8					
Uranium(VI)	0.22					
Zinc	0.43	0.61	0.53	0.20		
Zirconium	0.9	1.3	1.5	1.2		
Cyanide						
Cadmium	5.48	10.60	15.23	18.78		
Copper(I)		24.0	28.59	30.30		
Gold(I)		38.3				
Iron(II)						35
Iron(III)						42
Mercury(II)				41.4		
Nickel				31.3		
Silver(I)		21.1	21.7	20.6		
Zinc				16.7		
Fluoride						
Aluminum	6.10	11.15	15.00	17.75	19.37	19.84
Beryllium	5.1	8.8	12.6			
Cerium(III)	3.20					
Chromium(III)	4.41	7.81	10.29			
Gadolinium	3.46					
Gallium	5.08					
Indium	3.70	6.25	8.60	9.70		
Iron(III)	5.28	9.30	12.06			
Lanthanum	2.77					
Magnesium	1.30					
Manganese(II)	5.48					
Plutonium(III)	6.77					
Scandium						17.3
Thallium(I)	0.1					
Thallium(III) [TlO ⁺]	6.44					
Thorium	7.65	13.46	17.97			
Titanium(IV) [TiO ²⁺]	5.4	9.8	13.7	18.0		
Uranium(VI)	4.59	7.93	10.47	11.84		
Yttrium	4.81	8.54	12.14			
Zirconium	8.80	16.12	21.94			
Hydroxide						
Aluminum	9.27			33.03		
Antimony(III)		24.3	36.7	38.3		
Arsenic [as AsO ⁺]	14.33	18.73	20.60	21.20		
Beryllium	9.7	14.0	15.2			
Bismuth(III)	12.7	15.8		35.2		
Cadmium	4.17	8.33	9.02	8.62		
Cerium(III)	14.6					
Cerium(IV)	13.28	26.46				

TABLE 8.12 Cumulative Formation Constants for Metal Complexes with Inorganic Ligands (*Continued*)

	$\log K_1$	$\log K_2$	$\log K_3$	$\log K_4$	$\log K_5$	$\log K_6$
Chromium(III)	10.1	17.8		29.9		
Copper(II)	7.0	13.68	17.00	18.5		
Dysprosium	5.2					
Erbium(III)	5.4					
Gadolinium	4.6					
Gallium	11.0	21.7		34.3	38.0	40.3
Indium	9.9	19.8		28.7		
Iodine	9.49	11.24				
Iron(II)	5.56	9.77	9.67	8.58		
Iron(III)	11.87	21.17	29.67			
Lanthanum	3.3					
Lead(II)	7.82	10.85	14.58			61.0
Lutetium	6.6					
Magnesium	2.58					
Manganese(II)	3.90		8.3			
Neodymium	5.5					
Nickel	4.97	8.55	11.33			
Praseodymium	4.30					
Plutonium(III)	7.0					
Plutonium(IV)	12.39					
Plutonium [as PuO_2^{2+}]	8.3	16.6	20.9			
Samarium(III)	4.8					
Scandium	8.9					
Tellurium(IV)			41.6	53.0	64.8	72.0
Thallium(III)	12.86	25.37				
Titanium(III)	12.71					
Uranium(IV)	13.3				41.2	
Uranium(VI) [as UO_2^{2+}]	9.5	22.80		32.4		
Vanadium(III)	11.1	21.6				
Vanadium(IV) [as VO^{2+}]	8.6		[25.8 for $\text{V}_2\text{O}_4(\text{OH})^-$]			
Vanadium(V) [as VO^{3+}]		25.2		46.2	58.5	
Yttrium	5.0					
Zinc	4.40	11.30	14.14	17.66		
Zirconium	14.3	28.3	41.9	55.3		
Iodide						
Bismuth	3.63			14.95	16.80	18.80
Cadmium	2.10	3.43	4.49	5.41		
Copper(I)		8.85				
Indium	1.00	2.26				
Iodine	2.89	5.79				
Iron(III)	1.88					
Lead	2.00	3.15	3.92	4.47		
Mercury(II)	12.87	23.82	27.60	29.83		
Silver	6.58	11.74	13.68			
Thallium(I)	0.72	0.90	1.08			
Thallium(III)	11.41	20.88	27.60	31.82		
Iodate						
Barium	1.05					
Calcium	0.89					
Magnesium	0.72					
Strontium	1.00					
Thorium	2.88	4.79	7.15			

TABLE 8.12 Cumulative Formation Constants for Metal Complexes with Inorganic Ligands (*Continued*)

	log K_1	log K_2	log K_3	log K_4	log K_5	log K_6
Nitrate						
Barium	0.92					
Beryllium	1.62					
Bismuth(III)	1.26					
Cadmium	0.40					
Calcium	0.28					
Cerium(III)	1.04	2.55				
Curium(III)	0.57					
Hafnium	0.92	2.43	4.32	6.40	8.48	10.29
Iron(III)	1.0					
Lanthanum	0.26	0.69	1.27			
Lead	1.18					
Mercury(II)	0.35					
Neodymium	0.52	1.18				
Neptunium(IV)	0.38					
Plutonium(III)	0.77	1.93	3.09			
Plutonium(IV)	0.54					
Strontium	0.82					
Thallium(I)	0.33					
Thallium(III)	0.92					
Thorium	0.78	1.89	2.89	3.63		
Uranium(IV)	0.20	0.37				
Uranium(VI)	0.34	0.45				
Ytterbium	0.45	1.30	2.42			
Zirconium [as ZrO^{2+}]		1.91		3.54		
Pyrophosphate						
Barium	4.6					
Calcium	4.6					
Cadmium	5.6					
Copper(II)	6.7	9.0				
Lead		5.3				
Magnesium	5.7					
Nickel	5.8	7.4				
Strontium	4.7					
Yttrium		9.7				
Zirconium		6.5				
Sulfate						
Cerium(III)	3.40					
Erbium	3.58					
Gadolinium	3.66					
Holmium	3.58					
Indium	1.78	1.88	2.36			
Iron(III)	2.03	2.98				
Lanthanum	3.64					
Neodymium	3.64					
Nickel	2.4					
Plutonium(IV)	3.66					
Praseodymium	3.62					
Samarium	3.66					
Thorium	3.32	5.50				
Uranium(IV)	3.24	5.42				
Uranium(VI)	1.70	2.45	3.30			

TABLE 8.12 Cumulative Formation Constants for Metal Complexes with Inorganic Ligands (*Continued*)

	$\log K_1$	$\log K_2$	$\log K_3$	$\log K_4$	$\log K_5$	$\log K_6$
Yttrium	3.47					
Ytterbium	3.58					
Zirconium	3.79	6.64	7.77			
Sulfite						
Copper(I)	7.5	8.5	9.2			
Mercury(II)		22.66				
Silver	5.30	7.35				
Thiocyanate						
Bismuth	1.15	2.26	3.41	4.23		
Cadmium	1.39	1.98	2.58	3.6		
Chromium(III)	1.87	2.98				
Cobalt(II)	-0.04	-0.70	0	3.00		
Copper(I)	12.11	5.18				
Gold(I)		23		42		
Indium	2.58	3.00	4.63			
Iron(III)	2.95	3.36				
Mercury(II)		17.47		21.23		
Nickel	1.18	1.64	1.81			
Ruthenium(III)	1.78					
Silver		7.57	9.08	10.08		
Thallium(I)	0.80					
Uranium(IV)	1.49	2.11				
Uranium(VI)	0.76	0.74	1.18			
Vanadium(III)	2.0					
Vanadium(IV)	0.92					
Zinc	1.62					
Thiosulfate						
Cadmium	3.92	6.44				
Copper(I)	10.27	12.22	13.84			
Iron(III)	2.10					
Lead		5.13	6.35			
Mercury(II)		29.44	31.90	33.24		
Silver	8.82	13.46				

TABLE 8.13 Cumulative Formation Constants for Metal Complexes with Organic Ligands

Temperature is 25°C and ionic strengths are approaching zero unless indicated otherwise: (a) At 20°C, (b) at 30°C, (c) 0.1 M uni-univalent salt, (d) 1.0 M uni-univalent salt, (e) 2.0 M uni-univalent salt present.

	log K_1	log K_2	log K_3	log K_4
Acetate				
Ag(I)	0.73	0.64		
Ba(II)	0.41			
Ca(II)	0.6			
Cd(II)	1.5	2.3	2.4	
Ce(III)	1.68	2.69	3.13	3.18
Co(II)	1.5	1.9		
Cr(III)	1.80	4.72		
Cu(II) <i>a</i>	2.16	3.20		
Fe(II) <i>c</i>	3.2	6.1	8.3	
Fe(III) <i>a,d</i>	3.2			
In(III)	3.50	5.95	7.90	9.08
Hg(II)		8.43		
La(III) <i>a,e</i>	1.56	2.48	2.98	2.95
Mg(II)	0.8			
Mn(II)	9.84	2.06		
Ni(II)	1.12	1.81		
Pb(II)	2.52	4.0	6.4	8.5
Rare earths <i>a,e</i>	1.6–1.9	2.8–3.0	3.3–3.7	
Sr(II)	0.44			
Tl(III)				15.4
UO ₂ (II) <i>a,e</i>	2.38	4.36	6.34	
Y(III) <i>a,e</i>	1.53	2.65	3.38	
Zn(II)	1.5			
Acetylacetonone				
Al(III) <i>b</i>	8.6	15.5		
Be(II)	7.8	14.5		
Cd(II)	3.84	6.66		
Ce(III)	5.30	9.27	12.65	
Cr(II)	5.9	11.7		
Co(II)	5.40	9.54		
Cu(II)	8.27	16.34		
Dy(III) <i>b</i>	6.03	10.70	14.04	
Er(III) <i>b</i>	5.99	10.67	14.09	
Eu(III) <i>b</i>	5.87	10.35	13.64	
Fe(II)	5.07	8.67		
Fe(III)	11.4	22.1	26.7	
Ga(III)	9.5	17.9	23.6	
Gd(III) <i>b</i>	5.90	10.38	13.79	
Hf(IV)	8.7	15.4	21.8	28.1
Ho(III)	6.05	10.73	14.13	
In(III)	8.0	15.1		
La(III) <i>b</i>	5.1	8.90	11.90	
Lu(III) <i>b</i>	6.23	11.00	13.63	
Mg(II)	3.65	6.27		
Mn(II)	4.24	7.35		
Mn(III)			3.86	
Nd(III)	5.6	9.9	13.1	
Ni(II) <i>a</i>	6.06	10.77	13.09	

TABLE 8.13 Cumulative Formation Constants for Metal Complexes with Organic Ligands (*Continued*)

	log K_1	log K_2	log K_3	log K_4
Pd(II) <i>b</i>	16.2	27.1		
Pr(III) <i>b</i>	5.4	9.5	12.5	
Pu(IV) <i>c</i>	10.5	19.7	28.1	34.1
Sc(III) <i>b</i>	8.0	15.2		
Sm(III) <i>b</i>	5.9	10.4		
Tb(III) <i>b</i>	6.02	10.63	14.04	
Th(IV)	8.8	16.2	22.5	26.7
Tm(IV) <i>b</i>	6.09	10.85	14.33	
U(IV) <i>a,c</i>	8.6	17.0	23.4	29.5
UO ₂ (II) <i>b</i>	7.74	14.19		
VO(II)	8.68	15.79		
V(II)	5.4	10.2	14.7	
Y(III) <i>b</i>	6.4	11.1	13.9	
Yb(III) <i>b</i>	6.18	11.04	13.64	
Zn(II) <i>b</i>	4.98	8.81		
Zr(IV)	8.4	16.0	23.2	30.1
Alizarin red				
Cr(VI)	4.7			
Cu(II)	4.1			
Hf(IV)		10.4		
Mo(VI)		9.6		
Pb(II)	6.0			
Th(IV)		8.24		
UO ₂ (II)	4.22			
V(V)		8.6		
W(VI)		7.8		
Arsenazo				
Hf(IV)	10.07			
Zr(IV)	12.95			
Aurintricarboxylic acid				
Be(II)	4.54			
Cu(II)	4.1	8.81		
Fe(III)	4.68			
Th(IV)	5.04			
UO ₂ (II)	4.77			
Benzoylacetone (75% dioxane)				
Ba(II)		9.4		
Be(II)	12.59	24.01		
Cd(II)	7.79	14.36		
Ce(III)	10.09	19.42	27.04	
Co(II)	9.42	17.83		
Cu(II)	12.05	23.01		
La(III)	6.33	11.66	16.78	
Mg(II)	7.69	14.09		
Mn(II)	8.66	15.78		
Ni(II)	9.58	18.00		
Pb(II)	8.84	16.35		
Pr(III)	7.02	13.62	18.74	
UO ₂ (II)	12.15	23.27		
Y(III)	8.24	14.98	20.57	
Zn(II)	9.62	17.90		

TABLE 8.13 Cumulative Formation Constants for Metal Complexes with Organic Ligands (*Continued*)

	log K_1		log K_2		log K_3		log K_4	
Calmagite								
Ca	6.05							
Mg	8.05							
	Complex of HL ²⁻ Anion		Complex of L ³⁻ Anion		Complex of H ₂ L ⁻			
	log K_1	log K_2	log K_1	log K_2	log K_3			
Citric acid								
Ag	7.1							
Al	7.0		20.0					
Ba	2.98							
Be	4.52							
Ca	4.68							
Cd	3.98		11.3					
Ce(III)		6.18			9.65			3.2
Co(II)	4.8		12.5					
Cu(II)	4.35		14.2					
Eu(III)		6.46			9.80			
Fe(II)	3.08		15.5					
Fe(III)	12.5		25.0					
La		6.97			9.45			6.22
Mg	3.29							
Mn(II)	3.67							
Nd(III)		6.32			9.70			
Ni	5.11		14.3					
Pb	6.50							
Pr								3.4
Ra	2.36							
Sr	2.8							
Tl(I)	1.04							
UO ₂	8.5	10.8						
Y								3.6
Yb					8			
Zn	4.71		11.4					
	log K_1	log K_2	log K_3					
1,2-Diaminocyclohexane-<i>N,N,N',N'</i>-tetraacetic acid								
Al <i>c</i>	17.63							
Ba <i>c</i>	8.64							
Ca <i>c</i>	12.3							
Cd <i>c</i>	19.88							
Ce(III) <i>c</i>	16.76							
Co(II) <i>c</i>	19.57							
Cu(II) <i>c</i>	21.95							
Dy(III) <i>c</i>	19.69							
Er(III) <i>c</i>	20.20							
Eu(III) <i>c</i>	18.77							
Fe(III) <i>c</i>	27.48							
Ga <i>c</i>	22.91							

TABLE 8.13 Cumulative Formation Constants for Metal Complexes with Organic Ligands (*Continued*)

	$\log K_1$	$\log K_2$	$\log K_3$	$\log K_4$
Gd <i>c</i>	18.80			
Hg(II) <i>c</i>	24.4			
Ho <i>c</i>	19.89			
La <i>c</i>	16.35			
Lu <i>c</i>	21.51			
Mg <i>c</i>	10.41			
Mn(II) <i>c</i>	17.43			
Nd <i>c</i>	17.69			
Ni <i>c</i>	19.4			
Pb <i>c</i>	20.33			
Pr <i>c</i>	17.23			
Sm(III) <i>c</i>	18.63			
Sr <i>c</i>	8.92			
Tb <i>c</i>	19.30			
Tm <i>c</i>	20.46			
VO(II) <i>c</i>	19.40			
Y <i>c</i>	19.41			
Yb <i>c</i>	20.80			
Zn <i>c</i>	18.6			
Dibenzoylmethane (75% dioxane)				
Ba	6.10	11.50		
Be	13.62	26.03		
Ca	7.17	13.55		
Cd	8.67	16.63		
Ce(III)	10.99	21.53	30.38	
Co(II)	10.35	20.05		
Cu(II)	12.98	24.98		
Cs	3.42			
Fe(II)	11.15	21.50		
K	3.67			
Li	5.95			
Mg	8.54	16.21		
Mn(II)	9.32	17.79		
Na	4.18			
Ni	10.83	20.72		
Pb	9.75	18.79		
Rb	3.52			
Sr	6.40	12.10		
Zn	10.23	19.65		
	$\log K_1$	$\log K_2$	$\log K_3$	$\log K_7$ [MHL]
4,5-Dihydroxybenzene-1,3-disulfonic acid (Tiron)				
Al	19.02	31.10	33.5	
Ba	4.10			14.6
Ca	5.80			14.8
Cd <i>d</i>	7.69	13.29		
Ce(III)		3.75		
Co(II) <i>d</i>	8.19	14.41		15.7
Cu(II) <i>d</i>	12.76	23.73		18.1

TABLE 8.13 Cumulative Formation Constants for Metal Complexes with Organic Ligands (*Continued*)

	log K_1	log K_2	log K_3	log K_f [MHL]
Fe(III) <i>a,c</i>	20.7	35.9	46.9	22.6
La	12.9			18.6 [La(OH)L]
Mg <i>a,c</i>	6.86			14.6
Mn(II) <i>c</i>	8.6			
Ni <i>a,c</i>	8.56	14.90		15.6
Pb <i>d</i>	11.95	18.28		
Sr <i>c</i>	4.55			
UO ₂ (II) <i>c</i>	15.90			
VO(II)	15.88			
Zn <i>d</i>	9.00	16.91		15.9
	log K_1	log K_2	log K_f [M ₂ L ₃]	
2,3-Dimercaptopropan-1-ol (BAL)				
Fe(II)	15.8			
Fe(III)	30.6 [Fe(OH)L]			28
Mn(II)	5.23	10.43		
Ni		22.78		
Zn	13.48	23.3		40.6
	log K_1	log K_2	log K_3	log K_4
Dimethylglyoxime (50% dioxane)				
Cd	5.7	10.7		
Co(II)	9.80	18.94		
Cu(II)	12.00	33.44		
Fe(II)		7.25		
La	6.6	12.5		
Ni	11.16			
Pb	7.3			
Zn	7.7	13.9		
2,2'-Dipyridyl				
Ag	3.65	7.15		
Cd	4.26	7.81	10.47	
Co(II)	5.73	11.57	17.59	
Cr(II)	4.5	10.5	14.0	
Cu(I)		14.2		
Cu(II)	8.0	13.60	17.08	
Fe(II)	4.36	8.0	17.45	
Hg(II)	9.64	16.74	19.54	
Mg	0.5			
Mn(II) <i>d</i>	4.06	7.84	11.47	
Ni	6.80	13.26	18.46	
Pb	3.0			
Ti(III)			25.28	
V(II)	4.9	9.6	13.1	
Zn	5.30	9.83	13.63	
Eriochrome Black T				
Ca	5.4			
Mg	7.0			
Zn	13.5	20.6		

TABLE 8.13 Cumulative Formation Constants for Metal Complexes with Organic Ligands (*Continued*)

	$\log K_1$	$\log K_2$	$\log K_3$	$\log K_4$
Ethanolamine				
Ag	3.29	6.92		16.48
Cu(II)		6.68		
Hg(II)	8.51	17.32		
Ethylenediamine				
Ag	4.70	7.70		
Cd <i>a</i>	5.47	10.09	12.09	
Co(II)	5.91	10.64	13.94	
Co(III)	18.7	34.9	48.69	
Cr(II)	5.15	9.19		
Cu(I)		10.8		
Cu(II)	10.67	20.00	21.0	
Fe(II)	4.34	7.65	9.70	
Hg(II)	14.3	23.3		
Mg	0.37			
Mn(II)	2.73	4.79	5.67	
Ni	7.52	13.84	18.33	
Pd(II)		26.90		
V(II)	4.6	7.5	8.8	
Zn	5.77	10.83	14.11	
Ethylenediamine-<i>N, N, N', N'</i>-tetraacetic acid				
Ag	7.32			
Al	16.11			
Am(III)	18.18			
Ba	7.78			
Be	9.3			
Bi	22.8			
Ca	11.0			
Cd	16.4			
Ce(III)	16.80			
Cf(III)	19.09			
Cm(III)	18.45			
Co(II)	16.31			
Co(III)	36			
Cr(II)	13.6			
Cr(III)	23			
Cu(II)	18.7			
Dy	18.0			
Er	18.15			
Eu(III)	17.99			
Fe(II)	14.33			
Fe(III)	24.23			
Ga	20.25			
Gd	17.2			
Hg(II)	21.80			
Ho	18.1			
In	24.95			
La	16.34			
Li	2.79			
Lu	19.83			
Mg	8.64			
Mn(II)	13.8			
Mo(V)	6.36			

TABLE 8.13 Cumulative Formation Constants for Metal Complexes with Organic Ligands (*Continued*)

	$\log K_1$	$\log K_2$	$\log K_3$	$\log K_4$
Na	1.66			
Nd	16.6			
Ni	18.56			
Pb	18.3			
Pd(II)	18.5			
Pm(III)	17.45			
Pr	16.55			
Pu(III)	18.12			
Pu(IV)	17.66			
Pu(VI)	17.66			
Ra	7.4			
Sc	23.1			
Sm	16.43			
Sn(II)	22.1			
Sr	8.80			
Tb	17.6			
Th	23.2			
Ti(III)	21.3			
TiO(II)	17.3			
Tl(III)	22.5			
Tm	19.49			
U(IV)	17.50			
V(II)	12.70			
V(III)	25.9			
VO(II)	18.0			
V(V)	18.05			
Y	18.32			
Yb	18.70			
Zn	16.4			
Zr	19.40			
Glycine				
Ag	3.41	6.89		
Ba	0.77			
Be		4.95		
Ca	1.38			
Cd	4.74	8.60		
Co(II)	5.23	9.25	10.76	
Cu(II)	8.60	15.54	16.27	
Dy		12.2		
Er		12.7		
Fe(II) <i>a</i>	4.3	7.8		
Fe(III) <i>a,d</i>	10.0			
Gd		11.9		
Hg(II)	10.3	19.2		
La		11.2		
Mg	3.44	6.46		
Mn(II)	3.6	6.6		
Ni	6.18	11.14	15	
Pb	5.47	8.92		
Pd(II)	9.12	17.55		
Pr		11.5		
Sm		11.7		

TABLE 8.13 Cumulative Formation Constants for Metal Complexes with Organic Ligands (*Continued*)

	log K_1	log K_2	log K_3	log K_4
Sr	0.91			
Y		12.5		
Yb		13.0		
Zn	5.52	9.96		
<i>N'</i>-(2-Hydroxyethyl)ethylenediamine-<i>N,N,N'</i>-triacetic acid				
Ba <i>c</i>	5.54			
Ca <i>c</i>	8.43			
Cd <i>c</i>	13.0			
Ce(III) <i>c</i>	14.11			
Co(II) <i>c</i>	14.4			
Cu(II) <i>c</i>	17.40			
Dy <i>c</i>	15.30			
Er <i>c</i>	15.42			
Eu(III) <i>c</i>	15.35			
Fe(II) <i>c</i>	11.6			
Fe(III) <i>c</i>	19.8			
Gd <i>c</i>	15.22			
Hg(II) <i>c</i>	20.1			
Ho <i>c</i>	15.32			
La <i>c</i>	13.46			
Lu <i>c</i>	15.88			
Mg <i>c</i>	5.78			
Mn(II) <i>c</i>	10.7			
Nd <i>c</i>	14.86			
Ni <i>c</i>	17.0			
Pb <i>c</i>	15.5			
Pr <i>c</i>	14.61			
Sm <i>c</i>	15.28			
Sr <i>c</i>	6.92			
Tb <i>c</i>	15.32			
Th <i>c</i>	18.5			
Tm <i>c</i>	15.59			
Y <i>c</i>	14.65			
Yb <i>c</i>	15.88			
Zn <i>c</i>	14.5			
8-Hydroxy-2-methylquinoline (50% dioxane)				
Cd	9.00	9.00	16.60	
Ce(III)	7.71			
Co(II)	9.63	18.50		
Cu(II)	12.48	24.00		
Fe(II)	8.75	17.10		
Mg	5.24	9.64		
Mn(II)	7.44	13.99		
Ni	9.41	17.76		
Pb	10.30	18.50		
UO ₂ (II)	9.4	17		
Zn	9.82	18.72		
8-Hydroxyquinoline-5-sulfonic acid				
Ba	2.31			
Ca	3.52			
Cd	7.70	14.20		
Ce(III)	6.05	11.05	14.95	

TABLE 8.13 Cumulative Formation Constants for Metal Complexes with Organic Ligands (*Continued*)

	$\log K_1$	$\log K_2$	$\log K_3$	$\log K_4$
Co(II)	8.11	15.05	20.41	
Cu(II)	11.92	21.87		
Er	7.16	13.34	18.56	
Fe(II)	8.4	15.7	21.75	
Fe(III)	11.6	22.8	35.65	
Gd	6.64	12.37	17.27	
La	5.63	10.13	13.83	
Mg	4.79	8.19		
Mn(II)	5.67	10.72		
Nd	6.3	11.6	16.0	
Ni	9.57	18.27	22.9	
Pb	8.53	16.13		
Pr	6.17	11.37	15.67	
Sm	6.58	12.28	17.04	
Sr	2.75			
Th	9.56	18.29	25.92	32.04
UO ₂ (II)	8.52	15.67		
Zn	8.65	16.15		
Lactic acid				
Ba	0.64			
Ca	1.42			
Cd	1.70			
Ce(III) <i>a,c</i>	2.76	4.73	5.96	
Co(II)	1.90			
Cu(II)	3.02	4.85		
Er	2.77	5.11	6.70	
Eu(III)	2.53	4.60	5.88	
Fe(III)	7.1			
Gd	2.53	4.63	5.91	
Ho	2.71	4.97	6.55	
La <i>a,c</i>	2.60	4.34	5.64	
Li	0.20			
Mg	1.37			
Mn(II)	1.43			
Nd	2.47	4.37	5.60	
Ni	2.22			
Pb	2.40	3.80		
Pr <i>a,c</i>	2.85	4.90	6.10	
Rare earths <i>a,c</i>	2.8–3.0	4.9–5.4	6.1–7.8	
Sm	2.56	4.58	5.90	
Sr	0.98			
Tb	2.61	4.73	6.01	
Y	2.53	4.70	6.12	
Yb	2.85	5.27	7.96	
Zn	2.20	3.75		
Nitrilotriacetic acid				
Al	>10			
Ba <i>a</i>	5.88			
Ca	7.60	11.61		
Cd <i>c</i>	9.80	15.2		
Ce(III) <i>c</i>	10.83	18.67		

TABLE 8.13 Cumulative Formation Constants for Metal Complexes with Organic Ligands (*Continued*)

	$\log K_1$	$\log K_2$	$\log K_3$	$\log K_4$
Co(II) <i>c</i>	10.38	14.5		
Cr(III)	>10			
Cu(II) <i>c</i>	13.10			
Dy <i>c</i>	11.74	21.15		
Er <i>c</i>	12.03	21.29		
Eu(III) <i>c</i>	11.52	20.70		
Fe(II) <i>c</i>	8.84			
Fe(III) <i>c</i>	15.87	24.32		
Gd <i>c</i>	11.54	20.80		
Hg(II)	12.7			
Ho <i>c</i>	11.90	21.25		
In	15			
La <i>c</i>	10.36	17.60		
Li <i>a</i>	3.28			
Lu <i>c</i>	12.49	21.91		
Mg <i>c</i>	5.36	10.2		
Mn(II)	8.60	11.1		
Na	2.15			
Nd <i>c</i>	11.26	19.73		
Ni	11.26	16.0		
Pb <i>a,c</i>	11.8			
Pr <i>c</i>	11.07	19.25		
Sm(III) <i>c</i>	11.53	20.53		
Sr	6.73			
Tb <i>c</i>	11.59	20.97		
Tl(I)	3.44			
Th <i>c</i>	12.4			
Tm <i>c</i>	12.22	21.45		
Y <i>c</i>	11.48	20.43		
Yb <i>c</i>	12.40	21.69		
Zn <i>c</i>	10.45	13.45		
Zr <i>c</i>	20.8			
1-Nitroso-2-naphthol (75% dioxane)				
Ag	7.74			
Cd	6.18	11.38		
Co(II)	10.67	22.81		
Cu(II)	12.52	23.37		
Mg	6.2	10.60		
Nd	9.5	17.7	25.6	
Ni	10.75	21.29	28.09	
Pb	9.73	17.31		
Pr	9.04	17.06	23.85	
Th <i>c</i>	8.50	16.13	24.03	30.29
Y	9.02	17.74	25.04	
Zn	9.32	17.02		
Zr	3.6			
Oxalate				
Ag	2.41			
Al	7.26	13.0	16.3	
Am(III)		9.8		[Am(HL) ₄] 11.0]
Ba	2.31			

TABLE 8.13 Cumulative Formation Constants for Metal Complexes with Organic Ligands (*Continued*)

	$\log K_1$	$\log K_2$	$\log K_3$	$\log K_4$
Be	4.90			
Ca	3.0			
Cd	3.52	5.77		
Ce(III)	6.52	10.5	11.3	
Co(II)	4.79	6.7	9.7	
Co(III)			~20	
Cu(II)	6.16	8.5		
Er	4.82	8.21	10.03	
Fe(II)	2.9	4.52	5.22	
Fe(III)	9.4	16.2	20.2	
Gd	7.04			
Hg(II)		6.98		
Mg	3.43	4.38		
Mn(II)	3.97	5.80		
Mn(III) <i>e</i>	9.98	16.57	19.42	
Mo(III)	3.38			
Mo(VI)				[MoO ₃ (L) ²⁻ 13.0]
Nd	7.21	11.5	> 14	
Ni	5.3	7.64	~8.5	
NpO ₂ (II)	3.30	7.07		
Pb		6.54		
Pu(III)	9.31	18.70	28	
Pu(IV)	8.74	16.91	23.39	27.50
PuO ₂ (II)		11.4		
Sr	2.54			
Th				24.48
TiO(II)	2.67			
Tl(I)	2.03			
UO ₂ (II)		10.57		
VO(II)		9.80		
V(II)	~2.7			
Y	6.52	10.10	11.47	
Yb	7.30	11.7	> 14	
Zn	4.89	7.60	8.15	
Zr	9.80	17.14	20.86	21.15
1,10-Phenanthroline				
Ag	5.02	12.07		
Ca	0.7			
Cd	5.93	10.53	14.31	
Co(II)	7.25	13.95	19.90	
Cu(II)	9.08	15.76	20.94	
Fe(II)	5.85	11.45	21.3	
Fe(III)	6.5	11.4	23.5	
Hg(II)		19.65	23.35	
Mg	1.2			
Mn(II)	3.88	7.04	10.11	
Ni	8.80	17.10	24.80	
Pb	4.65	7.5	9	
VO(II)	5.47	9.69		
Zn	6.55	12.35	17.55	

TABLE 8.13 Cumulative Formation Constants for Metal Complexes with Organic Ligands (*Continued*)

	$\log K_1$	$\log K_2$	$\log K_3$	$\log K_4$
Phthalic acid				
Ba	2.33			
Ca	2.43			
Cd	2.5			
Co(II)	1.81	4.51		
Cu(II)	3.46	4.83		
La		7.74		
Ni	2.14			
Pb <i>d</i>	3.4			
UO ₂ (II)	4.38			
Zn	2.2			
Piperidine				
Ag	3.30	6.48		
Hg(II)	8.70	17.44		
Pt(II)			$\log K_5$ 5.7	$\log K_6$ 8.2
Propylene-1,2-diamine				
Cd <i>b,c</i>		9.97	12.12	
Co(II) <i>d</i>	5.42	11.47	14.72	
Cu(II) <i>c</i>	6.41	20.06		
Hg(II) <i>c</i>	10.78	23.53	23.25	
Ni <i>d</i>	7.43	13.62	17.89	
Zn <i>b,c</i>	5.89	10.87	12.57	
Pyridine				
Ag	1.97	4.35		
Cd	1.40	1.95	2.27	2.50
Co(II)	1.14	1.54		
Cu(I)		3.34	4.51	5.44
Cu(II)	2.59	4.33	5.93	$\log K_6$ 6.89
Fe(II)	0.71		$\log K_5$ 7.00	6.54
Hg(II)	5.1	10.0	10.4	$\log K_6$ 10.2
Mn(II)	1.92	2.77	3.37	3.50
VO(II)	-1.70			
Zn	1.41	1.11	1.61	1.93
Pyridine-2,6-dicarboxylic acid				
Ba <i>a,d</i>	3.46			
Ca <i>a,d</i>	4.6	7.2		
Cd <i>a,d</i>	5.7	10.0		
Ce(III) <i>a,d</i>	8.34	14.42	18.80	
Co(II) <i>a,d</i>	7.0	12.5		
Cu(II) <i>a,d</i>	9.14	16.52		
Dy <i>a,d</i>	8.69	16.19	22.14	
Er <i>a,d</i>	8.77	16.39	22.14	
Eu(III) <i>a,d</i>	8.84	15.98	21.00	
Fe(II) <i>a,d</i>	5.71	10.36		
Fe(III) <i>a,d</i>	10.91	17.13		
Gd <i>a,d</i>	8.74	16.06	21.83	
Ho <i>a,d</i>	8.72	16.23	22.08	
La <i>a,d</i>	7.98	13.79	18.06	
Lu <i>a,d</i>	9.03	16.80	21.48	

TABLE 8.13 Cumulative Formation Constants for Metal Complexes with Organic Ligands (*Continued*)

	$\log K_1$	$\log K_2$	$\log K_3$	$\log K_4$
Hg(II) <i>a,d</i>	20.28			
Mg <i>a,d</i>	2.7			
Mn(II) <i>a,d</i>	5.01	8.49		
Nd <i>a,d</i>	8.78	15.60	20.66	
Ni <i>a,d</i>	6.95	13.50		
Pb <i>a,d</i>	8.70	10.60		
Pr <i>a,d</i>	8.63	15.10	19.94	
Sm <i>a,d</i>	8.86	15.88	21.23	
Sr <i>a,d</i>	3.89			
Tb <i>a,d</i>	8.68	16.11	22.03	
Tm <i>a,d</i>	8.83	16.54	22.04	
Y <i>a,d</i>	8.46	15.73	21.34	
Yb <i>a,d</i>	8.85	16.61	21.83	
Zn <i>a,d</i>	6.35	11.88		
1-(2-Pyridylazo)-2-naphthol (PAN)				
Co(II)	> 12			
Cu(II)	16			
Mn(II)	8.5	16.4		
Ni	12.7	25.3		
Tl(III)	2.29			
Zn	11.2	21.7		
		$\log K_f$ [ML]	$\log K_f$ [MHL]	$\log K_f$ [M(HL) ₂]
4-(2-Pyridylazo)resorcinal (PAR)				
Co(II)			> 12	
Cu(II)		10.3		
Mn(II)			9.7	18.9
Ni			13.2	26.0
Sc		4.8		
Tl(III)		4.23		
Zn			12.4	23.5
		$\log K_f$ [ML]	$\log K_f$ [M ₂ L]	$\log K_f$ [MHL]
Pyrocatechol-3,5-disulfonate (Pyrocatechol Violet)				
Al		19.13	4.95	
Bi		27.07	5.25	
Cd		8.13		5.86
Co(II)		9.01		6.53
Cu(II)		16.47		11.18
Ga		22.18	4.65	
In		18.10	4.81	
Mg		4.42	4.6	3.66
Mn(II)		7.13		5.36
Ni		9.35	4.38	6.85
Pb		13.25		10.19
Th		23.36	4.42	
Zn		10.41	6.21	7.21
Zr		27.40	4.18	

TABLE 8.13 Cumulative Formation Constants for Metal Complexes with Organic Ligands (*Continued*)

	$\log K_1$	$\log K_2$	$\log K_3$	$\log K_4$
8-Quinolinol				
Ba	2.07			
Be	3.36			
Ca (75% dioxane)	7.3	13.2		
Cd	7.2	13.4		
Ce(III) (50% dioxane)	9.15	17.13		
Co(II)	9.1	17.2		
Cu(II)	12.2	23.4		
Fe(II)	8.58	16.93	22.23	
Fe(III)	12.3	23.6	33.9	
La	5.85	16.95		
Mg (50% dioxane)	6.38	11.81		
Mn(II) (50% dioxane)	8.28	15.45		
Ni (50% dioxane)	11.44	21.38		
Pb (50% dioxane)	10.61	18.70		
Sm	6.84		19.50	
Sr	2.89	6.08		
Th	10.45	20.40	29.85	38.80
UO ₂ (II) (50% dioxane)	11.25	20.89		
V(II)	12.8	23.6		
VO(II)	10.97	20.19		
Y	8.15	14.90	20.25	
Zn (50% dioxane)	9.96	18.86		
	$\log K_f [\text{MHL}^+]$		$\log K_f [\text{M}(\text{HL})_2]$	
Salicylaldoxime				
Ba		0.53		3.72
Be		<7		
Ca		0.92		3.72
Cd		<4.4		
Co(II)				8.13
Cu(II)				8.13
Mg		0.64		4.10
Ni				3.77
Sr				3.77
Zn		<5.2		
	$\log K_1$	$\log K_2$	$\log K_3$	$\log K_4$
Salicylic acid				
Al	14.11			
Be	17.4			
Cd	5.55			
Ce(III)	2.66			
Co(II)	6.72	11.42		
Cr(II)	8.4	15.3		
Cu(II)	10.60	18.45		
Fe(II)	6.55	11.25		
Fe(III) <i>a, c</i>	16.48	28.12	36.80	
La	2.64			

TABLE 8.13 Cumulative Formation Constants for Metal Complexes with Organic Ligands (*Continued*)

	$\log K_1$	$\log K_2$	$\log K_3$	$\log K_4$
Mg (75% dioxane)	4.7			
Mn(II)	5.90	9.80		
Nd	2.70			
Ni	6.95	11.75		
Pr	2.68			
Th	4.25	7.60	10.05	11.60
TiO(II)	6.09			
UO ₂ (II)	13.4			
V(II)	6.3			
Zn	6.85			
Succinic acid				
Ba	2.08			
Be	3.08			
Ca	2.0			
Cd	2.2			
Co(II)	2.22			
Cu(II)	3.33			
Fe(III)	7.49			
Hg(II)		7.28		
La	3.96			
Mg	1.20			
Mn(II)	2.26			
Nd	8.1			
Ni	2.36			
Pb	2.8			
Ra	1.0			
Sr	1.06			
Zn	1.6			
5-Sulfosalicylic acid				
Al <i>c</i>	13.20	22.83	28.89	
Be <i>c</i>	11.71	20.81		
Cd <i>c</i>	16.68	29.08		
Co(II) <i>c</i>	6.13	9.82		
Cr(II) <i>c</i>	7.1	12.9		
Cr(III) <i>c</i>	9.56			
Cu(II) <i>c</i>	9.52	16.45		
Fe(II) <i>c</i>	5.90			
Fe(III) <i>c</i>	14.64	25.18	32.12	
La <i>c</i>	9.11			
Mn(II) <i>c</i>	5.24	8.24		
NbO(III) <i>c</i>	4.0	7.7		
Ni <i>c</i>	6.42	10.24		
UO ₂ (II) <i>c</i>	11.14	19.20		
Zn <i>c</i>	6.05	10.65		
Tartaric acid				
Ba		1.62		
Bi			8.30	
Ca	2.98	9.01		
Cd	2.8			
Co(II)	2.1			
Cu(II)	3.2	5.11	4.78	6.51
				$\log K_f$ 19.14 [Cu(OH) ₂ L ²⁻]

TABLE 8.13 Cumulative Formation Constants for Metal Complexes with Organic Ligands (*Continued*)

	$\log K_1$	$\log K_2$	$\log K_3$	$\log K_4$
Eu(III)	4.98	8.11		
Fe(III)	7.49			
La	3.06			
Mg		1.36		
Nd	9.0			
Pb	3.78		4.7	$\log K_f$ 14.1 [Pb(OH) ₂ L ²⁻]
Ra	1.24			
Sr	1.60			
Zn	2.68	8.32		
Thioglycolic acid				
Ce(III) <i>a,c</i>	1.99	3.03		
Co(II)	5.84	12.15		
Fe(II)		10.92		
Hg(II)		43.82		
La <i>a,c</i>	1.98	2.98		
Mn(II)	4.38	7.56		
Pb	8.5			
Ni	6.98	13.53		
Rare earths <i>a,c</i>	1.9–2.1	3.0–3.3		
Y <i>a,c</i>	1.91	3.19		
Zn	7.86	15.04		
Thiourea				
Ag	7.4	13.1		
Bi				$\log K_6$ 11.9
Cd	0.6	1.6	2.6	4.6
Cu(I)			13	15.4
Hg(II)		22.1	24.7	26.8
Pb	1.4	3.1	4.7	8.3
Ru(III)	1.21		0.72	
Thoron				
Th		10.15		
Triethanolamine				
Ag	2.30	3.64		
Co(II)	1.73			
Cu(II)	4.30			
Hg(II)	6.90	13.08		
Ni	2.7			
Zn	2.00			
Triethylenetetramine (Trien)				
Ag	7.7			
Cd	10.75	13.9		
Co(II)	11.0			
Cu(II)	20.4			
Fe(II)	7.8			
Fe(III)	21.9			
Hg(II)	25.26			
Mn(II)	4.9			
Ni	14.0			
Pb	10.4			
Zn	11.9			

TABLE 8.13 Cumulative Formation Constants for Metal Complexes with Organic Ligands (*Continued*)

	log K_1	log K_2	log K_3	log K_4
1,1,1-Trifluoro-3-2'-Thenoylacetone (TTA)				
Ba		10.6		
Cu(II)	6.55	13.0		
Fe(III)	6.9			
Ni	10.0			
Pr	9.53			
Pu(III)	9.53			
Pu(IV)	8.0			
Th	8.1			
U(IV)	7.2			
Zr	3.03 [as ZrL^{3+}]			
Xylenol orange				
Bi	5.52			
Fe(III)	5.70			
Hf	6.50			
Tl(III)	4.90			
Zn	6.15			
Zr	7.60			
Zincon				
Zn	13.1			

8.3 BUFFER SOLUTIONS

8.3.1 Standard Reference pH Buffer Solutions

The assigned values of pH_s , according to the Bates-Guggenheim convention [*Pure Applied Chem.* **1**:163 (1960)], for the primary standard solutions prepared from salts issued by the National Institute for Science and Technology (NIST, US) (U.S.) are given in Table 8.14. These are smoothed values. The ionic strength of these reference solutions is 0.1 or less. Strictly speaking the NIST scale uses a molality concentration system; however, values are given in molarity units for convenience.

As a result of a variable liquid-junction potential, the measured pH may be expected to differ seriously from the pa_H determined from cells without a liquid junction in solutions of high acidity or high alkalinity. Merely to affirm the proper functioning of the glass electrode at the extreme ends of the pH scale, two secondary standards are included in Table 8.14. In addition, values for a 0.1 *m* solution of HCl are given to extend the pH scale up to 275°C [see R. S. Greeley, *Anal. Chem.* **32**:1717 (1960)]:

$t, ^\circ\text{C}$:	25	60	90	125	150	175	200	225–275
pH:	1.10	1.11	1.12	1.13	1.14	1.15	1.16	1.2

Uncertainties in the values are ± 0.03 pH unit from 25 to 90°C, ± 0.05 pH unit from 125 to 200°C, and ± 0.1 pH unit from 225 to 275°C.

TABLE 8.14 National Bureau of Standards (U.S.) Reference pH Buffer Solutions

Temperature °C	Secondary standard 0.05 M K tetraoxalate	KH tartrate (saturated at 25°C)	0.05 M KH ₂ citrate	0.05 M KH phthalate	0.025 M KH ₂ PO ₄ , 0.025 M Na ₂ HPO ₄	0.0087 M KH ₂ PO ₄ , 0.0302 M Na ₂ HPO ₄	0.01 M Na ₂ B ₄ O ₇	0.025 M NaHCO ₃ , 0.025 M Na ₂ CO ₃	Secondary standard Ca(OH) ₂ (saturated at 25°C)
0	1.666		3.860	4.003	6.984	7.534	9.464	10.317	13.423
5	1.668		3.840	3.999	6.951	7.500	9.395	10.245	13.207
10	1.638		3.820	3.997	6.923	7.472	9.332	10.179	13.003
15	1.642		3.802	3.998	6.900	7.448	9.276	10.118	12.810
20	1.644		3.788	4.002	6.881	7.429	9.225	10.062	12.627
25	1.646	3.557	3.776	4.005	6.865	7.413	9.180	10.012	12.454
30	1.648	3.552	3.766	4.011	6.853	7.400	9.139	9.966	12.289
35		3.549	3.759	4.018	6.844	7.389	9.102	9.925	12.133
38	1.649	3.548	3.756	4.030	6.840	7.384	9.088	9.910	12.043
40	1.650	3.547	3.753	4.035	6.838	7.380	9.068	9.889	11.984
45		3.547		4.047	6.834	7.373	9.038		11.841
50	1.653	3.549	3.749	4.050	6.833	7.367	9.011	9.828	11.705
55		3.554		4.075	6.834		8.985		11.574
60	1.660	3.560		4.081	6.836		8.962		11.449
70	1.671	3.580		4.116	6.845		8.921		
80	1.689	3.609		4.164	6.859		8.885		
90	1.72	3.650		4.205	6.877		8.850		
95	1.73	3.674		4.227	6.886		8.833		
Dilution value $\Delta\text{pH}_{1/2}$	+0.186	+0.049	0.024	+0.052	+0.080	+0.070	+0.01	0.079	-0.28

Source: R. G. Bates, *J. Res. Natl. Bur. Stand. (U.S.)*, **66A**:179 (1962) and B. R. Staples and R. G. Bates, *J. Res. Natl. Bur. Stand. (U.S.)*, **73A**:37 (1969).

Note: The uncertainty is ± 0.003 in pH in the range 0–50°C, rising to ± 0.02 above 70°C.

TABLE 8.15 Compositions of Standard pH Buffer Solutions [National Bureau of Standards (U.S.)]
Air weight of material per liter of buffer solution.

Standard	Weight, g
$\text{KH}_2(\text{C}_2\text{O}_4)_2 \cdot 2\text{H}_2\text{O}$, 0.05M	12.61
Potassium hydrogen tartrate, about 0.034M	Saturated at 25°C
Potassium hydrogen phthalate, 0.05M	10.12
Phosphate:	
KH_2PO_4 , 0.025M	3.39
Na_2HPO_4 , 0.025M	3.53
Phosphate:	
KH_2PO_4 , 0.008665M	1.179
Na_2HPO_4 , 0.03032M	4.30
$\text{Na}_2\text{B}_4\text{O}_7 \cdot 10\text{H}_2\text{O}$, 0.01M	3.80
Carbonate:	
NaHCO_3 , 0.025M	2.10
Na_2CO_3 , 0.025M	2.65
$\text{Ca}(\text{OH})_2$, about 0.0203M	Saturated at 25°C

The buffer values for the NBS reference pH buffer solutions are given below:

Buffer solution	KH tartrate	0.05 M KH_2 citrate	0.05 M KH phthalate	0.025 M KH_2PO_4 , 0.25 M Na_2HPO_4	0.0087 M KH_2PO_4 , 0.0302 M Na_2HPO_4	0.01 M $\text{Na}_2\text{B}_4\text{O}_7$	0.025 M NaHCO_3 , 0.025 M Na_2CO_3
Buffer value β	0.027	0.034	0.016	0.029	0.016	0.020	0.029

For the secondary pH reference standards, the buffer value is 0.070 for potassium tetroxalate and 0.09 for calcium hydroxide.

To prepare the standard pH buffer solutions recommended by the National Bureau of Standards (U.S.), the indicated weights of the pure materials in Table 8.15 should be dissolved in water of specific conductivity not greater than 5 micromhos. The tartrate, phthalate, and phosphates can be dried for 2 h at 100°C before use. Potassium tetroxalate and calcium hydroxide need not be dried. Fresh-looking crystals of borax should be used. Before use, excess solid potassium hydrogen tartrate and calcium hydroxide must be removed. Buffer solutions pH 6 or above should be stored in plastic containers and should be protected from carbon dioxide with soda-lime traps. The solutions should be replaced within 2 to 3 weeks, or sooner if formation of mold is noticed. A crystal of thymol may be added as a preservative.

8.3.2 Standards for pH Measurement of Blood and Biological Media

Blood is a well-buffered medium. In addition to the NBS phosphate standard of 0.025 M ($\text{pH}_s = 6.480$ at 38°C), another reference solution containing the same salts, but in the molal ratio 1:4, has an ionic strength of 0.13. It is prepared by dissolving 1.360 g of KH_2PO_4 and 5.677 g of Na_2HPO_4 (air weights) in carbon dioxide-free water to make 1 liter of solution. The pH_s is 7.416 ± 0.004 at 37.5 and 38°C.

The compositions and pH_s values of *tris*(hydroxymethyl)aminomethane, covering the pH range 7.0 to 8.9, are listed in Table 8.16.

TABLE 8.16 Composition and pH Values of Buffer Solutions

Values based on the conventional activity pH scale as defined by the National Bureau of Standards (U.S.) and pertain to a temperature of 25°C [Ref: Bower and Bates, *J. Research Natl. Bur. Standards (U.S.)*, **55**:197 (1955) and Bates and Bower, *Anal. Chem.*, **28**:1322 (1956)]. Buffer value is denoted by column headed β .

25 ml 0.2M KCl + x ml 0.2M HCl, Diluted to 100 ml			50 ml 0.1M KH Phthalate + x ml 0.1M HCl, Diluted to 100 ml			50 ml 0.1M KH Phthalate + x ml 0.1M NaOH, Diluted to 100 ml		
pH	x	β	pH	x	β	pH	x	β
1.00	67.0	0.31	2.20	49.5		4.20	3.0	0.017
1.20	42.5	0.34	2.40	42.2	0.036	4.40	6.6	0.020
1.40	26.6	0.19	2.60	35.4	0.033	4.60	11.1	0.025
1.60	16.2	0.077	2.80	28.9	0.032	4.80	16.5	0.029
1.80	10.2	0.049	3.00	22.3	0.030	5.00	22.6	0.031
2.00	6.5	0.030	3.20	15.7	0.026	5.20	28.8	0.030
2.20	3.9	0.022	3.40	10.4	0.023	5.40	34.1	0.025
			3.60	6.3	0.018	5.60	38.8	0.020
			3.80	2.9	0.015	5.80	42.3	0.015
50 ml 0.1M KH ₂ PO ₄ + x ml 0.1M NaOH, Diluted to 100 ml			50 ml 0.1M Tris(hydroxy- methyl)aminomethane + x ml 0.1M HCl, Diluted to 100 ml $\Delta\text{pH}/\Delta t \approx -0.028$ $I = 0.001x$			50 ml of a Mixture 0.1M with Respect to Both KCl and H ₃ B ₃ O ₃ + x ml 0.1M NaOH, Diluted to 100 ml		
pH	x	β	pH	x	β	pH	x	β
5.80	3.6		7.00	46.6		8.00	3.9	
6.00	5.6	0.010	7.20	44.7	0.012	8.20	6.0	0.011
6.20	8.1	0.015	7.40	42.0	0.015	8.40	8.6	0.015
6.40	11.6	0.021	7.60	38.5	0.018	8.60	11.8	0.018
6.60	16.4	0.027	7.80	34.5	0.023	8.80	15.8	0.022
6.80	22.4	0.033	8.00	29.2	0.029	9.00	20.8	0.027
7.00	29.1	0.031	8.20	22.9	0.031	9.20	26.4	0.029
7.20	34.7	0.025	8.40	17.2	0.026	9.40	32.1	0.027
7.40	39.1	0.020	8.60	12.4	0.022	9.60	36.9	0.022
7.60	42.4	0.013	8.80	8.5	0.016	9.80	40.6	0.016
7.80	44.5	0.009	9.00	5.7		10.00	43.7	0.014
8.00	46.1					10.20	46.2	
50 ml 0.025M Borax + x ml 0.1M HCl, Diluted to 100 ml $\Delta\text{pH}/\Delta t \approx -0.008$ $I = 0.025$			50 ml 0.025M Borax + x ml 0.1M NaOH, Diluted to 100 ml $\Delta\text{pH}/\Delta t \approx -0.008$ $I = 0.001(25 + x)$			50 ml 0.05M NaHCO ₃ + x ml 0.1M NaOH, Diluted to 100 ml $\Delta\text{pH}/\Delta t \approx -0.009$ $I = 0.001(25 + 2x)$		
pH	x	β	pH	x	β	pH	x	β
8.00	20.5		9.20	0.9		9.60	5.0	
8.20	19.7	0.010	9.40	3.6	0.026	9.80	6.2	0.014
8.40	16.6	0.012	9.60	11.1	0.022	10.00	10.7	0.016
8.60	13.5	0.018	9.80	15.0	0.018	10.20	13.8	0.015
8.80	9.4	0.023	10.00	18.3	0.014	10.40	16.5	0.013

TABLE 8.16 Composition and pH Values of Buffer Solutions (Continued)

50 ml 0.025M Borax + x ml 0.1M HCl, Diluted to 100 ml $\Delta\text{pH}/\Delta t \approx -0.008$ $I = 0.025$			50 ml 0.025M Borax + x ml 0.1M NaOH, Diluted to 100 ml $\Delta\text{pH}/\Delta t \approx -0.008$ $I = 0.001(25 + x)$			50 ml 0.05M NaHCO ₃ + x ml 0.1M NaOH, Diluted to 100 ml $\Delta\text{pH}/\Delta t \approx -0.009$ $I = 0.001(25 + 2x)$		
pH	x	β	pH	x	β	pH	x	β
9.00	4.6	0.026	10.20	20.5	0.009	10.60	19.1	0.012
9.10	2.0		10.40	22.1	0.007	10.80	21.2	0.009
			10.60	23.3	0.005	11.00	22.7	
50 ml 0.05M Na ₂ HPO ₄ + x ml 0.1M NaOH, Diluted to 100 ml $\Delta\text{pH}/\Delta t \approx -0.025$ $I = 0.001(77 + 2x)$					25 ml 0.2M KCl + x ml 0.2M NaOH, Diluted to 100 ml $\Delta\text{pH}/\Delta t \approx -0.033$ $I = 0.001(50 + 2x)$			
pH	x	β	pH	x	β			
11.00	4.1	0.009	12.00	6.0	0.028			
11.20	6.3	0.012	12.20	10.2	0.048			
11.40	9.1	0.017	12.40	16.2	0.076			
11.60	13.5	0.026	12.60	25.6	0.12			
11.80	19.4	0.034	12.80	41.2	0.21			
11.90	23.0	0.037	13.00	66.0	0.30			

The phosphate-succinate system gives the values of pH_s shown below:

Molality $\text{KH}_2\text{PO}_4 =$ Molality $\text{Na}_2\text{HC}_6\text{H}_5\text{O}_7$	pH_s	$\Delta(\text{pH}_s/\Delta t)$
0.005	6.251	$-0.000\ 86\ \text{deg}^{-1}$
0.010	6.197	$-0.000\ 71$
0.015	6.162	
0.020	6.131	
0.025	6.109	$-0.000\ 4$

TABLE 8.17 Standard Reference Values pH_s^* for the Measurement of Acidity in 50 Weight Percent Methanol-Water

Temperature, °C	0.02 <i>m</i> HOAc, 0.02 <i>m</i> NaOAc, 0.02 <i>m</i> NaCl	0.02 <i>m</i> NaHSuc, 0.02 <i>m</i> NaCl	0.02 <i>m</i> KH_2PO_4 , 0.02 <i>m</i> Na_2HPO_4 , 0.02 <i>m</i> NaCl
10	5.560	5.806	7.937
15	5.549	5.786	7.916
20	5.543	5.770	7.898
25	5.540	5.757	7.884
30	5.540	5.748	7.872
35	5.543	5.743	7.863
40	5.550	5.741	7.858

OAc = acetate Suc = succinate

Reference: R. G. Bates, *Anal Chem.*, **40**(6):35A (1968).**TABLE 8.18** pH^* Values for Buffer Solutions in Alcohol-Water Solvents at 25°C*Liquid-junction potential not included.*

Solvent Composition (weight per cent alcohol)	0.01 <i>M</i> $\text{H}_2\text{C}_2\text{O}_4$, 0.01 <i>M</i> $\text{NH}_4\text{HC}_2\text{O}_4$	0.01 <i>M</i> H_2Suc , 0.01 <i>M</i> LiHSuc	0.01 <i>M</i> HSal , 0.01 <i>M</i> NaSal
Methanol-Water Solvents			
0	2.15	4.12	
10	2.19	4.30	
20	2.25	4.48	
30	2.30	4.67	
40	2.38	4.87	
50	2.47	5.07	
60	2.58	5.30	
70	2.76	5.57	
80	3.13	6.01	
90	3.73	6.73	
92	3.90	6.92	
94	4.10	7.13	
96	4.39	7.43	
98	4.84	7.89	
99	5.20	8.23	
100	5.79	8.75	7.53
Ethanol-Water Solvents			
0	2.15	4.12	
30	2.32	4.70	
50	2.51	5.07	
71.9	2.98	5.71	
100			8.32

Suc = succinate Sal = salicylate

8.3.3 Buffer Solutions Other Than Standards

The range of the buffering effect of a single weak acid group is approximately one pH unit on either side of the pK_a . The ranges of some useful buffer systems are collected in Table 8.19. After all the components have been brought together, the pH of the resulting solution should be determined at the temperature to be employed with reference to standard reference solutions. Buffer components should be compatible with other components in the system under study; this is particularly significant for buffers employed in biological studies. Check tables of formation constants to ascertain whether metal-binding character exists.

TABLE 8.19 pH Values of Biological and Other Buffers for Control Purposes

Materials	Acronym	pK_a	pH range
<i>p</i> -Toluenesulfonate and <i>p</i> -toluenesulfonic acid		1.7	1.1–3.3
Glycine and HCl		2.35	1.0–3.7
Citrate and HCl		3.13	1.3–4.7
Formate and HCl		3.71	2.8–4.6
Succinate and borax		4.21, 5.64	3.0–5.8
Phenyl acetate and HCl		4.31	3.5–5.0
Acetate and acetic acid		4.76	3.7–5.6
Succinate and succinic acid		4.21, 5.64	4.8–6.3
2-(<i>N</i> -Morpholino)ethanesulfonic acid	MES	6.1	5.5–6.7
Bis(2-hydroxyethyl)iminotris(hydroxymethyl)methane	BIS-TRIS	6.5	5.8–7.2
KH ₂ PO ₄ and borax		2.2, 7.2; 9	5.8–9.2
<i>N</i> -(2-Acetamido)-2-iminodiacetic acid	ADA	6.6	6.0–7.2
2-[(2-Amino-2-oxoethyl)amino]ethanesulfonic acid	ACES	6.8	6.1–7.5
Piperazine- <i>N,N'</i> -bis(2-ethanesulfonic acid)	PIPES	6.8	6.1–7.5
3-(<i>N</i> -Morpholino)-2-hydroxypropanesulfonic acid	MOPSO	6.9	6.2–7.6
1,3-Bis[tris(hydroxymethyl)methylamino]propane	BIS-TRIS PROPANE	6.8, 9.0	6.3–9.5
KH ₂ PO ₄ and Na ₂ HPO ₄		7.2	6.1–7.5
<i>N,N</i> -Bis(2-hydroxyethyl)-2-aminoethanesulfonic acid	BES	7.1	6.4–7.8
3-(<i>N</i> -Morpholino)propanesulfonic acid	MOPS	7.2	6.5–7.9
<i>N</i> -(2-Hydroxyethyl)piperazine- <i>N'</i> -(2-ethanesulfonic acid)	HEPES	7.5	6.8–8.2
<i>N</i> -Tris(hydroxymethyl)methyl-2-aminoethanesulfonic acid	TES	7.5	6.8–8.2
3-[<i>N,N</i> -Bis(2-hydroxyethyl)amino]-2-hydroxypropanesulfonic acid	DIPSO	7.6	7.0–8.2
3-[<i>N</i> -tris(hydroxymethyl)methylamino]-2-hydroxypropanesulfonic acid	TAPSO	7.6	7.0–8.2
5,5-Diethylbarbiturate (veronal) and HCl		8.0	7.0–8.5
Tris(hydroxymethyl)aminoethane	TRIZMA	8.1	7.0–9.1
<i>N</i> -(2-hydroxyethyl)piperazine- <i>N'</i> -(2-hydroxypropanesulfonic acid)	HEPPSO	7.8	7.1–8.5
Piperazine- <i>N,N'</i> -bis(2-hydroxypropanesulfonic acid)	POPSO	7.8	7.2–8.5
Triethanolamine	TEA	7.8	6.9–8.5
<i>N</i> -Tris(hydroxymethyl)methylglycine	TRICINE	8.1	7.4–8.8
Borax and HCl			7.6–8.9
<i>N,N</i> -Bis(2-hydroxyethyl)glycine	BICINE	8.3	7.6–9.0
<i>N</i> -Tris(hydroxymethyl)methyl-3-aminopropanesulfonic acid	TAPS	8.4	7.7–9.1
3-[(1,1-Dimethyl-2-hydroxyethyl)-2-hydroxypropanesulfonic acid	AMPPO	9.0	8.3–9.7
Ammonia (aqueous) and NH ₄ Cl		9.2	8.3–9.2
2-(<i>N</i> -Cyclohexylamino)-2-hydroxy-1-propanesulfonic acid	CHES	9.3	8.6–10.0

TABLE 8.19 pH Values of Biological and Other Buffers for Control Purposes (Continued)

Materials			Acronym	pK_a	pH range
Glycine and NaOH				9.7	8.2–10.1
Ethanolamine (2-aminoethanol) and HCl				9.5	8.6–10.4
3-(Cyclohexylamino)-2-hydroxy-1-propanesulfonic acid			CAPSO	9.6	8.9–10.3
2-Amino-2-methyl-1-propanol			AMP	9.7	9.0–10.5
Carbonate and hydrogen carbonate				10.3	9.2–11.0
Borax and NaOH					9.4–11.1
3-(Cyclohexylamino)-1-propanesulfonic acid			CAPS	10.4	9.7–11.1
Na ₂ HPO ₄ and NaOH				11.9	11.0–12.0

x mL of 0.2M Sodium Acetate (27.199 g NaOAc · 3H ₂ O per liter) plus y mL of 0.2M Acetic Acid			x mL of 0.1M KH ₂ PO ₄ (13.617 g · L ⁻¹) plus y mL of 0.05M Borax Solution (19.404 g Na ₂ B ₄ O ₇ · 10H ₂ O per Liter)					
pH	NaOAc, mL	Acetic Acid, mL	pH	KH ₂ PO ₄ , mL	Borax, mL	pH	KH ₂ PO ₄ , mL	Borax, mL
3.60	7.5	92.5	5.80	92.1	7.9	7.60	51.7	48.3
3.80	12.0	88.0	6.00	87.7	12.3	7.80	49.2	50.8
4.00	18.0	82.0	6.200	83.0	17.0	8.00	46.5	53.5
4.20	26.5	73.5	6.40	77.8	22.2	8.20	43.0	57.0
4.40	37.0	63.0	6.60	72.2	27.8	8.40	38.7	61.3
4.60	49.0	51.0	6.80	66.7	33.3	8.60	34.0	66.0
4.80	60.0	40.0	7.00	62.3	37.7	8.80	27.6	72.4
5.00	70.5	29.5	7.20	58.1	41.9	9.00	17.5	82.5
5.20	79.0	21.0	7.40	55.0	45.0	9.20	5.0	95.0
5.40	85.5	14.5						
5.60	90.5	9.5						

x mL of Veronal (20.6 g Na Diethylbarbiturate per Liter) plus y mL of 0.1M HCl			x mL of 0.2M Aqueous NH ₃ Solution plus y mL of 0.2M NH ₄ Cl (10.699 g · L ⁻¹)			x mL of 0.1M Citrate (21.0 g Citric Acid Monohydrate + 200 mL 1M NaOH per Liter) plus y mL of 0.1M NaOH		
pH	Veronal, mL	HCl, mL	pH	Aq NH ₃ , mL	NH ₄ Cl, mL	pH	Citrate, mL	NaOH, mL
7.00	53.6	46.4	8.00	5.5	94.5	5.10	90.0	10.0
7.20	55.4	44.6	8.20	8.5	91.5	5.30	80.0	20.0
7.40	58.1	41.9	8.40	12.5	87.5	5.50	71.0	29.0
7.60	61.5	38.5	8.60	18.5	81.5	5.70	67.0	33.0
7.80	66.2	33.8	8.80	26.0	74.0	5.90	62.0	38.0
8.00	71.6	28.4	9.00	36.0	64.0			
8.20	76.9	23.1	9.25	50.0	50.0			
8.40	82.3	17.7	9.40	58.5	41.5			
8.60	87.1	12.9	9.60	69.0	31.0			
8.80	90.8	9.2	9.80	78.0	22.0			
9.00	93.6	6.4	10.00	85.0	15.0			

TABLE 8.19 pH Values of Biological and Other Buffers for Control Purposes (*Continued*)

x mL of 0.2M NaOH Added to 100 mL of Stock Solution (0.04M Acetic Acid, 0.04M H ₃ PO ₄ , and 0.04M Boric Acid)							
pH	NaOH, mL	pH	NaOH, mL	pH	NaOH, mL	pH	NaOH, mL
1.81	0.0	4.10	25.0	6.80	50.0	9.62	75.0
1.89	2.5	4.35	27.5	7.00	52.5	9.91	77.5
1.98	5.0	4.56	30.0	7.24	55.0	10.38	80.0
2.09	7.5	4.78	32.5	7.54	57.5	10.88	82.5
2.21	10.0	5.02	35.0	7.96	60.0	11.20	85.0
2.36	12.5	5.33	37.5	8.36	62.5	11.40	87.5
2.56	15.0	5.72	40.0	8.69	65.0	11.58	90.0
2.87	17.5	6.09	42.5	8.95	67.5	11.70	92.5
3.29	20.0	6.37	45.0	9.15	70.0	11.82	95.0
3.78	22.5	6.59	47.5	9.37	72.5	11.92	97.5

x mL of 0.1M HCl plus y mL of 0.1M Glycine (7.505 g Glycine + 5.85 g NaCl per Liter)			x mL of 0.1M HCl plus y mL of 0.1M Citrate (21.008 g Citric Acid Monohydrate + 200 ml 1M NaOH per Liter)			x mL of 0.05M Succinic Acid (5.90 g · L ⁻¹) plus y mL of Borax Solution (19.404 g Na ₂ B ₄ O ₇ · 10H ₂ O per Liter)		
pH	HCl, mL	Glycine, mL	pH	HCl, mL	Citrate, mL	pH	Succinic Acid, mL	Borax, mL
1.20	84.0	16.0	3.50	52.8	47.2	3.60	90.5	9.5
1.40	71.0	29.0	3.60	51.3	48.7	3.80	86.3	13.7
1.60	61.8	38.2	3.80	48.6	51.4	4.00	82.2	17.8
1.80	55.2	44.8	4.00	43.8	56.2	4.20	77.8	22.2
2.00	49.1	50.9	4.20	38.6	61.4	4.40	73.8	26.2
2.20	42.7	57.3	4.40	34.6	65.4	4.60	70.0	30.0
2.40	36.5	63.5	4.60	24.3	75.7	4.80	66.5	33.5
2.60	30.3	69.7	4.80	11.0	89.0	5.00	63.2	36.8
2.80	24.0	76.0				5.20	60.5	39.5
3.00	17.8	82.2				5.40	57.9	42.1
3.30	10.8	89.2				5.60	55.7	44.3
3.60	6.0	94.0				5.80	54.0	46.0

x mL of 0.2M Na ₂ HPO ₄ · 2H ₂ O (35.599 g · L ⁻¹) plus y mL of 0.1M Citric Acid (19.213 g · L ⁻¹)								
pH	Na ₂ HPO ₄ , mL	Citric Acid, mL	pH	Na ₂ HPO ₄ , mL	Citric Acid, mL	pH	Na ₂ HPO ₄ , mL	Citric Acid, mL
2.20	2.00	98.00	4.20	41.40	58.60	6.20	66.10	33.90
2.40	6.20	93.80	4.40	44.10	55.90	6.40	69.25	30.75
2.60	10.90	89.10	4.60	46.75	53.25	6.60	72.75	27.25
2.80	15.85	84.15	4.80	49.30	50.70	6.80	77.25	22.75
3.00	20.55	79.45	5.00	51.50	48.50	7.00	82.35	17.65
3.20	24.70	75.30	5.20	53.60	46.40	7.20	86.95	13.05
3.40	28.50	71.50	5.40	55.75	44.25	7.40	90.85	9.15
3.60	32.20	67.80	5.60	58.00	42.00	7.60	93.65	6.35
3.80	35.50	64.50	5.80	60.45	39.55	7.80	95.75	4.25
4.00	38.55	61.45	6.00	63.15	36.85	8.00	97.25	2.75

When there are two or more acid groups per molecule, or a mixture is composed of several overlapping acids, the useful range is larger. Universal buffer solutions consist of a mixture of acid groups which overlap such that successive pK_a values differ by 2 pH units or less. The Prideaux-Ward mixture comprises phosphate, phenyl acetate, and borate plus HCl and covers the range from 2 to 12 pH units. The McIlvaine buffer is a mixture of citric acid and Na_2HPO_4 that covers the range from pH 2.2 to 8.0. The Britton-Robinson system consists of acetic acid, phosphoric acid, and boric acid plus NaOH and covers the range from pH 4.0 to 11.5. A mixture composed of Na_2CO_3 , NaH_2PO_4 , citric acid, and 2-amino-2-methyl-1,3-propanediol covers the range from pH 2.2 to 11.0.

General directions for the preparation of buffer solutions of varying pH but fixed ionic strength are given by Bates.* Preparation of McIlvaine buffered solutions at ionic strengths of 0.5 and 1.0 and Britton-Robinson solutions of constant ionic strength have been described by Elving et al.† and Frugoni,‡ respectively.

* Bates, *Determination of pH, Theory and Practice*, Wiley, New York, 1964, pp. 121–122.

† Elving, Markowitz, and Rosenthal, *Anal. Chem.*, **28**:1179 (1956).

‡ Frugoni, *Gazz. Chim. Ital.*, **87**:L403 (1957).

8.4 REFERENCE ELECTRODES

TABLE 8.20 Potentials of Reference Electrodes in Volts as a Function of Temperature

Liquid-junction potential included.

Temp., °C	0.1M KCl Calomel*	1.0M KCl Calomel*	3.5M KCl Calomel*	Satd. KCl Calomel*	1.0M KCl Ag/AgCl†	1.0M KBr Ag/AgBr‡	1.0M KI Ag/AgI§
0	0.3367	0.2883		0.25918	0.23655	0.08128	-0.14637
5					0.23413	0.07961	-0.14719
10	0.3362	0.2868	0.2556	0.25387	0.23142	0.07773	-0.14822
15	0.3361			0.2511	0.22857	0.07572	-0.14942
20	0.3358	0.2844	0.2520	0.24775	0.22557	0.07349	-0.15081
25	0.3356	0.2830	0.2501	0.24453	0.22234	0.07106	-0.15244
30	0.3354	0.2815	0.2481	0.24118	0.21904	0.06856	-0.15405
35	0.3351			0.2376	0.21565	0.06585	-0.15590
38	0.3350		0.2448	0.2355			
40	0.3345	0.2782	0.2439	0.23449	0.21208	0.06310	-0.15788
45					0.20835	0.06012	-0.15998
50	0.3315	0.2745		0.22737	0.20449	0.05704	-0.16219
55					0.20056		
60	0.3248	0.2702		0.2235	0.19649		
70					0.18782		
80				0.2083	0.1787		
90					0.1695	0.0251	

* Bates et al., *J. Research Natl. Bur. Standards*, **45**, 418 (1950).

† Bates and Bower, *J. Research Natl. Bur. Standards*, **53**, 283 (1954).

‡ Hetzer, Robinson and Bates, *J. Phys. Chem.*, **66**, 1423 (1962).

§ Hetzer, Robinson and Bates, *J. Phys. Chem.*, **68**, 1929 (1964).

TABLE 8.20 Potentials of Reference Electrodes in Volts as a Function of Temperature (*Continued*)

Temp., °C	125	150	175	200	225	250	275
1.0M KCl Ag/AgCl*	0.1330	0.1032	0.0708	0.0348	-0.0051	-0.054	-0.090
1.0M KBr Ag/AgBr†	-0.0048	-0.0312	-0.0612	-0.0951			

* Greeley et al., *J. Phys. Chem.*, **64**, 652 (1960).† Towns et al., *J. Phys. Chem.*, **64**, 1861 (1960).

The values of several additional reference electrodes at 25°C are listed:

Ag/AgCl, satd. KCl	0.198
Ag/AgCl, 0.1M KCl	0.288
Hg/HgO, 1.0M NaOH	0.140
Hg/HgO, 0.1M NaOH	0.165
Hg/Hg ₂ SO ₄ , satd. K ₂ SO ₄ (22°C)	0.658
Hg/Hg ₂ SO ₄ , satd. KCl	0.655

TABLE 8.21 Potentials of Reference Electrodes (in Volts) at 25°C for Water–Organic Solvent Mixtures
Electrolyte solution of 1M HCl.

Solvent, wt %	Methanol, Ag/AgCl	Ethanol, Ag/AgCl	2-Propanol, Ag/AgCl	Acetone, Ag/AgCl	Dioxane, Ag/AgCl	Ethylene glycol, Ag/AgCl	Methanol, calomel	Dioxane, calomel
5			0.2180	0.2190		0.2190		
10	0.2153	0.2146	0.2138	0.2156		0.2160		
20	0.2090	0.2075	0.2063	0.2079	0.2031	0.2101	0.255	0.2501
30		0.2003				0.2036		
40	0.1968	0.1945		0.1859		0.1972	0.243	
45					0.1635			0.2104
50		0.1859		0.158				
60	0.1818	0.173				0.1807		
70		0.158			0.0659		0.216	0.1126
80	0.1492	0.136						
82					-0.0614			-0.0014
90	0.1135	0.096		-0.034				
94.2	0.0841							
98		0.0215						
99							0.103	
100	-0.0099	-0.0081		-0.53				

8.4.1 Electrometric Measurement of pH

The pH value is defined for an aqueous solution in an operational (arbitrary but reproducible) manner according to the Bates-Guggenheim convention:

$$\text{pH}_x = \text{pH}_s + \frac{E_x - E_s}{2.3026RT/F}$$

where R is the gas constant per mole, T is the temperature on the absolute scale, and F is the faraday. The pH_x of the unknown medium is calculated from that of an accepted standard (pH_s) and the measured difference in the emf (E) of the electrode combination when the standard solution is removed from the cell and replaced by the unknown. The double vertical line marks a liquid junction. Electrodes as fabricated exhibit variations in the reproducibility of the reference electrode, in the liquid-junction potential, and, with glass electrodes, in the asymmetry potential. These differences are all eliminated in the standardizing procedure with standard reference pH buffers. (See R. G. Bates, *Determination of pH, Theory and Practice*, Wiley, New York, 1964.)

Electrode reversible to hydrogen ions	Standard reference buffer or unknown solution	Salt bridge (KCl. 3.5M or saturated)	Reference electrode
--	---	--	------------------------

An electrometric pH-measurement system consists of (1) pH-responsive electrode, (2) reference electrode, and (3) potential-measuring device—some form of high-impedance electronic voltmeter for glass-electrode combinations and this or a potentiometer arrangement for other pH-responsive electrodes. Electronic pH meters are simply voltmeters with scale divisions in pH units which are equivalent to the values of $2.3026RT/F$ (in mV) per pH unit. Values of this function at several temperatures are given in Table 8.22. There is no compensation incorporated in the meter for the changes in pH of the test solution as a function of temperature. Reliability of an indicator-reference electrode combination must be ascertained by standardization of the pH meter with one standard buffer and checking the pH response by immersing the combination in a second and different reference buffer.

The temperature compensator on a pH meter varies the instrument definition of a pH unit from 54.20 mV at 0°C to perhaps 66.10 mV at 60°C. This permits one to measure the pH of the sample (and reference buffer standard) at its actual temperature and thus avoid error due to dissociation equilibria and to junction potentials which have significant temperature coefficients.

TABLE 8.22 Values of $2.3026RT/F$ at Several Temperatures

In millivolts.

t °C	Value	t °C	Value	t °C	Value	t °C	Value
0	54.197	25	59.157	50	64.118	80	70.070
5	55.189	30	60.149	55	65.110	85	71.062
10	56.181	35	61.141	60	66.102	90	72.054
15	57.173	38	61.737	65	67.094	95	73.046
18	57.767	40	62.133	70	68.086	100	74.038
20	58.165	45	63.126	75	69.078		

8.5 INDICATORS

TABLE 8.23 Indicators for Aqueous Acid-Base Titrations

This table lists some selected indicators. The pH range or transition interval given in the third column may vary appreciably from one observer to another, and, in addition, it is affected by ionic strength, temperature, and illumination; consequently only approximate values can be given. They should be considered to refer to solutions having low ionic strengths and a temperature of about 25°C. In the fourth column the pK_a ($-\log K_a$) of the indicator as determined spectrophotometrically is listed. In the fifth column the wavelength of maximum absorption is given first for the acidic and then for the basic form of the indicator, and the same order is followed in giving the colors in the sixth column. The abbreviations used to describe the colors of the two forms of the indicator are as follows:

B, blue G, green
 V, violet P, purple
 Y, yellow R, red
 O, orange O-Br, orange-brown
 C, colorless

Indicator	Chemical name	pH range	pK_a	λ_{\max} , nm	Color change
Cresol red (acid range)	<i>o</i> -Cresolsulfonephthalein	0.2–1.8			R-Y
Cresol purple (acid range)	<i>m</i> -Cresolsulfonephthalein	1.2–2.8	1.51	533, —	R-Y
Thymol blue (acid range)	Thymolsulfonephthalein	1.2–2.8	1.65	544, 430	R-Y
Tropeolin OO	Diphenylamino- <i>p</i> -benzene sodium sulfonate	1.3–3.2	2.0	527, —	R-Y
2,6-Dinitrophenol	2,6-Dinitrophenol	2.4–4.0	3.69		C-Y
2,4-Dinitrophenol	2,4-Dinitrophenol	2.5–4.3	3.90		C-Y
Methyl yellow	Dimethylaminoazobenzene	2.9–4.0	3.3	508, —	R-Y
Methyl orange	Dimethylaminoazobenzene sodium sulfonate	3.1–4.4	3.40	522, 464	R-O
Bromophenol blue	Tetrabromophenolsulfonephthalein	3.0–4.6	3.85	436, 592	Y-BV
Bromocresol green	Tetrabromo- <i>m</i> -cresolsulfonephthalein	4.0–5.6	4.68	444, 617	Y-B
Methyl red	<i>o</i> -Carboxybenzeneazodimethylaniline	4.4–6.2	4.95	530, 427	R-Y
Chlorophenol red	Dichlorophenolsulfonephthalein	5.4–6.8	6.0	—, 573	Y-R
Bromocresol purple	Dibromo- <i>o</i> -cresolsulfonephthalein	5.2–6.8	6.3	433, 591	Y-P
Bromophenol red	Dibromophenolsulfonephthalein	5.2–6.8		—, 574	Y-R
<i>p</i> -Nitrophenol	<i>p</i> -Nitrophenol	5.3–7.6	7.15	320, 405	C-Y
Bromothymol blue	Dibromothymolsulfonephthalein	6.2–7.6	7.1	433, 617	Y-B
Neutral red	Aminodimethylaminotoluenazonium chloride	6.8–8.0	7.4		R-Y
Phenol red	Phenolsulfonephthalein	6.4–8.0	7.9	433, 558	Y-R
<i>m</i> -Nitrophenol	<i>m</i> -Nitrophenol	6.4–8.8	8.3	—, 570	C-Y

TABLE 8.23 Indicators for Aqueous Acid-Base Titrations (*Continued*)

Indicator	Chemical name	pH range	pK_a	λ_{\max} , nm	Color change
Cresol red	<i>o</i> -Cresolsulfonephthalein	7.2–8.8	8.2	434, 572	Y-R
<i>m</i> -Cresol purple	<i>m</i> -Cresolsulfonephthalein	7.6–9.2	8.32	—, 580	Y-P
Thymol blue	Thymolsulfonephthalein	8.0–9.6	8.9	430, 596	Y-B
Phenolphthalein	Phenolphthalein	8.0–10.0	9.4	—, 553	C-R
α -Naphtholbenzein	α -Naphtholbenzein	9.0–11.0			Y-B
Thymolphthalein	Thymolphthalein	9.4–10.6	10.0	—, 598	C-B
Alizarin Yellow R	5-(<i>p</i> -Nitrophenylazo)-salicylic acid, Na salt	10.0–12.0	11.16		Y-V
Tropeolin O	<i>p</i> -Sulfobenzenazo-resorcinol	11.0–13.0			Y-O-Br
Nitramine	2,4,6-Trinitrophenyl-methylnitroamine	10.8–13.0			C-O-Br

TABLE 8.24 Mixed Indicators

Mixed indicators give sharp color changes and are especially useful in titrating to a given titration exponent (pI).

The information given in this table is from the two-volume work *Volumetric Analysis* by Kolthoff and Stenger, published by Interscience Publishers, Inc., New York, 1942 and 1947, and reproduced with their permission.

Composition of Indicator Solution	pI	Color		Notes
		Acid	Alkaline	
1 part 0.1% methyl yellow in alc. 1 part 0.1% methylene blue in alc.	*	Blue-violet	Green	Still green at pH 3.4, blue-violet at 3.2†
1 part 0.14% xylene cyanol FF in alc. 1 part 0.1% methyl orange in aq.	*	Violet	Green	Color is gray at pH 3.8
1 part 0.1% methyl orange in aq. 1 part 0.25% indigo carmine in aq.	*	Violet	Green	Good indicator, especially in artificial light
1 part 0.1% methyl orange in aq. 1 part 0.1% aniline blue in aq.		Violet	Green	
1 part 0.1% bromcresol green sodium salt in aq. 1 part 0.02% methyl orange in aq.		Orange	Blue-green	Yellow at pH 3.5, greenish yellow at 4.0, weakly green at 4.3
3 parts 0.1% bromcresol green in alc. 1 part 0.2% methyl red in alc.		Wine-red	Green	Very sharp color change†
1 part 0.2% methyl red in alc. 1 part 0.1% methylene blue in alc.	*	Red-violet	Green	Color is red-violet at pH 5.2, a dirty blue at 5.4, and a dirty green at 5.6
1 part 0.1% chlorphenol red sodium salt in aq. 1 part 0.1% aniline blue in water		Green	Violet	Pale violet at pH 5.8
1 part 0.1% bromcresol green sodium salt in aq. 1 part 0.1% chlorphenol red sodium salt in aq.		Yellow-green	Blue-violet	Blue-green at pH 5.4, blue at 5.8, blue with a touch of violet at 6.0, blue-violet at 6.2
1 part 0.1% bromcresol purple sodium salt in aq. 1 part 0.1% bromthymol blue sodium salt in aq.		Yellow	Violet-blue	Yellow-violet at pH 6.2, violet at 6.6, blue-violet at 6.8
2 parts 0.1% bromthymol blue sodium salt in aq. 1 part 0.1% azolitmin in aq.		Violet	Blue	

1 part 0.1% neutral red in alc.	*		Violet-blue	Green	Violet blue at pH 7.0†
1 part 0.1% methylene blue in alc.		7.0			
1 part 0.1% neutral red in alc.			Rose	Green	Dirty green at pH 7.4, pale rose at 7.2, clear rose at 7.0
1 part 0.1% bromthymol blue in alc.		7.2			
2 parts 0.1% cyanine in 50% alc.			Yellow	Violet	Orange at pH 7.2, beautiful violet at 7.4, color fades on standing
1 part 0.1% phenol red in 50% alc.		7.3			
1 part 0.1% bromthymol blue sodium salt in aq.			Yellow	Violet	Dirty green at pH 7.2, pale violet at 7.4, strong violet at 7.6†
1 part 0.1% phenol red sodium salt in aq.		7.5			
1 part 0.1% cresol red sodium salt in aq.			Yellow	Violet	Rose at pH 8.2, distinctly violet at 8.4†
3 parts 0.1% thymol blue sodium salt in aq.		8.3			
2 parts 0.1% α -naphtholphthalein in alc.			Pale rose	Violet	Pale violet at pH 8.2, strong violet at 8.4
1 part 0.1% cresol red in alc.		8.3			
1 part 0.1% α -naphtholphthalein in alc.			Pale rose	Violet	Pale green at pH 8.6, violet at 9.0
3 parts 0.1% phenolphthalein in alc.		8.9			
1 part 0.1% phenolphthalein in alc.	*		Green	Violet	Pale blue at pH 8.8, violet at 9.0
2 parts 0.1% methyl green in alc.		8.9			
1 part 0.1% thymol blue in 50% alc.			Yellow	Violet	From yellow thru green to violet†
3 parts 0.1% phenolphthalein in 50% alc.		9.0			
1 part 0.1% phenolphthalein in alc.			Colorless	Violet	Rose at pH 9.6, violet at 10; sharp color change
1 part 0.1% thymolphthalein in alc.		9.9			
1 part 0.1% phenolphthalein in alc.					
2 parts 0.2% Nile blue in alc.		10.0	Blue	Red	Violet at pH 10†
2 parts 0.1% thymolphthalein in alc.					
1 part 0.1% alizarin yellow in alc.		10.2	Yellow	Violet	Sharp color change
2 parts 0.2% Nile blue in aq.			Green	Red-brown	
1 part 0.1% alizarin yellow in alc.		10.8			

* Keep in a dark bottle. † Excellent indicator.

TABLE 8.25 Fluorescent Indicators

Name	pH Range	Color Change Acid to Base	Indicator Solution
Benzoflavine	-0.3 to 1.7	Yellow to green	1
3,6-Dihydroxyphthalimide	0 to 2.4	Blue to green	1
	6.0 to 8.0	Green to yellow/green	
Eosin (tetrabromofluorescein)	0 to 3.0	Non-fl to green	4, 1%
4-Ethoxyacridone	1.2 to 3.2	Green to blue	1
3,6-Tetramethyldiaminoxanthone	1.2 to 3.4	Green to blue	1
Esculin	1.5 to 2.0	Weak blue to strong blue	
Anthranilic acid	1.5 to 3.0	Non-fl to light blue	2 (50% ethanol)
	4.5 to 6.0	Light blue to dark blue	
	12.5 to 14	Dark blue to non-fl	
3-Amino-1-naphthoic acid	1.5 to 3.0	Non-fl to green	2 (as sulfate in 50% ethanol)
	4.0 to 6.0	Green to blue	
	11.6 to 13.0	Blue to non-fl	
1-Naphthylamino-6-sulfonamide (also the 1-, 7-)	1.9 to 3.9	Non-fl to green	3
	9.6 to 13.0	Green to non-fl	
2-Naphthylamino-6-sulfonamide (also the 2-, 8-)	1.9 to 3.9	Non-fl to dark blue	3
	9.6 to 13.0	Dark blue to non-fl	
1-Naphthylamino-5-sulfonamide	2.0 to 4.0	Non-fl to yellow/orange	3
	9.5 to 13.0	Yellow/orange to non-fl	
1-Naphthoic acid	2.5 to 3.5	Non-fl to blue	4
Salicylic acid	2.5 to 4.0	Non-fl to dark blue	4 (0.5%)
Phloxin BA extra (tetrachlorotetrabromofluorescein)	2.5 to 4.0	Non-fl to dark blue	2
Erythrosin B (tetraiodofluorescein)	2.5 to 4.0	Non-fl to light green	4 (0.2%)
2-Naphthylamine	2.8 to 4.4	Non-fl to violet	1
Magdala red	3.0 to 4.0	Non-fl to purple	
<i>p</i> -Aminophenylbenzenesulfonamide	3.0 to 4.0	Non-fl to light blue	3
2-Hydroxy-3-naphthoic acid	3.0 to 6.8	Blue to green	4 (0.1%)
Chromotropic acid	3.1 to 4.4	Non-fl to light blue	4 (5%)
1-Naphthionic acid	3 to 4	Non-fl to blue	4
	10 to 12	Blue to yellow-green	
1-Naphthylamine	3.4 to 4.8	Non-fl to blue	1
5-Aminosalicylic acid	3.1 to 4.4	Non-fl to light green	1 (0.2% fresh)
Quinine	3.0 to 5.0	Blue to weak violet	1 (0.1%)
	9.5 to 10.0	Weak violet to non-fl	
<i>o</i> -Methoxybenzaldehyde	3.1 to 4.4	Non-fl to green	4 (0.2%)
<i>o</i> -Phenylenediamine	3.1 to 4.4	Green to non-fl	5
<i>p</i> -Phenylenediamine	3.1 to 4.4	Non-fl to orange/yellow	5
Morin (2',4',3,5,7-pentahydroxyflavone)	3.1 to 4.4	Non-fl to green	6 (0.2%)
	8 to 9.8	Green to yellow/green	
Thioflavine S	3.1 to 4.4	Dark blue to light blue	6 (0.2%)
Fluorescein	4.0 to 4.5	Pink/green to green	4 (1%)
Dichlorofluorescein	4.0 to 6.6	Blue green to green	1
β -Methylesculetin	4.0 to 6.2	Non-fl to blue	1
	9.0 to 10.0	Blue to light green	
Quininic acid	4.0 to 5.0	Yellow to blue	6 (satd)
β -Naphthoquinoline	4.4 to 6.3	Blue to non-fl	3
Resorufin (7-oxyphenoxazone)	4.4 to 6.4	Yellow to orange	

Indicator solutions: 1, 1% solution in ethanol; 2, 0.1% solution in ethanol; 3, 0.05% solution in 90% ethanol; 4, sodium or potassium salt in distilled water; 5, 0.2% solution in 70% ethanol; 6, distilled water.

Reference: G.F. Kirkbright, "Fluorescent Indicators," Chap. 9 in *Indicators*, E. Bishop (ed.), Pergamon Press, Oxford, 1972.

TABLE 8.25 Fluorescent Indicators (Continued)

Name	pH Range	Color Change Acid to Base	Indicator Solution
Acridine	5.2 to 6.6	Green to violet	2
3,6-Dihydroxyxanthone	5.4 to 7.6	Non-fl to blue/violet	1
5,7-Dihydroxy-4-methylcoumarin	5.5 to 5.8	Light blue to dark blue	
3,6-Dihydroxyphthalic acid dinitrile	5.8 to 8.2	Blue to green	1
1,4-Dihydroxybenzenedisulfonic acid	6 to 7	Non-fl to light blue	4 (0.1%)
Luminol	6 to 7	Non-fl to blue	
2-Naphthol-6-sulfonic acid	5-7 to 8-9	Non-fl to blue	4
Quinoline	6.2 to 7.2	Blue to non-fl	6 (satd)
1-Naphthol-5-sulfonic acid	6.5 to 7.5	Non-fl to green	6 (satd)
Umbelliferone	6.5 to 8.0	Non-fl to blue	
Magnesium-8-hydroxyquinolate	6.5 to 7.5	Non-fl to yellow	6 (0.1% in 0.01 M HCl)
Orcinaurine	6.5 to 8.0	Non-fl to green	6 (0.03%)
Diazo brilliant yellow	6.5 to 7.5	Non-fl to blue	
Coumaric acid	7.2 to 9.0	Non-fl to green	1
β -Methylumbelliferone	> 7.0	Non-fl to blue	2 (0.3%)
Harmine	7.2 to 8.9	Blue to yellow	
2-Naphthol-6,8-disulfonic acid	7.5 to 9.1	Blue to light blue	4
Salicylaldehyde semicarbazone	7.6 to 8.0	Yellow to blue	2
1-Naphthol-2-sulfonic acid	8.0 to 9.0	Dark blue to light blue	4
Salicylaldehyde acetylhydrazone	8.3	Non-fl to green/blue	2
Salicylaldehyde thiosemicarbazone	8.4	Non-fl to blue/green	2
1-Naphthol-4-sulfonic acid	8.2	Dark blue to light blue	4
Naphthol AS	8.2 to 10.3	Non-fl to yellow/green	4
2-Naphthol	8.5 to 9.5	Non-fl to blue	2
Acridine orange	8.4 to 10.4	Non-fl to yellow/green	1
Orcinsulfonephthalein	8.6 to 10.0	Non-fl to yellow	
2-Naphthol-3,6-disulfonic acid	9.0 to 9.5	Dark blue to light blue	4
Ethoxyphenylnaphthostilbazonium chloride	9 to 11	Green to non-fl	1
<i>o</i> -Hydroxyphenylbenzothiazole	9.3	Non-fl to blue green	2
<i>o</i> -Hydroxyphenylbenzoxazole	9.3	Non-fl to blue/violet	2
<i>o</i> -Hydroxyphenylbenzimidazole	9.9	Non-fl to blue/violet	2
Coumarin	9.5 to 10.5	Non-fl to light green	
6,7-Dimethoxyisoquinoline-1-carboxylic acid	9.5 to 11.0	Yellow to blue	0.1% in glycerine/ ethanol/water in 2:2:18 ratio
1-Naphthylamino-4-sulfonamide	9.5 to 13.0	Dark blue to white/blue	3

TABLE 8.26 Selected List of Oxidation-Reduction Indicators

Name	Reduction Potential (30°C) in Volts at		Suitable pH Range	Color Change Upon Oxidation
	pH = 0	pH = 7		
Bis(5-bromo-1,10-phenanthroline) ruthenium(II) dinitrate	1.41*			Red to faint blue
Tris(5-nitro-1,10-phenanthroline) iron(II) sulfate	1.25*			Red to faint blue
Iron(II)-2,2',2''-tripyridine sulfate	1.25*			Pink to faint blue
Tris(4,7-diphenyl-1,10-phenanthroline) iron(II) disulfate	1.13 (4.6 M H ₂ SO ₄)* 0.87 (1.0 M H ₂ SO ₄)*			Red to faint blue
<i>o,m'</i> -Diphenylaminedicarboxylic acid	1.12			Colorless to blue-violet
Setopaline	1.06 (<i>trans</i>)†			Yellow to orange
<i>p</i> -Nitrodiphenylamine	1.06			Colorless to violet
Tris(1,10-phenanthroline)-iron(II) sulfate	1.06 (1.00 M H ₂ SO ₄)* 1.00 (3.0 M H ₂ SO ₄)* 0.89 (6.0 M H ₂ SO ₄)*			Red to faint blue
Setoglaucine O	1.01 (<i>trans</i>)†			Yellow-green to yellow-red
Xylene cyanole FF	1.00 (<i>trans</i>)†			Yellow-green to pink
Erioglaucine A	1.00 (<i>trans</i>)†			Green-yellow to bluish red
Eriogreen	0.99 (<i>trans</i>)†			Green-yellow to orange
Tris(2,2'-bipyridine)-iron(II) hydrochloride	0.97*			Red to faint blue
2-Carboxydiphenylamine [<i>N</i> -phenyl- anthranilic acid]	0.94			Colorless to pink
Benzidine dihydrochloride	0.92			Colorless to blue
<i>o</i> -Toluidine	0.87			Colorless to blue
Bis(1,10-phenanthroline)-osmium(II) perchlorate	0.859 (0.1 M H ₂ SO ₄)			Green to pink
Diphenylamine-4-sulfonate (Na salt)	0.85			Colorless to violet

3,3'-Dimethoxybenzidine dihydrochloride [<i>o</i> -dianisidine]	0.85			Colorless to red
Ferrocypen	0.81			Yellow to violet
4'-Ethoxy-2,4-diaminoazobenzene	0.76			Red to pale yellow
<i>N,N</i> -Diphenylbenzidine	0.76			Colorless to violet
Diphenylamine	0.76			Colorless to violet
<i>N,N</i> -Dimethyl- <i>p</i> -phenylenediamine	0.76			Colorless to red
Variamine blue B hydrochloride	0.712‡	0.310	1.5–6.3	Colorless to blue
<i>N</i> -Phenyl-1,2,4-benzenetriamine	0.70			Colorless to red
Bindschedler's green	0.680‡	0.224	2–9.5	
2,6-Dichloroindophenol (Na salt)	0.668‡	0.217	6.3–11.4	Colorless to blue
2,6-Dibromophenolindophenol	0.668‡	0.216	7.0–12.3	Colorless to blue
Brilliant cresyl blue [3-amino-9-dimethyl- amino-10-methylphenoxyazaine chloride]	0.583	0.047	0–11	Colorless to blue
Iron(II)-tetrapyridine chloride	0.59			Red to faint blue
Thionine [Lauth's violet]	0.563‡	0.064	1–13	Colorless to violet
Starch (soluble potato, I ₃ ⁻ present)	0.54			Colorless to blue
Gallocyanine (25°C)		0.021		Colorless to violet-blue
Methylene blue	0.532‡	0.011	1–13	Colorless to blue
Nile blue A [aminonaphthodiethylamino- phenoxazine sulfate]	0.406‡	–0.119	1.4–12.3	Colorless to blue
Indigo-5,5',7,7'-tetrasulfonic acid (Na salt)	0.365‡	–0.046	<9	Colorless to blue
Indigo-5,5',7-trisulfonic acid (Na salt)	0.332‡	–0.081	<9	Colorless to blue
Indigo-5,5'-disulfonic acid (Na salt)	0.291‡	–0.125	<9	Colorless to blue
Phenosafranin	0.280‡	–0.252	1–11	Colorless to violet-blue
Indigo-5-monosulfonic acid (Na salt)	0.262‡	–0.157	<9	Colorless to blue
Safranin T	0.24‡	–0.289	1–12	Colorless to violet-blue
Bis(dimethylglyoximate)-iron(II) chloride	0.155		6–10	Red to colorless
Induline scarlet	0.047‡	–0.299	3–8.6	Colorless to red
Neutral red		–0.323	2–11	Colorless to red-violet

* Transition point is at higher potential than the tabulated formal potential because the molar absorptivity of the reduced form is very much greater than that of the oxidized form.

‡ *Trans* = first noticeable color transition; often 60 mV less than E°

‡ Values of E° are obtained by extrapolation from measurements in weakly acid or weakly alkaline systems.

8.6 ELECTRODE POTENTIALS

TABLE 8.27 Potentials of the Elements and Their Compounds at 25°C

Standard potentials are tabulated except when a solution composition is stated; the latter are formal potentials and the concentrations are in mol/liter.

Half-reaction	Standard or formal potential	Solution composition
Actinium		
$\text{Ac}^{3+} + 3e^- = \text{Ac}$	-2.13	
Aluminum		
$\text{Al}^{3+} + 3e^- = \text{Al}$	-1.676	
$\text{AlF}_6^{3-} + 3e^- = \text{Al} + 6\text{F}^-$	-2.07	
$\text{Al}(\text{OH})_4^- + 3e^- = \text{Al} + 4\text{OH}^-$	-2.310	
Americium		
$\text{AmO}_2^{2+} + 4\text{H}^+ + 2e^- = \text{Am}^{4+} + 2\text{H}_2\text{O}$	1.20	
$\text{AmO}_2^{2+} + e^- = \text{AmO}_2^+$	1.59	
$\text{AmO}_2^+ + 4\text{H}^+ + e^- = \text{Am}^{4+} + 2\text{H}_2\text{O}$	0.82	
$\text{AmO}_2^+ + 4\text{H}^+ + 2e^- = \text{Am}^{3+} + 2\text{H}_2\text{O}$	1.72	
$\text{Am}^{4+} + e^- = \text{Am}^{3+}$	2.62	
$\text{Am}^{4+} + 4e^- = \text{Am}$	-0.90	
$\text{Am}^{3+} + 3e^- = \text{Am}$	-2.07	
Antimony		
$\text{Sb}(\text{OH})_4^- + 2e^- = \text{SbO}_2 + 2\text{OH}^- + 2\text{H}_2\text{O}$	-0.465	1 NaOH
$\text{SbO}_2 + 2\text{H}_2\text{O} + 3e^- = \text{Sb} + 4\text{OH}^-$	0.639	1 NaOH
$\text{Sb} + 3\text{H}_2\text{O} + 3e^- = \text{SbH}_3 + 3\text{OH}^-$	-1.338	1 NaOH
$\text{Sb}_2\text{O}_5 + 6\text{H}^+ + 4e^- = 2\text{SbO}^+ + 3\text{H}_2\text{O}$	0.605	
$\text{Sb}_2\text{O}_5 + 4\text{H}^+ + 4e^- = \text{Sb}_2\text{O}_3 + 2\text{H}_2\text{O}$	0.699	
$\text{Sb}_2\text{O}_5 + 2\text{H}^+ + 2e^- = \text{Sb}_2\text{O}_4 + \text{H}_2\text{O}$	1.055	
$\text{Sb}_2\text{O}_4 + 2\text{H}^+ + 2e^- = \text{Sb}_2\text{O}_3 + \text{H}_2$	0.342	
$\text{SbO}^+ + 2\text{H}^+ + 3e^- = \text{Sb} + \text{H}_2\text{O}$	0.204	
$\text{Sb} + 3\text{H}^+ + 3e^- = \text{SbH}_3$	-0.510	
Arsenic		
$\text{H}_3\text{AsO}_4 + 2\text{H}^+ + 2e^- = \text{HAsO}_2 + 2\text{H}_2\text{O}$	0.560	
$\text{HAsO}_2 + 3\text{H}^+ + 3e^- = \text{As} + 2\text{H}_2\text{O}$	0.240	
$\text{As} + 3\text{H}^+ + 3e^- = \text{AsH}_3$	-0.225	
$\text{AsO}_4^{3-} + 2\text{H}^+ + 2e^- = \text{AsO}_2^- + 4\text{OH}^-$	-0.67	
$\text{AsO}_2^- + 2\text{H}_2\text{O} + 3e^- = \text{As} + 4\text{OH}^-$	-0.68	
$\text{As} + 3\text{H}_2\text{O} + 3e^- = \text{AsH}_3 + 3\text{OH}^-$	-1.37	
Astatine		
$\text{HAtO}_3 + 4\text{H}^+ + 4e^- = \text{HAtO} + 2\text{H}_2$	ca. 1.4	
$2\text{HAtO} + 2\text{H}^+ + 2e^- = \text{At}_2 + 2\text{H}_2\text{O}$	ca. 0.7	
$\text{At}_2 + 2e^- = 2\text{At}^-$	0.20	
Barium		
$\text{BaO}_2 + 4\text{H}^+ + 2e^- = \text{Ba}^{2+} + 2\text{H}_2\text{O}$	2.365	
$\text{Ba}^{2+} + 2e^- = \text{Ba}$	-2.92	

Source: A. J. Bard, R. Parsons, and J. Jordan (eds.), *Standard Potentials in Aqueous Solution* (prepared under the auspices of the International Union of Pure and Applied Chemistry), Marcel Dekker, New York, 1985; G. Charlot et al., *Selected Constants: Oxidation-Reduction Potentials of Inorganic Substances in Aqueous Solution*, Butterworths, London, 1971.

TABLE 8.27 Potentials of the Elements and Their Compounds at 25°C (Continued)

Half-reaction	Standard or formal potential	Solution composition
Berkelium		
$\text{Bk}^{4+} + 4e^- = \text{Bk}$	-1.05	
$\text{Bk}^{4+} + e^- = \text{Bk}^{3+}$	1.67	
$\text{Bk}^{3+} + 3e^- = \text{Bk}$	-2.01	
Beryllium		
$\text{Be}^{2+} + 2e^- = \text{Be}$	-1.99	
Bismuth		
Bi_2O_4 (bismuthate) + $4\text{H}^+ + 2e^- = 2\text{BiO}^+ + 2\text{H}_2\text{O}$	1.59	
$\text{Bi}^{3+} + 3e^- = \text{Bi}$	0.317	
$\text{Bi} + 3\text{H}^+ + 3e^- = \text{BiH}_3$	-0.97	
$\text{BiCl}_4^- + 3e^- = \text{Bi} + 4\text{Cl}^-$	0.199	
$\text{BiBr}_4^- + 3e^- = \text{Bi} + 4\text{Br}^-$	0.168	
$\text{BiOCl} + 2\text{H}^+ + 3e^- = \text{Bi} + \text{H}_2\text{O} + \text{Cl}^-$	0.170	
Boron		
$\text{B}(\text{OH})_3 + 3\text{H}^+ + 3e^- = \text{B} + 3\text{H}_2\text{O}$	-0.890	
$\text{BO}_2^- + 6\text{H}_2\text{O} + 8e^- = \text{BH}_3^- + 8\text{OH}^-$	-1.241	
$\text{B}(\text{OH})_4^- + 3e^- = \text{B} + 4\text{OH}^-$	-1.811	
Bromine		
$\text{BrO}_4^- + 2\text{H}^+ + 2e^- = \text{BrO}_3^- + \text{H}_2\text{O}$	1.853	
$\text{BrO}_3^- + 6\text{H}^+ + 6e^- = \text{Br}^- + 3\text{H}_2\text{O}$	1.478	
$\text{BrO}_3^- + 5\text{H}^+ + 4e^- = \text{HBrO} + 2\text{H}_2\text{O}$	1.444	
$2\text{BrO}_3^- + 12\text{H}^+ + 10e^- = \text{Br}_2 + 6\text{H}_2\text{O}$	1.5	
$2\text{HBrO} + 2\text{H}^+ + 2e^- = \text{Br}_2 + 2\text{H}_2\text{O}$	1.604	
$\text{HBrO} + \text{H}^+ + 2e^- = \text{Br}^- + \text{H}_2\text{O}$	1.341	
$\text{BrO}^- + \text{H}_2\text{O} + 2e^- = \text{Br}^- + 2\text{OH}^-$	0.76	
$\text{Br}_3^- + 2e^- = 3\text{Br}^-$	1.050	
$\text{Br}_2(\text{aq}) + 2e^- = 2\text{Br}^-$	1.087	1 NaOH
Cadmium		
$\text{Cd}^{2+} + 2e^- = \text{Cd}$	-0.403	
$\text{Cd}^{2+} + \text{Hg} + 2e^- = \text{Cd}(\text{Hg})$	-0.352	
$\text{CdCl}_4^{2-} + 2e^- = \text{Cd} + 4\text{Cl}^-$	-0.453	
$\text{Cd}(\text{CN})_4^{2-} + 2e^- = \text{Cd} + 4\text{CN}^-$	-0.943	
$\text{Cd}(\text{NH}_3)_4^{2+} + 2e^- = \text{Cd} + 4\text{NH}_3$	-0.622	
$\text{Cd}(\text{OH})_4^{2-} + 2e^- = \text{Cd} + 4\text{OH}^-$	-0.670	
Calcium		
$\text{CaO}_2 + 4\text{H}^+ + 2e^- = \text{Ca}^{2+} + \text{H}_2\text{O}$	2.224	
$\text{Ca}^{2+} + 2e^- = \text{Ca}$	-2.84	
$\text{Ca} + 2\text{H}^+ + 2e^- = \text{CaH}_2$	0.776	
Californium		
$\text{Cf}^{3+} + 3e^- = \text{Cf}$	-1.93	
$\text{Cf}^{3+} + e^- = \text{Cf}^{2+}$	-1.6	
$\text{Cf}^{2+} + 2e^- = \text{Cf}$	-2.1	
Carbon		
$\text{CO}_2 + 2\text{H}^+ + 2e^- = \text{CO} + \text{H}_2\text{O}$	-0.106	
$\text{CO}_2 + 2\text{H}^+ + 2e^- = \text{HCOOH}$	-0.20	
$2\text{CO}_2 + 2\text{H}^+ + 2e^- = \text{H}_2\text{C}_2\text{O}_4$	-0.481	
$\text{C}_2\text{O}_4^{2-} + 2\text{H}^+ + 2e^- = 2\text{HCOO}^-$	0.145	
$\text{HCOOH} + 2\text{H}^+ + 2e^- = \text{HCHO} + \text{H}_2\text{O}$	0.034	

TABLE 8.27 Potentials of the Elements and Their Compounds at 25°C (Continued)

Half-reaction	Standard or formal potential	Solution composition
$C_2N_2 + 2H^+ + 2e^- = 2HCN$	0.373	
$HCNO + 2H^+ + 2e^- = CO + H_2O$	0.330	
$HCHO + 2H^+ + 2e^- = CH_3OH$	0.2323	
$CNO^- + H_2O + 2e^- = CN^- + 2OH^-$	-0.97	
Cerium		
$Ce(IV) + e^- = Ce(III)$	1.70	1 HClO ₄
	1.61	1 HNO ₃
	1.44	0.5 H ₂ SO ₄
	1.28	1 HCl
$Ce^{3+} + 3e^- = Ce$	-2.34	
Cesium		
$Cs^+ + e^- = Cs$	-2.923	
$Cs^+ + Hg + e^- = Cs(Hg)$	-1.78	
Chlorine		
$ClO_4^- + 2H^+ + 2e^- = ClO_3^- + H_2O$	1.201	
$2ClO_4^- + 16H^+ + 14e^- = Cl_2 + 8H_2O$	1.392	
$ClO_4^- + 8H^+ + 8e^- = Cl^- + 4H_2O$	1.388	
$ClO_3^- + 2H^+ + e^- = ClO_2(g) + H_2O$	1.175	
$ClO_3^- + 3H^+ + 2e^- = HClO_2 + H_2O$	1.181	
$2ClO_3^- + 12H^+ + 10e^- = Cl_2 + 6H_2O$	1.468	
$ClO_3^- + 6H^+ + 6e^- = Cl^- + 3H_2O$	1.45	
$ClO_2(g) + H^+ + e^- = HClO_2$	1.188	
$HClO_2 + 2H^+ + 2e^- = HClO + H_2O$	1.64	
$HClO_2 + 3H^+ + 4e^- = Cl^- + 2H_2O$	1.584	
$2HClO_2 + 6H^+ + 6e^- = Cl_2(g) + 4H_2O$	1.659	
$2ClO^- + 2H_2O + 2e^- = Cl_2(g) + 4OH^-$	0.421	1 NaOH
$ClO^- + H_2O + 2e^- = Cl^- + 2OH^-$	0.890	1 NaOH
$Cl_3^- + 2e^- = 3Cl^-$	1.415	
$Cl_2(aq) + 2e^- = 2Cl^-$	1.396	
Chromium		
$Cr_2O_7^{2-} + 14H^+ + 6e^- = 2Cr^{3+} + 7H_2O$	1.36	
	1.15	0.1 H ₂ SO ₄
	1.03	1 HClO ₄
$CrO_4^{2-} + 4H_2O + 3e^- = Cr(OH)_4^- + 4OH^-$	-0.13	1 NaOH
$Cr^{3+} + e^- = Cr^{2+}$	-0.424	
$Cr^{3+} + 3e^- = Cr$	-0.74	
$Cr^{2+} + 2e^- = Cr$	0.90	
Cobalt		
$CoO_2 + 4H^+ + e^- = Co^{3+} + 2H_2O$	1.416	
$Co(H_2O)_6^{3+} + e^- = Co(H_2O)_6^{2+}$	1.92	
$Co(NH_3)_6^{3+} + e^- = Co(NH_3)_6^{2+}$	0.058	7 NH ₃
$Co(OH)_3 + e^- = Co(OH)_2 + OH^-$	0.17	
$Co(en)_3^{3+} + e^- = Co(en)_3^{2+}$ [en = ethylenediamine]	-0.2	0.1 en
$Co(CN)_6^{3-} + e^- = Co(CN)_6^{2-} + CN^-$	-0.8	0.8 KOH
$Co^{2+} + 2e^- = Co$	-0.277	
$Co(NH_3)_6^{2+} + 2e^- = Co + 6NH_3$	-0.422	
$[Co(CO)_4]_2 + 2e^- = 2Co(CO)_4^-$	-0.40	

TABLE 8.27 Potentials of the Elements and Their Compounds at 25°C (Continued)

Half-reaction	Standard or formal potential	Solution composition
Copper		
$\text{Cu}^{2+} + 2e^- = \text{Cu}$	0.340	
$\text{Cu}^{2+} + e^- = \text{Cu}^+$	0.159	
$\text{Cu}^+ + e^- = \text{Cu}$	0.520	
$\text{Cu}^{2+} + \text{Cl}^- + e^- = \text{CuCl}$	0.559	
$\text{Cu}^{2+} + 2\text{Br}^- + e^- = \text{CuBr}_2^-$	0.52	1 KBr
$\text{Cu}^{2+} + \text{I}^- + e^- + \text{CuI}$	0.86	
$\text{Cu}^{2+} + 2\text{CN}^- + e^- = \text{Cu}(\text{CN})_2^-$	1.12	
$\text{Cu}(\text{NH}_3)_4^{2+} + e^- = \text{Cu}(\text{NH}_3)_2^+ + 2\text{NH}_3$	0.10	1 NH_3
$\text{Cu}(\text{en})_2^{2+} + e^- = \text{Cu}(\text{en})^+ + \text{en}$	-0.35	
$\text{Cu}(\text{CN})_2^- + e^- = \text{Cu} + 2\text{CN}^-$	-0.44	
$\text{CuCl}_2^- + e^- = \text{Cu} + 3\text{Cl}^-$	0.178	1 HCl
$\text{Cu}(\text{NH}_3)_2^+ + e^- = \text{Cu} + 2\text{NH}_3$	-0.100	
Curium		
$\text{Cm}^{4+} + e^- = \text{Cm}^{3+}$	3.2	1 HClO_4
$\text{Cm}^{3+} + 3e^- = \text{Cm}$	-2.06	
Dysprosium		
$\text{Dy}^{3+} + 3e^- = \text{Dy}$	-2.29	
$\text{Dy}^{3+} + e^- = \text{Dy}^{2+}$	-2.5	
$\text{Dy}^{2+} + 2e^- = \text{Dy}$	-2.2	
Einsteinium		
$\text{Es}^{3+} + 3e^- = \text{Es}$	-2.0	
$\text{Es}^{3+} + e^- = \text{Es}^{2+}$	-1.5	
$\text{Es}^{2+} + 2e^- = \text{Es}$	-2.2	
Erbium		
$\text{Er}^{3+} + 3e^- = \text{Er}$	-2.32	
Europium		
$\text{Eu}^{3+} + 3e^- = \text{Eu}$	-1.99	
$\text{Eu}^{3+} + e^- = \text{Eu}^{2+}$	-0.35	
$\text{Eu}^{2+} + 2e^- = \text{Eu}$	-2.80	
Fermium		
$\text{Fm}^{3+} + 3e^- = \text{Fm}$	-1.96	
$\text{Fm}^{3+} + e^- = \text{Fm}^{2+}$	-1.15	
$\text{Fm}^{2+} + 2e^- = \text{Fm}$	-2.37	
Fluorine		
$\text{F}_2 + 2\text{H}^+ + 2e^- = 2\text{HF}$	3.053	
$\text{F}_2 + \text{H}^+ + 2e^- = \text{HF}_2^-$	2.979	
$\text{F}_2 + 2e^- = 2\text{F}^-$	2.87	
$\text{OF}_2 + 3\text{H}^+ + 4e^- = \text{HF}_2^- + \text{H}_2\text{O}$	2.209	
Francium		
$\text{Fr}^+ + e^- = \text{Fr}$	ca. -2.9	
Gadolinium		
$\text{Gd}^{3+} + 3e^- = \text{Gd}$	-2.28	
Gallium		
$\text{Ga}^{3+} + 3e^- = \text{Ga}$	-0.529	
$\text{Ga}^{3+} + e^- = \text{Ga}^{2+}$	-0.65	
$\text{Ga}^{2+} + 2e^- = \text{Ga}$	-0.45	

TABLE 8.27 Potentials of the Elements and Their Compounds at 25°C (Continued)

Half-reaction	Standard or formal potential	Solution composition
Germanium		
$\text{GeO}_2(\text{tetr}) + 2\text{H}^+ + 2e^- = \text{GeO}(\text{yellow}) + \text{H}_2\text{O}$	-0.255	
$\text{GeO}_2(\text{tetr}) + 4\text{H}^+ + 2e^- = \text{Ge}^{2+} + 2\text{H}_2\text{O}$	-0.210	
$\text{GeO}_2(\text{hex}) + 4\text{H}^+ + 2e^- = \text{Ge}^{2+} + 2\text{H}_2\text{O}$	-0.132	
$\text{H}_2\text{GeO}_3 + 4\text{H}^+ + 4e^- = \text{Ge} + 3\text{H}_2\text{O}$	0.012	
$\text{Ge}^{4+} + 2e^- = \text{Ge}^{2+}$	0.0	
$\text{Ge}^{2+} + 2e^- = \text{Ge}$	0.247	
$\text{GeO} + 2\text{H}^+ + 2e^- = \text{Ge} + \text{H}_2\text{O}$	-0.255	
$\text{Ge} + 4\text{H}^+ + 4e^- = \text{GeH}_4$	-0.29	
Gold		
$\text{Au}^{3+} + 3e^- = \text{Au}$	1.52	
$\text{Au}^{3+} + 2e^- = \text{Au}^+$	1.36	
$\text{Au}^+ + e^- = \text{Au}$	1.83	
$\text{AuCl}_4^- + 2e^- = \text{AuCl}_2^- + 2\text{Cl}^-$	0.926	
$\text{AuBr}_4^- + 2e^- = \text{AuBr}_2^- + 2\text{Br}^-$	0.802	
$\text{Au}(\text{SCN})_4^- + 2e^- = \text{Au}(\text{SCN})_2^- + 2\text{SCN}^-$	0.623	
$\text{AuBr}_4^- + 3e^- = \text{Au} + 4\text{Br}^-$	0.854	
$\text{AuCl}_4^- + 3e^- = \text{Au} + 4\text{Cl}^-$	1.002	
$\text{Au}(\text{SCN})_4^- + 3e^- = \text{Au} + 4\text{SCN}^-$	0.662	
$\text{Au}(\text{OH})_3 + 3\text{H}^+ + 3e^- = \text{Au} + 3\text{H}_2\text{O}$	1.45	
$\text{AuBr}_2^- + e^- = \text{Au} + 2\text{Br}^-$	0.960	
$\text{AuCl}_2^- + e^- = \text{Au} + 2\text{Cl}^-$	1.15	
$\text{AuI}_2^- + e^- = \text{Au} + 2\text{I}^-$	0.576	
$\text{Au}(\text{CN})_2^- + e^- = \text{Au} + 2\text{CN}^-$	-0.596	
$\text{Au}(\text{SCN})_2 + e^- = \text{Au} + 2\text{SCN}^-$	0.69	
Hafnium		
$\text{Hf}^{4+} + 4e^- = \text{Hf}$	-1.70	
$\text{HfO}_2 + 4\text{H}^+ + 4e^- = \text{Hf} + 2\text{H}_2\text{O}$	-1.57	
Holmium		
$\text{Ho}^{3+} + 3e^- = \text{Ho}$	-2.23	
Hydrogen		
$2\text{H}^+ + 2e^- = \text{H}_2$	0.0000	
$2\text{D}^+ + 2e^- = \text{D}_2$	0.029	
$2\text{H}_2\text{O} + 2e^- = \text{H}_2 + 2\text{OH}^-$	-0.828	
Indium		
$\text{In}^{3+} + 3e^- = \text{In}$	-0.338	
$\text{In}^{3+} + 2e^- = \text{In}^+$	-0.444	
$\text{In}^+ + e^- = \text{In}$	-0.126	
Iodine		
$\text{H}_5\text{IO}_6 + \text{H}^+ + 2e^- = \text{IO}_3^- + 3\text{H}_2\text{O}$	1.603	
$\text{IO}_3^- + 5\text{H}^+ + 4e^- = \text{HIO} + 2\text{H}_2\text{O}$	1.14	
$\text{HIO}_3 + 5\text{H}^+ + 2\text{Cl}^- + 4e^- = \text{ICl}_2^- + 3\text{H}_2\text{O}$	1.214	
$2\text{IO}_3^- + 12\text{H}^+ + 10e^- = \text{I}_2(\text{c}) + 3\text{H}_2\text{O}$	1.195	
$\text{IO}_3^- + 3\text{H}_2\text{O} + 6e^- = \text{I}^- + 6\text{OH}^-$	0.257	
$2\text{IBr}_2^- + 2e^- = \text{I}_2\text{Br}^- + 3\text{Br}^-$	0.821	
$2\text{IBr}_2^- + 2e^- = \text{I}_2(\text{c}) + 4\text{Br}^-$	0.874	
$2\text{IBr} + 2e^- = \text{I}_2\text{Br}^- + \text{Br}^-$	0.973	
$2\text{IBr} + 2e^- = \text{I}_2 + 2\text{Br}^-$	1.02	
$2\text{ICl} + 2e^- = \text{I}_2(\text{c}) + 2\text{Cl}^-$	1.20	

TABLE 8.27 Potentials of the Elements and Their Compounds at 25°C (Continued)

Half-reaction	Standard or formal potential	Solution composition
$2\text{ICl}_2^- + 2e^- = \text{I}_2(\text{c}) + 4\text{Cl}^-$	1.07	
$2\text{ICN} + 2\text{H}^+ + 2e^- = \text{I}_2(\text{c}) + 2\text{HCN}$	0.695	
$2\text{ICN} + 2\text{H}^+ + 2e^- = \text{I}_2(\text{aq}) + 2\text{HCN}$	0.609	
$2\text{HIO} + 2\text{H}^+ + 2e^- = \text{I}_2 + 2\text{H}_2\text{O}$	1.45	
$\text{HIO} + \text{H}^+ + 2e^- = \text{I}^- + \text{H}_2\text{O}$	0.985	
$\text{I}_3^- + 2e^- = 3\text{I}^-$	0.536	
$\text{I}_2(\text{aq}) + 2e^- = 2\text{I}^-$	0.621	
$\text{I}_2(\text{c}) + 2e^- = 2\text{I}^-$	0.5355	
Iridium		
$\text{IrBr}_6^{2-} + e^- = \text{IrBr}_6^{3-}$	0.805	
$\text{IrCl}_6^{2-} + e^- = \text{IrCl}_6^{3-}$	0.867	
$\text{IrI}_6^{2-} + e^- = \text{IrI}_6^{3-}$	0.49	
$\text{IrO}_2 + 4\text{H}^+ + e^- = \text{Ir}^{3+} + 2\text{H}_2\text{O}$	0.223	
$\text{IrO}_2 + 4\text{H}^+ + 4e^- = \text{Ir} + 2\text{H}_2\text{O}$	0.935	1 H ₂ SO ₄
$\text{Ir}^{3+} + 3e^- = \text{Ir}$	1.156	
$\text{IrCl}_6^{2-} + 4e^- = \text{Ir} + 6\text{Cl}^-$	0.835	
$\text{IrCl}_6^{3-} + 3e^- = \text{Ir} + 6\text{Cl}^-$	0.77	
Iron		
$\text{FeO}_4^{2-} + 8\text{H}^+ + 3e^- = \text{Fe}^{3+} + 4\text{H}_2\text{O}$	2.2	
$\text{FeO}_4^{2-} + 2\text{H}_2\text{O} + 3e^- = \text{FeO}_2^- + 4\text{OH}^-$	0.55	10 NaOH
$\text{Fe}^{3+} + e^- = \text{Fe}^{2+}$	0.771	
	0.70	1 HCl
	0.67	0.5 H ₂ SO ₄
	0.44	0.3 H ₃ PO ₄
$\text{Fe}(\text{CN})_6^{3-} + e^- = \text{Fe}(\text{CN})_6^{4-}$	0.361	
	0.71	1 HCl
$\text{Fe}(\text{EDTA})^- + e^- = \text{Fe}(\text{EDTA})^{2-}$	0.12	0.1 EDTA, pH 4–6
$\text{Fe}(\text{OH})_4^- + e^- = \text{Fe}(\text{OH})_3^-$	-0.73	1 NaOH
$\text{Fe}^{2+} + 2e^- = \text{Fe}$	-0.44	
$[\text{Fe}(\text{CO})_4]_3 + 6e^- = 3\text{Fe}(\text{CO})_4^{2-}$	-0.70	
Lanthanum		
$\text{La}^{3+} + 3e^- = \text{La}$	-2.38	
Lawrencium		
$\text{Lr}^{3+} + 3e^- = \text{Lr}$	-2.0	
Lead		
$\text{Pb}^{4+} + 2e^- = \text{Pb}^{2+}$	1.65	
$\text{PbO}_2(\text{alpha}) + \text{SO}_4^{2-} + 4\text{H}^+ + 2e^- = \text{PbSO}_4 + 2\text{H}_2\text{O}$	1.690	
$\text{PbO}_2 + 4\text{H}^+ + 2e^- = \text{Pb}^{2+} + 2\text{H}_2\text{O}$	1.46	
$\text{PbO}_2 + 2\text{H}^+ + 2e^- = \text{PbO} + \text{H}_2\text{O}$	0.28	
$\text{PbO}_2^{2-} + \text{H}_2\text{O} + 2e^- = \text{HPbO}_2^- + 3\text{OH}^-$	0.3	2 NaOH
$\text{Pb}^{2+} + 2e^- = \text{Pb}$	-0.126	
$\text{HPbO}_2^- + \text{H}_2\text{O} + 2e^- = \text{Pb} + 3\text{OH}^-$	-0.54	
$\text{PbHPO}_4 + 2e^- = \text{Pb} + \text{HPO}_4^{2-}$	-0.465	
$\text{PbSO}_4 + 2e^- = \text{Pb} + \text{SO}_4^{2-}$	-0.356	
$\text{PbF}_2 + 2e^- = \text{Pb} + 2\text{F}^-$	-0.344	
$\text{PbCl}_2 + 2e^- = \text{Pb} + 2\text{Cl}^-$	-0.268	
$\text{PbBr}_2 + 2e^- = \text{Pb} + 2\text{Br}^-$	-0.280	
$\text{PbI}_2 + 2e^- = \text{Pb} + 2\text{I}^-$	-0.365	
$\text{Pb} + 2\text{H}^+ + 2e^- = \text{PbH}_2$	-1.507	

TABLE 8.27 Potentials of the Elements and Their Compounds at 25°C (Continued)

Half-reaction	Standard or formal potential	Solution composition
Lithium		
$\text{Li}^+ + e^- = \text{Li}$	-3.040	
$\text{Li}^+ + \text{Hg} + e^- = \text{Li}(\text{Hg})$	-2.00	
Lutetium		
$\text{Lu}^{3+} + 3e^- = \text{Lu}$	-2.30	
Magnesium		
$\text{Mg}^{2+} + 2e^- = \text{Mg}$	-2.356	
$\text{Mg}(\text{OH})_2 + 2e^- = \text{Mg} + 2\text{OH}^-$	-2.687	
Manganese		
$\text{MnO}_4^- + e^- = \text{MnO}_4^{2-}$	0.56	
$\text{MnO}_4^- + 4\text{H}^+ + 3e^- = \text{MnO}_2(\text{beta}) + 2\text{H}_2\text{O}$	1.70	
$\text{MnO}_4^- + 2\text{H}_2\text{O} + 3e^- = \text{MnO}_2 + 4\text{OH}^-$	0.60	
$\text{MnO}_4^- + 8\text{H}^+ + 5e^- = \text{Mn}^{2+} + 4\text{H}_2\text{O}$	1.51	
$\text{MnO}_4^{2-} + e^- = \text{MnO}_4^{3-}$	0.27	
$\text{MnO}_4^{3-} + 2\text{H}_2\text{O} + 2e^- = \text{MnO}_2 + 4\text{OH}^-$	0.62	
$\text{MnO}_3^{3-} + 2\text{H}_2\text{O} + e^- = \text{MnO}_2 + 4\text{OH}^-$	0.96	
$\text{MnO}_2 + 4\text{H}^+ + e^- = \text{Mn}^{3+} + 2\text{H}_2\text{O}$	0.95	
$\text{MnO}_2(\text{beta}) + 4\text{H}^+ + 2e^- = \text{Mn}^{2+} + 2\text{H}_2\text{O}$	1.23	
$\text{Mn}^{3+} + e^- = \text{Mn}^{2+}$	1.5	
$\text{Mn}(\text{H}_2\text{P}_2\text{O}_7)_3^{3-} + 2\text{H}^+ + e^- = \text{Mn}(\text{H}_2\text{P}_2\text{O}_7)_2^{2-} + \text{H}_4\text{P}_2\text{O}_7$	1.15	0.4 $\text{H}_2\text{P}_2\text{O}_7^{2-}$
$\text{Mn}(\text{CN})_6^{3-} + e^- = \text{Mn}(\text{CN})_6^{4-}$	-0.24	1.5 NaCN
$\text{Mn}^{2+} + 2e^- = \text{Mn}$	-1.17	
Mendelevium		
$\text{Md}^{3+} + 3e^- = \text{Md}$	-1.7	
$\text{Md}^{3+} + e^- = \text{Md}^{2+}$	-0.15	
$\text{Md}^{2+} + 2e^- = \text{Md}$	-2.4	
Mercury		
$2\text{Hg}^{2+} + 2e^- = \text{Hg}_2^{2+}$	0.911	
$2\text{HgCl}_2 + 2e^- = \text{Hg}_2\text{Cl}_2 + 2\text{Cl}^-$	0.63	
$\text{Hg}^{2+} + 2e^- = \text{Hg}(\text{lq})$	0.8535	
$\text{HgO}(\text{c.red}) + 2\text{H}^+ + 2e^- = \text{Hg} + \text{H}_2\text{O}$	0.926	
$\text{Hg}_2^{2+} + 2e^- = 2\text{Hg}$	0.7960	
$\text{Hg}_2\text{F}_2 + 2e^- = 2\text{Hg} + 2\text{F}^-$	0.656	
$\text{Hg}_2\text{Cl}_2 + 2e^- = 2\text{Hg} + 2\text{Cl}^-$	0.2682	
$\text{Hg}_2\text{Br}_2 + 2e^- = 2\text{Hg} + 2\text{Br}^-$	0.1392	
$\text{Hg}_2\text{I}_2 + 2e^- = 2\text{Hg} + 2\text{I}^-$	-0.0405	
$\text{Hg}_2\text{SO}_4 + 2e^- = 2\text{Hg} + \text{SO}_4^{2-}$	0.614	
Molybdenum		
$\text{MoO}_4^{2-} + 4\text{H}_2\text{O} + 6e^- = \text{Mo} + 8\text{OH}^-$	-0.913	
$\text{H}_2\text{MoO}_4 + 6\text{H}^+ + 6e^- = \text{Mo} + 4\text{H}_2\text{O}$	0.114	
$\text{H}_2\text{MoO}_4 + 2\text{H}^+ + 2e^- = \text{MoO}_2 + 2\text{H}_2\text{O}$	0.646	
$\text{MoO}_2 + 4\text{H}^+ + 4e^- = \text{Mo} + 2\text{H}_2\text{O}$	-0.152	
$\text{H}_2\text{MoO}_4 + 6\text{H}^+ + 3e^- = \text{Mo}^{3+} + 4\text{H}_2\text{O}$	0.428	
$\text{Mo}(\text{CN})_6^{3-} + e^- = \text{Mo}(\text{CN})_6^{4-}$	0.725	
$\text{Mo}^{3+} + 3e^- = \text{Mo}$	-0.2	
Neodymium		
$\text{Nd}^{3+} + 3e^- = \text{Nd}$	-2.32	
$\text{Nd}^{3+} + e^- = \text{Nd}^{2+}$	-2.6	
$\text{Nd}^{2+} + 2e^- = \text{Nd}$	-2.2	

TABLE 8.27 Potentials of the Elements and Their Compounds at 25°C (Continued)

Half-reaction	Standard or formal potential	Solution composition
Neptunium		
$\text{NpO}_3^+ + 2\text{H}^+ + e^- = \text{NpO}_2^+ + \text{H}_2\text{O}$	2.04	
$\text{NpO}_2^+ + e^- = \text{NpO}_2^+$	1.34	
$\text{NpO}_2^+ + 4\text{H}^+ + 2e^- = \text{Np}^{4+} + 2\text{H}_2\text{O}$	0.95	
$\text{Np}^{4+} + e^- = \text{Np}^{3+}$	0.18	
$\text{Np}^{4+} + 4e^- = \text{Np}$	-1.30	
$\text{Np}^{3+} + 3e^- = \text{Np}$	-1.79	
Nickel		
$\text{NiO}_2^- + 4\text{H}^+ + 2e^- = \text{NiO}_2 + 2\text{H}_2\text{O}$	1.8	
$\text{NiO}_2 + 4\text{H}^+ + 2e^- = \text{Ni}^{2+} + 2\text{H}_2\text{O}$	1.593	
$\text{NiO}_2 + 2\text{H}_2\text{O} + 2e^- = \text{Ni}(\text{OH})_2 + 2\text{OH}^-$	0.490	
$\text{Ni}(\text{CN})_2^- + e^- = \text{Ni}(\text{CN})_3^- + \text{CN}^-$	-0.401	
$\text{Ni}^{2+} + 2e^- = \text{Ni}$	-0.257	
$\text{Ni}(\text{OH})_2 + 2e^- = \text{Ni} + 2\text{OH}^-$	-0.72	
$\text{Ni}(\text{NH}_3)_6^{2+} + 2e^- = \text{Ni} + 6\text{NH}_3$	-0.49	
Niobium		
$\text{Nb}_2\text{O}_5 + 10\text{H}^+ + 4e^- = 2\text{Nb}^{3+} + 5\text{H}_2\text{O}$	-0.1	
$\text{Nb}_2\text{O}_5 + 10\text{H}^+ + 10e^- = 2\text{Nb} + 5\text{H}_2\text{O}$	-0.65	
$\text{Nb}^{3+} + 3e^- = \text{Nb}$	-1.1	
Nitrogen		
$2\text{NO}_3^- + 4\text{H}^+ + 2e^- = \text{N}_2\text{O}_4 + 2\text{H}_2\text{O}$	0.803	
$\text{NO}_3^- + 3\text{H}^+ + 2e^- = \text{HNO}_2 + \text{H}_2\text{O}$	0.94	
$\text{N}_2\text{O}_4 + 2\text{H}^+ + 2e^- = 2\text{HNO}_2$	1.07	
$\text{HNO}_2 + \text{H}^+ + e^- = \text{NO} + \text{H}_2\text{O}$	0.996	
$2\text{HNO}_2 + 4\text{H}^+ + 4e^- = \text{N}_2\text{O}(\text{g}) + 3\text{H}_2\text{O}$	1.297	
$2\text{HNO}_2 + 4\text{H}^+ + 4e^- = \text{H}_2\text{N}_2\text{O}_2 + 2\text{H}_2\text{O}$	0.86	
$2\text{NO} + 2\text{H}^+ + 2e^- = \text{H}_2\text{N}_2\text{O}_2$	0.71	
$2\text{NO} + 2\text{H}^+ + 2e^- = \text{N}_2\text{O} + \text{H}_2\text{O}$	1.59	
$\text{H}_2\text{N}_2\text{O}_2 + 6\text{H}^+ + 4e^- = 2\text{HONH}_3^+$	0.496	
$\text{N}_2\text{O} + 2\text{H}^+ + 2e^- = \text{N}_2 + \text{H}_2\text{O}$	1.77	
$\text{N}_2\text{O} + 6\text{H}^+ + \text{H}_2\text{O} + 4e^- = 2\text{HONH}_3^+$	-0.05	
$\text{N}_2 + 2\text{H}_2\text{O} + 4\text{H}^+ + 2e^- = 2\text{HONH}_3^+$	-1.87	
$\text{N}_2 + 5\text{H}^+ + 4e^- = \text{N}_2\text{H}_5^+$	-0.23	
$\text{HONH}_3^+ + 2\text{H}^+ + 2e^- = \text{NH}_4^+ + \text{H}_2\text{O}$	1.35	
$2\text{HONH}_3^+ + \text{H}^+ + 2e^- = \text{N}_2\text{H}_5^+ + 2\text{H}_2\text{O}$	1.41	
$\text{N}_2\text{H}_5^+ + 3\text{H}^+ + 2e^- = 2\text{NH}_4^+$	1.275	
$3\text{N}_2 + 2\text{H}^+ + 2e^- = 2\text{HN}_3$	-3.40	
Nobelium		
$\text{No}^{3+} + 3e^- = \text{No}$	-1.2	
$\text{No}^{3+} + e^- = \text{No}^{2+}$	1.4	
$\text{No}^{2+} + 2e^- = \text{No}$	-2.5	
Osmium		
$\text{OsO}_4(\text{aq}) + 4\text{H}^+ + 4e^- = \text{OsO}_2 \cdot 2\text{H}_2\text{O} + 2\text{H}_2\text{O}$	0.964	
$\text{OsO}_4(\text{c, yellow}) + 8\text{H}^+ + 8e^- = \text{Os} + 4\text{H}_2\text{O}$	0.85	
$\text{OsO}_2 + 4\text{H}^+ + 4e^- = \text{Os} + 2\text{H}_2\text{O}$	0.687	
$\text{OsCl}_6^{2-} + e^- = \text{OsCl}_6^{3-}$	0.45	
$\text{OsBr}_6^{2-} + e^- = \text{OsBr}_6^{3-}$	0.35	
Oxygen		
$\text{O}_3 + 2\text{H}^+ + 2e^- = \text{O}_2 + \text{H}_2\text{O}$	2.075	
$\text{O}_3 + \text{H}_2\text{O} + 2e^- = \text{O}_2 + 2\text{OH}^-$	1.240	1 NaOH

TABLE 8.27 Potentials of the Elements and Their Compounds at 25°C (Continued)

Half-reaction	Standard or formal potential	Solution composition
$O_2 + 4H^+ + 4e^- = 2H_2O$	1.229	
$O_2 + 2H^+ + 2e^- = H_2O$	0.695	
$O_2 + H_2O + 2e^- = HO_2^- + OH^-$	-0.076	
$H_2O_2 + 2H^+ + 2e^- = 2H_2O$	1.763	
$HO_2^- + H_2O + 2e^- = 3OH^-$	0.867	1 NaOH
$O_2 + 2H_2O + 4e^- = 4OH^-$	0.401	
Palladium		
$PdO_3 + 2H^+ + 2e^- = PdO_2 + H_2O$	2.030	
$PdCl_6^{2-} + 2e^- = PdCl_4^{2-} + 2Cl^-$	1.470	
$PdBr_6^{2-} + 2e^- = PdBr_4^{2-} + 2Br^-$	0.99	
$PdI_6^{2-} + 2e^- = PdI_4^{2-} + 2I^-$	0.48	
$Pd^{2+} + 2e^- = Pd$	0.915	
$PdCl_4^{2-} + 2e^- = Pd + 4Cl^-$	0.62	1 HCl
$PdBr_4^{2-} + 2e^- = Pd + 4Br^-$	0.49	
$Pd(NH_3)_4^{2+} + 2e^- = Pd + 4NH_3$	0.0	1 NH ₃
$Pd(CN)_4^{2-} + 2e^- = Pd + 4CN^-$	-1.35	1 KCN
Phosphorus		
$H_3PO_4 + 2H^+ + 2e^- = H_3PO_3 + H_2O$	-0.276	
$2H_3PO_4 + 2H^+ + 2e^- = H_4P_2O_6 + 2H_2O$	-0.933	
$H_4P_2O_6 + 2H^+ + 2e^- = 2H_3PO_3$	0.380	
$H_3PO_3 + 2H^+ + 2e^- = HPH_2O_2 + H_2O$	-0.499	
$HPH_2O_2 + H^+ + e^- = P + 2H_2O$	-0.365	
$H_3PO_3 + 3H^+ + 3e^- = P + 3H_2O$	-0.502	
$2P(\text{white}) + 4H^+ + 4e^- = P_2H_4$	-0.100	
$P_2H_4 + 2H^+ + 2e^- = 2PH_3$	-0.006	
$P(\text{white}) + 3H^+ + 3e^- = PH_3$	-0.063	
Platinum		
$PtO_3 + 2H^+ + 2e^- = PtO_2 + H_2O$	2.0	
$PtO_2 + 2H^+ + 2e^- = PtO + H_2O$	1.045	
$PtCl_6^{2-} + 2e^- = PtCl_4^{2-} + 2Cl^-$	0.726	
$PtBr_6^{2-} + 2e^- = PtBr_4^{2-} + 2Br^-$	0.613	1 KBr
$PtI_6^{2-} + 2e^- = PtI_4^{2-} + 2I^-$	0.321	1 KI
$Pt^{2+} + 2e^- = Pt$	1.188	
$PtCl_4^{2-} + 2e^- = Pt + 4Cl^-$	0.758	
$PtBr_4^{2-} + 2e^- = Pt + 4Br^-$	0.698	
Plutonium		
$PuO_3^{2+} + e^- = PuO_2^+$	1.02	
$PuO_2^{2+} + 4H^+ + 2e^- = Pu^{4+} + 2H_2O$	1.04	
$Pu^{4+} + e^- = Pu^{3+}$	1.01	
	0.80	1 H ₃ PO ₄
	0.50	1 HF
$Pu^{4+} + 4e^- = Pu$	-1.25	
$Pu^{3+} + 3e^- = Pu$	-2.00	
Polonium		
$PoO_2 + 4H^+ + 2e^- = Po^{2+} + 2H_2O$	1.1	
$Po^{4+} + 4e^- = Po$	0.73	
$Po^{2+} + 2e^- = Po$	0.37	
$Po + 2H^+ + 2e^- = H_2Po$	ca. -1.0	

TABLE 8.27 Potentials of the Elements and Their Compounds at 25°C (Continued)

Half-reaction	Standard or formal potential	Solution composition
Potassium		
$K^+ + e^- = K$	-2.924	
$K^+ + Hg + e^- = K(Hg)$	ca. -1.9	
Praseodymium		
$Pr^{4+} + e^- = Pr^{3+}$	3.2	
$Pr^{3+} + e^- = Pr$	-2.35	
Promethium		
$Pm^{3+} + 3e^- = Pm$	-2.42	
Protoactinium		
$PaOOH^{2+} + 3H^+ + e^- = Pa^{4+} + 2H_2O$	-0.10	
$PaOOH^{2+} + 3H^+ + 5e^- = Pa + 2H_2O$	-1.19	
$Pa^{4+} + 4e^- = Pa$	-1.46	
Radium		
$Ra^{2+} + 2e^- = Ra$	-2.916	
Rhenium		
$ReO_4^- + 2H^+ + e^- = ReO_3 + H_2O$	0.768	
$ReO_4^- + 4H^+ + 3e^- = ReO_2 + 2H_2O$	0.51	
$ReO_4^- + 2H_2O + 3e^- = ReO_2 + 4OH^-$	-0.594	
$ReO_4^- + 6Cl^- + 8H^+ + 3e^- = ReCl_6^{2-} + 4H_2O$	0.12	
$2ReO_4^- + 10H^+ + 8e^- = Re_2O_3 + 5H_2O$	-0.808	
$ReO_3 + 2H^+ + 2e^- = ReO_2 + H_2O$	0.63	
$ReO_2 + 4H^+ + 4e^- = Re + 2H_2O$	0.22	
$ReCl_6^{2-} + 4e^- = Re + 6Cl^-$	0.51	
$Re + e^- = Re^-$	-0.10	
Rhodium		
$RhO_2 + 4H^+ + e^- = Rh^{3+} + 2H_2O$	1.881	
$Rh^{3+} + 3e^- = Rh$	0.76	
$RhCl_6^{3-} + 3e^- = Rh + 6Cl^-$	0.5	
Rubidium		
$Rb^+ + e^- = Rb$	-2.924	
$Rb^+ + Hg + e^- = Rb(Hg)$	-1.81	
Ruthenium		
$RuO_4 + e^- = RuO_4^-$	0.89	
$RuO_4 + 4H^+ + 4e^- = RuO_2 + 2H_2O$	1.4	
$RuO_4 + 8H^+ + 8e^- = Ru + 4H_2O$	1.04	
$RuO_4^- + e^- = RuO_4^{2-}$	0.593	
$RuO_4^{2-} + 4H^+ + 2e^- = RuO_2 + 2H_2O$	2.0	
$RuO_2 + 4H^+ + 4e^- = Ru + 2H_2O$	0.68	
$Ru(H_2O)_6^{3+} + e^- = Ru(H_2O)_6^{2+}$	0.249	
$Ru(NH_3)_6^{3+} + e^- = Ru(NH_3)_6^{2+}$	0.10	
$Ru(CN)_6^{3-} + e^- = Ru(CN)_6^{4-}$	0.86	
$Ru^{3+} + e^- = Ru^{2+}$	0.249	
Samarium		
$Sm^{3+} + 3e^- = Sm$	-2.30	
$Sm^{3+} + e^- = Sm^{2+}$	-1.55	
$Sm^{2+} + 2e^- = Sm$	-2.67	
Scandium		
$Sc^{3+} + 3e^- = Sc$	-2.03	

TABLE 8.27 Potentials of the Elements and Their Compounds at 25°C (Continued)

Half-reaction	Standard or formal potential	Solution composition
Selenium		
$\text{SeO}_4^{2-} + 4\text{H}^+ + 2e^- = \text{H}_2\text{SeO}_3 + \text{H}_2\text{O}$	1.151	1 NaOH
$\text{H}_2\text{SeO}_3 + 4\text{H}^+ + 4e^- = \text{Se} + 3\text{H}_2\text{O}$	0.74	
$\text{Se}(\text{c}) + 2\text{H}^+ + 2e^- = \text{H}_2\text{Se}(\text{aq})$	-0.115	
$\text{Se} + \text{H}^+ + 2e^- = \text{HSe}^-$	-0.227	
$\text{Se} + 2e^- = \text{Se}^{2-}$	-0.670	
Silicon		
$\text{SiO}_2(\text{quartz}) + 4\text{H}^+ + 4e^- = \text{Si} + 2\text{H}_2\text{O}$	-0.909	1 NaOH
$\text{SiO}_2 + 2\text{H}^+ + 2e^- = \text{SiO} + \text{H}_2\text{O}$	-0.967	
$\text{SiO}_2 + 8\text{H}^+ + 8e^- = \text{SiH}_4 + 2\text{H}_2\text{O}$	-0.516	
$\text{SiF}_6^{2-} + 4e^- = \text{Si} + 6\text{F}^-$	-1.37	
$\text{SiO} + 2\text{H}^+ + 2e^- = \text{Si} + \text{H}_2\text{O}$	-0.808	
$\text{Si} + 4\text{H}^+ + 4e^- = \text{SiH}_4(\text{g})$	-0.143	
Silver		
$\text{AgO}^+ + 2\text{H}^+ + e^- = \text{Ag}^{2+} + \text{H}_2\text{O}$	1.360	1 NaOH
$\text{Ag}_2\text{O}_3 + 2\text{H}^+ + 2e^- = 2\text{AgO} + \text{H}_2\text{O}$	1.569	
$\text{Ag}_2\text{O}_3 + \text{H}_2\text{O} + 2e^- = 2\text{AgO} + 2\text{OH}^-$	0.739	
$\text{Ag}_2\text{O}_3 + 6\text{H}^+ + 4e^- = 2\text{Ag}^+ + 3\text{H}_2\text{O}$	1.670	
$\text{Ag}^{2+} + e^- = \text{Ag}^+$	1.980	
$\text{AgO} + 2\text{H}^+ + e^- = \text{Ag}^+ + \text{H}_2\text{O}$	1.772	
$\text{Ag}^+ + e^- = \text{Ag}$	0.7991	
$\text{Ag}_2\text{SO}_4 + 2e^- = 2\text{Ag} + \text{SO}_4^{2-}$	0.653	
$\text{Ag}_2\text{C}_2\text{O}_4 + 2e^- = 2\text{Ag} + \text{C}_2\text{O}_4^{2-}$	0.47	
$\text{Ag}_2\text{CrO}_4 + 2e^- = 2\text{Ag} + \text{CrO}_4^{2-}$	0.447	
$\text{Ag}(\text{NH}_3)_2^+ + e^- = \text{Ag} + 2\text{NH}_3$	0.373	
$\text{AgCl} + e^- = \text{Ag} + \text{Cl}^-$	0.2223	
$\text{AgBr} + e^- = \text{Ag} + \text{Br}^-$	0.071	
$\text{AgCN} + e^- = \text{Ag} + \text{CN}^-$	-0.017	
$\text{AgI} + e^- = \text{Ag} + \text{I}^-$	-0.152	
$\text{Ag}(\text{CN}) + e^- = \text{Ag} + 2\text{CN}^-$	-0.31	
$\text{AgSCN} + e^- = \text{Ag} + \text{SCN}^-$	0.09	
$\text{Ag}_2\text{S} + 2e^- = 2\text{Ag} + \text{S}^{2-}$	-0.71	
Sodium		
$\text{Na}^+ + e^- = \text{Na}$	-2.713	1 NaOH
$\text{Na}^+ + \text{Hg} + e^- = \text{Na}(\text{Hg})$	-1.84	
Strontium		
$\text{SrO}_2 + 4\text{H}^+ + 2e^- = \text{Sr}^{2+}$	2.33	1 NaOH
$\text{Sr}^{2+} + 2e^- = \text{Sr}$	-2.89	
Sulfur		
$\text{S}_2\text{O}_8^{2-} + 2e^- = 2\text{SO}_4^{2-}$	1.96	1 NaOH
$\text{S}_2\text{O}_8^{2-} + 2\text{H}^+ + 2e^- = 2\text{HSO}_4^-$	2.08	
$2\text{SO}_4^{2-} + 4\text{H}^+ + 2e^- = \text{S}_2\text{O}_6^{2-} + 2\text{H}_2\text{O}$	-0.25	
$\text{SO}_4^{2-} + 4\text{H}^+ + 2e^- = \text{SO}_2(\text{aq}) + \text{H}_2\text{O}$	0.158	
$\text{SO}_4^{2-} + \text{H}_2\text{O} + 2e^- = \text{SO}_3^{2-} + 2\text{OH}^-$	-0.936	
$\text{S}_2\text{O}_6^{2-} + 4\text{H}^+ + 2e^- = 2\text{H}_2\text{SO}_3$	0.569	
$\text{S}_2\text{O}_6^{2-} + 2e^- = 2\text{SO}_3^{2-}$	0.037	
$2\text{HSO}_3^- + 2\text{H}^+ + 2e^- = \text{S}_2\text{O}_4^{2-} + 2\text{H}_2\text{O}$	0.099	
$2\text{SO}_3^{2-} + 2\text{H}_2\text{O} + 2e^- = \text{S}_2\text{O}_4^{2-} + 4\text{OH}^-$	-1.13	
$4\text{H}_2\text{SO}_3 + 4\text{H}^+ + 6e^- = \text{S}_4\text{O}_6^{2-} + 6\text{H}_2\text{O}$	0.507	

TABLE 8.27 Potentials of the Elements and Their Compounds at 25°C (Continued)

Half-reaction	Standard or formal potential	Solution composition
$4\text{HSO}_3^- + 8\text{H}^+ + 6e^- = \text{S}_4\text{O}_6^{2-} + 6\text{H}_2\text{O}$	0.577	
$2\text{SO}_2(\text{aq}) + 2\text{H}^+ + 4e^- = \text{S}_2\text{O}_3^{2-} + \text{H}_2\text{O}$	0.400	
$2\text{SO}_3^{2-} + 3\text{H}_2\text{O} + 4e^- = \text{S}_2\text{O}_3^{2-} + 6\text{OH}^-$	-0.576	1 NaOH
$\text{SO}_3^{2-} + 3\text{H}_2\text{O} + 4e^- = \text{S} + 6\text{OH}^-$	-0.59	1 NaOH
$\text{S}_4\text{O}_6^{2-} + 2e^- = 2\text{S}_2\text{O}_3^{2-}$	0.080	
$\text{S}_2\text{O}_3^{2-} + 6\text{H}^+ + 4e^- = 2\text{S} + 3\text{H}_2\text{O}$	0.5	
$\text{SF}_4(\text{g}) + 4e^- = \text{S} + 4\text{F}^-$	0.97	
$\text{S}_2\text{Cl}_2(\text{g}) + 2e^- = 2\text{S} + 2\text{Cl}^-$	1.19	
$\text{S} + \text{H}^+ + 2e^- = \text{HS}^-$	0.287	
$\text{S} + 2\text{H}^+ + 2e^- = \text{H}_2\text{S}(\text{aq})$	0.144	
$\text{S} + 2\text{H}^+ + 2e^- = \text{H}_2\text{S}(\text{g})$	0.174	
$\text{S} + 2e^- = \text{S}^{2-}$	-0.407	
Tantalum		
$\text{Ta}_2\text{O}_5 + 10\text{H}^+ + 10e^- = 2\text{Ta} + 5\text{H}_2\text{O}$	-0.81	
$\text{TaF}_6^{3-} + 5e^- = \text{Ta} + 7\text{F}^-$	-0.45	
Technetium		
$\text{TcO}_4^- + 4\text{H}^+ + 3e^- = \text{TcO}_2 + 2\text{H}_2\text{O}$	0.738	
$\text{TcO}_4^- + 2\text{H}^+ + e^- = \text{TcO}_3 + \text{H}_2\text{O}$	0.700	
$\text{TcO}_4^- + e^- = \text{TcO}_4^{2-}$	0.569	
$\text{TcO}_4^- + 8\text{H}^+ + 7e^- = \text{Tc} + 4\text{H}_2\text{O}$	0.472	
$\text{TcO}_4^{2-} + 4\text{H}^+ + 2e^- = \text{TcO}_2 + 2\text{H}_2\text{O}$	1.39	
$\text{TcO}_2 + 4\text{H}^+ + 4e^- = \text{Tc} + 2\text{H}_2\text{O}$	0.272	
$\text{Tc} + e^- = \text{Tc}^-$	ca. -0.5	
Tellurium		
$\text{H}_2\text{TeO}_4 + 6\text{H}^+ + 2e^- = \text{Te}^{4+} + 4\text{H}_2\text{O}$	0.929	
$\text{H}_2\text{TeO}_4 + 2\text{H}^+ + 2e^- = \text{TeO}_2(\text{c}) + 2\text{H}_2\text{O}$	1.02	
$\text{TeO}_4^{2-} + 2\text{H}^+ + 2e^- = \text{TeO}_3^{2-} + \text{H}_2\text{O}$	0.897	
$\text{TeOOH}^+ + 3\text{H}^+ + 4e^- = \text{Te} + 2\text{H}_2\text{O}$	0.559	
$\text{H}_2\text{TeO}_3 + 4\text{H}^+ + 4e^- = \text{Te} + 3\text{H}_2\text{O}$	0.589	
$\text{TeO}_3^{2-} + 6\text{H}^+ + 4e^- = \text{Te} + 3\text{H}_2\text{O}$	0.827	
$\text{TeO}_3^{2-} + 3\text{H}_2\text{O} + 4e^- = \text{Te} + 6\text{OH}^-$	-0.415	
$\text{TeO}_2(\text{c}) + 4\text{H}^+ + 4e^- = \text{Te} + 2\text{H}_2\text{O}$	0.521	
$\text{Te} + 2\text{H}^+ + 2e^- = \text{H}_2\text{Te}(\text{aq})$	-0.740	
$\text{Te} + \text{H}^+ + 2e^- = \text{HTe}^-$	-0.817	
$\text{Te}^{2-} + 2\text{H}^+ + 2e^- = 2\text{HTe}^-$	-0.794	
Terbium		
$\text{Tb}^{3+} + 3e^- = \text{Tb}$	-2.31	
Thallium		
$\text{Tl}^{3+} + 2e^- = \text{Tl}^+$	1.25	1 HClO ₄
	0.77	1 HCl
$\text{Tl}^{3+} + 3e^- = \text{Tl}$	0.72	
$\text{Tl}^+ + e^- = \text{Tl}$	-0.336	
$\text{TlCl} + e^- = \text{Tl} + \text{Cl}^-$	-0.557	
$\text{TlBr} + e^- = \text{Tl} + \text{Br}^-$	-0.658	
$\text{TlI} + e^- = \text{Tl} + \text{I}^-$	-0.752	
Thorium		
$\text{Th}^{4+} + 4e^- = \text{Th}$	-1.83	

TABLE 8.27 Potentials of the Elements and Their Compounds at 25°C (Continued)

Half-reaction	Standard or formal potential	Solution composition
Thullium		
$\text{Tm}^{3+} + 3e^- = \text{Tm}$	-2.32	
Tin		
$\text{Sn}^{4+} + 2e^- = \text{Sn}^{2+}$	0.154	
$\text{SnCl}_6^{2-} + 2e^- = \text{SnCl}_4^{2-} + 2\text{Cl}^-$	0.14	
$\text{SnO}_3^{2-} + 6\text{H}^+ + 2e^- = \text{Sn}^{2+} + 3\text{H}_2\text{O}$	0.849	
$\text{SnF}_6^{2-} + 4e^- = \text{Sn} + 6\text{F}^-$	-0.200	
$\text{Sn}^{2+} + 2e^- = \text{Sn}$	-0.1375	
$\text{SnCl}_4^{2-} + 2e^- = \text{Sn} + 4\text{Cl}^-$	-0.19	1 HCl
$\text{HSnO}_2 + \text{H}_2\text{O} + 2e^- = \text{Sn} + 3\text{OH}^-$	-0.91	
$\text{Sn} + 4\text{H}^+ + 4e^- = \text{SnH}_4$	-1.07	
Titanium		
$\text{TiO}^{2+} + 2\text{H}^+ + e^- = \text{Ti}^{3+} + \text{H}_2\text{O}$	-0.10	
$\text{TiO}^{2+} + 2\text{H}^+ + 4e^- = \text{Ti} + \text{H}_2\text{O}$	-0.86	
$\text{Ti}^{3+} + e^- = \text{Ti}^{2+}$	-0.37	
$\text{Ti}^{3+} + 3e^- = \text{Ti}$	-1.21	
$\text{Ti}^{2+} + 2e^- = \text{Ti}$	-1.63	
Tungsten		
$2\text{WO}_3 + 2\text{H}^+ + 2e^- = \text{W}_2\text{O}_5 + \text{H}_2\text{O}$	-0.029	
$\text{WO}_3 + 6\text{H}^+ + 6e^- = \text{W} + 3\text{H}_2\text{O}$	-0.090	
$\text{WO}_4^{2-} + 4\text{H}_2\text{O} + 6e^- = \text{W} + 8\text{OH}^-$	-1.074	
$\text{WO}_4^{2-} + 2\text{H}_2\text{O} + 2e^- = \text{WO}_2 + 4\text{OH}^-$	-1.259	
$\text{W}_2\text{O}_5 + 2\text{H}^+ + 2e^- = 2\text{WO}_2 + \text{H}_2\text{O}$	-0.031	
$\text{W}(\text{CN})_8^{3-} + e^- = \text{W}(\text{CN})_8^{4-}$	0.457	
$\text{WO}_2 + 4\text{H}^+ + 4e^- = \text{W} + 2\text{H}_2\text{O}$	-0.119	
$\text{WO}_2 + 2\text{H}_2\text{O} + 4e^- = \text{W} + 4\text{OH}^-$	-0.982	
Uranium		
$\text{UO}_2^{2+} + e^- = \text{UO}_2^+$	0.16	
$\text{UO}_2^{2+} + 4\text{H}^+ + 2e^- = \text{U}^{4+} + 2\text{H}_2\text{O}$	0.27	
$\text{UO}_2^+ + 4\text{H}^+ + e^- = \text{U}^{4+} + 2\text{H}_2\text{O}$	0.38	
$\text{U}^{4+} + e^- = \text{U}^{3+}$	-0.52	
$\text{U}^{4+} + 4e^- = \text{U}$	-1.38	
$\text{U}^{3+} + 3e^- = \text{U}$	-1.66	
Vanadium		
$\text{VO}_2^+ + 2\text{H}^+ + e^- = \text{VO}^{2+} + \text{H}_2\text{O}$	1.000	
$\text{VO}_2^+ + 4\text{H}^+ + 2e^- = \text{V}^{3+} + 2\text{H}_2\text{O}$	0.668	
$\text{VO}_2^+ + 4\text{H}^+ + 3e^- = \text{V}^{2+} + 2\text{H}_2\text{O}$	0.361	
$\text{VO}_2^+ + 4\text{H}^+ + 5e^- = \text{V} + 4\text{H}_2\text{O}$	-0.236	
$\text{VO}^{2+} + 2\text{H}^+ + e^- = \text{V}^{3+} + \text{H}_2\text{O}$	0.337	
$\text{V}^{3+} + e^- = \text{V}^{2+}$	-0.255	
$\text{V}^{2+} + 2e^- = \text{V}$	-1.13	
Xenon		
$\text{H}_4\text{XeO}_6 + 2\text{H}^+ + 2e^- = \text{XeO}_3 + 3\text{H}_2\text{O}$	2.42	
$\text{HXeO}_3^- + 2\text{H}_2\text{O} + e^- = \text{HXeO}_4 + 4\text{OH}^-$	0.9	
$\text{XeO}_3 + 6\text{H}^+ + 2\text{F}^- + 4e^- = \text{XeF}_2 + 3\text{H}_2\text{O}$	1.6	
$\text{XeO}_3 + 6\text{H}^+ + 6e^- = \text{Xe}(\text{g}) + 3\text{H}_2\text{O}$	2.10	
$\text{XeF}_2 + e^- = \text{XeF} + \text{F}^-$	0.9	
$\text{XeF}_2 + 2\text{H}^+ + 2e^- = \text{Xe}(\text{g}) + 2\text{HF}$	2.64	
$\text{XeF} + e^- = \text{Xe}(\text{g}) + \text{F}^-$	3.4	

TABLE 8.27 Potentials of the Elements and Their Compounds at 25°C (*Continued*)

Half-reaction	Standard or formal potential	Solution composition
Ytterbium		
$\text{Yb}^{3+} + e^- = \text{Yb}^{2+}$	-1.05	
$\text{Yb}^{2+} + 2e^- = \text{Yb}$	-2.8	
$\text{Yb}^{3+} + 3e^- = \text{Yb}$	-2.22	
Yttrium		
$\text{Y}^{3+} + 3e^- = \text{Y}$	-2.37	
Zinc		
$\text{Zn}^{2+} + 2e^- = \text{Zn}$	-0.7626	
$\text{Zn}(\text{NH}_3)_4^{2+} + 2e^- = \text{Zn} + 4\text{NH}_3$	-1.04	
$\text{Zn}(\text{CN})_4^{2-} + 2e^- = \text{Zn} + 4\text{CN}^-$	-1.34	
$\text{Zn}(\text{tartrate})_2^{6-} + 2e^- = \text{Zn} + 4(\text{tartrate})^{2-}$	-1.15	
$\text{Zn}(\text{OH})_4^{2-} + 2e^- = \text{Zn} + 4\text{OH}^-$	-1.285	
Zirconium		
$\text{Zr}^{4+} + 4e^- = \text{Zr}$	-1.55	
$\text{ZrO}_2 + 4\text{H}^+ + 4e^- = \text{Zr} + 2\text{H}_2\text{O}$	-1.45	

TABLE 8.28 Potentials of Selected Half-Reactions at 25°C

A summary of oxidation-reduction half-reactions arranged in order of decreasing oxidation strength and useful for selecting reagent systems.

Half-reaction	E° , volts
$\text{F}_2(\text{g}) + 2\text{H}^+ + 2e^- = 2\text{HF}$	3.053
$\text{O}_3 + \text{H}_2\text{O} + 2e^- = \text{O}_2 + 2\text{OH}^-$	1.246
$\text{O}_3 + 2\text{H}^+ + 2e^- = \text{O}_2 + \text{H}_2\text{O}$	2.075
$\text{Ag}^{2+} + e^- = \text{Ag}^+$	1.980
$\text{S}_2\text{O}_8^{2-} + 2e^- = 2\text{SO}_4^{2-}$	1.96
$\text{HN}_3 + 3\text{H}^+ + 2e^- = \text{NH}_4^+ + \text{N}_2$	1.96
$\text{H}_2\text{O}_2 + 2\text{H}^+ + 2e^- = 2\text{H}_2\text{O}$	1.763
$\text{Ce}^{4+} + e^- = \text{Ce}^{3+}$	1.72
$\text{MnO}_4^- + 4\text{H}^+ + 3e^- = \text{MnO}_2(\text{c}) + 2\text{H}_2\text{O}$	1.70
$2\text{HClO} + 2\text{H}^+ + 2e^- = \text{Cl}_2 + \text{H}_2\text{O}$	1.630
$2\text{HBrO} + 2\text{H}^+ + 2e^- = \text{Br}_2 + \text{H}_2\text{O}$	1.604
$\text{H}_5\text{IO}_6 + \text{H}^+ + 2e^- = \text{IO}_3^- + 3\text{H}_2\text{O}$	1.603
$\text{NiO}_2 + 4\text{H}^+ + 2e^- = \text{Ni}^{2+} + 2\text{H}_2\text{O}$	1.593
$\text{Bi}_2\text{O}_4(\text{bismuthate}) + 4\text{H}^+ + 2e^- = 2\text{BiO}^+ + 2\text{H}_2\text{O}$	1.59
$\text{MnO}_4^- + 8\text{H}^+ + 5e^- = \text{Mn}^{2+} + 4\text{H}_2\text{O}$	1.51
$2\text{BrO}_3^- + 12\text{H}^+ + 10e^- = \text{Br}_2 + 6\text{H}_2\text{O}$	1.478
$\text{PbO}_2 + 4\text{H}^+ + 2e^- = \text{Pb}^{2+} + 2\text{H}_2\text{O}$	1.468
$\text{Cr}_2\text{O}_7^{2-} + 14\text{H}^+ + 6e^- = 2\text{Cr}^{3+} + 7\text{H}_2\text{O}$	1.36
$\text{Cl}_2 + 2e^- = 2\text{Cl}^-$	1.3583
$2\text{HNO}_2 + 4\text{H}^+ + 4e^- = \text{N}_2\text{O} + 3\text{H}_2\text{O}$	1.297
$\text{N}_2\text{H}_5^+ + 3\text{H}^+ + 2e^- = 2\text{NH}_4^+$	1.275
$\text{MnO}_2 + 4\text{H}^+ + 2e^- = \text{Mn}^{2+} + 2\text{H}_2\text{O}$	1.23
$\text{O}_2 + 4\text{H}^+ + 4e^- = 2\text{H}_2\text{O}$	1.229
$\text{ClO}_4^- + 2\text{H}^+ + 2e^- = \text{ClO}_3^- + \text{H}_2\text{O}$	1.201

TABLE 8.28 Potentials of Selected Half-Reactions at 25°C (Continued)

Half-reaction	E° , volts
$2\text{IO}_3^- + 12\text{H}^+ + 10e^- = \text{I}_2 + 3\text{H}_2\text{O}$	1.195
$\text{N}_2\text{O}_4 + 2\text{H}^+ + 2e^- = 2\text{HNO}_3$	1.07
$2\text{ICl}_2^- + 2e^- = 4\text{Cl}^- + \text{I}_2$	1.07
$\text{Br}_2(\text{lq}) + 2e^- = 2\text{Br}^-$	1.065
$\text{N}_2\text{O}_4 + 4\text{H}^+ + 4e^- = 2\text{NO} + 2\text{H}_2\text{O}$	1.039
$\text{HNO}_2 + \text{H}^+ + e^- = \text{NO} + \text{H}_2\text{O}$	0.996
$\text{NO}_3^- + 4\text{H}^+ + 3e^- = \text{NO} + 2\text{H}_2\text{O}$	0.957
$\text{NO}_3^- + 3\text{H}^+ + 2e^- = \text{HNO}_2 + \text{H}_2\text{O}$	0.94
$2\text{Hg}_2^{2+} + 2e^- = \text{Hg}_2^{2+}$	0.911
$\text{Cu}^{2+} + \text{I}^- + e^- = \text{CuI}$	0.861
$\text{OsO}_4(\text{c}) + 8\text{H}^+ + 8e^- = \text{Os} + 4\text{H}_2\text{O}$	0.84
$\text{Ag}^+ + e^- = \text{Ag}$	0.7991
$\text{Hg}_2^{2+} + 2e^- = 2\text{Hg}$	0.7960
$\text{Fe}^{3+} + e^- = \text{Fe}^{2+}$	0.771
$\text{H}_2\text{SeO}_3 + 4\text{H}^+ + 4e^- = \text{Se} + 3\text{H}_2\text{O}$	0.739
$\text{HN}_3 + 11\text{H}^+ + 8e^- = 2\text{NH}_4^+$	0.695
$\text{O}_2 + 2\text{H}^+ + 2e^- = \text{H}_2\text{O}_2$	0.695
$\text{Ag}_2\text{SO}_4 + 2e^- = 2\text{Ag} + \text{SO}_4^{2-}$	0.654
$\text{Cu}^{2+} + \text{Br}^- + e^- = \text{CuBr}(\text{c})$	0.654
$\text{Au}(\text{SCN})_4^- + 3e^- = \text{Au} + 4\text{SCN}^-$	0.636
$2\text{HgCl}_2 + 2e^- = \text{Hg}_2\text{Cl}_2(\text{c}) + 2\text{Cl}^-$	0.63
$\text{Sb}_2\text{O}_5 + 6\text{H}^+ + 4e^- = 2\text{SbO}^+ + 3\text{H}_2\text{O}$	0.605
$\text{H}_3\text{AsO}_4 + 2\text{H}^+ + 2e^- = \text{HAsO}_2 + 2\text{H}_2\text{O}$	0.560
$\text{TeOOH}^+ + 3\text{H}^+ + 4e^- = \text{Te} + 2\text{H}_2\text{O}$	0.559
$\text{Cu}^{2+} + \text{Cl}^- + e^- = \text{CuCl}(\text{c})$	0.559
$\text{I}_3^- + 2e^- = 3\text{I}^-$	0.536
$\text{I}_2 + 2e^- = 2\text{I}^-$	0.536
$\text{Cu}^+ + e^- = \text{Cu}$	0.53
$4\text{H}_2\text{SO}_3 + 4\text{H}^+ + 6e^- = \text{S}_4\text{O}_6^{2-} + 6\text{H}_2\text{O}$	0.507
$\text{Ag}_2\text{CrO}_4 + 2e^- = 2\text{Ag} + \text{CrO}_4^{2-}$	0.449
$2\text{H}_2\text{SO}_3 + 2\text{H}^+ + 4e^- = \text{S}_2\text{O}_3^{2-} + 3\text{H}_2\text{O}$	0.400
$\text{UO}_2^{2+} + 4\text{H}^+ + e^- = \text{U}^{4+} + 2\text{H}_2\text{O}$	0.38
$\text{Fe}(\text{CN})_6^{3-} + e^- = \text{Fe}(\text{CN})_6^{4-}$	0.361
$\text{Cu}^{2+} + 2e^- = \text{Cu}$	0.340
$\text{VO}^{2+} + 2\text{H}^+ + e^- = \text{V}^{3+} + \text{H}_2\text{O}$	0.337
$\text{BiO}^+ + 2\text{H}^+ + 3e^- = \text{Bi} + \text{H}_2\text{O}$	0.32
$\text{UO}_2^{3+} + 4\text{H}^+ + 2e^- = \text{U}^{4+} + 2\text{H}_2\text{O}$	0.27
$\text{Hg}_2\text{Cl}_2(\text{c}) + 2e^- = 2\text{Hg} + 2\text{Cl}^-$	0.2676
$\text{AgCl} + e^- = \text{Ag} + \text{Cl}^-$	0.2223
$\text{SbO}^+ + 2\text{H}^+ + 3e^- = \text{Sb} + \text{H}_2\text{O}$	0.212
$\text{CuCl}_2^- + e^- = \text{Cu} + 3\text{Cl}^-$	0.178
$\text{SO}_4^{2-} + 4\text{H}^+ + 2e^- = \text{H}_2\text{SO}_3 + \text{H}_2\text{O}$	0.158
$\text{Sn}^{4+} + 2e^- = \text{Sn}^{2+}$	0.15
$\text{S} + 2\text{H}^+ + 2e^- = \text{H}_2\text{S}$	0.144
$\text{Hg}_2\text{Br}_2(\text{c}) + 2e^- = 2\text{Hg} + 2\text{Br}^-$	0.1392
$\text{CuCl} + e^- = \text{Cu} + \text{Cl}^-$	0.121
$\text{TiO}^{2+} + 2\text{H}^+ + e^- = \text{Ti}^{3+} + \text{H}_2\text{O}$	0.100
$\text{S}_4\text{O}_6^{2-} + 2e^- = 2\text{S}_2\text{O}_3^{2-}$	0.08
$\text{AgBr} + e^- = \text{Ag} + \text{Br}^-$	0.0711
$\text{HCOOH} + 2\text{H}^+ + 2e^- = \text{HCHO} + \text{H}_2\text{O}$	0.056
$\text{CuBr} + e^- = \text{Cu} + \text{Br}^-$	0.033
$2\text{H}^+ + 2e^- = \text{H}_2$	0.0000
$\text{Hg}_2\text{I}_2 + 2e^- = 2\text{Hg} + 2\text{I}^-$	-0.0405

TABLE 8.28 Potentials of Selected Half-Reactions at 25°C (Continued)

Half-reaction	E° , volts
$\text{Pb}^{2+} + 2e^- = \text{Pb}$	-0.125
$\text{Sn}^{2+} + 2e^- = \text{Sn}$	-0.136
$\text{AgI} + e^- = \text{Ag} + \text{I}^-$	-0.1522
$\text{N}_2 + 5\text{H}^+ + 4e^- = \text{N}_2\text{H}_5^+$	-0.225
$\text{V}^{3+} + e^- = \text{V}^{2+}$	-0.255
$\text{Ni}^{2+} + 2e^- = \text{Ni}$	-0.257
$\text{Co}^{2+} + 2e^- = \text{Co}$	-0.277
$\text{Ag}(\text{CN})_2^- + e^- = \text{Ag} + 2\text{CN}^-$	-0.31
$\text{PbSO}_4 + 2e^- = \text{Pb} + \text{SO}_4^{2-}$	-0.3505
$\text{Cd}^{2+} + 2e^- = \text{Cd}$	-0.4025
$\text{Cr}^{3+} + e^- = \text{Cr}^{2+}$	-0.424
$\text{Fe}^{2+} + 2e^- = \text{Fe}$	-0.44
$\text{H}_3\text{PO}_3 + 2\text{H}^+ + 2e^- = \text{H}_2\text{P}_2\text{O}_4 + \text{H}_2\text{O}$	-0.499
$2\text{CO}_2 + 2\text{H}^+ + 2e^- = \text{H}_2\text{C}_2\text{O}_4$	-0.49
$\text{U}^{4+} + e^- = \text{U}^{3+}$	-0.52
$\text{Zn}^{2+} + 2e^- = \text{Zn}$	-0.7626
$\text{Mn}^{2+} + 2e^- = \text{Mn}$	-1.18
$\text{Al}^{3+} + 3e^- = \text{Al}$	-1.67
$\text{Mg}^{2+} + 2e^- = \text{Mg}$	-2.356
$\text{Na}^+ + e^- = \text{Na}$	-2.714
$\text{K}^+ + e^- = \text{K}$	-2.925
$\text{Li}^+ + e^- = \text{Li}$	-3.045
$3\text{N}_2 + 2\text{H}^+ + 2e^- = 2\text{HN}_3$	-3.10

TABLE 8.29 Overpotentials for Common Electrode Reactions at 25°C

The overpotential is defined as the difference between the actual potential of an electrode at a given current density and the reversible electrode potential for the reaction.

Electrode	Current Density, A/cm ²					
	0.001	0.01	0.1	0.5	1.0	5.0
	Overpotential, volts					
Liberation of H₂ from 1M H₂SO₄						
Ag	0.097	0.13	0.3		0.48	0.69
Al	0.3	0.83	1.00		1.29	
Au	0.017		0.1		0.24	0.33
Bi	0.39	0.4			0.78	0.98
Cd		1.13	1.22		1.25	
Co		0.2				
Cr		0.4				
Cu			0.35		0.48	0.55
Fe		0.56	0.82		1.29	
Graphite	0.002		0.32		0.60	0.73
Hg	0.8	0.93	1.03		1.07	
Ir	0.0026	0.2				
Ni	0.14	0.3			0.56	0.71
Pb	0.40	0.4			0.52	1.06
Pd	0	0.04				
Pt (smooth)	0.0000	0.16	0.29		0.68	
Pt (platinized)	0.0000	0.030	0.041		0.048	0.051
Sb		0.4				
Sn		0.5	1.2			
Ta		0.39	0.4			
Zn	0.48	0.75	1.06		1.23	
Liberation of O₂ from 1M KOH						
Ag	0.58	0.73	0.98		1.13	
Au	0.67	0.96	1.24		1.63	
Cu	0.42	0.58	0.66		0.79	
Graphite	0.53	0.90	1.09		1.24	
Ni	0.35	0.52	0.73		0.85	
Pt (smooth)	0.72	0.85	1.28		1.49	
Pt (platinized)	0.40	0.52	0.64		0.77	
Liberation of Cl₂ from saturated NaCl solution						
Graphite			0.25	0.42	0.53	
Platinized Pt	0.006		0.026	0.05		
Smooth Pt	0.008	0.03	0.054	0.161	0.236	
Liberation of Br₂ from saturated NaBr solution						
Graphite		0.002	0.027	0.16	0.33	
Platinized Pt		0.002	0.012	0.069	0.21	
Smooth Pt		0.002	0.006*	0.26	0.38†	
Liberation of I₂ from saturated NaI solution						
Graphite	0.002	0.014	0.097			
Platinized Pt		0.006	0.032		0.196	
Smooth Pt		0.003	0.03	0.12	0.22	

* At 0.23 A/cm². † At 0.72 A/cm².

The overpotential required for the evolution of O₂ from dilute solutions of HClO₄, HNO₃, H₃PO₄ or H₂SO₄ onto smooth platinum electrodes is approximately 0.5 V.

TABLE 8.30 Half-Wave Potentials of Inorganic Materials

All values are in volts vs. the saturated calomel electrode.

Element	$E_{1/2}$, volts	Solvent system
Aluminum 3+	-0.5	0.2M acetate, pH 4.5-4.7, plus 0.07% azo dye Pontochrome Violet SW; reduction wave of complexed dye is 0.2 V more negative than that of the free dye.
Antimony 3+ to 0	-0.15 -0.31(1) -0.8 -1.0; -1.2 -1.26 -1.32	1M HCl 1M HNO ₃ (or 0.5M H ₂ SO ₄) 0.5M tartrate, pH 4.5 0.5M tartrate, pH 9 (waves not distinct) 1M NaOH; also anodic wave (3+ to 5+) at -0.45 0.5M tartrate plus 0.1M NaOH
5+	0.0; -0.257	6M HCl. First wave (5+ to 3+) starts at the oxidation potential of Hg; second wave is 3+ to 0.
5+ to 0	-0.35	1M HCl plus 4M KBr
Arsenic 3+ to 5+ 3+	-0.26 -0.8; -1.0 -0.7; -1.0	0.5M KOH (anodic wave); only suitable wave 0.1M HCl; ill-defined waves 0.5M H ₂ SO ₄ (or 1M HNO ₃)
Barium 2+ to 0	-1.94	0.1M (C ₂ H ₅) ₄ NI
Bismuth 3+ to 0	-0.025(15) -0.09 -0.29 -0.7 -1.0	1M HNO ₃ (or 0.5M H ₂ SO ₄) 1M HCl 0.5M tartrate, pH 4.5 0.5M tartrate (pH 9), wave not well-developed 0.5M tartrate plus 0.1M NaOH, poor wave
Bromine 5+ to 1- 0 to 1- Br ⁻	-1.75 0.13 0.0 0.1	0.1M alkali chlorides (or 0.1M NaOH) 0.05M H ₂ SO ₄ Wave (anodic) starts at zero; Hg ₂ Br ₂ forms Oxidation of Hg to form mercury(I) bromide
Cadmium 2+ to 0	-0.60 -0.64 -0.81	0.1M KCl, or 0.5M H ₂ SO ₄ , or 1M HNO ₃ 0.5M tartrate at pH 4.5 or 9 1M NH ₄ Cl plus 1M NH ₃
Calcium 2+ to 0	-2.22 -2.13	0.1M (C ₂ H ₅) ₄ NCl 0.1M (C ₂ H ₅) ₄ NCl in 80% ethanol
Cerium 3+ to 0	-1.97	0.02M alkali sulfate
Cesium 1+ to 0	-2.05	0.1M (C ₂ H ₅) ₄ NOH in 50% ethanol
Chlorine Cl ⁻	0.25	Oxidation of Hg to form Hg ₂ Cl ₂
Chromium 6+ to 3+ 3+ to 0 3+ to 2+	-0.85 -0.35; -1.70 -0.95	CrO ₄ ²⁻ to CrO ₂ ⁻ in 0.1 to 1M NaOH 1M NH ₄ Cl-NH ₃ buffer (pH 8-9); 3+ to 2+ to 0 0.1M pyridine-0.1M pyridinium chloride

TABLE 8.30 Half-Wave Potentials of Inorganic Materials (*Continued*)

Element	$E_{1/2}$, volts	Solvent system
2+ to 0	-1.54	1M KCl
2+ to 3+	-0.40	1M KCl (anodic wave)
Cobalt		
3+ to 0	-0.5; -1.3	1M NH ₄ Cl plus 1M NH ₃ ; 3+ to 2+ to 0
2+ to 0	-1.07	0.1M pyridine plus pyridinium chloride
	-1.03	Neutral 1M potassium thiocyanate
	-1.4	Co(H ₂ O) ₆ ²⁺ in noncomplexing systems
3+ to 2+	0.0	1M sodium oxalate in acetate buffer (pH 5); diffusion current measured between 0 and -0.1 V
Copper		
2+ to 0	0.04	0.1M KNO ₃ , 0.1M NH ₄ ClO ₄ , or 1M Na ₂ SO ₄
	-0.085	0.1M Na ₄ P ₂ O ₇ plus 0.2M Na acetate, pH 4.5
	-0.09	0.5M Na tartrate, pH 4.5
	-0.20	0.1M potassium oxalate, pH 5.7 to 10
	-0.22	0.5M potassium citrate, pH 7.5
	-0.4	0.5M Na tartrate plus 0.1M NaOH (pH 12)
	-0.568	0.1M KNO ₃ plus 1M ethylenediamine
2+	0.04; -0.22	1M KCl; consecutive waves: 2+ to 1+ to 0
	-0.02; -0.39	0.1M KSCN; consecutive waves: 2+ to 1+ to 0
	0.05; -0.25	0.1M pyridine plus 0.1M pyridinium chloride; consecutive waves: 2+ to 1+ to 0
	-0.24; -0.50	1M NH ₄ Cl plus 1M NH ₃ ; consecutive waves
Gallium		
3+ to 0	-1.1	Not more than 0.001M HCl or wave masked by hydrogen wave which immediately follows
Germanium		
2+ to 0	-0.45	6M HCl; prior reduction with HPH ₂ O ₂ to 2+
Gold		
3+ to 1+	0	1M KCN; wave starts at 0 V
1+ to 0	-1.4	Au(CN) ₂ ⁻ wave best for analytical purposes
Indium		
3+ to 0	-0.60	1M KCl In Na acetate, pH 3.9 to 4.2
Iodine		
IO ₄ ⁻	0.36	First wave at pH 0 (shifts to -0.08 at pH 12); second wave corresponds to iodate reduction
IO ₃ ⁻	-0.075	0.2M KNO ₃ (shifts -0.13 V/pH unit increase)
	-0.305	0.1M hydrogen phthalate, pH 3.2
	-0.500	0.1M acetate plus 0.1M KCl, pH 4.9
	-0.650	0.1M citrate, pH 5.95
	-1.050	0.2M phosphate, pH 7.10
	-1.20	0.05M borax + 0.1M KCl, pH 9.2; or NaOH plus 0.1M KCl, pH 13.0
0 to 1-	0.0	Wave starts from zero in acid media; Hg ₂ I ₂ formed
1-	-0.1	Oxidation of Hg to form Hg ₂ I ₂
Iron		
3+	-0.44; -1.52	1M (NH ₄) ₂ CO ₃ ; two waves; 3+ to 2+ to 0
	-0.17; -1.50	0.5M Na tartrate, pH 5.8; two waves; 3+ to 2+ to 0
	-0.9; -1.5	0.1 to 5M KOH plus 8% mannitol; 3+ to 2+ to 0

TABLE 8.30 Half-Wave Potentials of Inorganic Materials (*Continued*)

Element	$E_{1/2}$, volts	Solvent system
3+ to 2+	-0.13	0.1M EDTA plus 2M Na acetate, pH 6-7
	-0.27	0.2M Na oxalate, pH 7.9 or less
	-0.28	0.5M Na citrate, pH 6.5
	-1.46(2)	1M NH_4ClO_4
	-1.36	0.1M KHF_2 , pH 4 or less
2+ to 3+	-0.28	0.5M Na citrate, pH 6.5
	-0.27	0.2M Na oxalate, pH 7.9 or less
	-0.17	0.5M Na tartrate, pH 5.8
	-1.36	0.1M KHF_2 , pH 4 or less
Lead		
2+ to 0	-0.405	1M HNO_3
	-0.435	1M KCl (or HCl)
	-0.49(1)	0.5M Na tartrate, pH 4.5 or 9
	-0.72	1M KCN
	-0.75	1M KOH or 0.5M Na tartrate plus 0.1M NaOH
Lithium		
1+ to 0	-2.31	0.1M $(\text{C}_2\text{H}_5)_4\text{NOH}$ in 50% ethanol
Magnesium		
2+ to 0	-2.2	0.1M $(\text{C}_2\text{H}_5)_4\text{NCl}$ (poorly defined wave)
Manganese		
2+ to 0	-1.65	1M NH_4Cl plus 1M NH_3
	-1.55	1M KCNS
	-1.33	1.5M KCN
Molybdenum		
6+	-0.26; -0.63	0.3M HCl, two waves: 6+ to 5+ to 3+
Nickel		
2+ to 0	-0.70	1M KSCN
	-0.78	1M KCl plus 0.5M pyridine
	-1.09	1M NH_4Cl plus 1M NH_3
	-1.1	$\text{Ni}(\text{H}_2\text{O})_6^{2+}$ in NH_4ClO_4 or KNO_3
	-1.36	$\text{Ni}(\text{CN})_4^{2-}$ in 1M KCN (alkaline media)
Niobium		
5+ to 3+	-0.80(4)	1M HNO_3
Nitrogen		
Nitrate	-1.45	0.017M LaCl_3 (reduced to hydroxylamine)
HNO_2	-0.77	0.1M HCl
C_2N_2	-1.2; -1.55	0.1M Na acetate, two waves
Oxamic acid	-1.55	0.1M Na acetate
Cyanide	-0.45	0.1M NaOH; anodic wave starts at -0.45
Thiocyanate	0.18	Anodic wave; neutral or weakly alkaline medium
Osmium		
OsO_4	0.0; -0.41;	Sat'd $\text{Ca}(\text{OH})_2$. Three waves: first starts at 0; second wave
	-1.16	is OsO_4^{2-} to $\text{Os}(\text{V})$; and third wave is $\text{Os}(\text{V})$ to $\text{Os}(\text{III})$
Oxygen		
O_2	-0.05; -0.9	Buffer solutions of pH 1 to 10. Two waves: O_2 to H_2O_2 , and H_2O_2 to H_2O . Second wave extends from -0.5 to -1.3
H_2O_2	-0.9	Very extended wave (see above); sharper in presence of Aerosol OT

TABLE 8.30 Half-Wave Potentials of Inorganic Materials (*Continued*)

Element	$E_{1/2}$, volts	Solvent system
Palladium		
2+ to 0	-0.31	1M pyridine plus 1M KCl
	-0.64	0.1M ethylenediamine plus 1M KCl
	-0.72	1M NH ₄ Cl plus 1M NH ₃
Potassium		
1+ to 0	-2.10	0.1M (C ₂ H ₅) ₄ NOH in 50% ethanol
Rhenium		
7+ to 4+	-0.44	2M HCl or (better) 4M HClO ₄
4+ to 3+	-0.51	ReCl ₆ ⁻ ion in 1M HCl
Rhodium		
3+ to 2+	-0.41	1M pyridine plus 1M KCl
Rubidium		
1+ to 0	-1.99	0.1M (C ₂ H ₅) ₄ NOH in 50% ethanol
Scandium		
3+ to 0	-1.80	0.1M LiCl, KCl, or BaCl ₂
Selenium		
4+ to 2-	-1.44	1M NH ₄ Cl plus NH ₃ , pH 8.0
	-1.54	Same system adjusted to pH 9.5
2-	-0.49	Anodic wave at pH 0 due to HgSe
	-0.94	Anodic wave at pH 12 (0.01M NaOH)
Silver		
1+ to 0		Wave starts at oxidation potential of Hg
1+ to 0	-0.3	0.0014M KAg(CN) ₂ without excess cyanide
Sodium		
1+ to 0	-2.07	0.1M (C ₂ H ₅) ₄ NOH in 50% ethanol
Strontium		
2+ to 0	-2.11	0.1M (C ₂ H ₅) ₄ NI, water or 80% ethanol
Sulfur		
SO ₂	-0.38	1M HNO ₃ (or other strong acid); 4+ to 2+
S ₂ O ₄ ²⁻	-0.43	0.5M (NH ₄) ₂ HPO ₄ plus 1M NH ₃ (anodic wave)
S ₂ O ₃ ²⁻	-0.15	1M strong acid; anodic mercury wave
0 to 2-	-0.50	90% methanol, 9.5% pyridine, 0.5% HCl (pH 6)
HS ⁻	-0.76	0.1M NaOH (anodic mercury wave)
Tellurium		
4+ to 0	-0.4	Citrate buffer, pH 1.6 (second of two waves)
	-0.63	Ammoniacal buffer, pH 9.4
4+ to 2-	-1.22	0.1M NaOH
2- to 0	-0.72	1M HCl (true anodic reversible wave)
	-0.08	1M NaOH (same as above; intermediate values at pH 1 to 13)
Thallium		
3+ to 0	-0.48	1M KCl, KNO ₃ , K ₂ SO ₄ , KOH, or NH ₃
Tin		
4+ to 2+	-0.25; -0.52	4M NH ₄ Cl + 1M HCl; two waves: 4+ to 2+ to 0
2+ to 0	-0.59	0.5M tartrate, pH 4.3
	-1.22	1M NaOH (stannite ion to tin)
2+ to 4+	-0.28	0.5M Na tartrate, pH 4.3 (anodic wave)
	-0.73	1M NaOH (stannite ion to stannate ion)

TABLE 8.30 Half-Wave Potentials of Inorganic Materials (*Continued*)

Element	$E_{1/2}$, volts	Solvent system
Titanium 4+ to 3+	-0.173 -1.22	0.1M $K_2C_2O_4$ plus 1M H_2SO_4 0.4M tartrate, pH 6.5
Tungsten 6+	0.0; -0.64	6M HCl; two waves: first wave starts at zero and is W(VI) to W(V), the second wave is W(V) to W(III)
Uranium 6+	-0.180; -0.92	UO_2^{2+} to UO_2^+ , then U^{3+} in 0.02M HCL
Vanadium 5+ to 4+ to 2+	-0.97; -1.26	1M NH_4Cl plus 1M NH_3 and 0.08M Na_2SO_3
4+ to 2+	-0.98	0.05M H_2SO_4
3+ to 2+	-0.55	0.5M H_2SO_4
4+ to 5+	-0.32	1M NH_4Cl , 1M NH_3 , and 0.08M Na_2SO_3
4+ to 5+	0.76	0.05M H_2SO_4 ; anodic wave starting from zero
2+ to 3+	-0.55	0.5M H_2SO_4 ; anodic wave
Zinc 2+ to 0	-0.995 -1.01 -1.15 -1.23 -1.33 -1.53	0.1M KCl 0.1M KSCN 0.5M tartrate, pH 9 0.5M tartrate, pH 4.5 1M NH_4Cl plus 1M NH_3 1M NaOH

TABLE 8.31 Half-Wave Potentials (vs. Saturated Calomel Electrode) of Organic Compounds at 25°C

The solvent systems in this table are listed below:

A, acetonitrile and a perchlorate salt such as LiClO_4 or a tetraalkyl ammonium salt

B, acetic acid and an alkali acetate, often plus a tetraalkyl ammonium iodide

C, 0.05 to 0.175M tetraalkyl ammonium halide and 75% 1,4-dioxane

D, buffer plus 50% ethanol (EtOH)

Abbreviations Used in the Table

Bu, butyl	Me, methyl
Et, ethyl	MeOH, methanol
EtOH, ethanol	PrOH, propanol
<i>M</i> , molar	

Compound	Solvent system	$E_{1/2}$
Unsaturated aliphatic hydrocarbons		
Acrylonitrile	C but 30% EtOH	-1.94
Allene	C	-2.29
1,3-Butadiene	A	-2.03
	C	-2.59
1,3-Butadiyne	C	-1.89
1-Buten-2-yne	C	-2.40
1,4-Cyclohexadiene	A	-1.6
Cyclohexene	A	-1.89
1,3,5,7-Cyclooctatetraene	B	-1.42
	C	-1.51
Diethyl fumarate	B, pH 4.0	-0.84
Diethyl maleate	B, pH 4.0	-0.95
2,3-Dimethyl-1,3-butadiene	A	-1.83
Dimethylfulvene	C	-1.89
Diphenylacetylene	C	-2.20
1,1-Diphenylethylene	B	-1.52
	C	-2.19
Ethyl methacrylate	0.1 N LiCl +25% EtOH	-1.9
2-Methyl-1,3-butadiene	A	-1.84
2-Methyl-1-butene	A	-1.97
1-Piperidino-4-cyano-4-phenyl-1,3-butadiene	LiClO_4 in dimethylformamide	-0.16
<i>trans</i> -Stilbene	B	-1.51
Tetrakis(dimethylamino)ethylene	A	-0.75
Aromatic hydrocarbons		
Acenaphthene	A	-0.95
	B	-1.36
	C	-2.58
Anthracene	A	-0.84
	B	-1.20
	C	-1.94
Azulene	A	-0.71
	C	-1.66, -2.26, -2.56

TABLE 8.31 Half-Wave Potentials (vs. Saturated Calomel Electrode) of Organic Compounds at 25°C
(Continued)

Compound	Solvent system	$E_{1/2}$
<i>Aromatic hydrocarbons (continued)</i>		
1,2-Benzanthracene	C	-2.03, -2.54
2,3-Benzanthracene	A	-0.54, -1.20
Benzene	A	-2.08
1,2-Benzo[<i>a</i>]pyrene	A	-0.76
Biphenyl	A	-1.48
	B	-1.91
	C	-2.70
Chrysene	A	-1.22
1,2,5,6-Dibenzanthracene	A	-1.00, -1.26
1,2-Dihydronaphthalene	C	-2.57
9,10-Dimethylantracene	A	-0.65
2,3-Dimethylnaphthalene	A	-1.08, -1.34
9,10-Diphenylantracene	A	-0.92
Fluorene	A	-1.25
	B	-1.65
	C	-2.65
Hexamethylbenzene	A	-1.16
	B	-1.52
Indan	A	-1.59, -2.02
Indene	A	-1.23
	C	-2.81
1-Methylnaphthalene	A	-1.24
	B	-1.53
	C	-2.46
2-Methylnaphthalene	A	-1.22
	B	-1.55
	C	-2.46
Naphthalene	A	-1.34
	B	-1.72
Pentamethylbenzene	A	-1.28
	B	-1.62
Phenanthrene	A	-1.23
	B	-1.68
	C	-2.46, -2.71
Phenylacetylene	C	-2.37
Pyrene	A	-1.06, -1.24
<i>trans</i> -Stilbene	B	-1.51
	C	-2.26
Styrene	C	-2.35
1,2,3,5-Tetramethylbenzene	A	-1.50, -1.99
1,2,4,5-Tetramethylbenzene	A	-1.29
Tetraphenylethylene	C	-2.05
1,4,5,8-Tetraphenylnaphthalene	A	-1.39
Toluene	A	-1.98
1,2,3-Trimethylbenzene	A	-1.58
1,2,4-Trimethylbenzene	A	-1.41

TABLE 8.31 Half-Wave Potentials (vs. Saturated Calomel Electrode) of Organic Compounds at 25°C
(Continued)

Compound	Solvent system	$E_{1/2}$
Aromatic hydrocarbons (<i>continued</i>)		
1,3,5-Trimethylbenzene	A	-1.50
	B	-1.90
Triphenylene	A	-1.46, -1.55
Triphenylmethane	C	-1.01, -1.68, -1.96
<i>o</i> -Xylene	A	-1.58, -2.04
<i>m</i> -Xylene	A	-1.58
<i>p</i> -Xylene	A	-1.56
Aldehydes		
Acetaldehyde	B, pH 6.8-13	-1.89
Benzaldehyde	McIlvaine buffer, pH 2.2	-0.96, -1.32
Bromoacetaldehyde	pH 8.5	-0.40
	pH 9.8	-1.58, -1.82
Chloroacetaldehyde	Ammonia buffer, pH 8.4	-1.06, -1.66
Cinnamaldehyde	Buffer + EtOH, pH 6.0	-0.9, -1.5, -1.7
Crotonaldehyde	B, pH 1.3-2.0	-0.92
	Ammonia buffer, pH 8.0	-1.30
Dichloroacetaldehyde	Ammonia buffer, pH 8.4	-1.03, -1.67
3,7-Dimethyl-2,6-octadienal	0.1 M Et ₄ NI	-1.56, -2.22
Formaldehyde	0.05 M KOH+0.1 M KCl, pH 12.7	-1.59
2-Furaldehyde	pH 1-8	-0.86-0.07 pH
	pH 10	-1.43
Glucose	Phosphate buffer, pH 7	-1.55
Glyceraldehyde	Britton-Robinson buffer, pH 5.0	-1.47
	Britton-Robinson buffer, pH 8.0	-1.55
Glycolaldehyde	0.1 M KOH, pH 13	-1.70
Glyoxal	B, pH 3.4	-1.41
4-Hydroxybenzaldehyde	Britton-Robinson buffer, pH 1.8	-1.16
	Britton-Robinson buffer, pH 6.8	-1.45
4-Hydroxy-2-methoxybenzaldehyde	McIlvaine buffer, pH 2.2	-1.05
	McIlvaine buffer, pH 5.0	-1.16, -1.36
	McIlvaine buffer, pH 8.0	-1.47
<i>o</i> -Methoxybenzaldehyde	Britton-Robinson buffer, pH 1.8	-1.02
	Britton-Robinson buffer, pH 6.8	-1.49
<i>p</i> -Methoxybenzaldehyde	Britton-Robinson buffer, pH 1.8	-1.17
	Britton-Robinson buffer, pH 6.8	-1.48
Methyl glyoxal	A, pH 4.5	-0.83
<i>m</i> -Nitrobenzaldehyde	Buffer+10% EtOH, pH 2.0	-0.28, -1.20
Phthalaldehyde	Buffer, pH 3.1	-0.64, -1.07
	Buffer, pH 7.3	-0.89, -1.29
2-Propenal (acrolein)	pH 4.5	-1.36
	pH 9.0	-1.1
Propionaldehyde	0.1 M LiOH, pH 13	-1.93
Pyrrole-2-carbaldehyde	0.1 M HCl+50% EtOH	-1.25

TABLE 8.31 Half-Wave Potentials (vs. Saturated Calomel Electrode) of Organic Compounds at 25°C
(Continued)

Compound	Solvent system	$E_{1/2}$
Aldehydes (continued)		
Salicylaldehyde	McIlvaine buffer, pH 2.2 McIlvaine buffer, pH 5.0 McIlvaine buffer, pH 8.0	-0.99, -1.23 -1.20, -1.30 -1.32
Trichloroacetaldehyde	Ammonia buffer, pH 8.4 0.1 M KCl+50% EtOH	-1.35, -1.66 -1.55
Ketones		
Acetone	B, pH 9.3 C	-1.52 -2.46
Acetophenone	D+McIlvaine buffer, pH 4.9 D+McIlvaine buffer, pH 7.2 D+McIlvaine buffer, pH 1.3	-1.33 -1.58 -1.08
7 <i>H</i> -Benz[<i>de</i>]anthracen-7-one	0.1 N H ₂ SO ₄ +75% MeOH	-0.96
Benzil	D+McIlvaine buffer, pH 1.3 D+McIlvaine buffer, pH 4.9	-0.27 -0.50
Benzoin	D+McIlvaine buffer, pH 1.3 D+McIlvaine buffer, pH 8.6	-0.90 -1.49
Benzophenone	D+McIlvaine buffer, pH 1.3 D+McIlvaine buffer, pH 8.6	-0.94 -1.36
Benzoylacetone	Buffer, pH 2.6 Buffer, pH 5.3 and pH 7.6 Buffer, pH 9.7	-1.60 -1.68 -1.72
Bromoacetone	0.1 M LiCl	-0.29
2,3-Butanedione	0.1 M HCl	-0.84
3-Buten-2-one	0.1 M KCl	-1.42
Butyrophenone	0.1 M NH ₄ Cl+50% EtOH	-1.55
D-Carvone	0.1 M Et ₄ Ni+80% EtOH	-1.71
Chloroacetone	0.1 M LiCl	-1.18
Coumarin	McIlvaine buffer, pH 2.0 McIlvaine buffer, pH 5.0	-0.95 -1.11, -1.44
Cyclohexanone	C	-2.45
<i>cis</i> -Dibenzoylethylene	D, pH 1	-0.30
<i>trans</i> -Dibenzoylethylene	D, pH 11	-0.62, -1.65
	D, pH 1	-0.12
Dibenzoylmethane	D, pH 11	-0.57, -1.52
	D, pH 1.3	-0.59
9,10-Dihydro-9-oxoanthracene	D, pH 11.3	-1.30, -1.62
	D, pH 2.0	-0.93
1,5-Diphenyl-1,5-pentanedione	A	-2.10
1,5-Diphenylthiocarbazono	D, pH 7.0	-0.6
Flavanone	Acetate buffer+Me ₂ NOH+50% 2-PrOH, pH 6.1	-1.30
	Acetate buffer+Me ₂ NOH+50% 2-PrOH, pH 9.6	-1.51
Fluorescein	Acetate buffer, pH 2.0	-0.50
	Phthalate buffer, pH 5.0	-0.65
Fructose	Borate buffer, pH 10.1	-1.18, -1.44
	0.02 M LiCl	-1.76

TABLE 8.31 Half-Wave Potentials (vs. Saturated Calomel Electrode) of Organic Compounds at 25°C
(Continued)

Compound	Solvent system	$E_{1/2}$
<i>Ketones (continued)</i>		
Girard derivatives of aliphatic ketones	pH 8.2	-1.52
<i>o</i> -Hydroxyacetophenone	D, pH 5	-1.36
<i>p</i> -Hydroxyacetophenone	D, pH 5	-1.46
1,2,3-Indantrione (ninhydrin)	Britton-Robinson buffer, pH 2.5	-0.67, -0.83
	Britton-Robinson buffer, pH 4.5	-0.73, -1.01
	Britton-Robinson buffer, pH 6.8	-0.10, -0.90, -1.20
	Britton-Robinson buffer, pH 9.2	-1.35
α -Ionone	C	-1.59, -2.08
Isatin	Phosphate buffer + citrate buffer, pH 2.9	-0.3, -0.5
	Phosphate buffer + citrate buffer, pH 4.3	-0.3, -0.5, -0.8
	Phosphate buffer + citrate buffer, pH 5.4	-0.8
4-Methyl-3,5-heptadien-2-one	A	-0.64
4-Methyl-2,6-heptanedione	A	-1.28
4-Methyl-3-penten-2-one	D + McIlvaine buffer, pH 1.3	-1.01
	D + McIlvaine buffer, pH 11.3	-1.60
4-Phenyl-3-buten-2-one	D, pH 1.3	-0.72
	D, pH 8.6	-1.27
Phthalide	0.1 M Bu ₄ NI + 50% dioxane	-0.20
Phthalimide	pH 4.2	-1.1, -1.5
	pH 9.7	-1.2, -1.4
Pulegone	C	-1.74
Quinalizarin	Phosphate buffer + 1% EtOH, pH 8.0	-0.56
Testosterone	D + Britton-Robinson buffer, pH 2.6	-1.20
	D + Britton-Robinson buffer, pH 5.8	-1.40
	D + Britton-Robinson buffer, pH 8.8	-1.53, -1.79
<i>Quinones</i>		
Anthraquinone	Acetate buffer + 40% dioxane, pH 5.6	-0.51
	Phosphate buffer + 40% dioxane, pH 7.9	-0.71
<i>o</i> -Benzoquinone	Britton-Robinson buffer, pH 7.0	+0.20
	Britton-Robinson buffer, pH 9.0	+0.08
2,3-Dimethylnaphthoquinone	D, pH 5.4	-0.22
1,2-Naphthoquinone	Phosphate buffer, pH 5.0	-0.03
	Phosphate buffer, pH 7.0	-0.13
1,4-Naphthoquinone	Britton-Robinson buffer, pH 7.0	-0.07
	Britton-Robinson buffer, pH 9.0	-0.19

TABLE 8.31 Half-Wave Potentials (vs. Saturated Calomel Electrode) of Organic Compounds at 25°C
(Continued)

Compound	Solvent system	$E_{1/2}$
Acids		
Acetic acid	A	-2.3
Acrylic acid	pH 5.6	-0.85
Adenosine-5'-phosphoric acid	HClO ₄ +KClO ₄ , pH 2.2	-1.13
4-Aminobenzenesulfonic acid	0.05 M Me ₄ NI	-1.58
3-Aminobenzoic acid	pH 5.6	-0.67
Anthranilic acid	pH 5.6	-0.67
Ascorbic acid	Britton-Robinson buffer, pH 3.4	+0.17
	Britton-Robinson buffer, pH 7.0	-0.06
Barbituric acid	Borate buffer, pH 9.3	-0.04
Benzoic acid	A	-2.1
Benzoylformic acid	Britton-Robinson buffer, pH 2.2	-0.48
	Britton-Robinson buffer, pH 5.5	-0.85, -1.26
	Britton-Robinson buffer, pH 7.2	-0.98, -1.25
	Britton-Robinson buffer, pH 9.2	-1.25
Bromoacetic acid	pH 1.1	-0.54
2-Bromopropionic acid	pH 2.0	-0.39
Crotonic acid	C	-1.94
Dibromoacetic acid	pH 1.1	-0.03, -0.59
Dichloroacetic acid	pH 8.2	-1.57
5,5-Diethylbarbituric acid	Borate buffer, pH 9.3	0.00
Flavanol	D, pH 5.6	-1.25
	D, pH 7.7	-1.40
Folic acid	Britton-Robinson buffer, pH 4.6	-0.73
Formic acid	0.1 M KCl	-1.66
Fumaric acid	HCl+KCl, pH 2.6	-0.83
	Acetate buffer, pH 4.0	-0.93
	Acetate buffer, pH 5.9	-1.20
2,4-Hexadienedioic acid	Acetate buffer, pH 4.5	-0.97
Iodoacetic acid	pH 1	-0.16
Maleic acid	Britton-Robinson buffer, pH 2.0	-0.70
	Britton-Robinson buffer, pH 4.0	-0.97
	Britton-Robinson buffer, pH 6.0	-1.11, -1.30
	Britton-Robinson buffer, pH 10.0	-1.51
Mercaptoacetic acid	B, pH 6.8	-0.38
Methacrylic acid	D+0.1 M LiCl	-1.69
Nitrobenzoic acids	Buffer+10% EtOH, pH 2.0	-0.2, -0.7
Oxalic acid	B, pH 5.4-6.1	-1.80
2-Oxo-1,5-pentanedioic acid	HCl+KCl, pH 1.8	-0.59
	Ammonia buffer, pH 8.2	-1.30
2-Oxopropionic acid	Britton-Robinson buffer, pH 5.6	-1.17
	Britton-Robinson buffer, pH 6.8	-1.22, -1.53
	Britton-Robinson buffer, pH 9.7	-1.51
Phenolphthalein	Phthalate buffer, pH 2.5	-0.67
	Phthalate buffer, pH 4.7	-0.80
	D, pH 9.6	-0.98, -1.35
Picric acid	pH 4.2	-0.34
	pH 11.7	-0.36, -0.56, -0.96

TABLE 8.31 Half-Wave Potentials (vs. Saturated Calomel Electrode) of Organic Compounds at 25°C
(Continued)

Compound	Solvent system	$E_{1/2}$
<i>Acids (continued)</i>		
1,2,3-Propenetricarboxylic acid	pH 7.0	-2.1
Trichloroacetic acid	Ammonia buffer, pH 8.2	-0.84, -1.57
	Phosphate buffer, pH 10.4	-0.9, -1.6
3,4,5-Trihydroxybenzoic acid	Phosphate buffer, pH 2.9	+0.50
	Phosphate buffer, pH 8.8	+0.1
<i>p</i> -Aminophenol	Britton-Robinson buffer, pH 6.3	+0.14
	Britton-Robinson buffer, pH 8.6	-0.04
	Britton-Robinson buffer, pH 12.0	-0.16
<i>o</i> -Chlorophenol	pH 5.6	-0.63
<i>m</i> -Chlorophenol	pH 5.6	-0.73
<i>p</i> -Chlorophenol	pH 5.6	-0.65
<i>o</i> -Cresol	pH 5.6	-0.56
<i>m</i> -Cresol	pH 5.6	-0.61
<i>p</i> -Cresol	pH 5.6	-0.54
1,2-Dihydroxybenzene	pH 5.6	-0.35
1,3-Dihydroxybenzene	pH 5.6	-0.61
1,4-Dihydroxybenzene	pH 5.6	-0.23
<i>o</i> -Methoxyphenol	pH 5.6	-0.46
<i>m</i> -Methoxyphenol	pH 5.6	-0.62
<i>p</i> -Methoxyphenol	pH 5.6	-0.41
1-Naphthol	A	-0.74
2-Naphthol	A	-0.82
1,2,3-Trihydroxybenzene	Britton-Robinson buffer, pH 3.1	+0.35
	Britton-Robinson buffer, pH 6.5	+0.10
	Britton-Robinson buffer, pH 9.5	-0.10
<i>Halogen compounds</i>		
Bromobenzene	A	-1.98
	C	-2.32
1-Bromobutane	C	-2.27
Bromoethane	C	-2.08
Bromomethane	C	-1.63
1-Bromonaphthalene (also 2-bromonaphthalene)	A	-1.55, -1.60
3-Bromo-1-propene	C	-1.29
<i>p</i> -Bromotoluene	A	-1.72
Carbon tetrachloride	C	-0.78, -1.71
Chlorobenzene	A	-2.07
Chloroform	C	-1.63
Chloromethane	C	-2.23
3-Chloro-1-propene	C	-1.91
α -Chlorotoluene	C	-1.81
<i>p</i> -Chlorotoluene	A	-1.76
<i>N</i> -Chloro- <i>p</i> -toluenesulfonamide	0.5 M K ₂ SO ₄	-0.13
9,10-Dibromoanthracene	A	-1.15, -1.47
<i>p</i> -Dibromobenzene	C	-2.10
1,2-Dibromobutane	D+1% Na ₂ SO ₃	-1.45

TABLE 8.31 Half-Wave Potentials (vs. Saturated Calomel Electrode) of Organic Compounds at 25°C
(Continued)

Compound	Solvent system	$E_{1/2}$
Halogen compounds (<i>continued</i>)		
Dibromoethane	C	-1.48
<i>meso</i> -2,3-Dibromosuccinic acid	Acetate buffer, pH 4.0	-0.23, -0.89
Dichlorobenzenes	C	-2.5
Dichloromethane	C	-1.60
Diiodomethane	C	-1.12, -1.53
Hexabromobenzene	C	-0.8, -1.5
Hexachlorobenzene	C	-1.4, -1.7
Iodobenzene	A	-1.72
Iodoethane	C	-1.67
Iodomethane	A	-2.12
	C	-1.63
Tetrabromomethane	C	-0.3, -0.75, -1.49
Tetraiodomethane	C	-0.45, -1.05, -1.46
Tribromomethane	C	-0.64, -1.47
α,α,α -Trichlorotoluene	C	-0.68, -1.65, -2.00
Nitro and nitroso compounds		
1,2-Dinitrobenzene	Phthalate buffer, pH 2.5 Borate buffer, pH 9.2	-0.12, -0.32, -1.26 -0.38, -0.74
1,3-Dinitrobenzene	Phthalate buffer, pH 2.5 Borate buffer, pH 9.2	-0.17, -0.29 -0.46, -0.68
1,4-Dinitrobenzene	Phthalate buffer, pH 2.5 Borate buffer, pH 9.2	-0.12, -0.33 -0.35, -0.80
Methyl nitrobenzoates	Buffer+10% EtOH, pH 2.0	-0.20 to -0.25 -0.68 to -0.74
<i>p</i> -Nitroacetophenone	Britton-Robinson buffer, pH 2.2 Britton-Robinson buffer, pH 10.0	-0.16, -0.61, -1.09 -0.51, -1.40, -1.73
<i>o</i> -Nitroaniline	0.03 M LiCl+0.02 M benzoic acid in EtOH	-0.88
<i>m</i> -Nitroaniline	Britton-Robinson buffer, pH 4.3 Britton-Robinson buffer, pH 7.2 Britton-Robinson buffer, pH 9.2	-0.3, -0.8 -0.5 -0.7
<i>p</i> -Nitroaniline	pH 2.0 Acetate buffer, pH 4.6	-0.36 -0.5
<i>o</i> -Nitroanisole	Buffer+10% EtOH, pH 2.0	-0.29, -0.58
<i>p</i> -Nitroanisole	Buffer+10% EtOH, pH 2.0	-0.35, -0.64
1-Nitroanthraquinone	Britton-Robinson buffer, pH 7.0	-0.16
Nitrobenzene	HCl+KCl+8% EtOH, pH 0.5 Phthalate buffer, pH 2.5 Borate buffer, pH 9.2	-0.16, -0.76 -0.30 -0.70
Nitroresols	Britton-Robinson buffer, pH 2.2 Britton-Robinson buffer, pH 4.5 Britton-Robinson buffer, pH 8.0	-0.2 to -0.3 -0.4 to -0.5 -0.6
Nitroethane	Britton-Robinson buffer+30% MeOH, pH 1.8 Britton-Robinson buffer+30% MeOH, pH 4.6	-0.7 -0.8

TABLE 8.31 Half-Wave Potentials (vs. Saturated Calomel Electrode) of Organic Compounds at 25°C
(Continued)

Compound	Solvent system	$E_{1/2}$
Nitro and nitroso compounds (continued)		
2-Nitrohydroquinone	Phosphate buffer+citrate buffer, pH 2.1	-0.2
	Phosphate buffer+citrate buffer, pH 5.2	-0.4
	Phosphate buffer+citrate buffer, pH 8.0	-0.5
Nitromethane	Britton-Robinson buffer+30% MeOH, pH 1.8	-0.8
	Britton-Robinson buffer+30% MeOH, pH 4.6	-0.85
<i>o</i> -Nitrophenol	Britton-Robinson buffer+10% EtOH, pH 2.0	-0.23
	Britton-Robinson buffer+10% EtOH, pH 4.0	-0.4
	Britton-Robinson buffer+10% EtOH, pH 8.0	-0.65
	Britton-Robinson buffer+10% EtOH, pH 10.0	-0.80
<i>m</i> -Nitrophenol	Britton-Robinson buffer+10% EtOH, pH 2.0	-0.37
	Britton-Robinson buffer+10% EtOH, pH 4.0	-0.40
	Britton-Robinson buffer+10% EtOH, pH 8.0	-0.64
	Britton-Robinson buffer+10% EtOH, pH 10.0	-0.76
<i>p</i> -Nitrophenol	Britton-Robinson buffer+10% EtOH, pH 2.0	-0.35
	Britton-Robinson buffer+10% EtOH, pH 4.0	-0.50
	Britton-Robinson buffer+10% EtOH, pH 8.0	-0.82
	Britton-Robinson buffer+30% MeOH, pH 1.8	-0.73
1-Nitropropane	Britton-Robinson buffer+30% MeOH, pH 8.6	-0.88
	Britton-Robinson buffer+30% MeOH, pH 8.0	-0.95
	McIlvaine buffer, pH 2.1	-0.53
2-Nitropropane	McIlvaine buffer, pH 5.1	-0.81
	McIlvaine buffer, pH 6.0	-0.03
Nitrosobenzene	McIlvaine buffer, pH 8.0	-0.14
	D+buffer, pH 4.0	+0.02
1-Nitroso-2-naphthol	D+buffer, pH 7.0	-0.20
	D+buffer, pH 9.0	-0.31
	pH 2.0	-0.84
<i>N</i> -Nitrosophenylhydroxylamine	Phthalate buffer, pH 2.5	-0.35, -0.66
<i>o</i> -Nitrotoluene	Phthalate buffer, pH 7.4	-0.60, -1.06

TABLE 8.31 Half-Wave Potentials (vs. Saturated Calomel Electrode) of Organic Compounds at 25°C
(Continued)

Compound	Solvent system	$E_{1/2}$
Nitro and nitroso compounds (continued)		
<i>m</i> -Nitrotoluene (also <i>p</i> -nitrotoluene)	Phthalate buffer, pH 2.5 Phthalate buffer, pH 7.4	-0.30, -0.53 -0.58, -1.06
Tetranitromethane	pH 12.0	-0.41
1,3,5-Trinitrobenzene	Phthalate buffer, pH 4.1 Borate buffer, pH 9.2	-0.20, -0.29, -0.34 -0.34, -0.48, -0.65
Heterocyclic compounds containing nitrogen		
Acridine	D, pH 8.3	-0.80, -1.45
Cinchonine	B, pH 3	-0.90
2-Furanmethanol	Britton-Robinson buffer, pH 2.0 Britton-Robinson buffer, pH 5.8	-0.96 -1.38, -1.70
2-Hydroxyphenazine	Britton-Robinson buffer, pH 4.0	-0.24
8-Hydroxyquinoline	B, pH 5.0 Phosphate buffer, pH 8.0	-1.12 -1.18, -1.71
3-Methylpyridine	D+0.1 M LiCl	-1.76
4-Methylpyridine	D+0.1 M LiCl	-1.87
Phenazine	Phosphate buffer+citrate buffer, pH 7.0	-0.36
Pyridine	Phosphate buffer+citrate buffer, pH 7.0	-1.75
Pyridine-2-carboxylic acid	B, pH 4.1	-1.10
Pyridine-3-carboxylic acid	B, pH 9.3	-1.48, -1.94
Pyridine-4-carboxylic acid	0.1 M HCl	-1.08
Pyrimidine	Britton-Robinson buffer, pH 6.1 pH 9.0	-1.14 -1.39, -1.68
Quinoline-8-carboxylic acid	Citrate buffer, pH 3.6	-0.92, -1.24
Quinoxaline	Ammonia buffer, pH 9.2 pH 9 Phosphate buffer+citrate buffer, pH 7.0	-1.54 -1.11 -0.66, -1.52
Azo, hydrazine, hydroxylamine, and oxime compounds		
Azobenzene	D, pH 4.0	-0.20
Azoxybenzene	D, pH 7.0	-0.50
Benzoin 1-oxime	Buffer+20% EtOH, pH 6.3	-0.30
Benzoylhydrazine	Buffer, pH 2.0 Buffer, pH 5.6 Buffer, pH 8.2	-0.88 -1.08 -1.67
Dimethylglyoxime	0.13 M NaOH, pH 13.0	-0.30
Hydrazine	Ammonia buffer, pH 9.6	-1.63
Hydroxylamine	Britton-Robinson buffer, pH 9.3 Britton-Robinson buffer, pH 4.6 Britton-Robinson buffer, pH 9.2	-0.09 -1.42 -1.65

TABLE 8.31 Half-Wave Potentials (vs. Saturated Calomel Electrode) of Organic Compounds at 25°C
(Continued)

Compound	Solvent system	$E_{1/2}$
Azo, hydrazine, hydroxylamine, and oxime compounds (<i>continued</i>)		
Oxamide	Acetate buffer	-1.55
Phenylhydrazine	McIlvaine buffer, pH 2	+0.19
	0.13 M NaOH, pH 13.0	-0.36
Phenylhydroxylamine	McIlvaine buffer+10% EtOH, pH 2	-0.68
	McIlvaine buffer+10 EtOH, pH 4-10	-0.33 0.061 pH
Salicylaldoxime	Phosphate buffer, pH 5.4	-1.02
Thiosemicarbazide	Borate buffer, pH 9.3	-0.26
Thiourea	0.1 M sulfuric acid	+0.02
Indicators and dyestuffs		
Brilliant Green	HCl+KCl, pH 2.0	-0.2, -0.5
Indigo carmine	pH 2.5	-0.24
Indigo disulfonate	pH 7.0	-0.37
Malachite Green G	HCl+KCl, pH 2.0	-0.2, -0.5
Metanil yellow	Phosphate buffer+1% EtOH, pH 7.0	-0.51
Methylene blue	Britton-Robinson buffer, pH 4.9	-0.15
	Britton-Robinson buffer, pH 9.2	-0.30
Methylene green	Phosphate buffer+1% EtOH, pH 7.0	-0.12
Methyl orange	Phosphate buffer+1% EtOH, pH 7.0	-0.51
Morin	D, pH 7.6	-1.7
Neutral red	Britton-Robinson buffer, pH 2.0	-0.21
	Britton-Robinson buffer, pH 7.0	-0.57
Peroxide		
Ethyl peroxide	0.02 M HCl	-0.2

8.7 CONDUCTANCE

TABLE 8.32 Limiting Equivalent Ionic Conductances in Aqueous Solutions

In $10^{-4} m^2 \cdot S \cdot equiv^{-1}$ or $mho \cdot cm^2 \cdot equiv^{-1}$.

Ion	Temperature, °C		
	0	18	25
Inorganic cations			
Ag ⁺	33	54.5	61.9
Al ³⁺	29		61
Ba ²⁺	33.6	54.3	63.9
Be ²⁺			45
Ca ²⁺	30.8	51	59.5
Cd ²⁺	28	45.1	54
Ce ³⁺			70
Co ²⁺	28	45	53
Co(NH ₃) ₆ ³⁺			100
Co(ethylenediamine) ₃ ³⁺			74.7
Cr ³⁺			67
Cs ⁺	44	68	77.3
Cu ²⁺	28	45.3	56.6
D ⁺ (deuterium)		213.7	
Dy ³⁺			65.7
Er ³⁺			66.0
Eu ³⁺			67.9
Fe ²⁺	28	45.3	53.5
Fe ³⁺			69
Gd ³⁺			67.4
H ⁺	224.1	315.8	350.1
Hg ₂ ²⁺			68.7
Hg ²⁺			63.6
Ho ³⁺			66.3
K ⁺	40.3	64.6	73.5
La ³⁺	35.0	59.2	69.6
Li ⁺	19.1	33.4	38.69
Mg ²⁺	28.5	46	53.06
Mn ²⁺	27	44.5	53.5
NH ₄ ⁺	40.3	64	73.7
N ₂ H ₅ ⁺ (hydrazinium 1 +)			59
Na ⁺	25.85	43.5	50.11
Nd ³⁺			69.6
Ni ²⁺	28	45	50
Pb ²⁺	37.5	60.5	71
Pr ³⁺			69.6
Ra ²⁺	33	56.6	66.8
Rb ⁺	43.5	67.5	77.8
Sc ³⁺			64.7
Sm ³⁺			68.5
Sr ²⁺	31	51	59.46
Tl ⁺	43.3	66	74.9
Tm ³⁺			65.5
UO ₂ ²⁺			32
Y ³⁺			62
Yb ³⁺			65.2
Zn ²⁺	28	45.0	52.8

TABLE 8.32 Limiting Equivalent Ionic Conductances in Aqueous Solutions (*Continued*)

Ion	Temperature, °C		
	0	18	25
Inorganic anions			
Au(CN) ₂ ⁻			50
Au(CN) ₄ ⁻			36
B(C ₆ H ₅) ₄ ⁻			21
Br ⁻	43.1	67.6	78.1
Br ₃ ⁻			43
BrO ₃ ⁻	31.0	49.0	55.7
Cl ⁻	41.4	65.5	76.31
ClO ₂ ⁻			52
ClO ₃ ⁻	36	55.0	64.6
ClO ₄ ⁻	37.3	59.1	67.3
CN ⁻			78
CO ₃ ²⁺	36	60.5	69.3
Co(CN) ₆ ³⁻			98.9
CrO ₄ ²⁻	42	72	85
F ⁻		46.6	55.4
Fe(CN) ₆ ⁴⁻			110.4
Fe(CN) ₆ ³⁻			100.9
H ₂ AsO ₄ ⁻			34
HCO ₃ ⁻			44.5
HF ₂ ⁻			75
HPO ₄ ²⁻			33
H ₂ PO ₄ ⁻		28	33
HS ⁻	40	57	65
HSO ₃ ⁻	27		50
HSO ₄ ⁻			50
H ₂ SbO ₄ ⁻			31
I ⁻	42.0	66.5	76.9
IO ₃ ⁻	21.0	33.9	40.5
IO ₄ ⁻		49	54.5
MnO ₄ ⁻	36	53	61.3
MoO ₄ ²⁻			74.5
N ₃ ⁻			69.5
N(CN) ₂ ⁻			54.5
NO ₂ ⁻	44	59	71.8
NO ₃ ⁻	40.2	61.7	71.42
NH ₂ SO ₃ ⁻ (sulfamate)			48.6
OCN ⁻ (cyanate)		54.8	64.6
OH ⁻	117.8	175.8	198
PF ₆ ⁻			56.9
PO ₃ F ₂ ⁻			63.3
PO ₄ ³⁻			69.0
P ₂ O ₇ ⁴⁻			96
P ₃ O ₉ ³⁻			83.6
P ₃ O ₁₀ ⁵⁻			109
ReO ₄ ⁻		46.5	54.9
SCN ⁻ (thiocyanate)	41.7	56.6	66.5
SeCN ⁻			64.7
SeO ₄ ²⁻		65	75.7
SO ₃ ²⁻			79.9

TABLE 8.32 Limiting Equivalent Ionic Conductances in Aqueous Solutions (*Continued*)

Ion	Temperature, °C		
	0	18	25
SO ₄ ²⁻	41	68.3	80.0
S ₂ O ₃ ²⁻			85.0
S ₂ O ₄ ²⁻	34		66.5
S ₂ O ₆ ²⁻			93
S ₂ O ₈ ²⁻			86
WO ₄ ²⁻	35	59	69.4
Organic cations			
Decylpyridinium ⁺			29.5
Diethylammonium ⁺			42.0
Dimethylammonium ⁺			51.5
Dipropylammonium ⁺			30.1
Dodecylammonium ⁺			23.8
Ethylammonium ⁺			47.2
Ethyltrimethylammonium ⁺			40.5
Isobutylammonium ⁺			38.0
Methylammonium ⁺			58.3
Piperidinium ⁺			37.2
Propylammonium ⁺			40.8
Tetrabutylammonium ⁺			19.5
Tetraethylammonium ⁺			32.6
Tetramethylammonium ⁺			44.9
Tetrapropylammonium ⁺			23.5
Triethylsulfonium ⁺			36.1
Trimethylammonium ⁺			47.2
Trimethylsulfonium ⁺			51.4
Tripropylammonium ⁺			26.1
Organic anions			
Acetate ⁻	20	34	41
Benzoate ⁻			32.4
Bromoacetate ⁻			39.2
Bromobenzoate ⁻			30
Butanoate ⁻			32.6
Chloroacetate ⁻			42.2
<i>m</i> -Chlorobenzoate ⁻			31
<i>o</i> -Chlorobenzoate ⁻			30.5
Citrate(3 ⁻)			70.2
Crotonate ⁻			33.2
Cyanoacetate ⁻			43.4
Cyclohexanecarboxylate ⁻			28.7
Cyclopropane-1,3-dicarboxylate ²⁻			53.4
Decylsulfonate ⁻			26
Dichloroacetate ⁻			38.3
Diethylbarbiturate(2 ⁻)			26.3
Dihydrogencitrate ⁻			30
Dimethylmalonate(2 ⁻)			49.4
3,5-Dinitrobenzoate ⁻			28.3
Dodecylsulfonate ⁻			24
Ethylmalonate ⁻			49.3
Ethylsulfonate ⁻			39.6

TABLE 8.32 Limiting Equivalent Ionic Conductances in Aqueous Solutions (*Continued*)

Ion	Temperature, °C		
	0	18	25
Fluoroacetate ⁻			44.4
Fluorobenzoate ⁻			33
Formate ⁻		47	54.6
Fumarate(2 ⁻)			61.8
Glutarate(2 ⁻)			52.6
Hydrogenoxalate (1 ⁻)			40.2
Iodoacetate ⁻			40.6
Lactate(1 ⁻)			38.8
Malate(2 ⁻)			58.8
Malonate(1 ⁻)			63.5
3-Methylbutanoate ⁻			32.7
Methylsulfonate ⁻			48.8
Naphthylacetate ⁻			28.4
1,8-Octanedioate(2 ⁻)			36
Octylsulfonate ⁻			29
Oxalate(2 ⁻)			74.11
Phenylacetate ⁻			30.6
<i>m</i> -Phthalate(2 ⁻)			54.7
<i>o</i> -Phthalate(2 ⁻)			52.3
Picrate ⁻			30.37
Propanoate ⁻			35.8
Propylsulfonate ⁻			37.1
Salicylate ⁻			36
Succinate(2 ⁻)			58.8
Tartrate(2 ⁻)		55	59.6
Trichloroacetate ⁻			36.6
Trimethylacetate ⁻			31.9

TABLE 8.33 Standard Solutions for Calibrating Conductivity Vessels

The values of conductivity κ are corrected for the conductivity of the water used. The cell constant θ of a conductivity cell can be obtained from the equation

$$\theta = \frac{\kappa R R_{\text{sol}}}{R_{\text{sol}} - R}$$

where R is the resistance measured when the cell is filled with a solution of the composition stated in the table below, and R_{sol} is the resistance when the cell is filled with solvent at the same temperature.

Grams KCl per Kilogram Solution (in vacuo)	Conductivity in $\text{ohm}^{-1} \cdot \text{cm}^{-1}$ at		
	0°C	18°C	25°C
71.135 2	0.065 14 ₄	0.097 79 ₀	0.111 28 ₇
7.419 13	0.007 134 ₄	0.011 161 ₂	0.012 849 ₇
0.745 263*	0.000 773 2 ₆	0.001 219 9 ₂	0.001 408 0 ₈

* Virtually 0.0100 *M*.

From the data of Jones and Bradshaw, *J. Am. Chem. Soc.*, **55**, 1780 (1933). The original data have been converted from (int. ohm)⁻¹ cm⁻¹.

TABLE 8.34 Electrical Conductivity of Various Pure Liquids

Liquid	Temp. °C	mhos/cm or $\text{ohm}^{-1} \cdot \text{cm}^{-1}$	Liquid	Temp. °C	mhos/cm or $\text{ohm}^{-1} \cdot \text{cm}^{-1}$
Acetaldehyde	15	1.7×10^{-6}	Epichlorohydrin	25	3.4×10^{-8}
Acetamide	100	$<4.3 \times 10^{-5}$	Ethyl acetate	25	$<1 \times 10^{-9}$
Acetic acid	0	5×10^{-9}	Ethyl acetoacetate	25	4×10^{-8}
	25	1.12×10^{-8}	Ethyl alcohol	25	1.35×10^{-9}
Acetic anhydride	0	1×10^{-6}	Ethylamine	0	4×10^{-7}
	25	4.8×10^{-7}	Ethyl benzoate	25	$<1 \times 10^{-9}$
Acetone	18	2×10^{-8}	Ethyl bromide	25	$<2 \times 10^{-8}$
	25	6×10^{-8}	Ethylene bromide	19	$<2 \times 10^{-10}$
Acetonitrile	20	7×10^{-6}	Ethylene chloride	25	3×10^{-8}
Acetophenone	25	6×10^{-9}	Ethyl ether	25	$<4 \times 10^{-13}$
Acetyl bromide	25	2.4×10^{-6}	Ethylidene chloride	25	$<1.7 \times 10^{-8}$
Acetyl chloride	25	4×10^{-7}	Ethyl iodide	25	$<2 \times 10^{-8}$
Alizarin	233	$1.45 \times 10^{-6} (?)$	Ethyl isothiocyanate	25	1.26×10^{-7}
Allyl alcohol	25	7×10^{-6}	Ethyl nitrate	25	5.3×10^{-7}
Ammonia	-79	1.3×10^{-7}	Ethyl thiocyanate	25	1.2×10^{-6}
Aniline	25	2.4×10^{-8}	Eugenol	25	$<1.7 \times 10^{-8}$
Anthracene	230	3×10^{-10}			
Arsenic tribromide	35	1.5×10^{-6}	Formamide	25	4×10^{-6}
Arsenic trichloride	25	1.2×10^{-6}	Formic acid	18	5.6×10^{-5}
				25	6.4×10^{-5}
Benzaldehyde	25	1.5×10^{-7}	Furfural	25	1.5×10^{-6}
Benzene	...	7.6×10^{-8}			
Benzoic acid	125	3×10^{-9}	Gallium	30	36,800
Benzonitrile	25	5×10^{-8}	Glycerol	25	6.4×10^{-8}
Benzyl alcohol	25	1.8×10^{-6}	Glycol	25	3×10^{-7}
Benzylamine	25	$<1.7 \times 10^{-8}$	Guaiacol	25	2.8×10^{-7}
Benzyl benzoate	25	$<1 \times 10^{-9}$			
Bromine	17.2	1.3×10^{-13}	Heptane	...	$<1 \times 10^{-13}$
Bromobenzene	25	$<2 \times 10^{-11}$	Hexane	18	$<1 \times 10^{-18}$
Bromoform	25	$<2 \times 10^{-8}$	Hydrogen bromide	-80	8×10^{-9}
<i>iso</i> -Butyl alcohol	25	8×10^{-8}	Hydrogen chloride	-96	1×10^{-8}
			Hydrogen cyanide	0	3.3×10^{-6}
Capronitrile	25	3.7×10^{-6}	Hydrogen iodide	B.P.	2×10^{-7}
Carbon disulfide	1	7.8×10^{-18}	Hydrogen sulfide	B.P.	1×10^{-11}
Carbon tetrachloride	18	4×10^{-18}			
Chlorine	-70	$<1 \times 10^{-16}$	Iodine	110	1.3×10^{-10}
Chloroacetic acid	60	1.4×10^{-6}			
<i>m</i> -Chloroaniline	25	5×10^{-8}	Kerosene	25	$<1.7 \times 10^{-8}$
Chloroform	25	$<2 \times 10^{-8}$			
Chlorohydrin	25	5×10^{-7}	Mercury	0	10,629.6
<i>m</i> -Cresol	25	$<1.7 \times 10^{-8}$	Methyl acetate	25	3.4×10^{-6}
Cyanogen	...	$<7 \times 10^{-9}$	Methyl alcohol	18	4.4×10^{-7}
Cymene	25	$<2 \times 10^{-8}$	Methyl ethyl ketone	25	1×10^{-7}
			Methyl iodide	25	$<2 \times 10^{-8}$
Dichloroacetic acid	25	7×10^{-8}	Methyl nitrate	25	4.5×10^{-6}
Dichlorohydrin	25	1.2×10^{-5}	Methyl thiocyanate	25	1.5×10^{-6}
Diethylamine	-33.5	2.2×10^{-9}			
Diethyl carbonate	25	1.7×10^{-8}	Naphthalene	82	4×10^{-10}
Diethyl oxalate	25	7.6×10^{-7}	Nitrobenzene	0	5×10^{-9}
Diethyl sulfate	25	2.6×10^{-7}	Nitromethane	18	6×10^{-7}
Dimethyl sulfate	0	1.6×10^{-7}	<i>o</i> - or <i>m</i> -Nitrotoluene	25	$<2 \times 10^{-7}$
			Nonane	25	$<1.7 \times 10^{-8}$

TABLE 8.34 Electrical Conductivity of Various Pure Liquids (*Continued*)

Liquid	Temp. °C	mhos/cm or $\text{ohm}^{-1} \cdot \text{cm}^{-1}$	Liquid	Temp. °C	mhos/cm or $\text{ohm}^{-1} \cdot \text{cm}^{-1}$
Oleic acid	15	$<2 \times 10^{-10}$	Salicylaldehyde	25	1.6×10^{-7}
Pentane	19.5	$<2 \times 10^{-10}$	Stearic acid	80	$<4 \times 10^{-13}$
Petroleum	...	3×10^{-13}	Sulfonyl chloride, SOCl ₂	25	2×10^{-6}
Phenetole	25	$<1.7 \times 10^{-8}$	Sulfur	115	1×10^{-12}
Phenol	25	$<1.7 \times 10^{-8}$		130	5×10^{-12}
Phenyl isothiocyanate	25	1.4×10^{-6}		440	1.2×10^{-7}
Phosgene	25	7×10^{-9}	Sulfur dioxide	35	1.5×10^{-8}
Phosphorus	25	4×10^{-7}	Sulfuric acid	25	1×10^{-2}
Phosphorus oxychloride	25	2.2×10^{-6}	Sulfuryl chloride, SO ₂ Cl ₂	25	3×10^{-8}
Pinene	23	$<2 \times 10^{-10}$			
Piperidine	25	$<2 \times 10^{-7}$	Toluene	...	$<1 \times 10^{-14}$
Propionaldehyde	25	8.5×10^{-7}	<i>o</i> -Toluidine	25	$<2 \times 10^{-6}$
Propionic acid	25	$<1 \times 10^{-9}$	<i>p</i> -Toluidine	100	6.2×10^{-8}
Propionitrile	25	$<1 \times 10^{-7}$	Trichloroacetic acid	25	3×10^{-9}
<i>n</i> -Propyl alcohol	18	5×10^{-8}	Trimethylamine	-33.5	2.2×10^{-10}
	25	2×10^{-8}	Turpentine	...	2×10^{-13}
<i>iso</i> -Propyl alcohol	25	3.5×10^{-6}	<i>iso</i> -Valeric acid	80	$<4 \times 10^{-13}$
<i>n</i> -Propyl bromide	25	$<2 \times 10^{-8}$			
Pyridine	18	5.3×10^{-8}	Water	18	4×10^{-8}
Quinoline	25	2.2×10^{-8}	Xylene	...	$<1 \times 10^{-15}$

TABLE 8.35 Equivalent Conductivities of Electrolytes in Aqueous Solutions at 18°C

The unit of Λ in the table is $\Omega^{-1} \cdot \text{cm}^{-2} \cdot \text{equiv}^{-1}$. The entities to which the equivalent relates are given in the first column.

Electrolyte	Concentration, N										
	0.001	0.005	0.01	0.05	0.1	0.5	1.0	2.0	3.0	4.0	5.0
Acetic acid	41	20.0	14.3	6.48	4.60	2.01	1.32		0.54		0.29
AgNO ₃	113.2	110.0	107.8	99.5	94.3	77.8	67.8	56.0	48.2	42.1	37.2
½Ag ₂ SO ₄	116.3	108.4	102.9								
½AlBr ₃ (25°)	132	124	119	103	97						
½AlCl ₃	121.1	105.0	93.8			65.0	56.2	44.2	34.7	27.2	
½AlI ₃ (25°)	131	124	119	108							
½Al(NO ₃) ₃ (25°)	123	115	110	94	88						
⅙Al ₂ (SO ₄) ₃ (25°)	107.2	76.8	60.6								
½Ba(OAc) ₂	85.0	80.4	77.1	65.7	60.2	43.8	34.3				
½Ba(BrO ₃) ₂ (25°)	113.6	106.8	102.7								
½BaCl ₂	115.6	112.3	106.7	96.0	90.8	77.3	70.1	60.3	52.3		
½Ba(NO ₃) ₂	111.7	105.3	101.0	86.8	78.9	56.6	48.4		29.8	23.4	
½Ba(OH) ₂	216	213	207	191	180						
Butyric acid						1.66	0.98	0.46	0.26	0.18	0.11
½Ca(OAc) ₂	79.6	75.0	71.9	60.3	54.0	36.3	26.3				
½CaCl ₂	112.0	106.7	103.4	93.3	88.2	74.9	67.5	58.3	49.7	42.4	35.6
½Ca(NO ₃) ₂	108.5	103.0	99.5	88.4	82.5	65.7	55.9	43.5	35.5	26.0	21.5
½Ca(OH) ₂		233	226								
½CaSO ₄	104.3	86.3	77.4								
½CdBr ₂		86.5	76.3	53.2	44.6	25.3	18.3	12.5	9.1	6.8	5.3
½CdCl ₂		91	83	59	50	30.8	22.4	14.4	9.9	7.1	5.4
½CdI ₂		76.7	65.6	40.1	31.0	18.3	15.4	12.3	9.7	8.0	
½Cd(NO ₃) ₂		100	96	86.4	80.8	63.9	54.5	41.0	31.4	23.7	17.6
½CdSO ₄	97.7	79.7	70.3	49.6	42.2	28.7	23.6	17.7	14.0	11.0	8.35
½CeCl ₃ (25°)	137.4		122.1		99.0						
⅙Ce ₂ (C ₂ O ₄) ₃ (25°)	85.5	54	45.8	29							
Chloroacetic acid (25°)					42.9	20.2	13.6	8.1	5.6	4.2	3.3
Citric acid	88.4	54	42.5	22.0	16.1	7.3	5.4				
½CoCl ₂		99.3	95.6	82.3	75.0	51.5	45.3	40.3	35.4	30.5	26.4
½CrCl ₃						68.6	56.8	44.8	35.2		

TABLE 8.35 Equivalent Conductivities of Electrolytes in Aqueous Solutions at 18°C (*Continued*)

Electrolyte	Concentration, <i>N</i>										
	0.001	0.005	0.01	0.05	0.1	0.5	1.0	2.0	3.0	4.0	5.0
$\frac{1}{2}\text{CrO}_3(\text{H}_2\text{CrO}_4)$ (25°)	201	195	193	191	186						
CsCl	130.7	127.5	125.2		113.5	104.3	100.3	95.7	85.1		
$\frac{1}{2}\text{Cu}(\text{OAc})_2$ (25°)	55.7	50.6	47.2	34.9	28.4						
$\frac{1}{2}\text{CuCl}_2$								41.2	31.5	24.5	19.1
$\frac{1}{2}\text{Cu}(\text{NO}_3)_2$ (15°)	107.9	97.1	93.7	83.7	78.2	67.5	56.8	45.4	35.3	27.8	21.4
$\frac{1}{2}\text{CuSO}_4$	98.5	81.0	71.7	53.6	43.8	30.5	25.6	19.7	16.5		
Dichloroacetic acid (25°)					207.5	119	82	44.6	26.5	16.3	9.6
$\frac{1}{2}\text{FeCl}_2$ (25°)	131	125	120	103	93						
$\frac{1}{3}\text{FeCl}_3$						66.5	52.9	37.6	28.1	20.5	15.9
$\frac{1}{2}\text{FeSO}_4$	82	75	70	54	44.5	30.8	25.8	19.5	15.37		
Formic acid	125.6						5.18	3.68		2.39	1.92
H_3AsO_4 (1 <i>M</i>) (25°)	308.2	230.0	187.0	103.4	80.4						
H_3BO_3	13.5										
HBr					356	306	282	243	214	179	
HBrO_3 (25°)	401	387	373	272	156						
HCl	377	373	370	360	351	327	301		215		152.2
HClO_3					343	317	292	247	207		
HClO_4 (25°)	413	406	402	392	386	358					
HF		90	60	35.9	31.3	27.0	25.7		24.2		24.0
HI					347	322	297	255	215	179	
HIO_3	343.3	332.8	323.9		253	175	141	106	87	71	
HNO_3	375	371	368	357	350	324	310		220		156
H_3PO_4 (1 <i>M</i>)	318	279	255				66		53.1		51.3
HSCN (25°)	399	394	390	377	370						
$\frac{1}{2}\text{H}_2\text{SO}_4$	361	330	308	253	225	205	198		166.8		135.0
$\frac{1}{2}\text{HgCl}_2$				1.85	1.23						
$\frac{1}{3}\text{InBr}_3$					53.9	37.0	28.7	19.8	14.4	10.1	
KOAc	98.3	95.7	94.0	87.7	83.8	71.6	63.4	50.0	40.7	31.4	24.5
KBr	129.4	126.4	124.4	117.8	114.2	105.4	102.5	98.0	93.3	87.9	
KBrO_3	109.9	106.9	104.7	97.3	93.0						
$\frac{1}{3}\text{K}_3\text{citrate}$		109.9	103	87.8	80.8						

KCl	127.3	124.4	122.4	115.8	112.0	102.4	98.3	92.0	88.9		
KClO ₃	116.9	113.6	111.6	103.7	99.2	85.3					
KClO ₄ (25°)	137.9	134.2	131.5	121.6	115.2						
KCN (15°)						104.2	99.7				
½K ₂ CO ₃	133.0	121.6	115.5	100.7	94.1	77.8	70.7	65.0	55.6	49.2	42.9
½K ₂ C ₂ O ₄	122.4	116.7	112.5	100.8	94.9	80.4	73.7				
½K ₂ CrO ₄					100.5	86.4	79.5	72.0	59.9		
½K ₂ Cr ₂ O ₇					98.2	85.4					
KF	108.9	106.2	104.3	97.7	94.0	82.6	76.0	63.4	56.5	51.7	46.5
⅓K ₃ [Fe(CN) ₆]	163.1	150.7									
¼K ₄ [Fe(CN) ₆]	167.2	146.1	134.8	107.7	97.9						
KHCO ₃ (25°)	115.3	112.2	110.1			86.5	78.9				
KH phthalate	119.3	103.7	99.9	89.3	83.8						
KHS						92.5	91.7	86.4	80.7		69.3
KHSO ₄						21.0	18.4	15.2			
KH ₂ PO ₄ (1 M) (25°)	107.1	100.8	98.0	90.7	85.6	60.0 ¹⁸	45.8 ¹⁸				
KI	128.2	125.3	123.4	117.3	114.0	106.2	103.6	101.3	96.4	89.0	81.2
KIO ₃	96.0	93.2	91.2	84.1	79.7						
KIO ₄ (25°)	124.9	121.2	118.5	106.7	98.1						
KMnO ₄ (25°)	133.3		126.5		113						
KNO ₃	123.6	120.5	118.2	109.9	104.8	89.2	80.5	69.4	61.3		
KOH	234	230	228	219	213	197	184		140.6		105.8
KReO ₄ (25°)	125.1	121.3	118.5	106.4	97.4						
½K ₂ S							135.6	119.7	108.3	97.2	86.1
KSCN	118.6	115.8	113.9	107.7	104.3	95.7	91.6	86.8	74.6		
½K ₂ SO ₄	126.9	120.3	115.8	101.9	94.9	78.5	71.6				
½LaCl ₃ (25°)	137.0	127.5	121.8	106.2	99.1						
⅓La(NO ₃) ₃				86.1	72.1	65.4	54.0	39.1	28.5	19.9	
⅙La ₂ (SO ₄) ₃				25.7	21.5						
Lactic acid	108.9	53.5	39	18.1	13.2						
LiOAc					51.3	37.7	28.9	18.2	11.9	7.2	
LiBr				87.9	84.4	73.9	67.2	57.7		44.2	
LiCl	96.5	93.9	92.1	86.1	82.4	70.7	63.4	53.1	45.3		33.3
LiClO ₄ (25°)	103.4	100.6	98.6	92.2	88.6						
½Li ₂ CO ₃				64.2	59.1						
LiI						75.3	69.2	61.0			
LiIO ₃	65.3	62.9	61.2	55.3	51.5	39.0	31.2	21.4	14.6		

TABLE 8.35 Equivalent Conductivities of Electrolytes in Aqueous Solutions at 18°C (*Continued*)

Electrolyte	Concentration, <i>N</i>										
	0.001	0.005	0.01	0.05	0.1	0.5	1.0	2.0	3.0	4.0	5.0
LiNO ₃	92.9	90.3	88.6	82.7	79.2	68.0	60.8	50.3	34.9	27.3	
LiOH						149.0	134.5	113.5	95.7		
½Li ₂ SO ₄	96.4		86.9	74.7	68.2	50.5	41.3	30.7	23.3	18.1	13.9
½MgCl ₂	106.4	101.3	98.1	88.5	83.4	69.6	61.5	52.3	43.3	35.0	28.0
½Mg(NO ₃) ₂	102.6	97.7	94.7	85.3	80.5	67.0	59.0	47.0	39.8		
½MgSO ₄	99.8	84.5	76.2	56.9	49.7	35.4	28.9	23.0	17.3	12.9	9.3
½MnCl ₂					86.0	68.5	61.0	48.5	38.8	30.2	23.0
½MnSO ₄						27.6	24.4	18.3	14.0	10.5	7.3
NH ₃ (aq)	28.0	13.2	9.6	4.6	3.3	1.35	0.89		0.36		0.20
NH ₄ OAc		92.9	91.4	84.9		60.5	54.7	42.9	34.0	26.5	
NH ₄ Cl	127.3	124.3	122.1	115.2	110.7	101.4	97.0	92.1	88.2	85.0	80.7
NH ₄ F					90.1	74.5	65.7	55.3	47.9	42.2	
NH ₄ I				118.0	115.0	106.0	103.1	100.0		91.4	84.5
NH ₄ NO ₃	124.5		118.0	110.0	106.6	94.5	88.8	85.1		71.9	47.6
NH ₄ SCN					104.3	94.0	89.9	84.7	79.2	74.0	
½(NH ₄) ₂ SO ₄		120.0	116.5		89.0	79.5	73.0	65.0		55.2	
NaOAc	75.2	72.4	70.2	64.2	61.1	49.4	41.2	29.8	21.5	15.3	10.5
NaBr				99.1	96.0	84.6	78.1	69.1		53.0	
NaBrO ₃						61.8	54.5	44.1			
Na <i>n</i> -butyrate (25°)	80.3	77.6	75.8	69.3	65.3						
NaCl	106.5	103.8	102.0	95.7	92.0	80.9	74.3	64.8	56.5	49.4	42.7
NaClO ₄	114.9 ²⁵	111.7 ²⁵	109.6 ²⁵	102.4 ²⁵	98.4 ²⁵	71.7	65.0	55.1	46.0	38.8	
½Na ₂ CO ₃	112	102.5	96.2	80.3	72.9	54.5	45.5	34.5	27.2		
½Na ₂ CrO ₄					82.5	66.4	57.7	46.6	38.3	31.1	
½Na ₂ Cr ₂ O ₇ (25°)		103		98.3	94.9						
NaF	87.8	85.2	83.5	77.0	73.1	60.0	51.9				
¼Na ₄ [Fe(CN) ₆] (25°)		129.6	120.0	97.0	88.2						
Na formate	88.6					61.4	53.7	43.1	34.8	28.2	
NaHCO ₃ (25°)	93.5	90.5	88.4	80.6	76.0						
⅓Na ₃ HPO ₄	58.4		54.0		44.0	33.5	28.0				
NaH ₂ PO ₄	67.9	65.8	64.4	57.8	54.1						
¼Na ₃ H ₂ P ₂ O ₇	41.1	39.4	38.2	34.6	32.5	25.4					
NaI	124.2	121.2	119.2	112.8	108.8	97.5	89.9	78.6	69.9	62.2	

NaIO ₃	75.2	72.6	70.9	64.4	60.5						
½Na ₂ MoO ₄	120.8	113	110								
NaN ₃ (25°)	117.1	113.8	110.5	101.3	95.7		68.0				
NaNO ₂ (25°)							75.9	63.1	53.6		39.7
NaNO ₃	102.9	100.1	98.2	91.4	87.2	74.1	65.9	54.5	46.0	39.0	
NaOH	208	203	200	190	183	172	160		108.0		69.0
Na picrate (25°)	78.6	75.7	73.7	66.3	61.8						
½Na ₃ PO ₄	125	122	119	91							
Na propionate (25°)	83.5	80.9	79.1								
½Na ₂ S						117.0	104.3	85.0	71.0	59.0	47.2
NaSCN						74.3	68.9	59.8	50.9	43.7	
½Na ₂ SiO ₃	144	139	136	124	116	88	72	51	38	27	19
½Na ₂ SO ₄	106.7	100.8	96.8	83.9	78.4	59.7	50.8	40.0	33.5		
(mono) Na tartrate	120	81.5	74.8	64.3	60.4						
½Na ₂ WO ₄ (25°)	116.1	109.2	104.8	92.2	85.8						
½NiSO ₄	96.3	79.5	70.8	51.0	43.8	30.4	25.1	19.3	15.1		
½Oxalic acid	180.7		158.2	132.9	116.9	75.9	59.4				
½Pb(NO ₃) ₂	116.1	108.6	103.5	86.3	77.3	53.2	42.0	31.0			
Propionic acid						1.57	1.00	0.54		0.20	
RbCl	130.3	127.4	125.3	117.8	113.9		101.9	97.1	92.7	87.2	
RbOH					220.6		204.8	192.0	170.0	148.3	
¼SnCl ₄						216.8	121.7	66.9	47.9	32.7	
½SrCl ₂	114.5	108.9	105.4	94.4	90.2	75.7	68.5	58.7	49.9	42.2	
½Sr(NO ₃) ₂	108.3	102.7	99.0	87.3	80.9	62.7	52.1	38.0	29.3	29.3	16.4
Tartaric acid (15°)							7.03	4.58	3.32	2.48	1.83
¼ThCl ₄						61.0	54.0	44.3	36.3	29.8	
TiCl	128.2	123.7	120.2								
TiF	113.3	108.2	105.4	97.4	92.6	78.8	71.5	62.7			
TiNO ₃	124.7	121.1	118.4	107.9	101.2						
½Ti ₂ SO ₄	127.4	118.4	112.3	92.7	83.1						
Trichloroacetic acid (25°)						273	207	127	79	44	19
½UO ₂ F ₂ (25°)	26.10	12.31	9.17	5.43	4.74	3.75	3.22				
½UO ₂ SO ₄ (25°)	106.5	63.2	49.2	27.6	22.2	14.4	11.6				2.7
½YCl ₃ (25°)	129	122	118	109							
½Zn(OAc) ₂ (25°)	83	77	73	58	49						
½ZnCl ₂	107	101	98	87	82	65	55	39.6	29.6	23.2	18.5
½Zn(NO ₃) ₂	120	114	111	100							
½ZnSO ₄	98.4	82.1	73.2	53.0	45.6	32.3	26.6	20.0	15.9	12.0	9.0

TABLE 8.36 Conductivity of Very Pure Water at Various Temperatures and the Equivalent Conductances of Hydrogen and Hydroxyl Ions

Temp., °C	Conductivity, $\mu\text{S} \cdot \text{cm}^{-1}$	Resistivity, $\text{M}\Omega \cdot \text{cm}$	Equivalent conductance, $\text{cm}^2 \cdot \text{ohm}^{-1} \cdot \text{equivalent}^{-1}$	
			λ^0, H^+	λ^0, OH^-
0	0.011 61	86.14	224.1	117.8
5	0.016 61	60.21	250.0	133.6
10	0.023 15	43.21	275.6	149.6
15	0.031 53	31.71	300.9	165.9
18	0.037 54	26.64	315.8	491.6
20	0.042 05	23.78	325.7	182.5
25	0.055 08	18.15	350.1	199.2
30	0.070 96	14.09	374.0	216.1
35	0.090 05	11.10	397.4	233.0
40	0.112 7	8.88	420.0	267.2
45	0.139 3	7.18	442.0	267.2
50	0.170 2	5.88	463.3	284.3
55	0.205 5	4.86	483.8	301.4
60	0.245 7	4.06	503.4	318.5
65	0.291 2	3.43	522.0	335.4
70	0.341 6	2.93	539.7	352.2
75	0.397 8	2.51	556.4	368.8
80	0.459 3	2.18	572.0	385.2
85	0.525 8	1.90	586.4	401.4
90	0.597 7	1.67	599.6	417.3
95	0.675 3	1.48	611.6	432.8
100	0.756 9	1.32	622.2	448.1
150	1.84	0.543		
200	2.99	0.334	824	701
250	3.31	0.302		
300	2.42	0.413	894	821

Source: Data from T. S. Light and S. L. Licht, *Anal. Chem.*, **59**:2327–2330 (1987).

8.7.1 Common Conductance Relations*

Conductivity. The standard unit of conductance is electrolytic conductivity (formerly called specific conductance) κ , which is defined as the reciprocal of the resistance [Ω^{-1}] of a 1-m cube of liquid at a specified temperature [$\Omega^{-1} \cdot \text{m}^{-1}$]. See Table 8.33 and the definition of the cell constant.

In accurate work at low concentrations it is necessary to subtract the conductivity of the pure solvent (Table 8.34) from that of the solution to obtain the conductivity due to the electrolyte.

Resistivity (Specific Resistance)

$$\rho = \frac{1}{\kappa} \quad [\Omega \cdot \text{m}]$$

* SI units are in brackets.

Conductance of an Electrolyte Solution

$$\frac{1}{R} = \kappa \frac{S}{d} \quad [\Omega^{-1}]$$

where S is the surface area of the electrode, or the mean cross-sectional area of the solution [m^2], and d is the mean distance between the electrodes [m].

Equivalent Conductivity

$$\Lambda = \frac{\kappa}{C} \quad [\Omega^{-1} \cdot \text{m}^2 \cdot \text{equiv}^{-1}]$$

In the older literature, C is the concentration in equivalents per liter. The volume of the solution in cubic centimeters per equivalent is equal to $1000/C$, and $\Lambda = 1000 \kappa/C$, the units employed in Table 8.32 [$\Omega^{-1} \cdot \text{cm}^2 \cdot \text{equiv}^{-1}$]. The formula unit used in expressing the concentration must be specified; for example, NaCl , $\frac{1}{2}\text{K}_2\text{SO}_4$, $\frac{1}{3}\text{LaCl}_3$.

The equivalent conductivity of an electrolyte is the sum of contributions of the individual ions. At infinite dilution: $\Lambda^\circ = \lambda_c^\circ + \lambda_a^\circ$, where λ_c° and λ_a° are the ionic conductances of cations and anions, respectively, at infinite dilution (Table 8.35).

Ionic Mobility and Ionic Equivalent Conductivity

$$\lambda_c = Fu_c \quad \text{and} \quad \lambda_a = Fu_a \quad [\Omega^{-1} \cdot \text{m}^2 \cdot \text{equiv}^{-1}]$$

where F is the Faraday constant, and u_c , u_a are the ionic mobilities [$\text{m}^2 \cdot \text{s}^{-1} \cdot \text{V}^{-1}$].

$$\Lambda = \alpha F(u_c + u_a) = \alpha(\lambda_c + \lambda_a)$$

where α is the degree of electrolytic dissociation, Λ/Λ° . The electric mobility u of a species is the magnitude of the velocity in an electric field [$\text{m} \cdot \text{s}^{-1}$] divided by the magnitude of the strength of the electric field E [$\text{V} \cdot \text{m}^{-1}$].

Ostwald Dilution Law

$$K_d = \frac{\alpha^2 C}{1 - \alpha}$$

where K_d is the dissociation constant of the weak electrolyte. In general for an electrolyte which yields n ions:

$$K_d = \frac{C^{(n-1)}\Lambda^n}{\Lambda^{\circ(n-1)}(\Lambda^\circ - \Lambda)}$$

Transference Numbers or Hittorf Transport Numbers

$$T_c = \frac{\lambda_c}{\lambda_c + \lambda_a} \quad T_a = \frac{\lambda_a}{\lambda_c + \lambda_a} \quad T_c + T_a = 1$$

$$\frac{T_c}{T_a} = \frac{u_c}{u_a} = \frac{\lambda_c}{\lambda_a}$$

$$\lambda_c = T_c \Lambda \quad \lambda_a = T_a \Lambda$$

SECTION 9

PHYSICOCHEMICAL RELATIONSHIPS

9.1	LINEAR FREE ENERGY RELATIONSHIPS	9.2
Table 9.1	Hammett and Taft Substituent Constants	9.2
Table 9.2	pK_a^o and Rho Values for Hammett Equation	9.6
Table 9.3	pK_a^o and Rho Values for Taft Equation	9.7
Table 9.4	Special Hammett Sigma Constants	9.8

9.1 LINEAR FREE ENERGY RELATIONSHIPS

Many equilibrium and rate processes can be systematized when the influence of each substituent on the reactivity of substrates is assigned a characteristic constant σ and the reaction parameter ρ is known or can be calculated. The Hammett equation

$$\log \frac{K}{K^\circ} = \sigma\rho$$

describes the behavior of many *meta*- and *para*-substituted aromatic species. In this equation K° is the acid dissociation constant of the reference in aqueous solution at 25°C and K is the corresponding constant for the substituted acid. Separate sigma values are defined by this reaction for *meta* and *para* substituents and provide a measure of the total electronic influence (polar, inductive, and resonance effects) in the absence of conjugation effects. Sigma constants are not valid of substituents *ortho* to the reaction center because of anomalous (mainly steric) effects. The inductive effect is transmitted about equally to the *meta* and *para* positions. Consequently, σ_m is an approximate measure of the size of the inductive effect of a given substituent and $\sigma_p - \sigma_m$ is an approximate measure of a substituent's resonance effect. Values of Hammett sigma constants are listed in Table 9.1.

Taft sigma values σ^* perform a similar function with respect to aliphatic and alicyclic systems. Values of σ^* are listed in Table 9.1.

The reaction parameter ρ depends upon the reaction series but not upon the substituents employed. Values of the reaction parameter for some aromatic and aliphatic systems are given in Tables 9.2 and 9.3.

Since substituent effects in aliphatic systems and in *meta* positions in aromatic systems are essentially inductive in character, σ^* and σ_m values are often related by the expression $\sigma_m = 0.217\sigma^* - 0.106$. Substituent effects fall off with increasing distance from the reaction center; generally a factor of 0.36 corresponds to the interposition of a $-\text{CH}_2-$ group, which enables σ^* values to be estimated for $\text{R}-\text{CH}_2-$ groups not otherwise available.

TABLE 9.1 Hammett and Taft Substituent Constants

Substituent	Hammett constants		Taft constant σ^*
	σ_m	σ_p	
$-\text{AsO}_2\text{H}^-$	-0.09	-0.02	0.06
$-\text{B}(\text{OH})_2$	0.01	0.45	
$-\text{Br}$	0.39	0.23	2.84
$-\text{CH}_2\text{Br}$			1.00
<i>m</i> - BrC_6H_4-		0.09	
<i>p</i> - BrC_6H_4-		0.08	
$-\text{CH}_3$	-0.07	-0.17	0.0
$-\text{CH}_2\text{CH}_3$	-0.07	-0.15	-0.10
$-\text{CH}_2\text{CH}_2\text{CH}_3$	-0.05	-0.15	-0.12
$-\text{CH}(\text{CH}_3)_2$	-0.07	-0.15	-0.19
$-\text{CH}_2\text{CH}_2\text{CH}_2\text{CH}_3$	-0.07	-0.16	-0.13
$-\text{CH}_2\text{CH}(\text{CH}_3)_2$	-0.07	-0.12	-0.13
$-\text{CH}(\text{CH}_3)\text{CH}_2\text{CH}_3$		-0.12	-0.19
$-\text{C}(\text{CH}_3)_3$	-0.10	-0.20	-0.30
$-\text{CH}_2\text{CH}_2\text{CH}_2\text{CH}_2\text{CH}_3$			-0.25
$-\text{CH}_2\text{CH}_2\text{CH}(\text{CH}_3)_2$			-0.17

TABLE 9.1 Hammett and Taft Substituent Constants (Continued)

Substituent	Hammett constants		Taft constant σ^*
	σ_m	σ_p	
—CH ₂ C(CH ₃) ₃		−0.23	−0.12
—CH ₂ CH ₂ CH ₂ CH ₂ CH ₂ CH ₂ CH ₃			−0.37
Cyclopropyl—	−0.07	−0.21	
Cyclohexyl—			−0.15
—3,4-(CH ₂) ₂ (fused)		−0.26	
—3,4-(CH ₂) ₃ — (fused ring)		−0.48	
—3,4-(CH) ₄ — (fused ring)	0.06	0.04	
—CH=CH ₂	0.02		0.56
—CH=C(CH ₃) ₂			0.19
—CH=CHCH ₃ , <i>trans</i>			0.36
—CH ₂ —CH=CH ₂			0.0
—CH=CHC ₆ H ₅	0.14	−0.05	0.41
—C≡CH	0.21	0.23	2.18
—C≡CC ₆ H ₅	0.14	0.16	1.35
—CH ₂ —C≡CH			0.81
—C ₆ H ₅	0.06	−0.01	0.60
<i>p</i> -CH ₃ C ₆ H ₄ —		−0.5	
Naphthyl— (both 1- and 2-)			0.75
—CH ₂ C ₆ H ₅		0.46	0.22
—CH ₂ CH ₂ —C ₆ H ₅			−0.06
—CH(CH ₃)C ₆ H ₅			0.37
—CH(C ₆ H ₅) ₂			0.41
—CH ₂ —C ₁₀ H ₇			0.44
2-Furoyl—			0.25
3-Indolyl—			−0.06
2-Thienyl—			1.31
2-Thienylmethylene—			0.31
—CHO	0.36	0.22	
—COCH ₃	0.38	0.50	1.65
—COCH ₂ CH ₂		0.48	
—COCH(CH ₃) ₂		0.47	
—COC(CH ₃) ₃		0.32	
—COCF ₃	0.65		3.7
—COC ₆ H ₅	0.34	0.46	2.2
—CONH ₂	0.28	0.36	1.68
—CONHC ₆ H ₅			1.56
—CH ₂ COCH ₃			0.60
—CH ₂ CONH ₂			0.31
—CH ₂ CH ₂ CONH ₂			0.19
—CH ₂ CH ₂ CH ₂ CONH ₂			0.12
—CH ₂ CONHC ₆ H ₅			0.0
—COO [−]	−0.1	0.0	−1.06
—COOH	0.36	0.43	2.08
—CO—OCH ₃	0.32	0.39	2.00
—CO—OCH ₂ CH ₃	0.37	0.45	2.12
—CH ₂ CO—OCH ₃			1.06
—CH ₂ CO—OCH ₂ CH ₃			0.82
—CH ₂ COO			−0.06
—CH ₂ CH ₂ COOH	−0.03	−0.07	
—Cl	0.37	0.23	2.96
—CCl ₃	0.47		2.65
—CHCl ₂			1.94

TABLE 9.1 Hammett and Taft Substituent Constants (Continued)

Substituent	Hammett constants		Taft constant σ^*
	σ_m	σ_p	
—CH ₂ Cl	0.12	0.18	1.05
—CH ₂ CH ₂ Cl			0.38
—CH ₂ CCl ₃			0.75
—CH ₂ CH ₂ CCl ₃			0.25
—CH=CCl ₂			1.00
—CH ₂ CH=CCl ₂			0.19
<i>p</i> -ClC ₆ H ₄ —		0.08	
—F	0.34	0.06	3.21
—CF ₃	0.43	0.54	2.61
—CHF ₂			2.05
—CH ₂ F			1.10
—CH ₂ CF ₃			0.90
—CH ₂ CF ₂ CF ₂ CF ₃			0.87
—C ₆ F ₅	—0.12	—0.03	
—Ge(CH ₃) ₃		0.0	
—Ge(CH ₂ CH ₃) ₃		0.0	
—H	0.00	0.00	0.49
—I	0.35	0.28	2.46
—CH ₂ I			0.85
—IO ₂	0.70	0.76	
—N ₂ ⁺	1.76	1.91	
—N ₃ (azide)	0.33	0.08	2.62
—NH ₂	—0.16	—0.66	0.62
—NH ₃ ⁺	1.13	1.70	3.76
—CH ₂ —NH ₂			0.50
—CH ₂ —NH ₃ ⁺			2.24
—NH—CH ₃	—0.30	—0.84	
—NH—C ₂ H ₅	—0.24	—0.61	
—NH—C ₄ H ₉	—0.34	—0.51	
—NH(CH ₃) ₂ ⁺			4.36
—NH ₂ —CH ₃ ⁺	0.96		3.74
—NH ₂ —C ₂ H ₅ ⁺	0.96		3.74
—N(CH ₃) ₃ ⁺	0.88	0.82	4.55
—N(CH ₃) ₂	—0.2	—0.83	0.32
—CH ₂ —N(CH ₃) ₃ ⁺			1.90
—N(CF ₃) ₂	0.45	0.53	
<i>p</i> -H ₂ N—C ₆ H ₅ —		—0.30	
—NH—CO—CH ₃	0.21	0.00	1.40
—NH—CO—C ₂ H ₅			1.56
—NH—CO—C ₆ H ₅	0.22	0.08	1.68
—NH—CHO	0.25		1.62
—NH—CO—NH ₂	0.18		1.31
—NH—OH	—0.04	—0.34	
—NH—CO—OC ₂ H ₅	0.33		1.99
—CH ₂ —NH—CO—CH ₃			0.43
—NH—SO ₂ —C ₆ H ₅			1.99
—NH—NH ₂	—0.02	—0.55	
—CN	0.56	0.66	3.30
—CH ₂ —CN	0.17	0.01	1.30
—NO		0.12	
—NO ₂	0.71	0.78	4.0
—CH ₂ —NO ₂			1.40

TABLE 9.1 Hammett and Taft Substituent Constants (Continued)

Substituent	Hammett constants		Taft constant σ^*
	σ_m	σ_p	
—CH ₂ —CH ₂ —NO ₂			0.50
—CH=CHNO ₂	0.33	0.26	
<i>m</i> -O ₂ N—C ₆ H ₄		0.18	
<i>p</i> -O ₂ N—C ₆ H ₄		0.24	
(NO ₂) ₃ C ₆ H ₂ — (picryl)	0.43	0.41	
—N(CO—CH ₃)(CO—C ₆ H ₅)			1.37
—N(CO—CH ₃)(naphthyl)			1.65
—O ⁻	-0.71	-0.52	
—OH	0.12	-0.37	1.34
—O—CH ₃	0.12	-0.27	1.81
—O—C ₂ H ₅	0.10	-0.24	1.68
—O—C ₃ H ₇	0.00	-0.25	1.68
—O—CH(CH ₃) ₂	0.05	-0.45	1.62
—O—C ₄ H ₉	-0.05	-0.32	1.68
—O—cyclopentyl			1.62
—O—cyclohexyl	0.29		1.81
—O—CH ₂ —cyclohexyl	0.18		1.31
—O—C ₆ H ₅	0.25	-0.32	2.43
—O—CH ₂ —C ₆ H ₅		-0.42	
—OCF ₃	0.40	0.35	
3,4-O—CH ₂ —O—		-0.27	
3,4-O—(CH ₂) ₂ O—		-0.12	
—O—CO—CH ₃	0.39	0.31	
—ONO ₂			3.86
—O—N=C(CH ₃) ₂			1.81
—ONH ₃ ⁺			2.92
—CH ₂ —O ⁻			0.27
—CH ₂ —OH	0.08	0.08	0.31
—CH ₂ —O—CH ₃			0.52
—CH(OH)—CH ₃			0.12
—CH(OH)—C ₆ H ₅			0.50
<i>p</i> -HO—C ₆ H ₄ —		-0.24	
<i>p</i> -CH ₃ O—C ₆ H ₄ —		-0.10	
—CH ₂ —CH(OH)—CH ₃			-0.06
—CH ₂ —C(OH)(CH ₃) ₂			-0.25
—P(CH ₃) ₂	0.1	0.05	
—P(CH ₃) ₃ ⁺	0.8	0.9	
—P(CF ₃) ₂	0.6	0.7	
—PO ₃ H ⁻	0.2	0.26	
—PO(OC ₂ H ₅) ₂	0.55	0.60	
—SH	0.25	0.15	1.68
—SCH ₃	0.15	0.00	1.56
—S(CH ₃) ₂ ⁺	1.0	0.9	
—SCH ₂ CH ₃	0.23	0.03	1.56
—SCH ₂ CH ₂ CH ₃			1.49
—SCH ₂ CH ₂ CH ₂ CH ₃			1.44
—S—cyclohexyl			1.93
—SC ₆ H ₅	0.30		1.87
—SC(C ₆ H ₅) ₃			0.69
—SCH ₂ C ₆ H ₅			1.56
—SCH ₂ CH ₂ C ₆ H ₅			1.44
—CH ₂ SH	0.03		0.62

TABLE 9.1 Hammett and Taft Substituent Constants (Continued)

Substituent	Hammett constants		Taft constant σ^*
	σ_m	σ_p	
—CH ₂ SCH ₂ C ₆ H ₅			0.37
—SCF ₃	0.40	0.50	
—SCN	0.63	0.52	3.43
—S—CO—CH ₃	0.39	0.44	
—S—CONH ₂	0.34		2.07
—SO—CH ₃	0.52	0.49	
—SO—C ₆ H ₅			3.24
—CH ₂ —SO—CH ₃			1.33
—SO ₂ —CH ₃	0.60	0.68	3.68
—SO ₂ —CH ₂ CH ₃			3.74
—SO ₂ —CH ₂ CH ₂ CH ₃			3.68
—SO ₂ —C ₆ H ₅	0.67		3.55
—SO ₂ —CF ₃	0.79	0.93	
—SO ₂ —NH ₂	0.46	0.57	
—CH ₂ —SO ₂ —CH ₃			1.38
—SO ₃	0.05	0.09	0.81
—SO ₃ H		0.50	
—SeCH ₃	0.1	0.0	
—Se—cyclohexyl			2.37
—SeCN	0.67	0.66	3.61
—Si(CH ₃) ₃	-0.04	-0.07	-0.81
—Si(CH ₂ CH ₃) ₃		0.0	
—Si(CH ₃) ₂ C ₆ H ₅			-0.87
—Si(CH ₃) ₂ —O—Si(CH ₃) ₃			-0.81
—CH ₂ Si(CH ₃) ₃	-0.16	-0.22	-0.25
—CH ₂ CH ₂ Si(CH ₃) ₃			-0.25
—Sn(CH ₃) ₃		0.0	
—Sn(CH ₂ CH ₃) ₃		0.0	

TABLE 9.2 pK_a° and Rho Values for Hammett Equation

Acid	pK_a°	ρ
Arenearsonic acids		
pK_1	3.54	1.05
pK_2	8.49	0.87
Areneboronic acids (in aqueous 25% ethanol)	9.70	2.15
Arenephosphonic acids		
pK_1	1.84	0.76
pK_2	6.97	0.95
α -Aryladoximes	10.70	0.86
Benzeneseleninic acids	4.78	1.03
Benzenesulfonamides (20°C)	10.00	1.06
Benzenesulfonanilides (20°C)		
X—C ₆ H ₄ —SO ₂ —NH—C ₆ H ₅	8.31	1.16
C ₆ H ₅ —SO ₂ —NH—C ₆ H ₄ —X	8.31	1.74
Benzoic acids	4.21	1.00
Cinnamic acids	4.45	0.47
Phenols	9.92	2.23

TABLE 9.2 pK_a° and Rho Values for Hammett Equation (*Continued*)

Acid	pK_a°	ρ
Phenylacetic acids	4.30	0.49
Phenylpropionic acids (in aqueous 35% dioxane)	3.24	0.81
Phenylpropionic acids	4.45	0.21
Phenyltrifluoromethylcarbinols	11.90	1.01
Pyridine-1-oxides	0.94	2.09
2-Pyridones	11.65	4.28
4-Pyridones	11.12	4.28
Pyrroles	17.00	4.28
5-Substituted pyrrole-2-carboxylic acids	2.82	1.40
Thiobenzoic acids	2.61	1.0
Thiophenols	6.50	2.2
Trifluoroacetophenone hydrates	10.00	1.11
5-Substituted topolones	6.42	3.10
Protonated cations of		
Acetophenones	-6.0	2.6
Anilines	4.60	2.90
<i>C</i> -Aryl- <i>N</i> -dibutylamidines (in aqueous 50% ethanol)	11.14	1.41
<i>N,N</i> -Dimethylanilines	5.07	3.46
Isoquinolines	5.32	5.90
1-Naphthylamines	3.85	2.81
2-Naphthylamines	4.29	2.81
Pyridines	5.18	5.90
Quinolines	4.88	5.90

TABLE 9.3 pK_a° and Rho Values for Taft Equation

Acid	pK_a°	ρ
RCOOH	4.66	1.62
RCH ₂ COOH	4.76	0.67
RC≡C—COOH	2.39	1.89
H ₂ C=C(R)—COOH	4.39	0.64
(CH ₃) ₂ C=C(R)—COOH	4.65	0.47
<i>cis</i> -C ₆ H ₅ —CH=C(R)—COOH	3.77	0.63
<i>trans</i> -C ₆ H ₅ —CH=C(R)—COOH	4.61	0.47
R—CO—CH ₂ —COOH	4.12	0.43
HON=C(R)—COOH	4.84	0.34
RCH ₂ OH	15.9	1.42
RCH(OH) ₂	14.4	1.42
R ₁ CO—NHR ₂	22.0	3.1*
CH ₃ CO—C(R)=C(OH)CH ₃	9.25	1.78
CH ₃ CO—CH(R)—CO—OC ₂ H ₅	12.59	3.44
R—CO—NHOH	9.48	0.98
R ₁ R ₂ C=NOH (R ₁ , R ₂ not acyl groups)	12.35	1.18
(R)(CH ₃ CO)C=NOH	9.00	0.94
RC(NO ₂) ₂ H	5.24	3.60
RSH	10.22	3.50
RCH ₂ SH	10.54	1.47
R—CO—SH	3.52	1.62

TABLE 9.3 pK_a° and Rho Values for Taft Equation (*Continued*)

Acid	pK_a°	ρ
Protonated cations of		
RNH_2	10.15	3.14
$\text{R}_1\text{R}_2\text{NH}$	10.59	3.23
$\text{R}_1\text{R}_2\text{R}_3\text{N}$	9.61	3.30
$\text{R}_1\text{R}_2\text{PH}$	3.59	2.61
$\text{R}_1\text{R}_2\text{R}_3\text{P}$	7.85	2.67

* σ^* for R_1CO and R_2 .

Two modified sigma constants have been formulated for situations in which the substituent enters into resonance with the reaction center in an electron-demanding transition state (σ^+) or for an electron-rich transition state (σ^-). σ^- constants give better correlations in reactions involving phenols, anilines, and pyridines and in nucleophilic substitutions. Values of some modified sigma constants are given in Table 9.4.

TABLE 9.4 Special Hammett Sigma Constants

Substituent	σ_m^+	σ_p^+	σ_p^-
$-\text{CH}_3$	-0.07	-0.31	-0.17
$-\text{C}(\text{CH}_3)_3$	-0.06	-0.26	
$-\text{C}_6\text{H}_5$	0.11	-0.18	
$-\text{CF}_3$	0.52	0.61	0.74
$-\text{F}$	0.35	-0.07	0.02
$-\text{Cl}$	0.40	0.11	0.23
$-\text{Br}$	0.41	0.15	0.26
$-\text{I}$	0.36	0.14	
$-\text{CN}$	0.56	0.66	0.88
$-\text{CHO}$			1.13
$-\text{CONH}_2$			0.63
$-\text{COCH}_3$			0.85
$-\text{COOH}$	0.32	0.42	0.73
$-\text{CO}-\text{OCH}_3$	0.37	0.49	0.66
$-\text{CO}-\text{OCH}_2\text{CH}_3$	0.37	0.48	0.68
$-\text{N}_2^+$			3.2
$-\text{NH}_2$	0.16	-1.3	-0.66
$-\text{N}(\text{CH}_3)_2$		-1.7	
$-\text{N}(\text{CH}_3)_3^+$	0.36	0.41	
$-\text{NH}-\text{CO}-\text{CH}_3$		-0.60	
$-\text{NO}_2$	0.67	0.79	1.25
$-\text{OH}$		-0.92	
$-\text{O}^-$			-0.81
$-\text{OCH}_3$	0.05	-0.78	-0.27
$-\text{SF}_5$			0.70
$-\text{SCF}_3$			0.57
$-\text{SO}_2\text{CH}_3$			1.05
$-\text{SO}_2\text{CF}_3$			1.36

SECTION 10

POLYMERS, RUBBERS, FATS, OILS, AND WAXES

10.1	POLYMERS	10.2
10.2	ADDITIVES TO POLYMERS	10.4
10.2.1	Antioxidants	10.4
10.2.2	Antistatic Agents	10.4
10.2.3	Chain-Transfer Agents	10.4
10.2.4	Coupling Agents	10.4
10.2.5	Flame Retardants	10.5
10.2.6	Foaming Agents (Chemical Blowing Agents)	10.5
10.2.7	Inhibitors	10.6
10.2.8	Lubricants	10.6
	Table 10.1 Plastic Families	10.6
10.2.9	Plasticizers	10.7
10.2.10	Ultraviolet Stabilizers	10.7
10.2.11	Vulcanization and Curing	10.7
10.3	FORMULAS AND KEY PROPERTIES OF PLASTIC MATERIALS	10.8
10.3.1	Acetals	10.8
10.3.2	Acrylics	10.8
10.3.3	Alkyds	10.9
10.3.4	Alloys	10.10
10.3.5	Allyls	10.10
10.3.6	Cellulosics	10.10
10.3.7	Epoxy	10.11
10.3.8	Fluorocarbon	10.12
10.3.9	Nitrile Resins	10.13
10.3.10	Melamine Formaldehyde	10.13
10.3.11	Phenolics	10.14
10.3.12	Polyamides	10.14
10.3.13	Poly(amide-imide)	10.15
10.3.14	Polycarbonate	10.15
10.3.15	Polyester	10.15
10.3.16	Poly(methylpentene)	10.16
10.3.17	Polyolefins	10.16
10.3.18	Poly(phenylene Sulfide)	10.17
10.3.19	Polyurethane	10.18
10.3.20	Silicones	10.18
10.3.21	Styrenics	10.19
10.3.22	Sulfones	10.20
10.3.23	Thermoplastic Elastomers	10.20
10.3.24	Vinyl	10.20
10.3.25	Urea Formaldehyde	10.21
	Table 10.2 Properties of Commercial Plastics	10.22
10.4	FORMULAS AND ADVANTAGES OF RUBBERS	10.58
10.4.1	Gutta Percha	10.58
10.4.2	Natural Rubber	10.58
10.4.3	Chlorosulfonated Polyethylene	10.58
10.4.4	Epichlorohydrin	10.59
10.4.5	Nitrile Rubber (NBR, GRN, Buna N)	10.59

10.4.6	Polyacrylate	10.59
10.4.7	<i>cis</i> -Polybutadiene Rubber (BR)	10.59
10.4.8	Polychloroprene (Neoprene)	10.60
10.4.9	Ethylene-Propylene-Diene Rubber (EPDM)	10.60
10.4.10	Polyisobutylene (Butyl Rubber)	10.60
10.4.11	(<i>Z</i>)-Polyisoprene (Synthetic Natural Rubber)	10.60
10.4.12	Polysulfide Rubbers	10.61
10.4.13	Poly(vinyl Chloride) (PVC)	10.61
10.4.14	Silicone Rubbers	10.61
10.4.15	Styrene-Butadiene Rubber (GRS, SBR, Buna S)	10.61
10.4.16	Urethane	10.62
	Table 10.3 Properties of Natural and Synthetic Rubbers	10.63
10.5	CHEMICAL RESISTANCE	10.64
	Table 10.4 Resistance of Selected Polymers and Rubbers to Various Chemicals at 20°C	10.64
10.6	GAS PERMEABILITY	10.66
	Table 10.5 Gas Permeability Constants ($10^{10} P$) at 25°C for Polymers and Rubbers	10.66
	Table 10.6 Vapor Permeability Constants ($10^{10} P$) at 35°C for Polymers	10.69
10.7	FATS, OILS, AND WAXES	10.69
	Table 10.7 Constants of Fats and Oils	10.69
	Table 10.8 Constants of Waxes	10.72

10.1 POLYMERS

Polymers are mixtures of macromolecules with similar structures and molecular weights that exhibit some average characteristic properties. In some polymers long segments of linear polymer chains are oriented in a regular manner with respect to one another. Such polymers have many of the physical characteristics of crystals and are said to be *crystalline*. Polymers that have polar functional groups show a considerable tendency to be crystalline. Orientation is aided by alignment of dipoles on different chains. Van der Waals' interactions between long hydrocarbon chains may provide sufficient total attractive energy to account for a high degree of regularity within the polymers.

Irregularities such as branch points, comonomer units, and cross-links lead to *amorphous* polymers. They do not have true melting points but instead have glass transition temperatures at which the rigid and glasslike material becomes a viscous liquid as the temperature is raised.

Elastomers. Elastomers is a generic name for polymers that exhibit rubberlike elasticity. Elastomers are soft yet sufficiently elastic that they can be stretched several hundred percent under tension. When the stretching force is removed, they retract rapidly and recover their original dimensions.

Polymers that soften or melt and then solidify and regain their original properties on cooling are called *thermoplastic*. A thermoplastic polymer is usually a single strand of linear polymer with few if any cross-links.

Thermosetting Polymers. Polymers that soften or melt on warming and then become infusible solids are called *thermosetting*. The term implies that thermal decomposition has not taken place. Thermosetting plastics contain a cross-linked polymer network that extends through the finished article, making it stable to heat and insoluble in organic solvents. Many molded plastics are shaped while molten and are then heated further to become rigid solids of desired shapes.

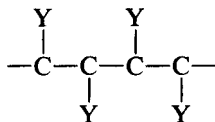
Synthetic Rubbers. Synthetic rubbers are polymers with rubberlike characteristics that are prepared from dienes or olefins. Rubbers with special properties can also be prepared from other polymers, such as polyacrylates, fluorinated hydrocarbons, and polyurethanes.

Structural Differences. Polymers exhibit structural differences. A *linear* polymer consists of long segments of single strands that are oriented in a regular manner with respect to one another. *Branched* polymers have substituents attached to the repeating units that extend the polymer laterally. When these units participate in chain propagation and link together chains, a *cross-linked* polymer is formed. A *ladder* polymer results when repeating units have a tetravalent structure such that a polymer consists of two backbone chains regularly cross-linked at short intervals.

Generally polymers involve bonding of the most substituted carbon of one monomeric unit to the least substituted carbon atom of the adjacent unit in a *head-to-tail* arrangement. Substituents appear on alternate carbon atoms. *Tacticity* refers to the configuration of substituents relative to the backbone axis. In an *isotactic* arrangement, substituents are on the same plane of the backbone axis; that is, the configuration at each chiral center is identical.

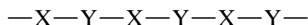


In a *syndiotactic* arrangement, the substituents are in an ordered alternating sequence, appearing alternately on one side and then on the other side of the chain, thus



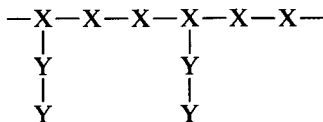
In an *atactic* arrangement, substituents are in an unordered sequence along the polymer chains.

Copolymerization. Copolymerization occurs when a mixture of two or more monomer types polymerizes so that each kind of monomer enters the polymer chain. The fundamental structure resulting from copolymerization depends on the nature of the monomers and the relative rates of monomer reactions with the growing polymer chain. A tendency toward alternation of monomer units is common.

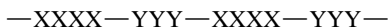


Random copolymerization is rather unusual. Sometimes a monomer which does not easily form a homopolymer will readily add to a reactive group at the end of a growing polymer chain. In turn, that monomer tends to make the other monomer much more reactive.

In *graft copolymers* the chain backbone is composed of one kind of monomer and the branches are made up of another kind of monomer.



The structure of a *block copolymer* consists of a homopolymer attached to chains of another homopolymer.



Configurations around any double bond give rise to *cis* and *trans* stereoisomerism.

10.2 ADDITIVES TO POLYMERS

10.2.1 Antioxidants

Antioxidants markedly retard the rate of autoxidation throughout the useful life of the polymer. Chain-terminating antioxidants have a reactive —NH or —OH functional group and include compounds such as secondary aryl amines or hindered phenols. They function by transfer of hydrogen to free radicals, principally to peroxy radicals. Butylated hydroxytoluene is a widely used example.

Peroxide-decomposing antioxidants destroy hydroperoxides, the sources of free radicals in polymers. Phosphites and thioesters such as tris(nonylphenyl) phosphite, distearyl pentaerythritol diphosphite, and dialkyl thiodipropionates are examples of peroxide-decomposing antioxidants.

10.2.2 Antistatic Agents

External antistatic agents are usually quaternary ammonium salts of fatty acids and ethoxylated glycerol esters of fatty acids that are applied to the plastic surface. Internal antistatic agents are compounded into plastics during processing. Carbon blacks provide a conductive path through the bulk of the plastic. Other types of internal agents must bloom to the surface after compounding in order to be active. These latter materials are ethoxylated fatty amines and ethoxylated glycerol esters of fatty acids, which often must be individually selected to match chemically each plastic type.

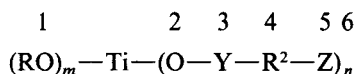
Antistatic agents require ambient moisture to function. Consequently their effectiveness is dependent on the relative humidity. They provide a broad range of protection at 50% relative humidity. Much below 20% relative humidity, only materials which provide a conductive path through the bulk of the plastic to ground (such as carbon black) will reduce electrostatic charging.

10.2.3 Chain-Transfer Agents

Chain-transfer agents are used to regulate the molecular weight of polymers. These agents react with the developing polymer and interrupt the growth of a particular chain. The products, however, are free radicals that are capable of adding to monomers and initiating the formation of new chains. The overall effect is to reduce the average molecular weight of the polymer without reducing the rate of polymerization. Branching may occur as a result of chain transfer between a growing but rather short chain with another and longer polymer chain. Branching may also occur if the radical end of a growing chain abstracts a hydrogen from a carbon atom four or five carbons removed from the end. Thiols are commonly used as chain-transfer agents.

10.2.4 Coupling Agents

Coupling agents are molecular bridges between the interface of an inorganic surface (or filler) and an organic polymer matrix. Titanium-derived coupling agents interact with the free protons at the inorganic interface to form organic monomolecular layers on the inorganic surface. The titanate-coupling-agent molecule has six functions:



where

Type	<i>m</i>	<i>n</i>
Monoalkoxy	1	3
Coordinate	4	2
Chelate	1	2

Function 1 is the attachment of the hydrolyzable portion of the molecule to the surface of the inorganic (or proton-bearing) species.

Function 2 is the ability of the titanate molecule to transesterify.

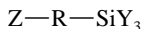
Function 3 affects performance as determined by the chemistry of alkylate, carboxyl, sulfonyl, phenolic, phosphate, pyrophosphate, and phosphite groups.

Function 4 provides van der Waals' entanglement via long carbon chains.

Function 5 provides thermoset reactivity via functional groups such as methacrylates and amines.

Function 6 permits the presence of two or three pendent organic groups. This allows all functionality to be controlled to the first-, second-, or third-degree levels.

Silane coupling agents are represented by the formula



where Y represents a hydrolyzable group (typically alkoxy); Z is a functional organic group, such as amino, methacryloxy, epoxy; and R typically is a small aliphatic linkage that serves to attach the functional organic group to silicon in a stable fashion. Bonding to surface hydroxy groups of inorganic compounds is accomplished by the —SiY₃ portion, either by direct bonding of this group or more commonly via its hydrolysis product —Si(OH)₃. Subsequent reaction of the functional organic group with the organic matrix completes the coupling reaction and establishes a covalent chemical bond from the organic phase through the silane coupling agent to the inorganic phase.

10.2.5 Flame Retardants

Flame retardants are thought to function via several mechanisms, dependent upon the class of flame retardant used. Halogenated flame retardants are thought to function principally in the vapor phase either as a diluent and heat sink or as a free-radical trap that stops or slows flame propagation. Phosphorus compounds are thought to function in the solid phase by forming a glaze or coating over the substrate that prevents the heat and mass transfer necessary for sustained combustion. With some additives, as the temperature is increased, the flame retardant acts as a solvent for the polymer, causing it to melt at lower temperatures and flow away from the ignition source.

Mineral hydrates, such as alumina trihydrate and magnesium sulfate heptahydrate, are used in highly filled thermoset resins.

10.2.6 Foaming Agents (Chemical Blowing Agents)

Foaming agents are added to polymers during processing to form minute gas cells throughout the product. Physical foaming agents include liquids and gases. Compressed nitrogen is often used in

injection molding. Common liquid foaming agents are short-chain aliphatic hydrocarbons in the C₅ to C₇ range and their chlorinated or fluorinated analogs.

The chemical foaming agent used varies with the temperature employed during processing. At relatively low temperatures (15 to 200°C), the foaming agent is often 4,4'-oxybis-(benzenesulfonylhydrazide) or *p*-toluenesulfonylhydrazide. In the midrange (160 to 232°C), either sodium hydrogen carbonate or 1,1'-azobisformamide is used. For the high range (200 to 285°C), there are *p*-toluenesulfonyl semicarbazide, 5-phenyltetrazole and analogs, and trihydrazinotriazine.

10.2.7 Inhibitors

Inhibitors slow or stop polymerization by reacting with the initiator or the growing polymer chain. The free radical formed from an inhibitor must be sufficiently unreactive that it does not function as a chain-transfer agent and begin another growing chain. Benzoquinone is a typical free-radical chain inhibitor. The resonance-stabilized free radical usually dimerizes or disproportionates to produce inert products and end the chain process.

10.2.8 Lubricants

Materials such as fatty acids are added to reduce the surface tension and improve the handling qualities of plastic films.

TABLE 10.1 Plastic Families

Acetals	Fluorocarbons (<i>continued</i>)
Acrylics	Poly(vinylidene fluoride) (PVDF)
Poly(methyl methacrylate) (PMMA)	Ethylene-chlorotrifluoroethylene copolymer
Poly(acrylonitrile)	Ethylene-tetrafluoroethylene copolymer
Alkyds	Poly(vinyl fluoride) (PVF)
Alloys	Melamine formaldehyde
Acrylic-poly(vinyl chloride) alloy	Melamine phenolic
Acrylonitrile-butadiene-styrene-poly(vinyl chloride) alloy (ABS-PVC)	Nitrile resins
Acrylonitrile-butadiene-styrene-polycarbonate alloy (ABS-PC)	Phenolics
Allyls	Polyamides
Allyl-diglycol-carbonate polymer	Nylon 6
Diallyl phthalate (DAP) polymer	Nylon 6/6
Cellulosics	Nylon 6/9
Cellulose acetate resin	Nylon 6/12
Cellulose-acetate-propionate resin	Nylon 11
Cellulose-acetate-butyrate resin	Nylon 12
Cellulose nitrate resin	Aromatic nylons
Ethyl cellulose resin	Poly(amide-imide)
Rayon	Poly(aryl ether)
Chlorinated polyether	Polycarbonate (PC)
Epoxy	Polyesters
Fluorocarbons	Poly(butylene terephthalate) (PBT) [also called polytetramethylene terephthalate (PTMT)]
Poly(tetrafluoroethylene) (PTFE)	Poly(ethylene terephthalate) (PET)
Poly(chlorotrifluoroethylene) (PCTFE)	Unsaturated polyesters (SMC, BMC)
Perfluoroalkoxy (PFA) resin	Butadiene-maleic acid copolymer (BMC)
Fluorinated ethylene-propylene (FEP) resin	Styrene-maleic acid copolymer (SMC)
	Polyimide

TABLE 10.1 Plastic Families (*Continued*)

Poly(methylpentene)	Sulfones (<i>continued</i>)
Polyolefins (PO)	Poly(ether sulfone)
Low-density polyethylene (LDPE)	Poly(phenyl sulfone)
High-density polyethylene (HDPE)	Thermoplastic elastomers
Ultrahigh-molecular-weight polyethylene (UHMWPE)	Polyolefin
Polypropylene (PP)	Polyester
Polybutylene (PB)	Block copolymers
Polyallomers	Styrene-butadiene block copolymer
Poly(phenylene oxide)	Styrene-isoprene block copolymer
Poly(phenylene sulfide) (PPS)	Styrene-ethylene block copolymer
Polyurethanes	Styrene-butylene block copolymer
Silicones	Urea formaldehyde
Styrenics	Vinyls
Polystyrene (PS)	Poly(vinyl chloride) (PVC)
Acrylonitrile-butadiene-styrene (ABS) copolymer	Poly(vinyl acetate) (PVAC)
Styrene-acrylonitrile (SAN) copolymer	Poly(vinylidene chloride)
Styrene-butadiene copolymer	Poly(vinyl butyrate) (PVB)
Sulfones	Poly(vinyl formal)
Polysulfone (PSF)	Poly(vinyl alcohol) (PVAL)

10.2.9 Plasticizers

Plasticizers are relatively nonvolatile liquids which are blended with polymers to alter their properties by intrusion between polymer chains. Diisooctyl phthalate is a common plasticizer. A plasticizer must be compatible with the polymer to avoid bleeding out over long periods of time. Products containing plasticizers tend to be more flexible and workable.

10.2.10 Ultraviolet Stabilizers

2-Hydroxybenzophenones represent the largest and most versatile class of ultraviolet stabilizers that are used to protect materials from the degradative effects of ultraviolet radiation. They function by absorbing ultraviolet radiation and by quenching electronically excited states.

Hindered amines, such as 4-(2,2,6,6-tetramethylpiperidiny) decanedioate, serve as radical scavengers and will protect thin films under conditions in which ultraviolet absorbers are ineffective. Metal salts of nickel, such as dibutyldithiocarbamate, are used in polyolefins to quench singlet oxygen or electronically excited states of other species in the polymer. Zinc salts function as peroxide decomposers.

10.2.11 Vulcanization and Curing

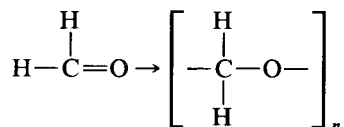
Originally, vulcanization implied heating natural rubber with sulfur, but the term is now also employed for curing polymers. When sulfur is employed, sulfide and disulfide cross-links form between polymer chains. This provides sufficient rigidity to prevent *plastic flow*. Plastic flow is a process in which coiled polymers slip past each other under an external deforming force; when the force is released, the polymer chains do not completely return to their original positions.

Organic peroxides are used extensively for the curing of unsaturated polyester resins and the polymerization of monomers having vinyl unsaturation. The —O—O— bond is split into free radicals which can initiate polymerization or cross-linking of various monomers or polymers.

10.3 FORMULAS AND KEY PROPERTIES OF PLASTIC MATERIALS

10.3.1 Acetals

10.3.1.1 Homopolymer. Acetal homopolymers are prepared from formaldehyde and consist of high-molecular-weight linear polymers of formaldehyde.



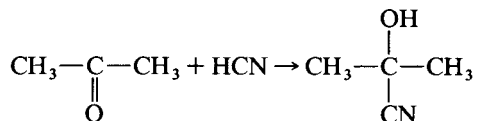
The good mechanical properties of this homopolymer result from the ability of the oxymethylene chains to pack together into a highly ordered crystalline configuration as the polymers change from the molten to the solid state.

Key properties include high melt point, strength and rigidity, good frictional properties, and resistance to fatigue. Higher molecular weight increases toughness but reduces melt flow.

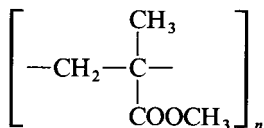
10.3.1.2 Copolymer. Acetal copolymers are prepared by copolymerization of 1,3,5-trioxane with small amounts of a comonomer. Carbon-carbon bonds are distributed randomly in the polymer chain. These carbon-carbon bonds help to stabilize the polymer against thermal, oxidative, and acidic attack.

10.3.2 Acrylics

10.3.2.1 Poly(methyl Methacrylate). The monomer used for poly(methyl methacrylate), 2-hydroxy-2-methylpropanenitrile, is prepared by the following reaction:

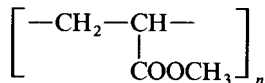


2-Hydroxy-2-methylpropanenitrile is then reacted with methanol (or other alcohol) to yield methacrylate ester. Free-radical polymerization is initiated by peroxide or azo catalysts and produce poly(methyl methacrylate) resins having the following formula:



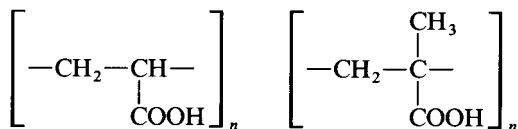
Key properties are improved resistance to heat, light, and weathering. This polymer is unaffected by most detergents, cleaning agents, and solutions of inorganic acids, alkalies, and aliphatic hydrocarbons. Poly(methyl methacrylate) has light transmittance of 92% with a haze of 1 to 3% and its clarity is equal to glass.

10.3.2.2 Poly(methyl Acrylate). The monomer used for preparing poly(methyl acrylate) is produced by the oxidation of propylene. The resin is made by free-radical polymerization initiated by peroxide or azo catalysts and has the following formula:



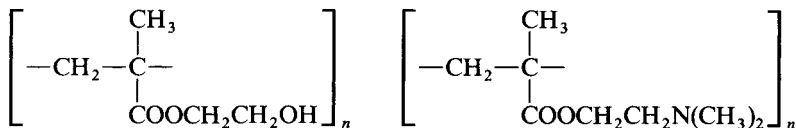
Resins vary from soft, elastic, film-forming materials to hard plastics.

10.3.2.3 Poly(acrylic Acid) and Poly(methacrylic Acid). Glacial acrylic acid and glacial methacrylic acid can be polymerized to produce water-soluble polymers having the following structures:



These monomers provide a means for introducing carboxyl groups into copolymers. In copolymers these acids can improve adhesion properties, improve freeze-thaw and mechanical stability of polymer dispersions, provide stability in alkalis (including ammonia), increase resistance to attack by oils, and provide reactive centers for cross-linking by divalent metal ions, diamines, or epoxides.

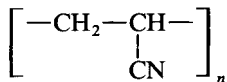
10.3.2.4 Functional Group Methacrylate Monomers. Hydroxyethyl methacrylate and dimethylaminoethyl methacrylate produce polymers having the following formulas:



The use of hydroxyethyl (also hydroxypropyl) methacrylate as a monomer permits the introduction of reactive hydroxyl groups into the copolymers. This offers the possibility for subsequent cross-linking with an HO-reactive difunctional agent (diisocyanate, diepoxide, or melamine-formaldehyde resin). Hydroxyl groups promote adhesion to polar substrates.

Use of dimethylaminoethyl (also *tert*-butylaminoethyl) methacrylate as a monomer permits the introduction of pendent amino groups which can serve as sites for secondary cross-linking, provide a way to make the copolymer acid-soluble, and provide anchoring sites for dyes and pigments.

10.3.2.5 Poly(acrylonitrile). Poly(acrylonitrile) polymers have the following formula:



10.3.3 Alkyds

Alkyds are formulated from polyester resins, cross-linking monomers, and fillers of mineral or glass. The unsaturated polyester resins used for thermosetting alkyds are the reaction products of polyfunctional organic alcohols (glycols) and dibasic organic acids.

Key properties of alkyds are dimensional stability, colorability, and arc track resistance. Chemical resistance is generally poor.

10.3.4 Alloys

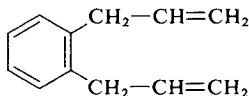
Polymer alloys are physical mixtures of structurally different homopolymers or copolymers. The mixture is held together by secondary intermolecular forces such as dipole interaction, hydrogen bonding, or van der Waals' forces.

Homogeneous alloys have a single glass transition temperature which is determined by the ratio of the components. The physical properties of these alloys are averages based on the composition of the alloy.

Heterogeneous alloys can be formed when graft or block copolymers are combined with a compatible polymer. Alloys of incompatible polymers can be formed if an interfacial agent can be found.

10.3.5 Allyls

10.3.5.1 Diallyl Phthalate (and Diallyl 1,3-Phthalate). These allyl polymers are prepared from

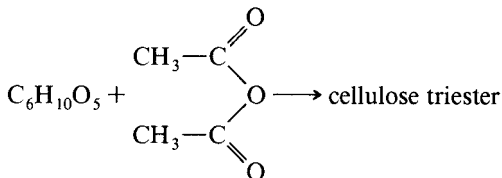


These resulting polymers are solid, linear, internally cyclized, thermoplastic structures containing unreacted allylic groups spaced at regular intervals along the polymer chain.

Molding compounds with mineral, glass, or synthetic fiber filling exhibit good electrical properties under high humidity and high temperature conditions, stable low-loss factors, high surface and volume resistivity, and high arc and track resistance.

10.3.6 Cellulosics

10.3.6.1 Cellulose Triacetate. Cellulose triacetate is prepared according to the following reaction:



Because cellulose triacetate has a high softening temperature, it must be processed in solution. A mixture of dichloromethane and methanol is a common solvent.

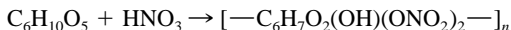
Cellulose triacetate sheeting and film have good gauge uniformity and good optical clarity. Cellulose triacetate products have good dimensional stability and resistance to water and have good folding endurance and burst strength. It is highly resistant to solvents such as acetone. Cellulose triacetate products have good heat resistance and a high dielectric constant.

10.3.6.2 Cellulose Acetate, Propionate, and Butyrate. Cellulose acetate is prepared by hydrolyzing the triester to remove some of the acetyl groups; the plastic-grade resin contains 38 to 40%

acetyl. The propionate and butyrate esters are made by substituting propionic acid and its anhydride (or butyric acid and its anhydride) for some of the acetic acid and acetic anhydride. Plastic grades of cellulose-acetate-propionate resin contain 39 to 47% propionyl and 2 to 9% acetyl; cellulose-acetate-butyrate resins contain 26 to 39% butyryl and 12 to 15% acetyl.

These cellulose esters form tough, strong, stiff, hard plastics with almost unlimited color possibilities. Articles made from these plastics have a high gloss and are suitable for use in contact with food.

10.3.6.3 Cellulose Nitrate. Cellulose nitrate is prepared according to the following reaction:



The nitrogen content for plastics is usually about 11%, for lacquers and cement base it is 12%, and for explosives it is 13%. The standard plasticizer added is camphor.

Key properties of cellulose nitrate are good dimensional stability, low water absorption, and toughness. Its disadvantages are its flammability and lack of stability to heat and sunlight.

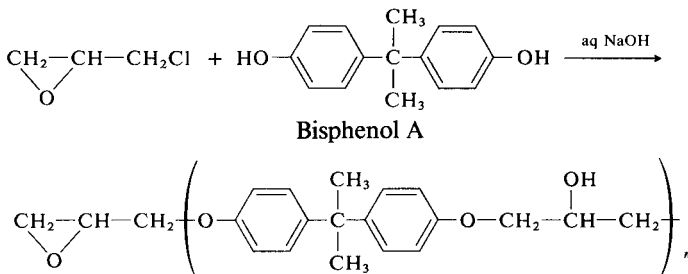
10.3.6.4 Ethyl Cellulose. Ethyl cellulose is prepared by reacting cellulose with caustic to form caustic cellulose, which is then reacted with chloroethane to form ethyl cellulose. Plastic-grade material contains 44 to 48% ethoxyl.

Although not as resistant as cellulose esters to acids, it is much more resistant to bases. An outstanding feature is its toughness at low temperatures.

10.3.6.5 Rayon. Viscose rayon is obtained by reacting the hydroxy groups of cellulose with carbon disulfide in the presence of alkali to give xanthates. When this solution is poured (spun) into an acid medium, the reaction is reversed and the cellulose is regenerated (coagulated).

10.3.7 Epoxy

Epoxy resin is prepared by the following condensation reaction:

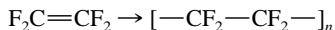


The condensation leaves epoxy end groups that are then reacted in a separate step with nucleophilic compounds (alcohols, acids, or amines). For use as an adhesive, the epoxy resin and the curing resin (usually an aliphatic polyamine) are packaged separately and mixed together immediately before use.

Epoxy novolac resins are produced by glycidation of the low-molecular-weight reaction products of phenol (or cresol) with formaldehyde. Highly cross-linked systems are formed that have superior performance at elevated temperatures.

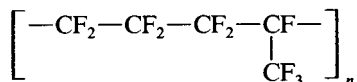
10.3.8 Fluorocarbon

10.3.8.1 Poly(tetrafluoroethylene). Poly(tetrafluoroethylene) is prepared from tetrafluoroethylene and consists of repeating units in a predominantly linear chain:



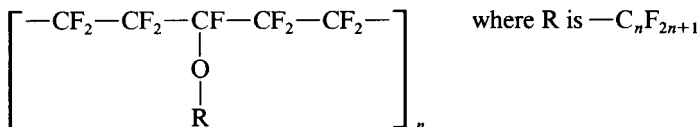
Tetrafluoroethylene polymer has the lowest coefficient of friction of any solid. It has remarkable chemical resistance and a very low brittleness temperature (-100°C). Its dielectric constant and loss factor are low and stable across a broad temperature and frequency range. Its impact strength is high.

10.3.8.2 Fluorinated Ethylene-Propylene Resin. Polymer molecules of fluorinated ethylene-propylene consist of predominantly linear chains with this structure:



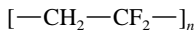
Key properties are its flexibility, translucency, and resistance to all known chemicals except molten alkali metals, elemental fluorine and fluorine precursors at elevated temperatures, and concentrated perchloric acid. It withstands temperatures from -270° to 250°C and may be sterilized repeatedly by all known chemical and thermal methods.

10.3.8.3 Perfluoroalkoxy Resin. Perfluoroalkoxy resin has the following formula:



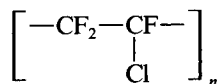
It resembles polytetrafluoroethylene and fluorinated ethylene propylene in its chemical resistance, electrical properties, and coefficient of friction. Its strength, hardness, and wear resistance are about equal to the former plastic and superior to that of the latter at temperatures above 150°C .

10.3.8.4 Poly(vinylidene Fluoride). Poly(vinylidene fluoride) consists of linear chains in which the predominant repeating unit is



It has good weathering resistance and does not support combustion. It is resistant to most chemicals and solvents and has greater strength, wear resistance, and creep resistance than the preceding three fluorocarbon resins.


10.3.8.5 Poly(1-Chloro-1,2,2-Trifluoroethylene). Poly(1-chloro-1,2,2-trifluoroethylene) consists of linear chains in which the predominant repeating unit is



It possesses outstanding barrier properties to gases, especially water vapor. It is surpassed only by the fully fluorinated polymers in chemical resistance. A few solvents dissolve it at temperatures

10.3.11 Phenolics

10.3.11.1 Phenol-Formaldehyde Resin. Phenol-formaldehyde resin is prepared as follows:

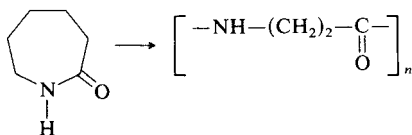


One-Stage Resins. The ratio of formaldehyde to phenol is high enough to allow the thermosetting process to take place without the addition of other sources of cross-links.

Two-Stage Resins. The ratio of formaldehyde to phenol is low enough to prevent the thermosetting reaction from occurring during manufacture of the resin. At this point the resin is termed *novolac* resin. Subsequently, hexamethylenetetramine is incorporated into the material to act as a source of chemical cross-links during the molding operation (and conversion to the thermoset or cured state).

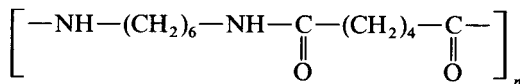
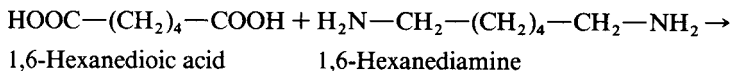
10.3.12 Polyamides

10.3.12.1 Nylon 6, 11, and 12. This class of polymers is polymerized by addition reactions of ring compounds that contain both acid and amine groups on the monomer.



Nylon 6 is polymerized from 2-oxohexamethyleneimine (6 carbons); nylon 11 and 12 are made this way from 11- and 12-carbon rings, respectively.

10.3.12.2 Nylon 6/6, 6/9, and 6/12. As illustrated below, nylon 6/6 is polymerized from 1,6-hexanedioic acid (six carbons) and 1,6-hexanediamine (six carbons).



Poly(hexamethylene 1,6-hexanediamide)

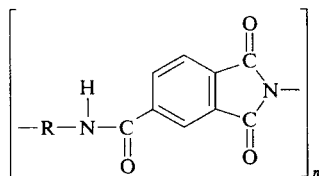
Other nylons are made this way from direct combinations of monomers to produce types 6/9, 6/10, and 6/12.

Nylon 6 and 6/6 possess the maximum stiffness, strength, and heat resistance of all the types of nylon. Type 6/6 has a higher melt temperature, whereas type 6 has a higher impact resistance and better processibility. At a sacrifice in stiffness and heat resistance, the higher analogs of nylon are useful primarily for improved chemical resistance in certain environments (acids, bases, and zinc chloride solutions) and for lower moisture absorption.

Aromatic nylons, $[-\text{NH}-\text{C}_6\text{H}_4-\text{CO}-]_n$ (also called aramids), have specialty uses because of their improved clarity.

10.3.13 Poly(amide-imide)

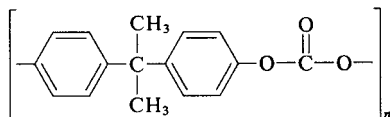
Poly(amide-imide) is the condensation polymer of 1,2,4-benzenetricarboxylic anhydride and various aromatic diamines and has the general structure:



It is characterized by high strength and good impact resistance, and retains its physical properties at temperatures up to 260°C. Its radiation (gamma) resistance is good.

10.3.14 Polycarbonate

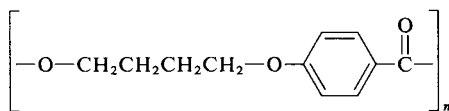
Polycarbonate is a polyester in which dihydric (or polyhydric) phenols are joined through carbonate linkages. The general-purpose type of polycarbonate is based on 2,2-bis(4'-hydroxybenzene)propane (bisphenol A) and has the general structure:



Polycarbonates are the toughest of all thermoplastics. They are window-clear, amazingly strong and rigid, autoclavable, and nontoxic. They have a brittleness temperature of -135°C.

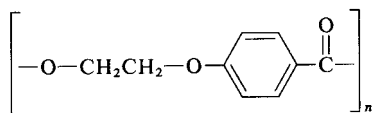
10.3.15 Polyester

10.3.15.1 Poly(butylene Terephthalate). Poly(butylene terephthalate) is prepared in a condensation reaction between dimethyl terephthalate and 1,4-butanediol and its repeating unit has the general structure



This thermoplastic shows good tensile strength, toughness, low water absorption, and good frictional properties, plus good chemical resistance and electrical properties.

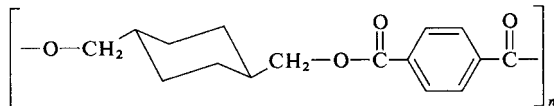
10.3.15.2 Poly(ethylene Terephthalate). Poly(ethylene terephthalate) is prepared by the reaction of either terephthalic acid or dimethyl terephthalate with ethylene glycol, and its repeating unit has the general structure.



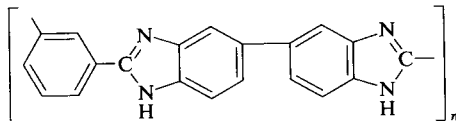
The resin has the ability to be oriented by a drawing process and crystallized to yield a high-strength product.

10.3.15.3 Unsaturated Polyesters. Unsaturated polyesters are produced by reaction between two types of dibasic acids, one of which is unsaturated, and an alcohol to produce an ester. Double bonds in the body of the unsaturated dibasic acid are obtained by using maleic anhydride or fumaric acid.

10.3.15.4 PCTA Copolyester. Poly(1,4-cyclohexanedimethylene terephthalic acid) (PCTA) copolyester is a polymer of cyclohexanedimethanol and terephthalic acid, with another acid substituted for a portion of the terephthalic acid otherwise required. It has the following formula:



10.3.15.5 Polyimides. Polyimides have the following formula:



They are used as high-temperature structural adhesives since they become rubbery rather than melt at about 300°C.

10.3.16 Poly(methylpentene)

Poly(methylpentene) is obtained by a Ziegler-type catalytic polymerization of 4-methyl-1-pentene.

Its key properties are its excellent transparency, rigidity, and chemical resistance, plus its resistance to impact and to high temperatures. It withstands repeated autoclaving, even at 150°C.

10.3.17 Polyolefins

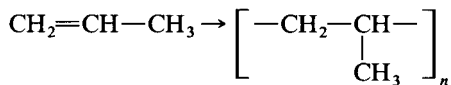
10.3.17.1 Polyethylene. Polymerization of ethylene results in an essentially straight-chain high-molecular-weight hydrocarbon.



Branching occurs to some extent and can be controlled. Minimum branching results in a “high-density” polyethylene because of its closely packed molecular chains. More branching gives a less compact solid known as “low-density” polyethylene.

A key property is its chemical inertness. Strong oxidizing agents eventually cause some oxidation, and some solvents cause softening or swelling, but there is no known solvent for polyethylene at room temperature. The brittleness temperature is -100°C for both types. Polyethylene has good low-temperature toughness, low water absorption, and good flexibility at subzero temperatures.

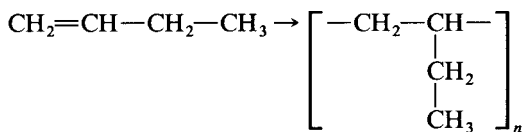
10.3.17.2 Polypropylene. The polymerization of propylene results in a polymer with the following structure:



The desired form in homopolymers is the isotactic arrangement (at least 93% is required to give the desired properties). Copolymers have a random arrangement. In block copolymers a secondary reactor is used where active polymer chains can further polymerize to produce segments that use ethylene monomer.

Polypropylene is translucent and autoclavable and has no known solvent at room temperature. It is slightly more susceptible to strong oxidizing agents than polyethylene.

10.3.17.3 Polybutylene. Polybutylene is composed of linear chains having an isotactic arrangement of ethyl side groups along the chain backbone.



It has a helical conformation in the stable crystalline form.

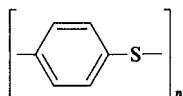
Polybutylene exhibits high tear, impact, and puncture resistance. It also has low creep, excellent chemical resistance, and abrasion resistance with coilability.

10.3.17.4 Ionomer. Ionomer is the generic name for polymers based on sodium or zinc salts of ethylene-methacrylic acid copolymers in which interchain ionic bonding, occurring randomly between the long-chain polymer molecules, produces solid-state properties.

The abrasion resistance of ionomers is outstanding, and ionomer films exhibit optical clarity. In composite structures ionomers serve as a heat-seal layer.

10.3.18 Poly(phenylene Sulfide)

Poly(phenylene sulfide) has the following formula:

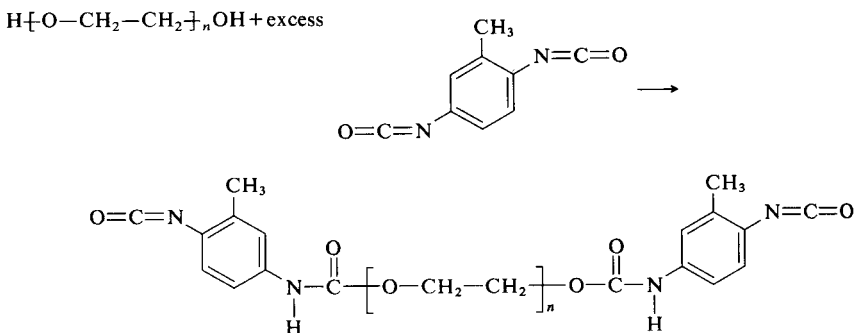


The recurring *para*-substituted benzene rings and sulfur atoms form a symmetrical rigid backbone.

The high degree of crystallization and the thermal stability of the bond between the benzene ring and sulfur are the two properties responsible for the polymer's high melting point, thermal stability, inherent flame retardance, and good chemical resistance. There are no known solvents of poly(phenylene sulfide) that can function below 205°C .

10.3.19 Polyurethane

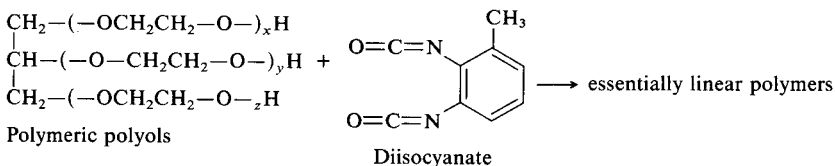
10.3.19.1 Foams. Polyurethane foams are prepared by the polymerization of polyols with isocyanates.



Commonly used isocyanates are toluene diisocyanate, methylene diphenyl isocyanate, and polymeric isocyanates. Polyols used are macroglycols based on either polyester or polyether. The former [poly(ethylene phthalate) or poly(ethylene 1,6-hexanedioate)] have hydroxyl groups that are free to react with the isocyanate. Most flexible foam is made from 80/20 toluene diisocyanate (which refers to the ratio of 2,4-toluene diisocyanate to 2,6-toluene diisocyanate). High-resilience foam contains about 80% 80/20 toluene diisocyanate and 20% poly(methylene diphenyl isocyanate), while semi-flexible foam is almost always 100% poly(methylene diphenyl isocyanate). Much of the latter reacts by trimerization to form isocyanurate rings.

Flexible foams are used in mattresses, cushions, and safety applications. Rigid and semiflexible foams are used in structural applications and to encapsulate sensitive components to protect them against shock, vibration, and moisture. Foam coatings are tough, hard, flexible, and chemically resistant.

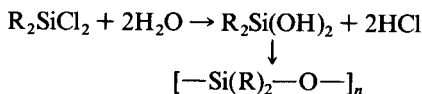
10.3.19.2 Elastomeric Fiber. Elastomeric fibers are prepared by the polymerization of polymeric polyols with diisocyanates.



The structure of elastomeric fibers is similar to that illustrated for polyurethane foams.

10.3.20 Silicones

Silicones are formed in the following multistage reaction:



The silanols formed above are unstable and under dehydration. On polycondensation, they give polysiloxanes (or silicones) which are characterized by their three-dimensional branched-chain structure. Various organic groups introduced within the polysiloxane chain impart certain characteristics and properties to these resins.

Methyl groups impart water repellency, surface hardness, and noncombustibility.

Phenyl groups impart resistance to temperature variations, flexibility under heat, resistance to abrasion, and compatibility with organic products.

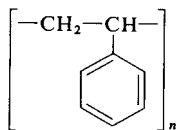
Vinyl groups strengthen the rigidity of the molecular structure by creating easier cross-linkage of molecules.

Methoxy and alkoxy groups facilitate cross-linking at low temperatures.

Oils and gums are nonhighly branched- or straight-chain polymers whose viscosity increases with the degree of polycondensation.

10.3.21 Styrenics

10.3.21.1 Polystyrene. Polystyrene has the following formula:



Polystyrene is rigid with excellent dimensional stability, has good chemical resistance to aqueous solutions, and is an extremely clear material.

Impact polystyrene contains polybutadiene added to reduce brittleness. The polybutadiene is usually dispersed as a discrete phase in a continuous polystyrene matrix. Polystyrene can be grafted onto rubber particles, which assures good adhesion between the phases.

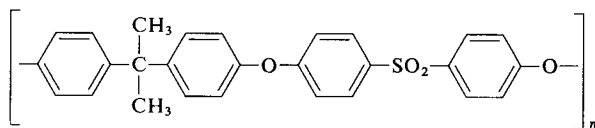
10.3.21.2 Acrylonitrile-Butadiene-Styrene (ABS) Copolymers. This basic three-monomer system can be tailored to yield resins with a variety of properties. Acrylonitrile contributes heat resistance, high strength, and chemical resistance. Butadiene contributes impact strength, toughness, and retention of low-temperature properties. Styrene contributes gloss, processibility, and rigidity. ABS polymers are composed of discrete polybutadiene particles grafted with the styrene-acrylonitrile copolymer; these are dispersed in the continuous matrix of the copolymer.

10.3.21.3 Styrene-Acrylonitrile (SAN) Copolymers. SAN resins are random, amorphous copolymers whose properties vary with molecular weight and copolymer composition. An increase in molecular weight or in acrylonitrile content generally enhances the physical properties of the copolymer but at some loss in ease of processing and with a slight increase in polymer color.

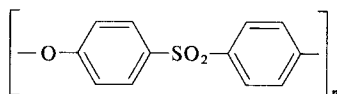
SAN resins are rigid, hard, transparent thermoplastics which process easily and have good dimensional stability—a combination of properties unique in transparent polymers.

10.3.22 Sulfones

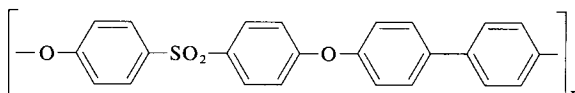
Below are the formulas for three polysulfones.



Polysulfone



Poly(ester sulfone)



Poly(phenyl sulfone)

The isopropylidene linkage imparts chemical resistance, the ether linkage imparts temperature resistance, and the sulfone linkage imparts impact strength. The brittleness temperature of polysulfones is -100°C . Polysulfones are clear, strong, nontoxic, and virtually unbreakable. They do not hydrolyze during autoclaving and are resistant to acids, bases, aqueous solutions, aliphatic hydrocarbons, and alcohols.

10.3.23 Thermoplastic Elastomers

10.3.23.1 Polyolefins. In these thermoplastic elastomers the hard component is a crystalline polyolefin, such as polyethylene or polypropylene, and the soft portion is composed of ethylene-propylene rubber. Attractive forces between the rubber and resin phases serve as labile cross-links. Some contain a chemically cross-linked rubber phase that imparts a higher degree of elasticity.

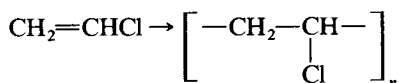
10.3.23.2 Styrene-Butadiene-Styrene Block Copolymers. Styrene blocks associate into domains that form hard regions. The midblock, which is normally butadiene, ethylene-butene, or isoprene blocks, forms the soft domains. Polystyrene domains serve as cross-links.

10.3.23.3 Polyurethanes. The hard portion of polyurethane consists of a chain extender and polyisocyanate. The soft component is composed of polyol segments.

10.3.23.4 Polyesters. The hard portion consists of copolyester, and the soft portion is composed of polyol segments.

10.3.24 Vinyl

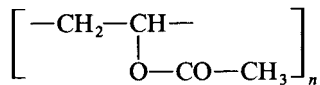
10.3.24.1 Poly(vinyl Chloride) (PVC). Polymerization of vinyl chloride results in the formation of a polymer with the following formula:



When blended with phthalate ester plasticizers, PVC becomes soft and pliable.

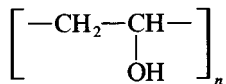
Its key properties are good resistance to oils and a very low permeability to most gases.

10.3.24.2 Poly(vinyl Acetate). Poly(vinyl acetate) has the following formula:



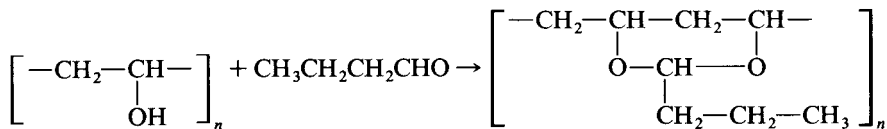
Poly(vinyl acetate) is used in latex water paints because of its weathering, quick-drying, recoatability, and self-priming properties. It is also used in hot-melt and solution adhesives.

10.3.24.3 Poly(vinyl Alcohol). Poly(vinyl alcohol) has the following formula:



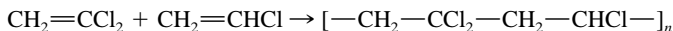
It is used in adhesives, paper coating and sizing, and textile warp size and finishing applications.

10.3.24.4 Poly(vinyl Butyral). Poly(vinyl butyral) is prepared according to the following reaction:



Its key characteristics are its excellent optical and adhesive properties. It is used as the interlayer film for safety glass.

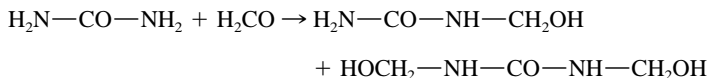
10.3.24.5 Poly(vinylidene Chloride). Poly(vinylidene chloride) is prepared according to the following reaction:



Random copolymer

10.3.25 Urea Formaldehyde

The reaction of urea with formaldehyde yields the following products, which are used as monomers in the preparation of urea formaldehyde resin.



The reaction conditions can be varied so that only one of those monomers is formed. 1-Hydroxymethylurea and 1,3-bis(hydroxymethyl)urea condense in the presence of an acid catalyst to produce urea formaldehyde resins. A wide variety of resins can be obtained by careful selection of the pH, reaction temperature, reactant ratio, amino monomer, and degree of polymerization. If the reaction is carried far enough, an infusible polymer network is produced.

Liquid coating resins are prepared by reacting methanol or butanol with the initial hydroxymethylureas. Ether exchange reactions between the amino resin and the reactive sites on the polymer produce a cross-linked film.

TABLE 10.2 Properties of Commercial Plastics

Properties	Acetal				
	Homopolymer	Copolymer	20% glass-reinforced homopolymer	25% glass-reinforced copolymer	21% poly(tetrafluoroethylene)-filled homopolymer
<u>Physical</u>					
Melting temperature, °C					
Crystalline	175	175	181	175	181
Amorphous					
Specific gravity	1.42	1.41	1.56	1.61	1.54
Water absorption (24 h), %	0.25–0.40	0.22	0.25	0.29	0.20
Dielectric strength, KV · mm ⁻¹	19.7	19.7	19.3	22.8	15.7
<u>Electrical</u>					
Volume (dc) resistivity, ohm-cm	10 ¹⁵	10 ¹⁵	5 × 10 ¹⁴		3 × 10 ¹⁶
Dielectric constant (60 Hz)	3.7	3.7	3.9		3.1
Dielectric constant (10 ⁶ Hz)	3.7	3.7	3.9		3.1
Dissipation (power) factor (60 Hz)					
Dissipation factor (10 ⁶ Hz)	0.005	0.005	0.005		0.005
<u>Mechanical</u>					
Compressive modulus, 10 ³ lb · in ⁻²	670	450			

TABLE 10.2 Properties of Commercial Plastics (*Continued*)

Properties	Acetal				
	Homopolymer	Copolymer	20% glass-reinforced homopolymer	25% glass-reinforced copolymer	21% poly(tetrafluoroethylene)-filled homopolymer
Compressive strength, rupture or 1% yield, $10^3 \text{ lb} \cdot \text{in}^{-2}$	5.29	16 (10% yield)	18 (10% yield)	17 (10% yield)	13 (10% yield)
Elongation at break, %	25–75	40–75	7	3	15–22
Flexural modulus at 23°C, $10^3 \text{ lb} \cdot \text{in}^2$	380–430	375	730	1100	340–350
Flexural strength, rupture or yield, $10^3 \text{ lb} \cdot \text{in}^{-2}$	14	13	15	28	
Hardness, Rockwell (or Shore)	M94	M78	M90	M79	M78
Impact strength (Izod) at 23°C, $\text{J} \cdot \text{m}^{-1}$	69–123	53–80	43	96	37–64
Tensile modulus, $10^3 \text{ lb} \cdot \text{in}^{-2}$	520	410	1000	1250	
Tensile strength at break, $10^3 \text{ lb} \cdot \text{in}^{-2}$	10	10	8.5	18.5	7.6
Tensile yield strength, $10^3 \text{ lb} \cdot \text{in}^{-2}$	9.5–12	8.5			6.9–7.6
Thermal					
Burning rate, $\text{mm} \cdot \text{min}^{-1}$	27.9				
Coefficient of linear thermal expansion, $10^{-6} \text{ } ^\circ\text{C}^{-1}$	100	85	36–81		75
Deflection temperature under flexural load (264 $\text{lb} \cdot \text{in}^{-2}$), $^\circ\text{C}$	124	110	157	163	100
Maximum recommended service temperature, $^\circ\text{C}$	84				
Specific heat, $\text{cal} \cdot \text{g}^{-1}$	0.35				
Thermal conductivity, $\text{W} \cdot \text{m}^{-1} \cdot \text{K}^{-1}$	0.23	0.23			

TABLE 10.2 Properties of Commercial Plastics (*Continued*)

Properties	Acrylic				Alkyd, molded	Alloy	
	Poly(methyl methacrylate)	Cast sheet	Impact- modified	Heat- resistant		Acrylic poly(vinyl chloride) alloy	Acrylonitrile- butadiene- styrene- poly(vinyl chloride) alloy
<u>Physical</u>							
Melting temperature, °C							
Crystalline	90–105	90–105	80–100	100–125		105	
Amorphous							
Specific gravity	1.17–1.20	1.18–1.20	1.11–1.18	1.16–1.19	2.22–2.24		
Water absorption (24 h), %	0.1–0.4	0.2–0.4	0.2–0.8	0.2–0.3		0.06	
Dielectric strength, KV · mm ⁻¹	15.7–19.9	17.7–21.7	15.0–19.9	15.7–19.9		> 15.7	19.7
<u>Electrical</u>							
Volume (dc) resistivity, ohm-cm	> 10 ¹⁴	> 10 ¹⁴					
Dielectric constant (60 Hz)	3.3–4.5	3.5–4.5			3.8–5.0		
Dielectric constant (10 ⁶ Hz)		3.0–3.5			3.6–4.7		
Dissipation (power) factor (60 Hz)		0.04–0.06			0.012–0.026		
Dissipation factor (10 ⁶ Hz)		0.02–0.03			0.01–0.016		
<u>Mechanical</u>							
Compressive modulus, 10 ⁴ lb · in ⁻²	370–460	390–475	240–370	350–460		330–400	

TABLE 10.2 Properties of Commercial Plastics (*Continued*)

Properties	Acrylic				Alkyd, molded	Alloy	
	Poly(methyl methacrylate)	Cast sheet	Impact- modified	Heat- resistant		Acrylic poly(vinyl chloride) alloy	Acrylonitrile- butadiene- styrene- poly(vinyl chloride) alloy
Compressive strength, rupture or 1% yield, $10^3 \text{ lb} \cdot \text{in}^{-2}$	12–18	11–19	4–14	17	16–20	8.4	
Elongation at break, %	2–10	2–7	20–70	3–5		100	
Flexural modulus at 23°C, $10^3 \text{ lb} \cdot \text{in}^{-2}$	420–460	390–475	200–380	460–500		330–400	340
Flexural strength, rupture or yield, $10^3 \text{ lb} \cdot \text{in}^{-2}$	13–19	12–17	7–13	12–16		10.7	9.6
Hardness, Rockwell (or Shore)	M85–M105	M80–M100	R105–R120	M95–M105	E76	R99–R105	R100
Impact strength (Izod) at 23°C, $\text{J} \cdot \text{m}^{-1}$	16–27	16–21	43–133	16–21	27–240	800	560
Tensile modulus, $10^3 \text{ lb} \cdot \text{in}^{-2}$	380–450	350–450	200–400	350–460		330–335	330
Tensile strength at break, $10^3 \text{ lb} \cdot \text{in}^{-2}$	7–11	8–11	5–9	10	4.5–6.5 10–13	6.5	5.8
Tensile yield strength, $10^3 \text{ lb} \cdot \text{in}^{-2}$							
Thermal							
Burning rate, $\text{mm} \cdot \text{min}^{-1}$		0.5–2.2			Self- extinguishing		
Coefficient of linear thermal expansion, $10^{-6}/^\circ\text{C}$	50–90	50–90	50–80	50–60	40–55		46
Deflection temperature under flexural load ($264 \text{ lb} \cdot \text{in}^{-2}$), °C	74–99	71–102	74–95	88–104	177–204	71	
Maximum recommended service temperature, °C		60–71			220		
Specific heat, $\text{cal} \cdot \text{g}^{-1}$	0.36	0.35					
Thermal conductivity, $\text{W} \cdot \text{m}^{-1}, \text{K}^{-1}$	0.17–0.25	0.17–0.25	0.17–0.21	0.19			

TABLE 10.2 Properties of Commercial Plastics (*Continued*)

Properties	Alloy	Allyl			Cellulosic		
	Polycarbonate acrylonitrile- butadiene- styrene alloy	Allyl-diglycol- carbonate polymer	Diallyl phthalate molding		Cellulose acetate		Cellulose- acetate- butyrate resin
			Glass-filled	Mineral-filled	Sheet	Molding	Sheet
<u>Physical</u>							
Melting temperature, °C							
Crystalline		Thermoset	Thermoset	Thermoset	230	230	140
Amorphous	150						
Specific gravity	1.12–1.20	1.3–1.4	1.7–2.0	1.65–1.85	1.27–1.34	1.29–1.34	1.15–1.22
Water absorption (24 h), %	0.21–0.24	0.2	0.12–0.35	0.2–0.5	2–7	1.7–6.5	0.9–2.2
Dielectric strength, kV · mm ⁻¹	17.7	15.0	15.7–17.7	15.7–17.7	11–24	9–24	9–18
<u>Electrical</u>							
Volume (dc) resistivity, ohm- cm					10 ¹⁰ –10 ¹³	10 ¹⁰ –10 ¹³	10 ¹⁰ –10 ¹²
Dielectric constant (60 Hz)					3.4–7.4	3.5–7.5	3.7–4.3
Dielectric constant (10 ⁶ Hz)					3.2–7.0	3.2–7.0	3.3–3.8
Dissipation (power) factor (60 Hz)					0.01–0.06	0.01–0.06	0.01–0.04
Dissipation factor (10 ⁶ Hz)					0.01–0.06	0.01–0.10	0.01–0.04
<u>Mechanical</u>							
Compressive modulus, 10 ³ lb · in ⁻²		300					

TABLE 10.2 Properties of Commercial Plastics (*Continued*)

Properties	Alloy	Allyl			Cellulosic		
	Polycarbonate acrylonitrile-butadiene-styrene alloy	Allyl-diglycol-carbonate polymer	Diallyl phthalate molding		Cellulose acetate		Cellulose-acetate-butyrate resin
			Glass-filled	Mineral-filled	Sheet	Molding	Sheet
Compressive strength, rupture or 1% yield, $10^3 \text{ lb} \cdot \text{in}^{-2}$	11	21–23	25–35	20–32	22–33	25–36	
Elongation at break, %	10–15		3–5	3–5	17–40	6–40	50–100
Flexural modulus at 23°C, $10^3 \text{ lb} \cdot \text{in}^{-2}$	300–400	250–330	1200–1500	1000–1400			740–1300
Flexural strength, rupture or yield, $10^3 \text{ lb} \cdot \text{in}^{-2}$	13.0–13.7	6–13	9–20	8.5–11	6–10	2–16	4–9
Hardness, Rockwell (or Shore)	R117	M95–M100	E80–E87	E61	R85–R120	R100–R123	R50–R95
Impact strength (Izod) at 23°C, $\text{J} \cdot \text{m}^{-1}$	560	11–21	21–800	16–43	107–454	53–214	133–288
Tensile modulus, $10^3 \text{ lb} \cdot \text{in}^{-2}$	370–380	300	1400–2200	1200–2200			200–250
Tensile strength at break, $10^3 \text{ lb} \cdot \text{in}^{-2}$	7.0–7.3	5–6	6–11	5–8	4.5–8.0	1.9–9.0	2.6–6.9
Tensile yield strength, $10^3 \text{ lb} \cdot \text{in}^{-2}$	8.5				2.2–7.4	4.1–7.6	
Thermal							
Burning rate, $\text{mm} \cdot \text{min}^{-1}$						1.3–3.8	1.3–3.8
Coefficient of linear thermal expansion, $10^{-6}/^\circ\text{C}$	63–67	5.4–9.6	0.68–2.4	2.8	100–150	80–180	110–170
Deflection temperature under flexural load (264 $\text{lb} \cdot \text{in}^{-2}$), °C	104–116	60–88	165–288+	160–288	44–91	51–98	49–58
Maximum recommended service temperature, °C							
Specific heat, $\text{cal} \cdot \text{g}^{-1}$					0.3–0.4	0.3–0.42	0.3–0.4
Thermal conductivity, $\text{W} \cdot \text{m}^{-1} \cdot \text{K}^{-1}$	0.25–0.38	0.20–0.21	0.21–0.63	0.30–1.04	0.17–0.34	0.17–0.34	0.17–0.34

TABLE 10.2 Properties of Commercial Plastics (*Continued*)

Properties	Cellulosic				Chlorinated polyether	Epoxy	
	Cellulose-acetate butyrate resin, molding	Cellulose-acetate propionate resin, molding	Ethyl cellulose	Cellulose nitrate		Bisphenol	
						Glass-fiber-reinforced	Mineral-filled
Physical							
Melting temperature, °C							
Crystalline	140	190	135		125	Thermoset	Thermoset
Amorphous							
Specific gravity	1.15–1.22	1.17–1.24	1.09–1.17	1.35–1.40	1.4	1.6–2.0	1.6–2.1
Water absorption (24 h), %	0.9–2.2	1.2–2.8	0.8–1.8			0.04–0.20	0.03–0.20
Dielectric strength, kV · mm ⁻¹	9–13	12–17.7	13.8–19.7			9.8–15.7	9.8–15.7
Electrical							
Volume (dc) resistivity, ohm-cm	10 ¹⁰ –10 ¹²			10 ¹⁰			
Dielectric constant (60 Hz)	3.5–6.4			7.0–7.5			
Dielectric constant (10 ⁶ Hz)	3.2–6.2		3.01	6.6			
Dissipation (power) factor (60 Hz)	0.01–0.04						
Dissipation factor (10 ⁶ Hz)	0.01–0.04						
Mechanical							
Compressive modulus, 10 ³ lb · in ⁻²						3000	

TABLE 10.2 Properties of Commercial Plastics (*Continued*)

Properties	Cellulosic				Chlorinated polyether	Epoxy	
	Cellulose-acetate butyrate resin, molding	Cellulose-acetate propionate resin, molding	Ethyl cellulose	Cellulose nitrate		Bisphenol	
						Glass-fiber-reinforced	Mineral-filled
Compressive strength, rupture or 1% yield, $10^3 \text{ lb} \cdot \text{in}^{-2}$	2.1–7.5	2.4–7.0		2.1–8.0	600–800	18,000–40,000	18,000–40,000
Elongation at break, %	40–88	29–100	5–40	40–45		4	
Flexural modulus at 23°C, $10^3 \text{ lb} \cdot \text{in}^{-2}$	90–300	120–350				2–4.5	
Flexural strength, rupture or yield, $10^3 \text{ lb} \cdot \text{in}^{-2}$	1.8–9.3	2.9–11.4	4–12	9–11	5	8–30	6–18
Hardness, Rockwell (or Shore)	R31–R116	R10–R122	R50–R115	R95–R115	R100	M100–M112	M100–M112
Impact strength (Izod) at 23°C, $\text{J} \cdot \text{m}^{-1}$	53–582	27 to no break	21	267–374	21	16–533	16–22
Tensile modulus, $10^3 \text{ lb} \cdot \text{in}^{-2}$	50–200	60–215		190–220		3	
Tensile strength at break, $10^3 \text{ lb} \cdot \text{in}^{-2}$	2.6–6.9	2.0–7.8	2–8	7–8	1.5–1.8	5–20	4–10
Tensile yield strength, $10^3 \text{ lb} \cdot \text{in}^{-2}$							
Thermal							
Burning rate, $\text{mm} \cdot \text{min}^{-1}$	1.3–3.8				Self-extinguishing		
Coefficient of linear thermal expansion, $10^{-6}/^\circ\text{C}$	110–170	110–170	100–200	80–120	6.6	11–50	20–60
Deflection temperature under flexural load ($264 \text{ lb} \cdot \text{in}^{-2}$), °C	44–94	44–109	45–88	60–71	185	107–260	107–260
Maximum recommended service temperature, °C					255		
Specific heat, $\text{cal} \cdot \text{g}^{-1}$	0.3–0.4			0.31–0.41			
Thermal conductivity, $\text{W} \cdot \text{m}^{-1} \cdot \text{K}^{-1}$	0.17–0.30	0.17–0.30	0.16–0.30	0.23		0.17–0.42	0.17–1.48

TABLE 10.2 Properties of Commercial Plastics (*Continued*)

Properties	Epoxy			Fluorocarbon			
	Casting resin		Novolac resin	Poly(tetrafluoroethylene)		Poly(chloro- trifluoro- ethylene)	Perfluoroalkoxy
	Unfilled	Flexible	Mineral-filled	Granular	Glass-fiber- reinforced		
Physical							
Melting temperature, °C							
Crystalline	Thermoset	Thermoset	Thermoset	327	327	220	310
Amorphous							
Specific gravity	1.11–1.40	1.05–1.35	1.7–2.1	2.14–2.20	2.2–2.3	2.1–2.2	2.12–2.17
Water absorption (24 h), %	0.08–0.15	0.27–0.50	0.05–0.2	0.01		0.03	
Dielectric strength, kV · mm ⁻¹	11.8–19.7	9.3–15.8	11.8–13.8	18.9	12.6	19.7–23	19.7
Electrical							
Volume (dc) resistivity, ohm-cm	10 ¹² –10 ¹⁷			10 ¹⁸		10 ¹⁸	
Dielectric constant (60 Hz)	3.5–5.0			2.1		2.3–2.7	
Dielectric constant (10 ⁶ Hz)	3.5–5.0			2.1		2.3–2.5	
Dissipation (power) factor (60 Hz)				0.0002		0.001	
Dissipation factor (10 ⁶ Hz)				0.0002		0.005	
Mechanical							
Compressive modulus, 10 ³ lb · in ⁻²				60			

TABLE 10.2 Properties of Commercial Plastics (*Continued*)

Properties	Epoxy			Fluorocarbon			
	Casting resin		Novolac resin	Poly(tetrafluoroethylene)		Poly(chloro- trifluoro- ethylene)	Perfluoroalkoxy
	Unfilled	Flexible	Mineral-filled	Granular	Glass-fiber- reinforced		
Compressive strength, rupture or 1% yield, $10^3 \text{ lb} \cdot \text{in}^{-2}$	15–25	1–14	30	1.7		4.6–7.4	
Elongation at break, %	3–6	20–70	2–4	200–400	200–300	80–250	300
Flexural modulus at 23°C, $10^3 \text{ lb} \cdot \text{in}^{-2}$			2000	80	235	120	
Flexural strength, rupture or yield, $10^{-3} \text{ lb} \cdot \text{in}^{-2}$	13–21	1–13	16–20		2	7.4–9.3	
Hardness, Rockwell (or Shore)	M80–M110			(D50–D55)	(D60–D70)	R75–R95	(D64)
Impact strength (Izod) at 23°C, $\text{J} \cdot \text{m}^{-1}$	10.7–53	187–267	21	160	144	133–160	No break
Tensile modulus, $10^3 \text{ lb} \cdot \text{in}^{-2}$	350	1–350		58–80		150–300	
Tensile strength at break, $10^3 \text{ lb} \cdot \text{in}^{-2}$	4–13	2–10	6–12	2–5	2–2.7	4.5–6	4–4.3
Tensile yield strength, $10^3 \text{ lb} \cdot \text{in}^{-2}$			30				
Thermal							
Burning rate, $\text{mm} \cdot \text{min}^{-1}$				Self- extinguishing	Self- extinguishing	Self- extinguishing	
Coefficient of linear thermal expansion, $10^{-6} \text{ } ^\circ\text{C}^{-1}$	45–65	20–100	22–30	100	77–100	70	
Deflection temperature under flexural load ($264 \text{ lb} \cdot \text{in}^{-2}$), $^\circ\text{C}$	46–288	23–121	149–260	121 ($66 \text{ lb} \cdot \text{in}^{-2}$)		126 ($66 \text{ lb} \cdot \text{in}^{-2}$)	74 ($66 \text{ lb} \cdot \text{in}^{-2}$)
Maximum recommended service temperature, $^\circ\text{C}$				260		200	
Specific heat, $\text{cal} \cdot \text{g}^{-1}$				0.25		0.22	
Thermal conductivity, $\text{W} \cdot \text{m}^{-1} \cdot \text{K}^{-1}$	0.17–0.21			0.25	0.34–0.40	0.19–0.22	0.25

TABLE 10.2 Properties of Commercial Plastics (*Continued*)

Properties	Fluorocarbon				Melamine formaldehyde		
	Fluorinated ethylene-propylene resin	Poly(vinylidene fluoride)	Ethylene-tetrafluoroethylene copolymer		Ethylene-chlorotrifluoroethylene copolymer	Cellulose-filled	Glass-fiber-reinforced
			Unfilled	Glass-fiber-reinforced			
Physical							
Melting temperature, °C							
Crystalline	275	156	270	270	245	Thermoset	Thermoset
Amorphous							
Specific gravity	2.14–2.17	1.75–1.78	1.7	1.8	1.68	1.47–1.52	1.5–2.0
Water absorption (24 h), %	<0.01	0.04–0.06	0.03	0.02	0.01	0.1–0.8	0.09–1.3
Dielectric strength, kV · mm ⁻¹	20–24	10	16	17	19	11–16	5–15
Electrical							
Volume (dc) resistivity, ohm-cm							
Dielectric constant (60 Hz)	2.1	8–9	2.6		2.6		
Dielectric constant (10 ⁶ Hz)	2.1	8–9	2.6		2.6		
Dissipation (power) factor (60 Hz)		High					
Dissipation factor (10 ⁶ Hz)		High					
Mechanical							
Compressive modulus, 10 ³ lb · in ⁻²		120	120	1200	240		

TABLE 10.2 Properties of Commercial Plastics (*Continued*)

Properties	Fluorocarbon				Melamine formaldehyde		
	Fluorinated ethylene-propylene resin	Poly(vinylidene fluoride)	Ethylene-tetrafluoroethylene copolymer		Ethylene-chlorotrifluoroethylene copolymer	Cellulose-filled	Glass-fiber-reinforced
			Unfilled	Glass-fiber-reinforced			
Compressive strength, rupture or 1% yield, $10^3 \text{ lb} \cdot \text{in}^{-2}$	2.2	8.7–10	7.1	10		33–45	20–35
Elongation at break, %	250–330	25–500	100–400	8	200–300	0.6–1.0	0.6
Flexural modulus at 23°C, $10^3 \text{ lb} \cdot \text{in}^{-2}$	80–95	200	200	950	240	1100	
Flexural strength, rupture or yield, $10^3 \text{ lb} \cdot \text{in}^{-2}$		8.6–11	5.5	10.7	7	9–16	14–23
Hardness, Rockwell (or Shore)	(D60–D65)	(D80)	R50 (D75)	R74	R95	M115–M125	M115
Impact strength (Izod) at 23°C, $\text{J} \cdot \text{m}^{-1}$	No break	192–214	No break	480	No break	11–21	32–961
Tensile modulus, $10^3 \text{ lb} \cdot \text{in}^{-2}$	50	120	120	1200	240	1.1–1.4	1.6–2.4
Tensile strength at break, $10^3 \text{ lb} \cdot \text{in}^{-2}$	2.7–3.1	5.5–7.4	6.5	12	7	5–13	5–10.5
Tensile yield strength, $10^3 \text{ lb} \cdot \text{in}^{-2}$							
Thermal							
Burning rate, $\text{mm} \cdot \text{min}^{-1}$	Not combustible	Not combustible	Not combustible	Not combustible	Not combustible	Self-extinguishing	Self-extinguishing
Coefficient of linear thermal expansion, $10^{-6}/^\circ\text{C}$	83–105	85	59	10–32	80	40–45	15–28
Deflection temperature under flexural load ($264 \text{ lb} \cdot \text{in}^{-2}$), °C	70 ($66 \text{ lb} \cdot \text{in}^{-2}$)	80–90	71	210	77	177–199	190–204
Maximum recommended service temperature, °C	205	150				210	
Specific heat, $\text{cal} \cdot \text{g}^{-1}$	0.28						
Thermal conductivity, $\text{W} \cdot \text{m}^{-1} \cdot \text{K}^{-1}$	0.25	0.19–0.24	0.24		0.16	0.27–0.41	0.41–0.49

TABLE 10.2 Properties of Commercial Plastics (*Continued*)

Properties	Melamine phenolic, woodflour- and cellulose-filled	Nitrile	Phenolic											
			Unfilled	Woodflour-filled	Glass-fiber-reinforced	Cellulose-filled	Mineral-filled							
Physical														
Melting temperature, °C	Thermoset	95	Thermoset	Thermoset	Thermoset	Thermoset	Thermoset							
Crystalline														
Amorphous														
Specific gravity								1.5–1.7	1.15	1.24–1.32	1.37–1.46	1.69–2.0	1.38–1.42	1.42–1.84
Water absorption (24 h), %								0.3–0.65	0.28	0.1–0.36	0.3–1.2	0.03–1.2	0.5–0.9	0.1–0.3
Dielectric strength, kV · mm ⁻¹								8.7–12.8	8.7–9.5	9.8–15.8	10.2–15.8	5.5–15.8	11.8–15	7.9–13.8
Electrical														
Volume (dc) resistivity, ohm-cm		1.9 × 10 ¹⁵	1 × 10 ¹² to 7 × 10 ¹²											
Dielectric constant (60 Hz)			6.5–7.5											
Dielectric constant (10 ⁶ Hz)			4.0–5.5											
Dissipation (power) factor (60 Hz)			0.10–0.15											
Dissipation factor (10 ⁶ Hz)			0.04–0.05											
Mechanical														
Compressive modulus, 10 ³ lb · in ⁻²														

TABLE 10.2 Properties of Commercial Plastics (*Continued*)

Properties	Melamine phenolic, woodflour- and cellulose-filled	Nitrile	Phenolic				
			Unfilled	Woodflour-filled	Glass-fiber-reinforced	Cellulose-filled	Mineral-filled
Compressive strength, rupture or 1% yield, $10^3 \text{ lb} \cdot \text{in}^{-2}$	26–30	12	18–32	25–31	26–70	22–31	22.5–34.6
Elongation at break, %	0.4–0.8	3–4	1.5–2.0	0.4–0.8	0.2	1–2	0.1–0.5
Flexural modulus at 23°C, $10^3 \text{ lb} \cdot \text{in}^{-2}$	1000–2000	500–590	700–1500	1000–1200	2000–33,000	900–1300	1000–2000
Flexural strength, rupture or yield, $10^3 \text{ lb} \cdot \text{in}^{-2}$	8–10	14	11–17	7–14	15–60	5.5–11	11–14
Hardness, Rockwell (or Shore)	E95–E100	M72–M76	M93–M120	M100–M115	E54–E101	M95–115	E88
Impact strength (Izod) at 23°C, $\text{J} \cdot \text{m}^{-1}$	11–21	80–256	13–21	11–32	27–960	21–59	14–19
Tensile modulus, $10^3 \text{ lb} \cdot \text{in}^{-2}$	800–1700	510–580	700–1500	800–1700	1900–3300		2400
Tensile strength at break, $10^3 \text{ lb} \cdot \text{in}^{-2}$	6–8	9	6–9	5–9	7–18	3.5–6.5	6–9.7
Tensile yield strength, $10^3 \text{ lb} \cdot \text{in}^{-2}$			12–15				
<u>Thermal</u>							
Burning rate, $\text{mm} \cdot \text{min}^{-1}$			Self-extinguishing				
Coefficient of linear thermal expansion, $10^{-6} \text{ }^\circ\text{C}^{-1}$	10–40	66	68	30–45	8–21	20–31	19–26
Deflection temperature under flexural load (264 $\text{lb} \cdot \text{in}^{-2}$), $^\circ\text{C}$	140–154	73	74–80	149–188	177–316	149–177	320–246
Maximum recommended service temperature, $^\circ\text{C}$							
Specific heat, $\text{cal} \cdot \text{g}^{-1}$							
Thermal conductivity, $\text{W} \cdot \text{m}^{-1} \cdot \text{K}^{-1}$	0.17–0.30	0.26	0.15	0.17–0.34	0.34–0.59	0.25–0.38	0.42–0.57

TABLE 10.2 Properties of Commercial Plastics (*Continued*)

Properties	Polyamide						
	Nylon 6				Nylon 6/6		Nylon 6/6- nylon 6 copolymer
	Molding and extrusion	30–35% glass-fiber- reinforced	High-impact copolymer	Molding	33% glass- fiber- reinforced	Molybdenum disulfide- filled	
Physical							
Melting temperature, °C							
Crystalline	216	216	216	265	265	265	240
Amorphous							
Specific gravity	1.12–1.14	1.35–1.42	1.08–1.17	1.13–1.15	1.38	1.15–1.17	1.08–1.14
Water absorption (24 h), %	2.9	1.2	1.3–1.5	1.0–1.3	1.0	0.8–1.1	1.5–2.0
Dielectric strength, kV · mm ⁻¹	15.8	15.8	22	24		14	15.8
Electrical							
Volume (dc) resistivity, ohm-cm	10 ¹²			10 ¹² –10 ¹⁵			10 ¹⁰
Dielectric constant (60 Hz)	9.8			4.0			16
Dielectric constant (10 ⁶ Hz)	3.7			3.6			4
Dissipation (power) factor (60 Hz)	0.14			0.01–0.02			0.4
Dissipation factor (10 ⁶ Hz)	0.12			0.02–0.03			0.1
Mechanical							
Compressive modulus, 10 ³ lb · in ⁻²	250						

TABLE 10.2 Properties of Commercial Plastics (*Continued*)

Properties	Polyamide						
	Nylon 6				Nylon 6/6		Nylon 6/6-nylon 6 copolymer
	Molding and extrusion	30–35% glass-fiber-reinforced	High-impact copolymer	Molding	33% glass-fiber-reinforced	Molybdenum disulfide-filled	
Compressive strength, rupture or 1% yield, $10^3 \text{ lb} \cdot \text{in}^{-2}$	13–16	19		15 (yield)	24.9	12.5	
Elongation at break, %	30–100	3–6	150–270	60	3	15	40
Flexural modulus at 23°C, $10^3 \text{ lb} \cdot \text{in}^{-2}$	390	1500	110–320	420	1300	450	150–410
Flexural strength, rupture or yield, $10^3 \text{ lb} \cdot \text{in}^{-2}$	14	33	5–12	17	41	17	
Hardness, Rockwell (or Shore)	R119	M101	R81–R110	R120	M100	R119	R119
Impact strength (Izod) at 23°C, $\text{J} \cdot \text{m}^{-1}$	32–53	160	96 to no break	43–53	117	240	37
Tensile modulus, $10^3 \text{ lb} \cdot \text{in}^{-2}$	380	1450				550	150–410
Tensile strength at break, $10^3 \text{ lb} \cdot \text{in}^{-2}$	11.8	25	7.5–11	12	28	13.7	7.4–12.4
Tensile yield strength, $10^3 \text{ lb} \cdot \text{in}^{-2}$	8			8			
Thermal							
Burning rate, $\text{mm} \cdot \text{min}^{-1}$	Self-extinguishing	Self-extinguishing	Self-extinguishing	Self-extinguishing	Self-extinguishing	Self-extinguishing	Self-extinguishing
Coefficient of linear thermal expansion, $10^{-6}/^\circ\text{C}$	80–90	20–30	30–40	80	15–20	54	
Deflection temperature under flexural load ($264 \text{ lb} \cdot \text{in}^{-2}$), °C	68–85	210	45–54	75	249	127	77
Maximum recommended service temperature, °C	107			135			
Specific heat, $\text{cal} \cdot \text{g}^{-1}$	0.4			0.4			
Thermal conductivity, $\text{W} \cdot \text{m}^{-1} \cdot \text{K}^{-1}$	0.24	0.24		0.24	0.22		

TABLE 10.2 Properties of Commercial Plastics (*Continued*)

Properties	Polyamide						Poly(amide-imide), unfilled
	Nylon 6/9, molding and extrusion	Nylon 6/12		Nylon 11, molding and extrusion	Nylon 12, molding and extrusion	Aromatic nylon (aramid), molded and unfilled	
		Molding	30–35% glass-fiber-reinforced				
<u>Physical</u>							
Melting temperature, °C							
Crystalline	205	217	217	194	179	275	
Amorphous							275
Specific gravity	1.08–1.10	1.06–1.08	1.31–1.38	1.03–1.05	1.01–1.02	1.30	1.40
Water absorption (24 h), %	0.5	0.4	0.2	0.3	0.25	0.6	0.28
Dielectric strength, kV · mm ⁻¹	24	16	21	17	18	31	24
<u>Electrical</u>							
Volume (dc) resistivity, ohm-cm		10 ¹⁵			10 ¹⁴		
Dielectric constant (60 Hz)		4.0			3.8		
Dielectric constant (10 ⁶ Hz)		3.5			3.0		
Dissipation (power) factor (60 Hz)		0.02			0.07		
Dissipation factor (10 ⁶ Hz)		0.02			0.04		
<u>Mechanical</u>							
Compressive modulus, 10 ³ lb · in ⁻²				180		290	413

TABLE 10.2 Properties of Commercial Plastics (*Continued*)

Properties	Polyamide						
	Nylon 6/9, molding and extrusion	Nylon 6/12		Nylon 11, molding and extrusion	Nylon 12, molding and extrusion	Aromatic nylon (aramid), molded and unfilled	Poly(amide- imide), unfilled
		Molding	30–35% glass-fiber- reinforced				
Compressive strength, rupture or 1% yield, $10^3 \text{ lb} \cdot \text{in}^{-2}$		2.4			7.5	30	40
Elongation at break, %	1125	150	4	300	300	5	12–18
Flexural modulus at 23°C, $10^3 \text{ lb} \cdot \text{in}^{-2}$	290	290	1120	150	165	640	664
Flexural strength, rupture or yield, $10^3 \text{ lb} \cdot \text{in}^{-2}$					1.5	25.8	30
Hardness, Rockwell (or Shore)	R111	R114	E40–E50	R108	R106–R109	E90	E78
Impact strength (Izod) at 23°C, $\text{J} \cdot \text{m}^{-1}$	59	53	139	96	107–300	75	133
Tensile modulus, $10^3 \text{ lb} \cdot \text{in}^{-2}$	275	290	1200	185	180		730
Tensile strength at break, $10^3 \text{ lb} \cdot \text{in}^{-2}$	8.5	8.8	24	8	8–9	17.5	26.9
Tensile yield strength, $10^3 \text{ lb} \cdot \text{in}^{-2}$		8.8					
Thermal							
Burning rate, $\text{mm} \cdot \text{min}^{-1}$				Self- extinguishing			
Coefficient of linear thermal expansion, $10^{-6}/^\circ\text{C}$		90		55–100	67–100	40	36
Deflection temperature under flexural load ($264 \text{ lb} \cdot \text{in}^{-2}$), $^\circ\text{C}$	57–60	82	93–218	54	54	260	274
Maximum recommended service temperature, $^\circ\text{C}$				100–120			260
Specific heat, $\text{cal} \cdot \text{g}^{-1}$		0.4		0.58			
Thermal conductivity, $\text{W} \cdot \text{m}^{-1} \cdot \text{K}^{-1}$		0.22		0.34	0.22	0.22	0.25

TABLE 10.2 Properties of Commercial Plastics (*Continued*)

Properties	Poly(aryl ether), unfilled	Polycarbonate		Thermoplastic polyester			
		Low viscosity	30% glass-fiber reinforced	Poly(butylene terephthalate)		Poly(ethylene terephthalate)	
				Unfilled	30% glass-fiber-reinforced	Unfilled	30% glass-fiber-reinforced
<u>Physical</u>							
Melting temperature, °C							
Crystalline				232–267	232–267	245	245
Amorphous	160	140	150				
Specific gravity	1.14	1.2	1.4	1.31–1.38	1.52	1.34–1.39	1.27
Water absorption (24 h), %	0.25	0.15	0.14	0.08–0.09	0.06–0.08	0.1–0.2	0.05
Dielectric strength, kV · mm ⁻¹	17	15	19	16–22	18–22		22
<u>Electrical</u>							
Volume (dc) resistivity, ohm-cm		2 × 10 ¹⁶	> 10 ¹⁶		10 ¹⁶	10 ¹⁶	
Dielectric constant (60 Hz)		3.17	3.35				
Dielectric constant (10 ⁶ Hz)		2.96	3.31			3.25	
Dissipation (power) factor (60 Hz)		0.0009	0.011				
Dissipation factor (10 ⁶ Hz)		0.010	0.007				
<u>Mechanical</u>							
Compressive modulus, 10 ³ lb · in ⁻²		350	1300				

TABLE 10.2 Properties of Commercial Plastics (*Continued*)

Properties	Poly(aryl ether), unfilled	Polycarbonate		Thermoplastic polyester			
		Low viscosity	30% glass-fiber reinforced	Poly(butylene terephthalate)		Poly(ethylene terephthalate)	
				Unfilled	30% glass-fiber-reinforced	Unfilled	30% glass-fiber-reinforced
Compressive strength, rupture or 1% yield, $10^3 \text{ lb} \cdot \text{in}^{-2}$	80	12.5	18	8.6–14.5	18–23.5	11–15	25
Elongation at break, %		110	3–5	50–300	2–4	50–300	3
Flexural modulus at 23°C, $10^3 \text{ lb} \cdot \text{in}^{-2}$	300	340	1100	330–400	1100–1200	35–450	1440
Flexural strength, rupture or yield, $10^3 \text{ lb} \cdot \text{in}^{-2}$	11	13.5	23	12–16.7	26–29	14–18	33.5
Hardness, Rockwell (or Shore)	R117	M70	M92	M68–M78	M90	M94–M101	M100
Impact strength (Izod) at 23°C, $\text{J} \cdot \text{m}^{-1}$	427	14	107	43–53	69–85	13–32	101
Tensile modulus, $10^3 \text{ lb} \cdot \text{in}^{-2}$	320	345	1250	280	1300	400–600	1440
Tensile strength at break, $10^3 \text{ lb} \cdot \text{in}^{-2}$	7.5	9.5	19	8.2	17–19	8.5–10.5	23
Tensile yield strength, $10^3 \text{ lb} \cdot \text{in}^{-2}$		9.0					
Thermal							
Burning rate, $\text{mm} \cdot \text{min}^{-1}$		Self-extinguishing	Self-extinguishing				
Coefficient of linear thermal expansion, $10^{-6}/^\circ\text{C}$	65	68	22	60–95	25	65	29
Deflection temperature under flexural load ($264 \text{ lb} \cdot \text{in}^{-2}$), °C	149	138–145	146	50–85	220	38–41	224
Maximum recommended service temperature, °C		143					
Specific heat, $\text{cal} \cdot \text{g}^{-1}$		0.3				0.27	
Thermal conductivity, $\text{W} \cdot \text{m}^{-1} \cdot \text{K}^{-1}$	0.30	0.20	0.22	0.18–0.30	0.30	0.15	

TABLE 10.2 Properties of Commercial Plastics (*Continued*)

Properties	Thermoplastic polyester		Thermosetting and alkyd polyester				Polyimide, unfilled
	Aromatic polyester		Unsaturated polyester		Alkyd molding compounds		
	Extrusion-transparent	Injection molding	Styrene-maleic acid copolymer, low-shrink	Butadiene-maleic acid copolymer	Putty, mineral-filled	Glass-fiber-reinforced	
<u>Physical</u>							
Melting temperature, °C							
Crystalline			Thermoset	Thermoset	Thermoset	Thermoset	310–365
Amorphous	81						1.36–1.43
Specific gravity		1.39					0.24
Water absorption (24 h), %		0.01					22
Dielectric strength, kV · mm ⁻¹		14					
<u>Electrical</u>							
Volume (dc) resistivity, ohm-cm							> 10 ¹⁶
Dielectric constant (60 Hz)							3–4
Dielectric constant (10 ⁶ Hz)							
Dissipation (power) factor (60 Hz)							
Dissipation factor (10 ⁶ Hz)							
<u>Mechanical</u>							
Compressive modulus, 10 ³ lb · in ⁻²					2000–3000		

TABLE 10.2 Properties of Commercial Plastics (*Continued*)

Properties	Thermoplastic polyester		Thermosetting and alkyd polyester				Polyimide, unfilled
	Aromatic polyester		Unsaturated polyester		Alkyd molding compounds		
	Extrusion-transparent	Injection molding	Styrene-maleic acid copolymer, low-shrink	Butadiene-maleic acid copolymer	Putty, mineral-filled	Glass-fiber-reinforced	
Compressive strength, rupture or 1% yield, $10^3 \text{ lb} \cdot \text{in}^{-2}$		10	15–30	14–30	12–38	15–36	30–40
Elongation at break, %	225	7–10	3–5				8–10
Flexural modulus at 23°C, $10^3 \text{ lb} \cdot \text{in}^{-2}$	290	700	1000–2500		2000	2000	450–500
Flexural strength, rupture or yield, $10^3 \text{ lb} \cdot \text{in}^{-2}$	10.6	12	9–35	16–24	6–17	8.5–26	19–28.8
Hardness, Rockwell (or Shore)	R105		40–70 (Barcol)	50–60 (Barcol)	E98	E95	E52–E99
Impact strength (Izod) at 23°C, $\text{J} \cdot \text{m}^{-1}$	101		133–800	214–694	16–27	27–854	80
Tensile modulus, $10^3 \text{ lb} \cdot \text{in}^{-2}$		300	1000–2500	1500–2500	500–3000		300
Tensile strength at break, $10^3 \text{ lb} \cdot \text{in}^{-2}$	6	11	4.5–20	5–10	3–9	4–9.5	10.5–17.1
Tensile yield strength, $10^3 \text{ lb} \cdot \text{in}^{-2}$	7						12.5
Thermal							
Burning rate, $\text{mm} \cdot \text{min}^{-1}$							
Coefficient of linear thermal expansion, $10^{-6}/^\circ\text{C}$		29	6–30		20–50	15–33	45–56
Deflection temperature under flexural load (264 $\text{lb} \cdot \text{in}^{-2}$), °C	63	282	190–260	160–177	177–260	204–260	277–360
Maximum recommended service temperature, °C							
Specific heat, $\text{cal} \cdot \text{g}^{-1}$							0.27
Thermal conductivity, $\text{W} \cdot \text{m}^{-1} \cdot \text{K}^{-1}$		0.29		0.76–0.93	0.51–0.89	0.6–0.89	0.10–0.11

TABLE 10.2 Properties of Commercial Plastics (*Continued*)

Properties	Poly(methyl pentene), unfilled	Polyolefin					
		Polyethylene					
		Low-density	Medium-density	High-density	Ultra high-molecular-weight	Glass-fiber-reinforced, high-density	Ethylene-vinyl acetate copolymer
Physical							
Melting temperature, °C	230–240						
Crystalline							65–90
Amorphous		95–130	120–140	120–140	125–135	120–140	
Specific gravity	0.84	0.910–0.925	0.926–0.94	0.941–0.965	0.94	1.28	0.92–0.95
Water absorption (24 h), %	0.01	<0.01	<0.01	<0.01	<0.01	0.02	0.05–0.13
Dielectric strength, kV · mm ⁻¹		18–39	18–39	18–39	28	20	24–30
Electrical							
Volume (dc) resistivity, ohm-cm		>10 ¹⁵	>10 ¹⁵	<10 ¹⁵			
Dielectric constant (60 Hz)		2.3	2.3	2.3			
Dielectric constant (10 ⁶ Hz)		2.3	2.3	2.3			
Dissipation (power) factor (60 Hz)		<0.0005	<0.0005	<0.0005			
Dissipation factor (10 ⁶ Hz)		<0.0005	<0.0005	<0.0005			
Mechanical							
Compressive modulus, 10 ³ lb · in ⁻²	114–171						

TABLE 10.2 Properties of Commercial Plastics (*Continued*)

Properties	Poly(methyl pentene), unfilled	Polyolefin					
		Polyethylene					
		Low-density	Medium-density	High-density	Ultra high-molecular-weight	Glass-fiber-reinforced, high-density	Ethylene-vinyl acetate copolymer
Compressive strength, rupture or 1% yield, $10^3 \text{ lb} \cdot \text{in}^{-2}$	5–6.6			2.7–3.6		7	
Elongation at break, %	10–50	90–800	50–600	20–130	450–525	1.5	550–900
Flexural modulus at 23°C, $10^3 \text{ lb} \cdot \text{in}^{-2}$	110–260	8–60	60–115	100–260	130–140	800	1–20
Flexural strength, rupture or yield, $10^3 \text{ lb} \cdot \text{in}^{-2}$	4–6.5					11	
Hardness, Rockwell (or Shore)	L67–L74	(D40–D51)	(D50–D60)	R30–R50	R50	R75	
Impact strength (Izod) at 23°C, $\text{J} \cdot \text{m}^{-1}$	16–64	No break	27–854	27–1068	No break	59	No break
Tensile modulus, $10^3 \text{ lb} \cdot \text{in}^{-2}$	160–280	14–38	25–55	60–180			20–120
Tensile strength at break, $10^3 \text{ lb} \cdot \text{in}^{-2}$	3.5–4	0.6–2.3	1.2–3.5	3.1–5.5	5.6	9	1.4–2.8
Tensile yield, strength, $10^3 \text{ lb} \cdot \text{in}^{-2}$		0.8–1.2	1.0–2.2	3–4	3.1–4.0		
Thermal							
Burning rate, $\text{mm} \cdot \text{min}^{-1}$		1.0	1.0	1.0			
Coefficient of linear thermal expansion, $10^{-6}/^\circ\text{C}$	117	100–200	140–160	110–130	130	48	160–200
Deflection temperature under flexural load (264 $\text{lb} \cdot \text{in}^{-2}$), °C	41	32–41	41–49	43–54	43–49	121	34
Maximum recommended service temperature, °C	175	70	93	200			
Specific heat, $\text{cal} \cdot \text{g}^{-1}$		0.55	0.55	0.46–0.55			
Thermal conductivity, $\text{W} \cdot \text{m}^{-1} \cdot \text{K}^{-1}$	0.17	0.34	0.34–0.42	0.46–0.51		0.46	

TABLE 10.2 Properties of Commercial Plastics (*Continued*)

Properties	Polyolefin				Poly(phenylene sulfide)		
	Polybutylene extrusion	Polypropylene			Polyallomer	Injection molding	40% glass-fiber-reinforced
		Homopolymer	Copolymer	Impact copolymer			
<u>Physical</u>							
Melting temperature, °C							
Crystalline	126	168	160–168		120–135	290	290
Amorphous							
Specific gravity	0.91–0.925	0.90–0.91	0.89–0.905	0.90	0.90	1.3	1.6
Water absorption (24 h),%	0.01–0.02	0.01–0.03	0.03	<0.03	<0.01	<0.02	0.05
Dielectric strength, kV · mm ⁻¹	18	24	24	24	31	15	18
<u>Electrical</u>							
Volume (dc) resistivity, ohm-cm		10 ¹⁷	10 ¹⁷	10 ¹⁷			
Dielectric constant (60 Hz)		2.2–2.6	2.3				
Dielectric constant (10 ⁶ Hz)		2.2–2.6	2.3	2.3			
Dissipation (power) factor (60 Hz)		<0.0005	0.0001–0.0005				
Dissipation factor (10 ⁶ Hz)		0.0005–0.002	0.0001–0.0002	0.0003			
<u>Mechanical</u>							
Compressive modulus, 10 ³ lb · in ⁻²	31	150–300					

TABLE 10.2 Properties of Commercial Plastics (*Continued*)

Properties	Polyolefin				Poly(phenylene sulfide)		
	Polybutylene extrusion	Polypropylene			Polyallomer	Injection molding	40% glass-fiber-reinforced
		Homopolymer	Copolymer	Impact copolymer			
Compressive strength, rupture or 1% yield, $10^3 \text{ lb} \cdot \text{in}^{-2}$		5.5–8.0	3.5–8.0			16	21
Elongation at break, %	300–380	100–600	200–700	8–20	400–500	1–2	1
Flexural modulus at 23°C, $10^3 \text{ lb} \cdot \text{in}^{-2}$	45–50	170–250	130–200	130–190	70–110	550	1700
Flexural strength, rupture or yield, $10^3 \text{ lb} \cdot \text{in}^{-2}$	2–2.3	6–8	5–7			14	29
Hardness, Rockwell (or Shore)		R80–R102	R50–R96	R40–R90	R50–R85	R123	R123
Impact strength (Izod) at 23°C, $\text{J} \cdot \text{m}^{-1}$	No break	21–53	53–1068	80–900	91–203	<27	75
Tensile modulus, $10^3 \text{ lb} \cdot \text{in}^{-2}$	30–40	165–225	100–170			480	1100
Tensile strength at break, $10^3 \text{ lb} \cdot \text{in}^{-2}$	3.8–4.4	4.5–6	4–5.5		3–3.8	9.5	19.5
Tensile yield strength, $10^3 \text{ lb} \cdot \text{in}^{-2}$	1.7–2.5	4.5–5.4	3.5–4.3	2.5–3.1	3–3.4		
Thermal							
Burning rate, $\text{mm} \cdot \text{min}^{-1}$							
Coefficient of linear thermal expansion, $10^{-6}/^\circ\text{C}$	128–150	81–100	68–95	60–90	83–100	49	22
Deflection temperature under flexural load ($264 \text{ lb} \cdot \text{in}^{-2}$), °C	54–60	48–57	45–57	90–105 ($66 \text{ lb} \cdot \text{in}^{-2}$)	51–56	135	249
Maximum recommended service temperature, °C		160	240	140–160			
Specific heat, $\text{cal} \cdot \text{g}^{-1}$		0.44–0.46	0.45–0.50	0.45–0.50			
Thermal conductivity, $\text{W} \cdot \text{m}^{-1} \cdot \text{K}^{-1}$	0.22	0.12	0.15–0.17	0.12–0.17	0.09–0.17	0.29	0.29

TABLE 10.2 Properties of Commercial Plastics (*Continued*)

Properties	Polyurethane			Silicone			Styrenic
	Casting resin		Thermoplastic elastomer	Cast resin, flexible	Mineral- and/or glass-filled	Epoxy molding and encapsulating compound	Polystyrene
	Liquid	Unsaturated					Crystal
<u>Physical</u>							
Melting temperature, °C							
Crystalline	Thermoset	Thermoset		Thermoset	Thermoset	Thermoset	
Amorphous			120–160				85–105
Specific gravity	1.1–1.5	1.05	1.05–1.25	0.99–1.5	1.8–1.94	1.84	1.04–1.05
Water absorption (24 h), %	0.02–1.5	0.1–0.2	0.7–0.9				0.03–0.10
Dielectric strength, kV · mm ⁻¹	12–20		13–25	22	8–15	10	24
<u>Electrical</u>							
Volume (dc) resistivity, ohm-cm	10 ¹¹ –10 ¹⁵		10 ¹¹ –10 ¹³	10 ¹⁴ –10 ¹⁵			> 10 ¹⁶
Dielectric constant (60 Hz)	4.0–7.5		5.4–7.6	2.7–4.2			
Dielectric constant (10 ⁶ Hz)							2.5
Dissipation (power) factor (60 Hz)							
Dissipation factor (10 ⁶ Hz)							
<u>Mechanical</u>							
Compressive modulus, 10 ³ lb · in ⁻²	10–100		4–9				

TABLE 10.2 Properties of Commercial Plastics (*Continued*)

Properties	Polyurethane			Silicone			Styrenic
	Casting resin		Thermoplastic elastomer	Cast resin, flexible	Mineral-and/or glass-filled	Epoxy molding and encapsulating compound	Polystyrene
	Liquid	Unsaturated					Crystal
Compressive strength, rupture or 1% yield, $10^3 \text{ lb} \cdot \text{in}^{-2}$	20		20		10–16	28	11.5–16
Elongation at break, %	100–1000	3–6	100–1100	100–700			1–2
Flexural modulus at 23°C, $10^3 \text{ lb} \cdot \text{in}^{-2}$	10–100	610	10–350		1000–2500		380–450
Flexural strength, rupture or yield, $10^3 \text{ lb} \cdot \text{in}^{-2}$	0.7–4.5	19	0.7–9		9–14	17	8–14
Hardness, Rockwell (or Shore)			(A65–D80)	(A15–A65)	M80–M90		M60–M75
Impact strength (Izod) at 23°C, $\text{J} \cdot \text{m}^{-1}$	1334 to flexible	21	No break		13–427	16	13–21
Tensile modulus, $10^3 \text{ lb} \cdot \text{in}^{-2}$	10–100		10–350				350–485
Tensile strength at break, $10^3 \text{ lb} \cdot \text{in}^{-2}$	0.175–10	10–11	1.5–8.4	0.35–1.0	4–6.5	6–8	5.3–7.9
Tensile yield strength, $10^3 \text{ lb} \cdot \text{in}^{-2}$							
Thermal							
Burning rate, $\text{mm} \cdot \text{min}^{-1}$					0–78		
Coefficient of linear thermal expansion, $10^{-6}/^\circ\text{C}$	100–200		100–200	300–800	20–50	30	70–80
Deflection temperature under flexural load ($264 \text{ lb} \cdot \text{in}^{-2}$), °C	Varies over wide range	87–93	Varies over wide range		260	74–100	
Maximum recommended service temperature, °C					371		93
Specific heat, $\text{cal} \cdot \text{g}^{-1}$	0.43		0.43				0.3
Thermal conductivity, $\text{W} \cdot \text{m}^{-1} \cdot \text{K}^{-1}$	0.21		0.07–0.31	0.15–0.31	0.30	0.68	0.09–0.13

TABLE 10.2 Properties of Commercial Plastics (*Continued*)

Properties	Styrenic						
	Polystyrene	Acrylonitrile-butadiene-styrene copolymer					
	Heat-resistant	Extrusion	Molding				
			Heat-resistant	High-impact	Flame-retarded	Platable	20% glass-reinforced
<u>Physical</u>							
Melting temperature, °C							
Crystalline							
Amorphous	110–125	88–120	110–125	100–110	110–125	100–110	
Specific gravity	1.05–1.09	1.02–1.06	1.05–1.08	1.01–1.04	1.16–1.21	1.06–1.07	1.22
Water absorption (24 h), %	0.03–0.12	0.20–0.45	0.20–0.45	0.20–0.45	0.2–0.6		
Dielectric strength, kV · mm ⁻¹	20	14–20	14–20	14–20	14–20	16–22	18
<u>Electrical</u>							
Volume (dc) resistivity, ohm-cm							
Dielectric constant (60 Hz)				2.4–5.0			
Dielectric constant (10 ⁶ Hz)				2.4–3.8			
Dissipation (power) factor (60 Hz)				0.003–0.008			
Dissipation factor (10 ⁶ Hz)				0.007–0.015			
<u>Mechanical</u>							
Compressive modulus, 10 ³ lb · in ⁻²		150–390	190–440	140–300	130–310		

TABLE 10.2 Properties of Commercial Plastics (*Continued*)

Properties	Styrenic							
	Polystyrene	Acrylonitrile-butadiene-styrene copolymer						
	Heat-resistant	Extrusion	Molding					20% glass-reinforced
			Heat-resistant	High-impact	Flame-retarded	Platable		
Compressive strength, rupture or 1% yield, $10^3 \text{ lb} \cdot \text{in}^{-2}$	11.5–16	5.2–10	7.2–10	4.5–8	6.5–7.5		14	
Elongation at break, %	2–60	20–100	3–20	5–70	5–25			
Flexural modulus at 23°C, $10^3 \text{ lb} \cdot \text{in}^{-2}$	340–470	130–420	300–400	250–350	300–400	340–390	710	
Flexural strength, rupture or yield, $10^3 \text{ lb} \cdot \text{in}^{-2}$	8.9–14	4–14	10–13	8–11	9–14	10.5–11.5	15.5	
Hardness, Rockwell (or Shore)	L80–L108	R75–R115	R100–R115	R85–R105	R100–R120	R103–R109	M85	
Impact strength (Izod) at 23°C, $\text{J} \cdot \text{m}^{-1}$	21–181	133–640	107–347	347–400	160–640	267–283	64	
Tensile modulus, $10^3 \text{ lb} \cdot \text{in}^{-2}$	320–460	130–380	300–350	230–330	320–400	330–380	740	
Tensile strength at break, $10^3 \text{ lb} \cdot \text{in}^{-2}$	5–7.8	2.5–8.0	6–7.5	4.8–6.3	5–8	6–6.4	11	
Tensile yield strength, $10^3 \text{ lb} \cdot \text{in}^{-2}$			5.5–7	4–5.5	4–6			
Thermal								
Burning rate, $\text{mm} \cdot \text{min}^{-1}$		1.3		1.3				
Coefficient of linear thermal expansion, $10^{-6}/^\circ\text{C}$	60–70	60–130	60–93	95–110	65–95	47–53	21	
Deflection temperature under flexural load (264 $\text{lb} \cdot \text{in}^{-2}$), °C	93–120	77–104 annealed	104–116 annealed	96–102 annealed	90–107 annealed	96–102 annealed	99	
Maximum recommended service temperature, °C				110				
Specific heat, cal g^{-1}				0.3–0.4				
Thermal conductivity, $\text{W} \cdot \text{m}^{-1} \cdot \text{K}^{-1}$			0.19–0.34					

TABLE 10.2 Properties of Commercial Plastics (*Continued*)

Properties	Styrenic			Sulfone			Poly(phenyl sulfone)
	Styrene-acrylonitrile copolymer		Styrene-butadiene copolymer, high-impact	Polysulfone		Poly(ether sulfone)	
	Unfilled	20% glass-fiber-reinforced		Unfilled	20% glass-fiber-reinforced		
<u>Physical</u>							
Melting temperature, °C							
Crystalline							
Amorphous	115–125	115–125	90–110	200	200	230	220
Specific gravity	1.07–1.08	1.22	1.03–1.06	1.24	1.46	1.37	1.29
Water absorption (24 h), %	0.2–0.3	0.15–0.20	0.05–0.10	0.22	0.23	0.43	1.1–1.3 (saturated)
Dielectric strength, kV · mm ⁻¹	16–20	20	18	17	17	17	16
<u>Electrical</u>							
Volume (dc) resistivity, ohm-cm				10 ¹⁵			
Dielectric constant (60 Hz)				3.14	3.7		
Dielectric constant (10 ⁶ Hz)				3.26	3.7		
Dissipation (power) factor (60 Hz)				0.004	0.002		
Dissipation factor (10 ⁶ Hz)				0.008	0.009		
<u>Mechanical</u>							
Compressive modulus, 10 ³ lb · in ⁻²	530			370			

TABLE 10.2 Properties of Commercial Plastics (*Continued*)

Properties	Styrenic			Sulfone			Poly(phenyl sulfone)
	Styrene-acrylonitrile copolymer		Styrene-butadiene copolymer, high-impact	Polysulfone		Poly(ether sulfone)	
	Unfilled	20% glass-fiber-reinforced		Unfilled	20% glass-fiber-reinforced		
Compressive strength, rupture of 1% yield, $10^3 \text{ lb} \cdot \text{in}^{-2}$	14–17	19	4–9	13.9	22		
Elongation at break, %	1–4	1–2	13–50	50–100	2	30–80	60
Flexural modulus at 23°C, $10^3 \text{ lb} \cdot \text{in}^{-2}$	550	100–1100	280–450	390	1000	375	330
Flexural strength, rupture or yield, $10^3 \text{ lb} \cdot \text{in}^{-2}$	14–17	20	5.3–9.4	15.4	23	18.7	12.4
Hardness, Rockwell (or Shore)	M80–M90	R122	M10–M68	M69, R120	M123	M88	
Impact strength (Izod) at 23°C, $\text{J} \cdot \text{m}^{-1}$	19–27	53	32–192	64	59	85	640
Tensile modulus, $10^3 \text{ lb} \cdot \text{in}^{-2}$	400–560	1150–1200	280–465	360	1200	350	310
Tensile strength at break, $10^3 \text{ lb} \cdot \text{in}^{-2}$	9–12	15.8–18	3.2–4.9		17		
Tensile yield strength, $10^3 \text{ lb} \cdot \text{in}^{-2}$			2.9–4.9	10.2		12.2	10.4
Thermal							
Burning rate, $\text{mm} \cdot \text{min}^{-1}$							
Coefficient of linear thermal expansion, $10^{-6}/^\circ\text{C}$	36–38	38–40	70–101	52–56	25	55	31
Deflection temperature under flexural load ($264 \text{ lb} \cdot \text{in}^{-2}$), °C	88–104	99	74–93	174	182	203	204
Maximum recommended service temperature, °C				149			
Specific heat, $\text{cal} \cdot \text{g}^{-1}$							
Thermal conductivity, $\text{W} \cdot \text{m}^{-1} \cdot \text{K}^{-1}$	0.12	0.26–0.28	0.12–0.21	0.12	0.38	0.14–0.19	

TABLE 10.2 Properties of Commercial Plastics (*Continued*)

Properties	Thermoplastic elastomers				Urea formaldehyde, alpha-cellulose filled	Vinyl	
	Polyolefin	Polyester	Block copolymers of styrene and butadiene or styrene and isoprene	Block copolymers of styrene and ethylene or styrene and butylene		Poly(vinyl chloride) and poly(vinyl acetate)	
						Rigid	Flexible and unfilled
<u>Physical</u>							
Melting temperature, °C					Thermoset		
Crystalline		168–206				75–105	75–105
Amorphous							
Specific gravity	0.88–0.90	1.17–1.25	0.9–1.2	0.9–1.2	1.47–1.52	1.30–1.58	1.16–1.35
Water absorption (24 h), %	0.01		0.19–0.39		0.4–0.8	0.04–0.4	0.15–0.75
Dielectric strength, kV · mm ⁻¹	24–26		16–21		12–16	14–20	12–16
<u>Electrical</u>							
Volume (dc) resistivity, ohm-cm					0.5–5.0	10 ¹² –10 ¹⁵	10 ¹¹ –10 ¹⁴
Dielectric constant (60 Hz)					7.7–9.5	3.2–4.0	5.0–9.0
Dielectric constant (10 ⁶ Hz)					6.7–8.0	3.0–4.0	3.0–4.0
Dissipation (power) factor (60 Hz)					0.036–0.043	0.01–0.02	0.03–0.05
Dissipation factor (10 ⁶ Hz)					0.025–0.035	0.006–0.02	0.06–0.1
<u>Mechanical</u>							
Compressive modulus, 10 ³ lb · in ⁻²			3.6–120				

TABLE 10.2 Properties of Commercial Plastics (*Continued*)

Properties	Thermoplastic elastomers				Urea formaldehyde, alpha-cellulose filled	Vinyl	
	Polyolefin	Polyester	Block copolymers of styrene and butadiene or styrene and isoprene	Block copolymers of styrene and ethylene or styrene and butylene		Poly(vinyl chloride) and poly(vinyl acetate)	
						Rigid	Flexible and unfilled
Compressive strength, rupture or 1% yield, $10^3 \text{ lb} \cdot \text{in}^{-2}$					25–45	8–13	0.9–1.7
Elongation at break, %	150–300	350–450	500–1350	600–800	<1	40–80	200–450
Flexural modulus at 23°C, $10^3 \text{ lb} \cdot \text{in}^{-2}$	1.5–2.0	7–75	4–150	4–100	1300–1600	300–500	
Flexural strength, rupture or yield, $10^3 \text{ lb} \cdot \text{in}^{-2}$					10–18	10–16	
Hardness, Rockwell (or Shore)	(A65–A92)	(D40–D72)	(A40–A90)	(A50–A90)	M110–M120	(D65–D95)	(A50–A100)
Impact strength (Izod) at 23°C, $\text{J} \cdot \text{m}^{-1}$	No break	208 to no break	No break	No break	13–21	21–1068	Varies over wide range
Tensile modulus, $10^3 \text{ lb} \cdot \text{in}^{-2}$		1.1–2.5	0.8–50		1000–1500	350–600	
Tensile strength at break, $10^3 \text{ lb} \cdot \text{in}^{-2}$	0.65–2.0	3.7–5.7	0.6–3.0	1–3	5.5–13	6–75	1.5–3.5
Tensile yield strength, $10^3 \text{ lb} \cdot \text{in}^{-2}$							
Thermal							
Burning rate, $\text{mm} \cdot \text{min}^{-1}$					Self-extinguishing	Self-extinguishing	Slow to self-extinguishing
Coefficient of linear thermal expansion, 10^{-6}C	130–170		130–137		22–36	50–100	70–250
Deflection temperature under flexural load ($264 \text{ lb} \cdot \text{in}^{-2}$), °C			<0–49		127–143	60–77	
Maximum recommended service temperature, °C					77	70–74	80–105
Specific heat, $\text{cal} \cdot \text{g}^{-1}$					0.6	0.2–0.28	0.36–0.5
Thermal conductivity, $\text{W} \cdot \text{m}^{-1} \cdot \text{K}^{-1}$	0.19–0.21		0.15		0.30–0.42	0.15–0.21	0.13–0.17

TABLE 10.2 Properties of Commercial Plastics (*Continued*)

Properties	Vinyl						
	Poly(vinyl chloride) and poly(vinyl acetate)	Poly(vinyl chloride), 15% glass-fiber-reinforced	Poly(vinylidene chloride)	Poly(vinyl formal)	Chlorinated poly(vinyl chloride)	Poly(vinyl butyral), flexible	
	Flexible and filled						
<u>Physical</u>							
Melting temperature, °C							
Crystalline			210				
Amorphous	75–105	75–105		105	110	49	
Specific gravity	1.3–1.7	1.54	1.65–1.72	1.2–1.4	1.49–1.56	1.05	
Water absorption (24 h),%	0.5–1.0	0.01	0.1	0.5–3.0	0.02–0.15	1.0–2.0	
Dielectric strength, kV · mm ⁻¹	9.8–12	24–31	16–24	19		14	
<u>Electrical</u>							
Volume (dc) resistivity, ohm-cm			10 ¹⁴ –10 ¹⁶				
Dielectric constant (60 Hz)			4.5–6.0				
Dielectric constant (10 ⁶ Hz)							
Dissipation (power) factor (60 Hz)							
Dissipation factor (10 ⁶ Hz)							
<u>Mechanical</u>							
Compressive modulus, 10 ³ lb · in ⁻²					335–600		

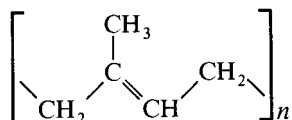
TABLE 10.2 Properties of Commercial Plastics (*Continued*)

Properties	Vinyl						
	Poly(vinyl chloride) and poly(vinyl acetate)	Poly(vinyl chloride), 15% glass-fiber-reinforced	Poly(vinylidene chloride)	Poly(vinyl formal)	Chlorinated poly(vinyl chloride)	Poly(vinyl butyral), flexible	
	Flexible and filled						
Compressive strength, rupture or 1% yield, $10^3 \text{ lb} \cdot \text{in}^{-2}$	1.0–1.8	9	2–2.7		9–22		
Elongation at break, %	200–400	2–3	50–250	5–20	4–65	150–450	
Flexural modulus at 23°C, $10^3 \text{ lb} \cdot \text{in}^{-2}$		750			380–450		
Flexural strength, rupture or yield, $10^3 \text{ lb} \cdot \text{in}^{-2}$		13.5	4.2–6.2	17–18	14.5–17		
Hardness, Rockwell (or Shore)	(A50–A100)	R118	M50–M65	M85	R117–R122	A10–A100	
Impact strength (Izod) at 23°C, $\text{J} \cdot \text{m}^{-1}$	Varies over wide range	53	16–53	43–75	53–299	Varies over wide range	
Tensile modulus, $10^3 \text{ lb} \cdot \text{in}^{-2}$		870	50–80	350–600	360–475		
Tensile strength at break, $10^3 \text{ lb} \cdot \text{in}^{-2}$	1–3.5	9.5	3–5	10–12	7.5–9	0.5–3.0	
Tensile yield strength, $10^3 \text{ lb} \cdot \text{in}^{-2}$							
Thermal							
Burning rate, $\text{mm} \cdot \text{min}^{-1}$			Self-extinguishing			Slow	
Coefficient of linear thermal expansion, $10^{-6}/^\circ\text{C}$			190	64	68–78		
Deflection temperature under flexural load ($264 \text{ lb} \cdot \text{in}^{-2}$), °C		68	54–71	71–77	94–112		
Maximum recommended service temperature, °C			100				
Specific heat, $\text{cal} \cdot \text{g}^{-1}$			0.32				
Thermal conductivity, $\text{W} \cdot \text{m}^{-1} \cdot \text{K}^{-1}$	0.13–0.17		0.13	0.16	0.14		

10.4 FORMULAS AND ADVANTAGES OF RUBBERS

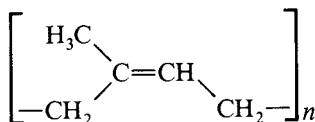
10.4.1 Gutta Percha

Gutta percha is a natural polymer of isoprene (3-methyl-1,3-butadiene) in which the configuration around each double bond is *trans*. It is hard and horny and has the following formula:



10.4.2 Natural Rubber

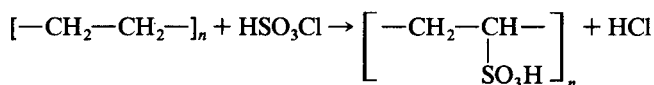
Natural rubber is a polymer of isoprene in which the configuration around each double bond is *cis* (or *Z*):



Its principal advantages are high resilience and good abrasion resistance.

10.4.3 Chlorosulfonated Polyethylene

Chlorosulfonated polyethylene is prepared as follows:



Cross-linking, which can occur as a result of side reactions, causes an appreciable gel content in the final product.

The polymer can be vulcanized to give a rubber with very good chemical (solvent) resistance, excellent resistance to aging and weathering, and good color retention in sunlight.

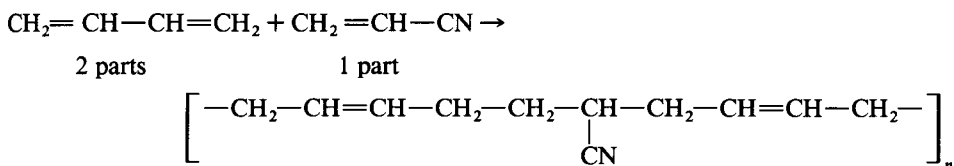
10.4.4 Epichlorohydrin

Epichlorohydrin is a product of covulcanization of epichlorohydrin (epoxy) polymers with rubbers, especially *cis*-polybutadiene.

Its advantages include impermeability to air, excellent adhesion to metal, and good resistance to oils, weathering, and low temperature.

10.4.5 Nitrile Rubber (NBR, GRN, Buna N)

Nitrile rubber can be prepared as follows:

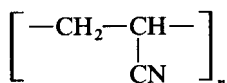


Nitrile rubber is also known as nitrile-butadiene rubber (NBR), government rubber nitrile (GRN), and Buna N.

It possesses resistance to oils up to 120°C and excellent abrasion resistance and adhesion to metal.

10.4.6 Polyacrylate

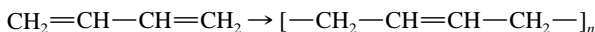
Polyacrylate has the following formula:



It possesses oil and heat resistance to 175°C and excellent resistance to ozone.

10.4.7 *cis*-Polybutadiene Rubber (BR)

cis-Polybutadiene is prepared by polymerization of butadiene by mostly 1,4-addition.

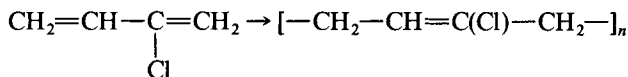


The polybutadiene produced is in the *Z* (or *cis*) configuration.

cis-Polybutadiene has good abrasion resistance, is useful at low temperature, and has excellent adhesion to metal.

10.4.8 Polychloroprene (Neoprene)

Polychloroprene is prepared as follows:



It has very good weathering characteristics, is resistant to ozone and to oil, and is heat-resistant to 100°C.

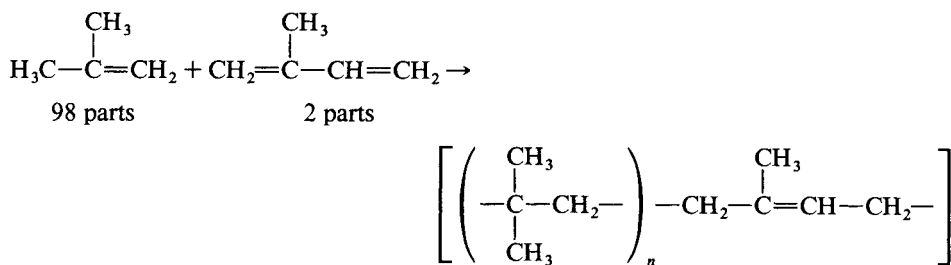
10.4.9 Ethylene-Propylene-Diene Rubber (EPDM)

Ethylene-propylene-diene rubber is polymerized from 60 parts ethylene, 40 parts propylene, and a small amount of nonconjugated diene. The nonconjugated diene permits sulfur vulcanization of the polymer instead of using peroxide.

It is a very lightweight rubber and has very good weathering and electrical properties, excellent adhesion, and excellent ozone resistance.

10.4.10 Polyisobutylene (Butyl Rubber)

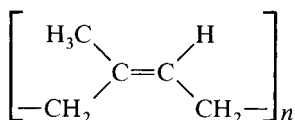
Polyisobutylene is prepared as follows:



It possesses excellent ozone resistance, very good weathering and electrical properties, and good heat resistance.

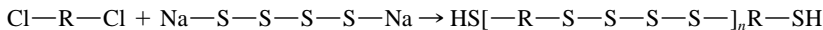
10.4.11 (Z)-Polyisoprene (Synthetic Natural Rubber)

Polymerization of isoprene by 1,4-addition produces polyisoprene that has a *cis* (or *Z*) configuration.



10.4.12 Polysulfide Rubbers

Polysulfide rubbers are prepared as follows:



where R can be



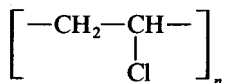
or



Polysulfide rubbers possess excellent resistance to weathering and oils and have very good electrical properties.

10.4.13 Poly(vinyl Chloride) (PVC)

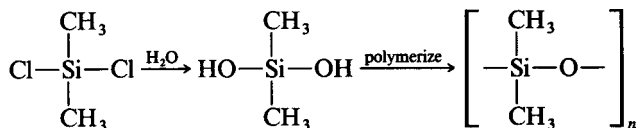
Poly(vinyl chloride) as previously discussed in Sec. 10.3, Formulas and Key Properties of Plastic Materials, has the following structures:



PVC polymer plus special plasticizers are used to produce flexible tubing which has good chemical resistance.

10.4.14 Silicone Rubbers

Silicone rubbers are prepared as follows:

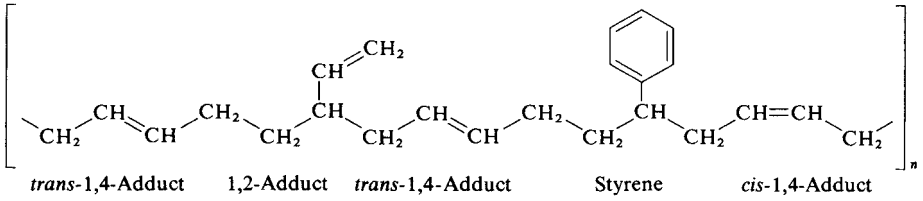


Other groups may replace the methyl groups.

Silicone rubbers have excellent ozone and weathering resistance, good electrical properties, and good adhesion to metal.

10.4.15 Styrene-Butadiene Rubber (GRS, SBR, Buna S)

Styrene-butadiene rubber is prepared from the free-radical copolymerization of one part by weight of styrene and three parts by weight of 1,3-butadiene. The butadiene is incorporated by both 1,4-addition (80%) and 1,2-addition (20%). The configuration around the double bond of the 1,4-adduct is about 80% *trans*. The product is a random copolymer with these general features:



Styrene-butadiene rubber (SBR) is also known as government rubber styrene (GRS) and Buna S.

10.4.16 Urethane

See Table 10.3.

TABLE 10.3 Properties of Natural and Synthetic Rubbers

Rubber	Specific gravity	Durometer hardness (or Shore)	Ultimate elongation % (23°C)	Tensile strength, lb · in ⁻² (23°C)	Service temperature, °C	
					Minimum	Maximum
Gutta percha (hard rubber)	1.2–1.95	(65–95)	3–8	4000–10,000		104
Natural rubber (NR)	0.93	20–100	750–850	3000–4500	–56	82
Chlorosulfonated polyethylene	1.10	50–95	100–500	500–3000	–54	121
Epichlorohydrin	1.27	60–90	100–400	1000–2500	–46	121
Fluoroelastomers	1.4–1.95	60–90	100–350	2000–3000	–40	232
Isobutene-isoprene rubber (IIR) [also known as government rubber I(GR-I)]	0.91	(40–70)	750–950	2300–3000		121
Nitrile rubber (butadiene-acrylonitrile rubber) (also known as Buna N and NBR)	1.00	30–100	100–600	500–4000	–54	121
Polyacrylate	1.10	40–100	100–400	1000–2200	–18	149
Polybutadiene rubber (BR)	0.93	30–100	100–700	2500–3000	–62	79–100
Polychloroprene (neoprene)	1.23	20–90	800–1000	2000–3500	–54	121
Poly(ethylene-propylene-diene) (EPDM)	0.85	30–100	100–300	1000–3000	–40	149
Polyisobutylene (butyl rubber)	0.92	30–100	100–700	1000–3000	–54	100
Polyisoprene	0.94	20–100	100–750	2000–3000	–54	79–82
Polysulfide (Thiokol ST)	1.34	20–80	100–400	700–1250	–54	82–100
Poly(vinyl chloride) (Koroseal)	1.32	(80–90)		2400–3000		71
Silicone, high-temperature				700–800		316
Silicone	0.98	20–95	50–800	500–1500	–84	232
Styrene-butadiene rubber (SBR) (also known as Buna S)	0.94	40–100	400–600	1600–3700	–60	107
Urethane	0.85	62–95	100–700	1000–8000	–54	100

10.5 CHEMICAL RESISTANCE

TABLE 10.4 Resistance of Selected Polymers and Rubbers to Various Chemicals at 20°C

The information in this table is intended to be used only as a general guide. The chemical resistance classifications are E = excellent (30 days of exposure causes no damage), G = good (some damage after 30 days), F = fair (exposure may cause crazing, softening, swelling, or loss of strength), N = not recommended (immediate damage may occur).

	Chemical												
	Acids, dilute or weak	Acids, strong and concentrated	Alcohols, aliphatic	Aldehydes	Alkalies, concentrated	Esters	Ethers	Glycols	Hydrocarbons, aliphatic	Hydrocarbons, aromatic	Hydrocarbons, halogenated	Ketones	Oxidizing agents, strong
Polymers													
Acetals	F	N	F	N	N	N	N	G	N	N	N	N	N
Acrylics: poly(methyl methacrylate)	G	N	E	—	N	N	E	E	N	N	N	N	N
Allyls: diallyl phthalate	G	—	—	—	N	—	—	—	E	G	G	N	—
Cellulosics: cellulose-acetate-butyrate and cellulose-acetate-propionate polymers	F	N	N	N	N	N	N	G	F	N	N	N	—
Fluorocarbons	E	E	E	E	E	E	E	E	E	E	E	E	E
Polyamides	N	N	G	E	E	G	—	G	G	F	F	G	N
Polycarbonates	G	N	G	F	N	N	N	G	N	N	N	N	N
Polyesters	G	G	N	—	N	N	F	G	G	F	F	N	F
Poly(methyl pentene)	E	E	G	G	E	G	N	E	F	G	N	F	F
Low-density polyethylene	E	E	E	G	E	G	N	E	F	F	N	G	F
High-density polyethylene	E	E	E	E	E	G	N	E	G	G	N	G	F
Polybutadiene	G	F	E	—	—	—	—	—	—	E	E	E	—

	Chemical												
	Acids, dilute or weak	Acids, strong and concentrated	Alcohols, aliphatic	Aldehydes	Alkalies, concentrated	Esters	Ethers	Glycols	Hydrocarbons, aliphatic	Hydrocarbons, aromatic	Hydrocarbons, halogenated	Ketones	Oxidizing agents, strong

Polymers

Polypropylene and polyallomer	E	E	E	E	E	G	N	E	G	F	N	G	F
Polystyrene	N	N	E	—	N	N	—	E	N	N	N	N	N
Styrene-acrylonitrile copolymers	—	—	N	—	N	—	—	F	N	—	—	—	—
Styrene-acrylonitrile-butadiene copolymers	—	N	G	—	G	N	—	—	F	N	N	N	—
Sulfones: polysulfone	G	N	F	F	E	N	F	G	F	N	N	N	G
Vinyls: poly(vinyl chloride)	E	G	E	G	G	N	F	F	G	N	N	N	G

Rubbers

Natural rubber	—	—	E	—	—	N	N	E	N	N	N	N	—
Nitrile rubber	—	—	E	—	—	N	G	E	E	N	N	N	—
Polychloroprene	—	—	E	—	—	N	F	E	F	N	N	N	—
Polyisobutylene	—	—	E	—	—	F	F	E	N	N	N	N	—
Polysulfide rubbers: Thiokol	—	—	E	—	—	E	E	E	E	F	N	N	—
Styrene-butadiene rubber	—	—	E	—	—	N	N	E	N	N	N	N	—

10.6 GAS PERMEABILITY

TABLE 10.5 Gas Permeability Constants ($10^{10} P$) at 25°C for Polymers and Rubbers

The gas permeability constant P is defined as

$$P = \frac{\text{amount of permeant}}{(\text{area}) \times (\text{time}) \times (\text{driving force across the film})}$$

The gas permeability constant is the amount of gas expressed in cubic centimeters passed in 1 s through a 1-cm² area of film when the pressure across a film thickness of 1 cm is 1 cmHg and the temperature is 25°C. All tabulated values are multiplied by 10^{10} and are in units of seconds⁻¹ (centimeters of Hg)⁻¹. Other temperatures are indicated by exponents and are expressed in degrees Celsius.

Polymer or rubber	Gas						
	He	N ₂	H ₂	O ₂	CO ₂	H ₂ O	Other
Cellulose (cellophane)	0.005 ²⁰	0.003 2	0.006 5	0.002 1	0.004 7	1 900	0.006 ⁴⁵ (H ₂ S); 0.001 7 (SO ₂)
Cellulose acetate	13.6 ²⁰	0.28 ³⁰	3.5 ²⁰	0.78 ³⁰	22.7 ³⁰	5 500	3.5 ³⁰ (H ₂ S); 17 ⁰ (ethylene oxide); 6.8 ⁶⁰ (bromomethane)
Cellulose nitrate	6.9	0.12	2.0 ²⁰	1.95	2.12	6 290	57.1 (NH ₃); 1.76 (SO ₂)
Ethyl cellulose	400 ³⁰	8.4 ³⁰	87 ²⁰	26.5 ³⁰	41.0 ³⁰	12 000 ²⁰	705 (NH ₃); 204 (SO ₂); 420 ⁰ (ethylene oxide)
Gutta percha		2.17	14.4	6.16	35.4	510	
Natural rubber		9.43	52.0	23.3	15.3	2 290	15.7 (CO); 30.1 (CH ₄); 1.68 (C ₃ H ₈); 98.9 (C ₂ H ₂); 550 (CH ₃ C≡CH); 3.59 (SF ₆)
Nylon 6	0.53 ²⁰	0.009 5 ³⁰		0.038 ³⁰	0.10 ³⁰	177	0.33 ³⁰ (H ₂ S); 1.2 ²⁰ (NH ₃); 0.84 ⁶⁰ (CH ₃ Br)
Nylon 11	1.95 ³⁰		1.78 ³⁰		1.00 ⁴⁰		0.344 ³⁰ (Ne); 0.189 ⁴⁰ (Ar); 13.6 ⁵⁰ (propyne)
Poly(acrylonitrile)				0.000 2	0.000 8	300	

TABLE 10.5 Gas Permeability Constants ($10^{10} P$) at 25°C for Polymers and Rubbers (*Continued*)

Polymer or rubber	Gas						
	He	N ₂	H ₂	O ₂	CO ₂	H ₂ O	Other
Acrylonitrile-styrene copolymer (66:34)				0.048	0.21	2 000	
Poly(1,3-butadiene)		6.42	41.9	19.0	138.0	5 070	
Poly (<i>cis</i> -1,4-butadiene)	32.6	19.2					19.2 (Ne); 41.0 (Ar)
Butadiene-acrylonitrile copolymer (80:20)	12.2	1.06	15.9	3.85	30.8		24.8 (C ₂ H ₂); 7.7 (propyne)
Butadiene-styrene copolymer (80:20)	13.4	1.71					5.01 (Ne); 4.49 (Ar)
Butadiene-styrene copolymer (92:8)	22.9	5.11					9.70 (Ne); 12.7 (Ar)
Polychloroprene		1.2	13.6	4.0	25.8		3.79 (Ar); 3.27 (CH ₄)
Polyethylene, low-density	4.9	0.969	12.0 ³⁰	2.88	12.6	90	2.88 (CH ₄); 6.81 (C ₂ H ₆); 9.43 (C ₃ H ₈); 1.48 CO; 49 ⁰ (ethylene oxide); 14.4 (propene); 42.2 (propyne); 0.170 (SF ₆); 472 ⁶⁰ (CH ₃ Br)
Polyethylene, high-density	1.14	0.143	3.0 ²⁰	0.403	0.36	12.0	0.388 (CH ₄); 0.590 (C ₂ H ₆); 0.537 (C ₃ H ₈); 0.008 3 (SF ₆); 1.69 (Ar); 4.01 (propene)
Poly(ethylene terephthalate)							
Crystalline	1.32	0.006 5	3.70 ²⁰	0.035	0.17	130	0.003 2 (CH ₄); 0.08 ⁶⁰ (CH ₃ Br)
Amorphous	3.28	0.013		0.059	0.30		0.009 (CH ₄)
Poly(ethyl methacrylate)	6.82	0.220		1.15	5.00	3 200	2.98 (Ne); 0.565 (Ar); 0.370 (Kr); 3.83 (H ₂ S); 0.000 001 65 (SF ₆)
Isobutene-isoprene copolymer (98:2)	8.38	0.324	7.20	1.30	5.16	110 ³⁸	13.6 ⁵⁰ (C ₃ H ₈)
Isoprene-acrylonitrile copolymer (76:24)	7.77	0.181	7.41	0.852	4.32		

TABLE 10.5 Gas Permeability Constants ($10^{10} P$) at 25°C for Polymers and Rubbers (*Continued*)

Polymer or rubber	Gas						
	He	N ₂	H ₂	O ₂	CO ₂	H ₂ O	Other
Isoprene-methacrylonitrile copolymer (76:24)		0.596	13.6	2.34	14.1		
Methacrylonitrile-styrene-butadiene copolymer (88:7:5)				0.004 8	0.014	600	
Poly(methylpentene)	101	7.83	136	32.0	92.6		
Polypropylene	38 ²⁰	0.44 ³⁰	41 ²⁰	2.3 ³⁰	9.2 ³⁰	51	0.33 ²⁰ (H ₂ S); 9.2 ²⁰ (NH ₃)
Silicone rubber, 10% filler	233 ⁰	227 ⁰	464 ⁰	489 ⁰	3 240	43 000 ³⁵	191 ⁰ (Ne); 550 ⁰ (Ar); 1 020 ⁰ (Kr); 2 550 ⁰ (Xe); 19 000 ⁰ (butane)
Polystyrene	18.7	0.788	23.3	2.63	10.5	1 200	
Poly(tetrafluoroethylene)		1.4	9.8	4.2	11.7		15.7 (NO ₂); 37.5 (N ₂ O ₄)
Poly(trifluoroethylene)	6.8 ²⁰	0.003	0.94 ²⁰	0.025 ⁴⁰	0.048 ⁴⁰	0.29	1.2 ⁰ (ethylene oxide); 4.6 ⁶⁰ (CH ₃ Br)
Poly(vinyl acetate)	12.6 ³⁰		89 ³⁰	0.50 ³⁰			2.64 ³⁰ (Ne); 0.19 ³⁰ (Ar); 0.078 ³⁰ (Kr); 0.050 ³⁰ (CH ₄)
Poly(vinyl alcohol)	0.001 ³⁰	<0.001 ¹⁴	0.009	0.008 9	0.001 ²³		0.007 (H ₂ S); 0.002 ⁰ (ethylene oxide)
Poly(vinyl chloride)	2.05	0.011 8	1.70	0.045 3	0.157	275	3.92 (Ne); 0.011 5 (Ar); 0.028 6 (CH ₄)
Poly(vinylidene chloride)	0.31 ³⁴	0.000 94 ³⁰		0.005 3 ³⁰	0.03 ³⁰	0.5	0.03 ³⁰ (H ₂ S); 0.008 ⁶⁰ (CH ₃ Br)

TABLE 10.6 Vapor Permeability Constants ($10^{10} P$) at 35°C for Polymers

All tabulated values are multiplied by 10^{10} and are in units of $\text{seconds}^{-1} (\text{centimeters of Hg})^{-1}$.

Polymer	Vapor				
	Benzene	Hexane	Carbon tetrachloride	Ethanol	Ethyl acetate
Cellulose	1.4	0.912	0.836	85.8	13.4
Cellulose acetate	512	2.80	3.74	2 980	3 595
Poly(acrylonitrile)	2.61	1.59	1.47	0	1.34
Polyethylene, low-density	5 300	2 910	3 810	55.9	513
Polystyrene	10 600		6 820	0	soluble
Poly(vinyl alcohol)	3.58	2.34	1.61	32.7	2.53

10.7 FATS, OILS, AND WAXES

TABLE 10.7 Constants of Fats and Oils

Fat or oil	Solidification point, °C	Specific gravity (15°C/15°C)	Refractive index	Acid value	Saponification value	Iodine value
Animal origin						
Butterfat	20–23	0.91 ^{40°C} _{15°C}	1.45 ^{40°C}	0.5–35	210–230	26–38
Chicken fat	21–27	0.924		1.2	193–205	66–72
Cod-liver oil	–3	0.92–0.93	1.481 ^{25°C}	5.6	171–189	137–166
Deer fat		0.96–0.97		0.8–5.3	195–200	26–36

TABLE 10.7 Constants of Fats and Oils (*Continued*)

Fat or oil	Solidification point, °C	Specific gravity (15°C/15°C)	Refractive index	Acid value	Saponification value	Iodine value
<i>Animal origin (continued)</i>						
Dolphin	-3 to +5	0.91-0.93		2-12	203 (body); 290 (jaw)	127 (body); 33 (jaw)
Goat butter		0.91-0.94 ^{38°C}			233-236	25-37
Goose fat	22-24	0.92-0.93 ^{38°C}		0.6	191-193	58-67
Herring oil		0.92-0.94	1.4610 ^{60°C}	1.8-44	170-194	102-149
Horse fat	20-45	0.92-0.93		0-2.4	195-200	75-86
Human fat	15	0.903	1.460		193-200	57-73
Lard oil	-2 to +4	0.913-0.915	1.462	0.1-2.5	193-198	63-79
Lard oil, fatty tissue	27-30	0.93-0.94	1.462	0.5-0.8	195-203	47-67
Menhaden oil	-5	0.92-0.93	1.465 ^{60°C}	3-12	189-193	148-185
Neat's-foot oil	-2 to +10	0.91-0.92	1.464 ^{25°C}	0.1-0.6	193-199	58-75
Porpoise, body oil	-16	0.926		1.2	203	127
Rabbit fat	17-23	0.93-0.94		1.4-7.2	199-203	70-100
Sardine oil	20-22	0.92-0.93	1.466 ^{60°C}	4-25	188-196	130-152
Seal	3	0.915-0.926		1.9-40	188-196	130-152
Shark		0.916-0.919			157-164	115-139
Sperm oil	15.5	0.878-0.884		13	120-137	80-84
Tallow, beef	31-38	0.895		0.25	196-200	35-42
Tallow, mutton	32-41	0.937-0.953	1.457 ^{40°C}	2-14	195-196	48-61
Whale oil	-2 to 0	0.917-0.924	1.460 ^{60°C}	1.9	160-202	90-146
<i>Plant origin</i>						
Acorn	-10	0.916			199	100
Almond	-20 to -15	0.914-0.921		0.5-3.5	183-208	93-103
Babassu oil	22-26	0.893 ^{60°C}	1.443 ^{60°C}		247	16
Beechnut oil	-17	0.922			191-196	97-111

TABLE 10.7 Constants of Fats and Oils (*Continued*)

Fat or oil	Solidification point, °C	Specific gravity (15°C/15°C)	Refractive index	Acid value	Saponification value	Iodine value
<i>Plant origin (continued)</i>						
Castor oil	-18 to -17	0.960-0.967	1.477	0.1-0.8	175-183	84
Chaulmoogra oil, USP	< -25	0.950 ^{25°C}			196-213	98-110
Chinese vegetable tallow	24-34	0.918-0.922		2.4	179-206	23-41
Cocoa butter	21.5-23	0.964-0.974	1.457 ^{40°C}	1.1-1.9	193-195	33-42
Coconut oil	14-22	0.926	1.449 ^{40°C}	2.5-10	153-262	6-10
Corn (maize) oil	-20 to -10	0.921-0.928	1.473 ^{40°C}	1.4-2.0	187-193	111-128
Cottonseed oil	-13 to +12	0.918 ^{25°C} 0.915 ^{25°C}	1.474 ^{40°C}	0.6-0.9	194-196	103-111
Hazelnut oil	-18 to -17	0.917			191-197	87
Hemp-seed oil	-28 to -15	0.928-0.934		0.45	190-195	145-162
Linseed oil	-27 to -19	0.930-0.938	1.478 ^{25°C}	1-3.5	188-195	175-202
Mustard, black, oil	16	0.918-0.921	1.475 ^{40°C}	5.7-7.3	173-175	99-110
Neem oil	-3	0.917	1.462 ^{40°C}		195	71
Niger-seed oil		0.925	1.471 ^{40°C}		190	129
Oiticica oil		0.974 ^{25°C}				140-180
Olive oil	-6	0.914-0.918	1.468 ^{40°C}	0.3-1.0	185-196	79-88
Palm oil	35-42	0.915	1.458 ^{40°C}	10	200-205	49-59
Palm kernel oil	24	0.918-0.925	1.457 ^{40°C}	0.3-0.6	220-231	26-32
Peanut oil	3	0.917-0.926	1.469 ^{40°C}	0.8	186-194	88-98
Perilla oil		0.930-0.937	1.481 ^{25°C}		188-194	185-206
Pistachio-nut oil	-10 to -5	0.913-0.919			191	83-87
Poppy-seed oil	-18 to -16	0.924-0.926	1.469 ^{40°C}	2.5	193-195	128-141
Pumpkin-seed oil	-15	0.923-0.925			188-193	121-130
Rapeseed oil	-10	0.913-0.917	1.471 ^{40°C}	0.36-1.0	168-179	94-105
Safflower oil	-18 to -13	0.925-0.928	1.462 ^{60°C}	0.6	188-203	122-141
Sesame oil	-6 to -4	0.919 ^{25°C} 0.915 ^{25°C}	1.465 ^{40°C}	9.8	188-193	103-117
Soybean oil	-16 to -10	0.924-0.927	1.473 ^{40°C}	0.3-1.8	189-194	122-134
Sunflower-seed oil	-17	0.924-0.926	1.469 ^{40°C}	11.2	188-193	129-136
Tung oil	-2.5	0.94-0.95	1.517 ^{25°C}	2	190-197	163-171
White-mustard-seed oil	-16 to -8	0.912-0.916		5.4	171-174	94-98
Wheat-germ oil						125

TABLE 10.8 Constants of Waxes

Wax	Melting point, °C	Specific gravity (15°C/15°C)	Refractive index	Acid value	Saponification value	Iodine value
Bamboo leaf	79–80	0.961 ^{25°C}		14–15	43–44	7.8
Bayberry (myrtle)	47–49	0.99	1.436 ^{80°C}	3–4	205–212	4–9.5
Beeswax, ordinary	62–66	0.95–0.97	1.44–1.48 ^{40°C}	17–21	88–100	8–11
Beeswax, East Indian	61–67	0.95–0.97	1.44 ^{40°C}	5–10.5	87–117	4–10.5
Beeswax, white, USP	61–69	0.95–0.98	1.45–1.47 ^{65°C}	17–24	90–96	7–11
Candelilla	73–77	0.98–0.99	1.45–1.46 ^{85°C}	19–24	55–64	14–20
Cape berry	40–45	1.01	1.45 ^{45°C}	2.5–4.0	211–215	0.5–2.5
Caranda	80–85	0.99–1.00		5.0–9.5	64–79	8–9
Carnauba, No. 1 yellow	86–88	0.99–1.00		1.5–2.5	75–86	
Carnauba, No. 3, crude	86–90	0.99–1.01		3.0–8.5	75–89	
Carnauba, No. 3, refined	86–89	0.96–0.97	1.47 ^{40°C}	3.0–5.0	76–85	7–13.5
Castor oil, hydrogenated	83–88	0.98–0.99 ^{20°C}		1.0–5.0	177–181	2.5–8.5
Chinese insect	80–85	0.95–0.97	1.46 ^{40°C}	2–9	78–93	1.0–2.5
Cotton	68–71	0.96		32	71	25
Cranberry	207–218	0.97–0.98		42–59	131–134	44–53
Esparto	75–79	0.985–0.995		22–27	58–73	7–15
Flax	61–70	0.91–0–0.99		17–48	37–102	22–29
Japan	49–56	0.97–1.00		4–15	210–235	4–15
Jojoba	11–12	0.86–0.90 ^{25°C}	1.465 ^{25°C}	0.2–0.6	92–95	82–88

TABLE 10.8 Constants of Waxes (*Continued*)

Wax	Melting point, °C	Specific gravity (15°C/15°C)	Refractive index	Acid value	Saponification value	Iodine value
Microcrystalline, amber	64–91	0.91–0.94	1.42–1.45 ^{80°C}	0	0	0
Microcrystalline, white	71–89	0.93–0.94	1.441 ^{80°C}	0	0	0
Montan, crude	76–86	1.01–1.02 ^{25°C}		22–31	59–92	14–18
Montan, refined	77–84	1.02–1.04		23–45	72–115	10–14
Ouricury	86–89	0.99–1.01		12–19	88–96	6.9–7.8
Ozokerite	56–82	0.90–1.00		0	0	4–8
Palm	74–86	0.99–1.05		5–11	64–104	9–17
Paraffin, American	49–63	0.896–0.925	1.44–1.48 ^{80°C}	0	0	0
Shellac	79–82	0.97–0.98		12–24	64–83	6–9
Sisal hemp	74–81	1.007–1.010		16–19	56–58	28–29
Spermaceti	41–49	0.905–0.960		0.5–3.0	121–135	2.5–8.5
Sugarcane, refined	76–82	0.96–0.98	1.51 ^{25°C}	8–23	55–70	13–29
Wool	38–40	0.97	1.48 ^{40°C}	6–22	82–130	15–47

SECTION 11

PRACTICAL LABORATORY INFORMATION

11.1	COOLING	11.3
Table 11.1	Cooling Mixtures	11.3
Table 11.2	Molecular Lowering of the Melting or Freezing Point	11.4
11.2	DRYING AND HUMIDIFICATION	11.5
Table 11.3	Drying Agents	11.5
Table 11.4	Solutions for Maintaining Constant Humidity	11.6
Table 11.5	Concentration of Solutions of H ₂ SO ₄ , NaOH, and CaCl ₂ Giving Specified Vapor Pressures and Percent Humidities at 25°C	11.7
Table 11.6	Relative Humidity from Wet and Dry Bulb Thermometer Readings	11.8
Table 11.7	Relative Humidity from Dew Point Readings	11.9
11.3	BOILING POINTS AND HEATING BATHS	11.10
Table 11.8	Organic Solvents Arranged by Boiling Points	11.10
Table 11.9	Molecular Elevation of the Boiling Point	11.13
Table 11.10	Substances Which Can Be Used for Heating Baths	11.15
11.4	SEPARATION METHODS	11.16
Table 11.11	Solvents of Chromatographic Interest	11.16
Table 11.12	Solvents Having the Same Refractive Index and the Same Density at 25°C	11.18
Table 11.13	McReynolds' Constants for Stationary Phases in Gas Chromatography	11.21
11.4.1	McReynolds' Constants	11.26
Table 11.14	Characteristics of Selected Supercritical Fluids	11.26
11.4.2	Chromatographic Behavior of Solutes	11.27
Table 11.15	Typical Performances in HPLC for Various Conditions	11.31
11.4.3	Ion-Exchange (Normal Pressure, Columnar)	11.32
Table 11.16	Guide to Ion-Exchange Resins	11.33
Table 11.17	Relative Selectivity of Various Counter Cations	11.37
Table 11.18	Relative Selectivity of Various Counter Anions	11.38
11.5	GRAVIMETRIC ANALYSIS	11.41
Table 11.19	Gravimetric Factors	11.41
Table 11.20	Elements Precipitated by General Analytical Reagents	11.67
Table 11.21	Cleaning Solutions for Fritted Glassware	11.69
Table 11.22	Common Fluxes	11.70
Table 11.23	Membrane Filters	11.70
Table 11.24	Porosities of Fritted Glassware	11.71
Table 11.25	Tolerances for Analytical Weights	11.71
Table 11.26	Heating Temperatures, Composition of Weighing Forms, and Gravimetric Factors	11.72
11.6	VOLUMETRIC ANALYSIS	11.74
11.6.1	Acid-Base Titrations in Aqueous Media	11.74
Table 11.27	Primary Standards for Aqueous Acid-Base Titrations	11.74
Table 11.28	Titrimetric (Volumetric) Factors	11.76
11.6.2	Titrimetric (Volumetric) Factors for Acid-Base Titrations	11.82
11.6.3	Standard Volumetric (Titrimetric) Redox Solutions	11.82
11.6.4	Indicators for Redox Titrations	11.83
Table 11.29	Equations for the Redox Determinations of the Elements with Equivalent Weights	11.84

11.6.5	Precipitation Titrations	11.89
11.6.6	Complexometric Titrations	11.89
11.6.7	Masking Agents	11.92
11.6.8	Demasking	11.93
Table 11.30	Standard Solutions for Precipitation Titrations	11.94
Table 11.31	Indicators for Precipitation Titrations	11.95
Table 11.32	Properties and Applications of Selected Metal Ion Indicators	11.96
Table 11.33	Variation of α_4 with pH	11.97
Table 11.34	Formation Constants of EDTA Complexes at 25°C, Ionic Strength Approaching Zero	11.97
Table 11.35	Cumulative Formation Constants of Ammine Complexes at 20°C, Ionic Strength 0.1	11.97
Table 11.36	Masking Agents for Various Elements	11.98
Table 11.37	Masking Agents for Anions and Neutral Molecules	11.100
Table 11.38	Common Demasking Agents	11.100
Table 11.39	Amino Acids pI and pK _a Values	11.102
Table 11.40	Tolerances of Volumetric Flasks	11.102
Table 11.41	Pipet Capacity Tolerances	11.103
Table 11.42	Tolerances of Micropipets (Eppendorf)	11.103
Table 11.43	Buret Accuracy Tolerances	11.103
Table 11.44	Factors for Simplified Computation of Volume	11.104
Table 11.45	Cubical Coefficients of Thermal Expansion	11.105
Table 11.46	General Solubility Rules for Inorganic Compounds	11.105
11.7	LABORATORY SOLUTIONS	11.106
Table 11.47	Concentration of Commonly Used Acids and Bases	11.106
Table 11.48	Standard Stock Solutions	11.107
11.7.1	General Reagents, Indicators, and Special Solutions	11.109
Table 11.49	TLV Concentration Limits for Gases and Vapors	11.121
Table 11.50	Some Common Reactive and Incompatible Chemicals	11.130
Table 11.51	Chemicals Recommended for Refrigerated Storage	11.136
Table 11.52	Chemicals Which Polymerize or Decompose on Extended Refrigeration	11.136
11.8	SIEVES AND SCREENS	11.137
Table 11.53	U.S. Standard Sieve Series	11.137
11.9	THERMOMETRY	11.137
11.9.1	Temperature and Its Measurement	11.137
Table 11.54	Fixed Points in the ITS-90	11.138
11.10	THERMOCOUPLES	11.138
Table 11.55	Thermoelectric Values in Millivolts at Fixed Points for Various Thermocouples	11.140
Table 11.56	Type B Thermocouples: Platinum–30% Rhodium Alloy vs. Platinum–6% Rhodium Alloy	11.142
Table 11.57	Type E Thermocouples: Nickel-Chromium Alloy vs. Copper-Nickel Alloy	11.143
Table 11.58	Type J Thermocouples: Iron vs. Copper-Nickel Alloy	11.144
Table 11.59	Type K Thermocouples: Nickel-Chromium Alloy vs. Nickel-Aluminum Alloy	11.145
Table 11.60	Type N Thermocouples: Nickel–14.2% Chromium–1.4% Silicon Alloy vs. Nickel–4.4% Silicon–0.1% Magnesium Alloy	11.146
Table 11.61	Type R Thermocouples: Platinum–13% Rhodium Alloy vs. Platinum	11.147
Table 11.62	Type S Thermocouples: Platinum–10% Rhodium Alloy vs. Platinum	11.148
Table 11.63	Type T Thermocouples: Copper vs. Copper-Nickel Alloy	11.149
11.11	CORRECTION FOR EMERGENT STEM OF THERMOMETERS	11.150
Table 11.64	Values of <i>K</i> for Stem Correction of Thermometers	11.150

11.1 COOLING

TABLE 11.1 Cooling Mixtures

The table below gives the lowest temperature that can be obtained from a mixture of the inorganic salt with finely shaved dry ice. With the organic substances, dry ice (-78°C) in small lumps can be added to the solvent until a slight excess of dry ice remains or liquid nitrogen (-196°C) can be poured into the solvent until a slush is formed that consists of the solid-liquid mixture at its melting point.

Substance	Quantity of substance, g	Quantity of water, mL	Temperature, $^{\circ}\text{C}$
Ammonium nitrate	100	94	-4.0
Sodium nitrate	75	100	-5.3
Sodium thiosulfate 5-water	110	100	-8.0
Sodium chloride	36	100	-10.0
Sodium nitrate	50	100	-17.8
Sodium bromide	66	100	-28
Magnesium chloride	85	100	-34
Calcium chloride 6-water	100	81	-40.3
	100	70	-55

Substance	Temperature, $^{\circ}\text{C}$	Substance	Temperature, $^{\circ}\text{C}$
Ethylene glycol	-13	Acetone	-77
1,2-Dichlorobenzene	-17	Ethyl acetate	-84
Carbon tetrachloride	-22.9	2-Butanone	-87
Bromobenzene	-31	Hexane	-95
Methoxybenzene	-37	Methanol	-98
Bis(2-ethoxyethyl) ether	-44	Carbon disulfide	-112
Chlorobenzene	-45	Bromoethane	-119
<i>N</i> -Methylaniline	-57	Pentane	-130
<i>p</i> -Cymene	-68	2-Methylbutane	-160

TABLE 11.2 Molecular Lowering of the Melting or Freezing Point*Cryoscopic constants.*

The cryoscopic constant K_f gives the depression of the melting point ΔT (in degrees Celsius) produced when 1 mol of solute is dissolved in 1000 g of a solvent. It is applicable only to dilute solutions for which the number of moles of solute is negligible in comparison with the number of moles of solvent. It is often used for molecular weight determinations.

$$M_2 = \frac{1000w_2K_f}{w_1 \Delta T}$$

where w_1 is the weight of the solvent and w_2 is the weight of the solute whose molecular weight is M_2 .

Compound	K_f	Compound	K_f
Acetamide	4.04	Diphenylamine	8.60
Acetic acid	3.90	Diphenyl ether	7.88
Acetone	2.40	1,2-Ethanediamine	2.43
Ammonia	0.957	Ethoxybenzene	7.15
Aniline	5.87	Formamide	3.85
Antimony(III) chloride	17.95	Formic acid	2.77
Benzene	5.12	Glycerol	3.3 to 3.7
Benzonitrile	5.34	Hexamethylphosphoramide	6.93
Benzophenone	9.8		
Bicyclohexane	14.52	<i>N</i> -Methylacetamide	6.65
Biphenyl	8.0	2-Methyl-2-butanol	10.4
Borneol	35.8	Methylcyclohexane	14.13
Bornylamine	40.6	Methyl <i>cis</i> -9-octadecenoate	3.4
Butanedinitrile	18.26	2-Methyl-2-propanol	8.37
Camphene	31.08	Naphthalene	6.94
Camphoquinone	45.7	Nitrobenzene	6.852
D -(+)-Camphor	39.7	Octadecanoic acid	4.50
Carbon tetrachloride	29.8	2-Oxohexamethyleneimine	7.30
<i>o</i> -Cresol	5.60	Phenol	7.40
<i>p</i> -Cresol	6.96	Pyridine	4.75
Cyclohexane	20.0	Quinoline	1.95
Cyclohexanol	39.3	Succinonitrile	18.26
Cyclohexylcyclohexane	14.52	Sulfuric acid	1.86
Cyclopentadecanone	21.3	1,1,2,2-Tetrabromoethane	21.7
<i>cis</i> -Decahydronaphthalene	19.47	1,1,2,2-Tetrachloro- 1,2-difluoroethane	37.7
<i>trans</i> -Decahydronaphthalene	20.81	Tetramethylene sulfone	64.1
Dibenz[<i>de,kl</i>]anthracene	25.7	<i>p</i> -Toluidine	5.372
Dibenzyl ether	6.27	Tribromomethane	14.4
1,2-Dibromoethane	12.5	1,3,3-Trimethyl-2-oxabicyclo- [2.2.2.]octane	6.7
Diethyl ether	1.79	Triphenylmethane	12.45
1,2-Dimethoxybenzene	6.38	Water	1.86
<i>N,N</i> -Dimethylacetamide	4.46	<i>p</i> -Xylene	4.3
2,2-Dimethyl-1-propanol	11.0		
Dimethyl sulfoxide	4.07		
1,4-Dioxane	4.63		

11.2 DRYING AND HUMIDIFICATION

TABLE 11.3 Drying Agents

Drying agent	Most useful for	Residual water, mg H ₂ O per liter of dry air (25°C)	Grams water removed per gram of desiccant	Regeneration, °C
Al ₂ O ₃	Hydrocarbons	0.002–0.005	0.2	175 (24 h)
Ba(ClO ₄) ₂ ^a	Inert gas streams	0.6–0.8	0.17	140
BaO	Basic gases: hydrocarbons, aldehydes, alcohols	0.0007–0.003	0.12	1000
CaC ₂ ^b	Ethers		0.56	Impossible
CaCl ₂ ^c	Inert organics	0.1–0.2	0.15 (1 H ₂ O) 0.30 (2 H ₂ O)	250
CaH ₂ ^d	Hydrocarbons, ethers, amines, esters, higher alcohols	1 × 10 ⁻⁵	0.85	Impossible
CaO	Ethers, esters, alcohols, amines	0.01–0.003	0.31	Difficult, 1000
CaSO ₄	Most organic substances	0.005–0.07	0.07	225
Dow Desiccant 812 ^e	Most materials	(5–200 ppm)		No
K ₂ CO ₃	Most materials except acids and phenols		0.16	158
KOH	Amines	0.01–0.9		Impossible
LiAlH ₄ ^f	Hydrocarbons		1.9	Impossible
Mg(ClO ₄) ₂ ^a	Gas streams	0.0005–0.002	0.24	250 (high vacuum)
MgO	All but acidic compounds	0.008	0.45	800
MgSO ₄	Most organic compounds	1–12	0.15–0.75	Not feasible
Molecular sieves: 4X	Molecules with effective diameter >4Å	0.001	0.18	250
5X	Molecules with effective diameter >5Å	0.001	0.18	250
9.5% Na-Pb alloy ^d	Hydrocarbons, ethers	(For solvents only)	0.08	Impossible
Na ₂ SO ₄	Ketones, acids, alkyl and aryl halides	12	1.25	150
P ₂ O ₅	Gas streams; not suitable for alcohols, amines, ketones, or amines	2 × 10 ⁻⁵	0.5	Not feasible
Silica gel	Most organic amines	0.002–0.07	0.2	200–350
Sulfuric acid	Air and inert gas streams	0.003–0.008	Indefinite	Not feasible

^a May form explosive mixtures when contacting organic material. ^b Explosive C₂H₂ formed. ^c Slow in drying action.

^d H₂ formed. ^e Used as column drying of organic liquids. ^f Strong reductant.

A saturated aqueous solution in contact with an excess of a definite solid phase at a given temperature will maintain constant humidity in an enclosed space. Table 11.4 gives a number of salts suitable for this purpose. The aqueous tension (vapor pressure, in millimeters of Hg) of a solution at a given temperature is found by multiplying the decimal fraction of the humidity by the aqueous tension at 100 percent humidity for the specific temperature. For example, the aqueous tension of a saturated solution of NaCl at 20°C is $0.757 \times 17.54 = 13.28$ mmHg and at 80°C it is $0.764 \times 355.1 = 271.3$ mmHg.

TABLE 11.4 Solutions for Maintaining Constant Humidity

Solid Phase	% Humidity at Specified Temperatures (°C)						
	10	20	25	30	40	60	80
K ₂ Cr ₂ O ₇			98.0				
K ₂ SO ₄	98	97	97	96	96	96	
KNO ₃	95	93	92.5	91	88	82	
KCl	88	85.0	84.3	84	81.7	80.7	79.5
KBr		84	80.7		79.6	79.0	79.3
NaCl	76	75.7	75.3	74.9	74.7	74.9	76.4
NaNO ₃			73.8	72.8	71.5	67.5	65.5
NaNO ₂		66	65	63.0	61.5	59.3	58.9
NaBr · 2H ₂ O		57.9	57.7		52.4	49.9	50.0
Na ₂ Cr ₂ O ₇ · 2H ₂ O	58	55	54		53.6	55.2	56.0
Mg(NO ₃) ₂ · 6H ₂ O	57	55	52.9	52	49	43	
K ₂ CO ₃ · 2H ₂ O	47	44	42.8		42		
MgCl ₂ · 6H ₂ O	34	33	33.0	33	32	30	
KF · 2H ₂ O				27.4	22.8	21.0	22.8
KC ₂ H ₃ O ₂ · 1.5H ₂ O	24	23	22.5	22	20		
LiCl · H ₂ O	13	12	10.2	12	11	11	
KOH	13	9	8	7	6	5	
100% Humidity: Aqueous Tension (mm Hg)	9.21	17.54	23.76	31.82	55.32	149.4	355.1

TABLE 11.5 Concentrations of Solutions of H₂SO₄, NaOH, and CaCl₂ Giving Specified Vapor Pressures and Percent Humidities at 25°C

Percent humidity	Aqueous tension, mmHg	H ₂ SO ₄		NaOH		CaCl ₂	
		Molality	Weight %	Molality	Weight %	Molality	Weight %
100	23.76	0.00	0.00	0.00	0.00	0.00	0.00
95	22.57	1.263	11.02	1.465	5.54	0.927	9.33
90	21.38	2.224	17.91	2.726	9.83	1.584	14.95
85	20.19	3.025	22.88	3.840	13.32	2.118	19.03
80	19.00	3.730	26.79	4.798	16.10	2.579	22.25
75	17.82	4.398	30.14	5.710	18.60	2.995	24.95
70	16.63	5.042	33.09	6.565	20.80	3.400	27.40
65	15.44	5.686	35.80	7.384	22.80	3.796	29.64
60	14.25	6.341	38.35	8.183	24.66	4.188	31.73
55	13.07	7.013	40.75	8.974	26.42	4.581	33.71
50	11.88	7.722	43.10	9.792	28.15	4.990	35.64
45	10.69	8.482	45.41	10.64	29.86	5.431	37.61
40	9.50	9.304	47.71	11.54	31.58	5.912	39.62
35	8.31	10.21	50.04	12.53	33.38	6.478	41.83
30	7.13	11.25	52.45	13.63	35.29	7.183	44.36
25	5.94	12.47	55.01	14.96	37.45		
20	4.75	13.94	57.76	16.67	40.00		
15	3.56	15.81	60.80	19.10	43.32		
10	2.38	18.48	64.45	23.05	47.97		
5	1.19	23.17	69.44				

Concentrations are expressed in percentage of anhydrous solute by weight.

Source: Stokes and Robinson, *Ind. Eng. Chem.* **41**:2013 (1949).

TABLE 11.6 Relative Humidity from Wet and Dry Bulb Thermometer Readings

Dry bulb temperature, °C	Wet bulb depression, °C											
	0.5	1.0	1.5	2.0	2.5	3.0	3.5	4.0	4.5	5.0	5.5	6.0
	Relative humidity, %											
-10	83	67	51	35	19							
-5	88	76	64	52	41	29	18	7				
0	91	81	72	64	55	46	38	29	21	13	5	
2	91	84	76	68	60	52	44	37	29	22	14	7
4	92	85	78	71	63	57	49	43	36	29	22	16
6	93	86	79	73	66	60	54	48	41	35	29	24
8	93	87	81	75	69	63	57	51	46	40	35	29
10	94	88	82	77	71	66	60	55	50	44	39	34
12	94	89	83	78	73	68	63	58	53	48	43	39
14	95	90	85	79	75	70	65	60	56	51	47	42
16	95	90	85	81	76	71	67	63	58	54	50	46
18	95	91	86	82	77	73	69	65	61	57	53	49
20	96	91	87	83	78	74	70	66	63	59	55	51
22	96	92	87	83	80	76	72	68	64	61	57	54
24	96	92	88	84	80	77	73	69	66	62	59	56
26	96	92	88	85	81	78	74	71	67	64	61	58
28	96	93	89	85	82	78	75	72	69	65	62	59
30	96	93	89	86	83	79	76	73	70	67	64	61
35	97	94	90	87	84	81	78	75	72	69	67	64
40	97	94	91	88	85	82	80	77	74	72	69	67

Dry bulb temperature, °C	Wet bulb depression, °C											
	6.5	7.0	7.5	8.0	8.5	9.0	10.0	11.0	12.0	13.0	14.0	15.0
	Relative humidity, %											
4	9											
6	17	11	5									
8	24	19	14	8								
10	29	24	20	15	10	6						
12	34	29	25	21	16	12	5					
14	38	34	30	26	22	18	10					
16	42	38	34	30	26	23	15	8				
18	45	41	38	34	30	27	20	14	7			
20	48	44	41	37	34	31	24	18	12	6		
22	50	47	44	40	37	34	28	22	17	11	6	
24	53	49	46	43	40	37	31	26	20	15	10	5
26	54	51	49	46	43	40	34	29	24	19	14	10
28	56	53	51	48	45	42	37	32	27	22	18	13
30	58	55	52	50	47	44	39	35	30	25	21	17
32	60	57	54	51	49	46	41	37	32	28	24	20
34	61	58	56	53	51	48	43	39	35	30	26	23
36	62	59	57	54	52	50	45	41	37	33	29	25
38	63	61	58	56	54	51	47	43	39	35	31	27
40	64	62	59	57	54	53	48	44	40	36	33	29

TABLE 11.7 Relative Humidity from Dew Point Readings

Depression of dew point, °C	Dew point reading, °C				
	− 10	0	10	20	30
	Relative humidity, %				
0.5	96	96	96	96	97
1.0	92	93	94	94	94
1.5	89	89	90	91	92
2.0	86	87	88	88	89
3.0	79	81	82	83	84
4.0	73	75	77	78	80
5.0	68	70	72	74	75
6.0	63	66	68	70	71
7.0	59	61	63	66	68
8.0	54	57	60	62	64
9.0	51	53	56	58	61
10.0	47	50	53	55	57
11.0	44	47	49	52	
12.0	41	44	47	49	
13.0	38	41	44	46	
14.0	35	38	41	44	
15.0	33	36	39	42	
16.0	31	34	37	39	
18.0	27	30	33	35	
20.0	24	26	29	32	
22.0	21	23	26		
24.0	18	21	23		
26.0	16	18	21		
28.0	14	16	19		
30.0	12	14	17		

11.3 BOILING POINTS AND HEATING BATHS

TABLE 11.8 Organic Solvents Arranged by Boiling Points

Name	BP, °C	Name	BP, °C
Ethylene oxide	10.6	1-Propanol	97.2
Chloroethane	12.3	Heptane	98.4
Furan	31.4	1-Chloro-3-methylbutane	99
Methyl formate	31.5	Ethyl propionate	99.1
Diethyl ether	34.6	2-Butanol	99.6
Propylene oxide	34.5	Formic acid	100.8
Pentane	36.1	Methylcyclohexane	100.9
Bromoethane	38.4	1,4-Dioxane	101.2
Dichloromethane	39.8	Nitromethane	101.2
Dimethoxymethane	42.3	Propyl acetate	101.5
Carbon disulfide	46.3	2-Pentanone	101.7
1-Isopropoxy-2-propanol	47.9	3-Pentanone	102.0
Ethyl formate	54.2	2-Methyl-2-butanol	102.0
Acetone	56.2	1,1-Diethoxyethane	102.7
Methyl acetate	56.3	Butyl formate	106.6
1,1-Dichloroethane	57.3	2-Methyl-1-propanol	107.9
Dichloroethylene	60.6	Toluene	110.6
Chloroform	61.2	<i>sec</i> -Butyl acetate	112.3
Methanol	64.7	1,1,2-Trichloroethane	113.5
Tetrahydrofuran	66.0	Nitroethane	114.1
Diisopropyl ether	68.0	Pyridine	115.2
Hexane	68.7	3-Pentanol	115.6
1-Chloro-2-methylpropane	68.9	4-Methyl-2-pentanone	115.7
1,1,1-Trichloroethane	74.0	1-Chloro-2,3-epoxypropane	116.1
1,3-Dioxolane	74–75	1-Butanol	117.7
Carbon tetrachloride	76.7	Acetic acid	117.9
Ethyl acetate	77.1	Isobutyl acetate	118.0
1-Chlorobutane	77.9	2-Pentanol	119.3
Ethanol	78.3	1-Bromo-3-methylbutane	119.7
2-Butanone	79.6	1-Methoxy-2-propanol	120.1
2-Methyltetrahydrofuran	80.0	2-Nitropropane	120.3
Benzene	80.1	Tetrachloroethylene	121.1
Cyclohexane	80.7	Ethyl butyrate	121.6
Propyl formate	80.9	3-Hexanone	123
Acetonitrile	81.6	2,4-Dimethyl-3-pentanone	124
2-Propanol	82.4	2-Methoxyethanol	124.6
1,1,-Dimethylethanol	82.4	Octane	125.7
Cyclohexene	83.0	Butyl acetate	126.1
Diisopropylamine	83.5	Diethyl carbonate	126.8
1,2-Dichloroethane	83.7	2-Hexanone	127.2
Thiophene	84.2	1-Chloro-2-propanol	127.4
Trichloroethylene	87.2	2-Chloroethanol	128.6
Isopropyl acetate	88.2	3-Methyl-1-penten-2-one	129.5
1-Bromo-2-methylpropane	91.5	1-Nitropropane	131.2
2,5-Dimethylfuran	93–94	Chlorobenzene	131.7
Ethyl chloroformate	94	1,2-Dibromoethane	131.7
Allyl alcohol	96.6	4-Methyl-2-pentanol	131.7
1,2-Dichloropropane	96.8		

TABLE 11.8 Organic Solvents Arranged by Boiling Points (*Continued*)

Name	BP, °C	Name	BP, °C
3-Methyl-1-butanol	132.0	2-Octanol	179
Cyclohexylamine	134.8	1,2-Dichlorobenzene	180.4
2-Ethoxyethanol	134.8	Ethyl acetoacetate	180.8
Ethylbenzene	136.2	Phenol	181.8
1-Pentanol	138	2-Ethyl-1-hexanol	184.3
<i>p</i> -Xylene	138.4	Aniline	184.4
<i>m</i> -Xylene	139.1	Benzyl ethyl ether	185.0
Acetic anhydride	140.0	Diethyl oxalate	185.4
2,4-Pentanedione	140.6	1,2-Propanediol	188
Isopentyl acetate	142	Bis(2-ethoxyethyl) ether	188.4
Dibutyl ether	142.4	Dimethyl sulfoxide	189.0
4-Heptanone	143.7	1,2-Ethanediol diacetate	190.2
<i>o</i> -Xylene	144.4	Benzonitrile	191.0
2-Methoxyethyl acetate	144.5	2,5-Hexanedione	191.4
1,1,2,2-Tetrachloroethane	146.3	2-(2-Methoxyethoxy)-ethanol	194.1
3-Heptanone	147.8	<i>N,N</i> -Dimethylaniline	194.2
Tribromomethane	149.6	1-Octanol	195.2
Nonane	150.8	1,2-Ethanediol	197.3
2-Heptanone	151	Diethyl malonate	199.3
Isopropylbenzene	152.4	Methyl benzoate	199.5
<i>N,N</i> -Dimethylformamide	153.0	<i>o</i> -Toluidine	200.4
Methoxybenzene	153.8	<i>p</i> -Toluidine	200.6
Ethyl lactate	154.5	2-(2-Ethoxyethoxy)-ethanol	202
Cyclohexanone	155.7	Acetophenone	202.1
Bromobenzene	156.2	1,2-Dibutoxyethane	203.6
1,2,3-Trichloropropane	156.9	1-Phenylethanol	203.9
1-Hexanol	157.5	<i>m</i> -Toluidine	203.4
Propylbenzene	159.2	Benzyl alcohol	205.5
Cyclohexanol	161.1	Camphor	207
Bis(2-methoxyethyl)ether	160	1,3-Butanediol	207.5
Isopentyl propionate	160.2	1,2,3,4-Tetrahydro-naphthalene	207.6
2-Heptanol	160.4	γ -Valerolactone	207–208
Pentachloroethane	160.5	<i>o</i> -Chloroaniline	208.8
2-Furaldehyde	161.8	Nitrobenzene	210.8
2,6-Dimethyl-4-heptanone	168.1	Ethyl benzoate	212.4
4-Hydroxy-4-methyl-2-pentanone	169.2	3,5,5-Trimethylcyclohex-2-en-1-one	215.2
2-Furanmethanol	170.0	Naphthalene	217.7
Ethoxybenzene	170	2-(2-Ethoxyethoxy)ethyl acetate	218.5
2-Butoxyethanol	170.2	Acetamide	221.2
Diisopentyl ether	173.4	Methyl salicylate	223.0
Decane	174.2	Diethyl maleate	225.3
1,3-Dichloro-2-propanol	174.3	1,4-Butanediol	230
Cyclohexyl acetate	174–175	Propyl benzoate	231.2
1-Heptanol	175.8	1-Decanol	230.2
Furfuryl acetate	175–177	Phenylacetone nitrile	233.5
1,3,3-Trimethyl-2-oxabicyclo[2.2.2]octane	177.4	Quinoline	237
4-Isopropyl-1-methylbenzene	177.1	Tributyl borate	238.5
Isopentyl butyrate	178.6	Propylene carbonate	240
Bis(2-chloroethyl) ether	178.8		

TABLE 11.8 Organic Solvents Arranged by Boiling Points (*Continued*)

Name	BP, °C	Name	BP, °C
2-Phenoxyethanol	240	Isopentyl salicylate	277–278
Bis(2-hydroxyethyl) ether	245	1-Bromonaphthalene	281.1
Dibutyl oxalate	245.5	Dimethyl <i>o</i> -phthalate	283.7
Butyl benzoate	250	2,2'-(Ethylenedioxy)- bisethanol	285
1,2,3-Propanetriol triacetate	258–259	Glycerol	290
1-Chloronaphthalene	259.3	Diethyl <i>o</i> -phthalate	295
Isopentyl benzoate	262	Benzyl benzoate	323.5
<i>trans</i> -Ethyl cinnamate	271.0	Dibutyl <i>o</i> -phthalate	340.0
Bis[2-(methoxyethoxy)- ethyl]ether	275.3	Dibutyl decanedioate	344–345
1-Methoxy-2-nitrobenzene	277		

TABLE 11.9 Molecular Elevation of the Boiling Point*Ebullioscopic constants.*

Molecular weights can be determined with the relation:

$$M = E_b \frac{1000 w_2}{w_1 \Delta T_b}$$

where ΔT_b is the elevation of the boiling point brought about by the addition of w_2 grams of solute to w_1 grams of solvent and E_b is the ebullioscopic constant. In the column headed "Barometric correction" is the number of degrees for each millimeter of difference between the barometric reading and 760 mmHg to be subtracted from E_b if the pressure is lower, or added if higher, than 760 mm. In general, the effect is within experimental error if the pressure is within 10 mm of 760 mm.

The ebullioscopic constant, a characteristic property of the solvent, may be calculated from the relation:

$$E_b = \frac{RT_b^2 M}{\Delta_{vap} H}$$

where R is the molar gas constant, M is the molar mass of the solvent, and $\Delta_{vap} H$ the molar enthalpy (heat) of vaporization of the solvent.

Compound	Barometric correction	E_b , °C kg · mol ⁻¹
Acetic acid	0.0008	3.22
Acetic anhydride		3.79
Acetone	0.0004	1.80
Acetonitrile		1.44
Acetophenone		5.81
Aniline	0.0009	3.82
Benzaldehyde		4.24
Benzene	0.0007	2.64
Benzonitrile		4.02
Bromobenzene	0.0016	6.35
Bromoethane		1.73
1-Butanol		2.17
2-Butanone		2.28
<i>cis</i> -2-Butene-1,4-diol		2.73
D-(+)-Camphor	0.0015	4.91
Carbon disulfide	0.0006	2.42
Carbon tetrachloride	0.0013	5.26
Chlorobenzene	0.0011	4.36
1-Chlorobutane		3.13
Chloroethane		1.77
Chloroform	0.0009	3.80
Cyclohexane	0.0007	2.92
Cyclohexanol		3.5
Decane		6.10
1,2-Dibromomethane	0.0016	6.01
1,1-Dichloroethane		3.13
1,2-Dichloroethane		3.27
Dichloromethane		2.42
Diethyl ether	0.0005	2.20
Diethyl sulfide		3.14
Dimethoxymethane		2.12
<i>N,N</i> -Dimethylacetamide		3.22
Dimethyl sulfide		1.85
Dimethyl sulfoxide		3.22

TABLE 11.9 Molecular Elevation of the Boiling Point (*Continued*)

Compound	Barometric correction	E_b , °C kg · mol ⁻¹
1,4-Dioxane		3.00
Ethanol	0.0003	1.22
Ethoxybenzene		4.90
Ethyl acetate	0.0007	2.82
Ethylene glycol		2.26
Formic acid		2.36
Glycerol		6.52
Heptane	0.0008	3.62
Hexane		2.90
2-Hydroxybenzaldehyde		5.87
Iodoethane		5.27
Iodomethane		4.31
4-Isopropyl-1-methylbenzene		5.92
Methanol	0.0002	0.86
Methoxybenzene		4.20
Methyl acetate	0.0005	2.21
<i>N</i> -Methylaniline		4.3
2-Methyl-2-butanol		2.64
3-Methyl-1-butanol		2.88
3-Methylbutyl acetate		4.83
<i>N</i> -Methylformamide		2.2
Methyl formate		1.66
2-Methyl-1-propanol		2.14
2-Methyl-2-propanol		1.99
Naphthalene	0.0014	5.94
Nitrobenzene		5.24
Nitroethane		2.46
Nitromethane		2.09
Octane		4.39
1-Octanol		5.06
Pentyl acetate		4.71
Phenol	0.0009	3.54
Piperidine		3.21
Propanoic acid		3.27
1-Propanol		1.66
2-Propanol		1.58
Propionitrile		1.97
Pyridine		2.83
Pyrrole		2.33
Pyrrolidine		2.32
Quinoline		5.62
Tetrachloroethylene		6.18
Tetrachloromethane		5.26
1,2,3,4-Tetrahydronaphthalene		5.58
Toluene	0.0008	3.40
<i>p</i> -Toluidine		4.51
Trichloroethylene		4.52
Trichloromethane	0.0009	3.80
1,1,2-Trichloro-1,2,2-trifluoroethane		5.93
Triethylamine		3.57
Water	0.0001	0.512
<i>o</i> -Xylene		4.25

TABLE 11.10 Substances Which Can Be Used for Heating Baths

Medium	Melting point, °C	Boiling point, °C	Useful range, °C	Flash point, °C	Comments
Water	0	100	0–100	None	Ideal
Silicone oil	–50	—	30–250	315	Somewhat viscous at low temperature
Triethylene glycol	–7	285	0–250	165	Noncorrosive
Glycerol	18	290	–20 to 260	160	Water-soluble, nontoxic
Paraffin	50	—	60–300	199	Flammable
Dibutyl <i>o</i> -phthalate	–35	340	150–320	171	Generally used

11.4 SEPARATION METHODS

TABLE 11.11 Solvents of Chromatographic Interest

Solvent	Boiling point, °C	Solvent strength parameter		Viscosity, $\text{mN} \cdot \text{s} \cdot \text{m}^{-2}$ (20°C)	Refractive index (20°C)	UV cutoff, nm
		e° (SiO ₂)	e° (Al ₂ O ₃)			
Fluoroalkanes			-0.25		1.25	
Pentane	36	0.0	0.0	0.24 ^{15°C}	1.358	210
Hexane	69	0.0	0.0	0.31	1.375	210
2,2,4-Trimethylpentane	99		0.01	0.50	1.392	215
Decane	174		0.04	0.93	1.412	210
Cyclohexane	81	-0.05	0.04	0.98	1.426	210
Cyclopentane	49		0.05	0.44	1.407	210
Diisobutylene	101		0.06		1.411	
1-Pentene	30		0.08	0.24 ^{0°C}	1.371	
Carbon disulfide	46	0.14	0.15	0.36	1.626	380
Carbon tetrachloride	77	0.14	0.18	0.97	1.466	265
1-Chlorobutane	78		0.26	0.43	1.402	220
1-Chloropentane	98		0.26	0.58	1.412	225
<i>o</i> -Xylene	144		0.26	0.81	1.505	290
Diisopropyl ether	68		0.28	0.38 ^{25°C}	1.369	220
2-Chloropropane	35		0.29	0.33	1.378	225
Toluene	111		0.29	0.59	1.497	286
1-Chloropropane	47		0.30	0.35	1.389	225
Chlorobenzene	132		0.40	0.80	1.525	
Benzene	80	0.25	0.32	0.65	1.501	280
Bromoethane	38		0.37	0.40	1.424	

TABLE 11.11 Solvents of Chromatographic Interest *Continued*

Solvent	Boiling point, °C	Solvent strength parameter		Viscosity, mN · s · m ⁻² (20°C)	Refractive index (20°C)	UV cutoff, nm
		e° (SiO ₂)	e° (Al ₂ O ₃)			
Diethyl ether	35	0.38	0.38	0.25	1.353	218
Diethyl sulfide	92		0.38	0.45	1.443	290
Chloroform	62	0.26	0.40	0.57	1.443	245
Dichloromethane	41		0.42	0.44	1.425	235
4-Methyl-2-pentanone	116		0.43	0.42 ^{15°C}	1.396	335
Tetrahydrofuran	66		0.45	0.55	1.407	220
1,2-Dichloroethane	84		0.49	0.80	1.445	228
2-Butanone	80		0.51	0.42 ^{15°C}	1.379	330
1-Nitropropane	131		0.53	0.80 ^{25°C}	1.402	380
Acetone	56	0.47	0.56	0.32	1.359	330
1,4-Dioxane	101	0.49	0.56	1.44 ^{15°C}	1.420	215
Ethyl acetate	77	0.38	0.58	0.45	1.372	255
Methyl acetate	56		0.60	0.48 ^{15°C}	1.362	260
1-Pentanol	138		0.61	4.1	1.410	210
Dimethyl sulfoxide	189		0.62	2.47	1.478	265
Aniline	184		0.62	4.40	1.586	
Diethylamine	56		0.63	0.33	1.386	275
Nitromethane	101		0.64	0.67	1.394	380
Acetonitrile	82	0.50	0.65	0.37	1.344	190
Pyridine	115		0.71	0.97	1.510	330
2-Butoxyethanol	170		0.74	3.15 ^{25°C}	1.420	220
1-Propanol	97		0.82	2.25	1.386	210
2-Propanol	82		0.82	2.50	1.377	210
Ethanol	78		0.88	1.20	1.361	210
Methanol	65		0.95	0.59	1.328	210
Ethylene glycol	198		1.11	21.8	1.432	210
Acetic acid	118		large	1.23	1.372	260
Water	100		large	1.00	1.333	191

TABLE 11.12 Solvents Having the Same Refractive Index and the Same Density at 25°C

Solvent 1	Solvent 2	Refractive index		Density, g/mL	
		1	2	1	2
Acetone	Ethanol	1.357	1.359	0.788	0.786
Ethyl formate	Methyl acetate	1.358	1.360	0.916	0.935
Ethanol	Propionitrile	1.359	1.363	0.786	0.777
2,2-Dimethylbutane	2-Methylpentane	1.366	1.369	0.644	0.649
2-Methylpentane	Hexane	1.369	1.372	0.649	0.655
Isopropyl acetate	2-Chloropropane	1.375	1.376	0.868	0.865
3-Butanone	Butyraldehyde	1.377	1.378	0.801	0.799
Butyraldehyde	Butyronitrile	1.378	1.382	0.799	0.786
Dipropyl ether	Butyl ethyl ether	1.379	1.380	0.753	0.746
Propyl acetate	Ethyl propionate	1.382	1.382	0.883	0.888
Propyl acetate	1-Chloropropane	1.382	1.386	0.883	0.890
Butyronitrile	2-Methyl-2-propanol	1.382	1.385	0.786	0.781
Ethyl propionate	1-Chloropropane	1.382	1.386	0.888	0.890
1-Propanol	2-Pentanone	1.383	1.387	0.806	0.804
Isobutyl formate	1-Chloropropane	1.383	1.386	0.881	0.890
1-Chloropropane	Butyl formate	1.386	1.387	0.890	0.888
Butyl formate	Methyl butyrate	1.387	1.391	0.888	0.875
Methyl butyrate	2-Chlorobutane	1.392	1.395	0.875	0.868
Butyl acetate	2-Chlorobutane	1.392	1.395	0.877	0.868
4-Methyl-2-pentanone	Pentanitrile	1.394	1.395	0.797	0.795
4-Methyl-2-pentanone	1-Butanol	1.394	1.397	0.797	0.812
2-Methyl-1-propanol	Pentanitrile	1.394	1.395	0.798	0.795
2-Methyl-1-propanol	2-Hexanone	1.394	1.395	0.798	0.810
2-Butanol	2,4-Dimethyl-3-pentanone	1.395	1.399	0.803	0.805
2-Hexanone	1-Butanol	1.395	1.397	0.810	0.812
Pentanitrile	2,4-Dimethyl-3-pentanone	1.395	1.399	0.795	0.805
2-Chlorobutane	Isobutyl butyrate	1.395	1.399	0.868	0.860
Butyric acid	2-Methoxyethanol	1.396	1.400	0.955	0.960
1-Butanol	3-Methyl-2-pentanone	1.397	1.398	0.812	0.808
1-Chloro-2-methylpropane	Isobutyl butyrate	1.397	1.399	0.872	0.860
1-Chloro-2-methylpropane	Pentyl acetate	1.397	1.400	0.872	0.871
Methyl methacrylate	3-Methyl-2-pentanone	1.398	1.398	0.795	0.808
Triethylamine	2,2,3-Trimethylpentane	1.399	1.401	0.723	0.712
Butylamine	Dodecane	1.399	1.400	0.736	0.746
Isobutyl butyrate	1-Chlorobutane	1.399	1.401	0.860	0.875
1-Nitropropane	Propionic anhydride	1.399	1.400	0.995	1.007
Pentyl acetate	1-Chlorobutane	1.400	1.400	0.871	0.881
Pentyl acetate	Tetrahydrofuran	1.400	1.404	0.871	0.885
Dodecane	Dipropylamine	1.400	1.400	0.746	0.736
1-Chlorobutane	Tetrahydrofuran	1.401	1.404	0.871	0.885
Isopentanoic acid	2-Ethoxyethanol	1.402	1.405	0.923	0.926
Dipropylamine	Cyclopentane	1.403	1.404	0.736	0.740
2-Pentanol	4-Heptanone	1.404	1.405	0.804	0.813
3-Methyl-1-butanol	Hexanonitrile	1.404	1.405	0.805	0.801
3-Methyl-1-butanol	4-Heptanone	1.404	1.405	0.805	0.813
Hexanonitrile	4-Heptanone	1.405	1.405	0.801	0.813
Hexanonitrile	1-Pentanol	1.405	1.408	0.801	0.810
Hexanonitrile	2-Methyl-1-butanol	1.405	1.409	0.801	0.815
4-Heptanone	1-Pentanol	1.405	1.408	0.813	0.810

TABLE 11.12 Solvents Having the Same Refractive Index and the Same Density at 25°C (*Continued*)

Solvent 1	Solvent 2	Refractive index		Density, g/mL	
		1	2	1	2
2-Ethoxyethanol	Pentanoic acid	1.405	1.406	0.926	0.936
2-Heptanone	1-Pentanol	1.406	1.408	0.811	0.810
2-Heptanone	2-Methyl-1-butanol	1.406	1.409	0.811	0.815
2-Heptanone	Dipentyl ether	1.406	1.410	0.811	0.799
2-Pentanol	3-Isopropyl-2-pentanone	1.407	1.409	0.804	0.808
1-Pentanol	Dipentyl ether	1.408	1.410	0.810	0.799
2-Methyl-1-butanol	Dipentyl ether	1.409	1.410	0.815	0.799
Isopentyl isopentanoate	Allyl alcohol	1.410	1.411	0.853	0.847
Dipentyl ether	2-Octanone	1.410	1.414	0.799	0.814
2,4-Dimethyldioxane	3-Chloropentene	1.412	1.413	0.935	0.932
2,4-Dimethyldioxane	Hexanoic acid	1.412	1.415	0.935	0.923
Diethyl malonate	Ethyl cyanoacetate	1.412	1.415	1.051	1.056
3-Chloropentene	Octanoic acid	1.413	1.415	0.932	0.923
2-Octanone	1-Hexanol	1.414	1.416	0.814	0.814
2-Octanone	Octanonitrile	1.414	1.418	0.814	0.810
3-Octanone	3-Methyl-2-heptanone	1.414	1.416	0.830	0.818
3-Methyl-2-heptanone	1-Hexanol	1.415	1.416	0.818	0.814
3-Methyl-2-heptanone	Octanonitrile	1.415	1.418	0.818	0.810
1-Hexanol	Octanonitrile	1.416	1.418	0.814	0.810
Dibutylamine	Allylamine	1.416	1.419	0.756	0.758
Allylamine	Methylcyclohexane	1.419	1.421	0.758	0.765
Butyrolactone	1,3-Propanediol	1.434	1.438	1.051	1.049
Butyrolactone	Diethyl maleate	1.434	1.438	1.051	1.064
2-Chloromethyl-2-propanol	Diethyl maleate	1.436	1.438	1.059	1.064
<i>N</i> -Methylmorpholine	Dibutyl decanedioate	1.436	1.440	0.924	0.932
1,3-Propanediol	Diethyl maleate	1.438	1.438	1.049	1.064
Methyl salicylate	Diethyl sulfide	1.438	1.442	0.836	0.831
Methyl salicylate	1-Butanethiol	1.438	1.442	0.836	0.837
1-Chlorodecane	Mesityl oxide	1.441	1.442	0.862	0.850
Diethylene glycol	Formamide	1.445	1.446	1.128	1.129
Diethylene glycol	Ethylene glycol diglycidyl ether	1.445	1.447	1.128	1.134
Formamide	Ethylene glycol diglycidyl ether	1.446	1.447	1.129	1.134
2-Methylmorpholine	Cyclohexanone	1.446	1.448	0.951	0.943
2-Methylmorpholine	1-Amino-2-propanol	1.446	1.448	0.951	0.961
Dipropylene glycol monoethyl ether	Tetrahydrofurfuryl alcohol	1.446	1.450	1.043	1.050
1-Amino-2-methyl-2-pentanol	2-Butylcyclohexanone	1.449	1.453	0.904	0.901
2-Propylcyclohexanone	4-Methylcyclohexanol	1.452	1.454	0.923	0.908
Carbon tetrachloride	4,5-Dichloro-1,3-dioxolane-2-one	1.459	1.461	1.584	1.591
<i>N</i> -Butyldiethanolamine	Cyclohexanol	1.461	1.465	0.965	0.968
D - α -Pinene	<i>trans</i> -Decahydro-naphthalene	1.464	1.468	0.855	0.867
Propylbenzene	<i>p</i> -Xylene	1.490	1.493	0.858	0.857
Propylbenzene	Toluene	1.490	1.494	0.858	0.860

TABLE 11.12 Solvents Having the Same Refractive Index and the Same Density at 25°C (*Continued*)

Solvent 1	Solvent 2	Refractive index		Density, g/mL	
		1	2	1	2
Phenyl 1-hydroxyphenyl ether	1,3-Dimorpholyl-2-propanol	1.491	1.493	1.081	1.094
Phenetole	Pyridine	1.505	1.507	0.961	0.978
2-Furanmethanol	Thiophene	1.524	1.526	1.057	1.059
<i>m</i> -Cresol	Benzaldehyde	1.542	1.544	1.037	1.041

TABLE 11.13 McReynolds' Constants for Stationary Phases in Gas Chromatography

Stationary phase	Chemical type	Similar stationary phases	Temp., °C		McReynolds' constants					USP code	
			Min	Max	x'	y'	z'	u'	s'		Σ
Boiling-point separation of broad molecular weight range of compounds; nonpolar phases											
Squalane	2,6,10,15,19,23-Hexamethyltetracosane		20	150	0	0	0	0	0	0	
Paraffin oil					9	5	2	6	11	33	
Apiezon® L			50	300	32	22	15	32	42	143	
SPB-1	Poly(dimethylsiloxane)	SA-1, DB-1	-60	320	4	58	43	56	38	199	
SP™-2100	Poly(dimethylsiloxane)	DC-200, SE 30, UC W98, DC 200	0	350	17	57	45	67	43	229	G 9
OV-1	Methylsiloxane gum		100	350	16	55	44	65	42	227	G 2
OV-101	Methylsiloxane fluid		20	350	17	57	45	67	43	234	G 1
SPB-5	1% Vinyl, 5% phenyl methyl polysiloxane	SA-5, DB-5	-60	320	19	74	64	93	62	312	
SE-54	1% Vinyl, 5% phenyl methyl polysiloxane	PTE-5	50	300	19	74	64	93	62	312	G 36
SE-52	5% Phenyl methyl polysiloxane		50	300	32	72	65	98	67	334	G 27
OV-73	5.5% Phenyl methyl polysiloxane	SP-400	0	325	40	86	76	114	85	401	G 27
OV-3	Poly(dimethyldiphenylsiloxane); 90%:10%		0	350	44	86	81	124	88	423	
Dexsil® 300	Carborane—methyl silicone		50	450	47	80	103	148	96	474	G 33
Dexsil® 400	Carborane—methyl-phenyl silicone		50	400	72	108	118	166	123	587	

TABLE 11.13 McReynolds' Constants for Stationary Phases in Gas Chromatography (*Continued*)

Stationary phase	Chemical type	Similar stationary phases	Temp., °C		McReynolds' constants					USP code	
			Min	Max	x'	y'	z'	u'	s'		Σ
Boiling-point separation of broad molecular weight range of compounds; nonpolar phases (<i>continued</i>)											
OV-7	20% Phenyl methyl polysiloxane	DC 550	0	350	69	113	111	171	128	592	
SPB-20	20% Phenyl methyl polysiloxane	SPB-35, SPB-1701, DB-1301	<20	300	67	116	117	174	131	605	
Di-(2-ethylhexyl)-sebacate			-20	125	72	168	108	180	125	653	G 11
DC 550	25% Phenyl methyl polysiloxane		20	225	81	124	124	189	145	663	G 28
Unsaturated hydrocarbons and other compounds of intermediate polarity											
Diisodecyl phthalate			20	150	84	173	137	218	155	767	G 24
OV-11	35% Phenyl methyl polysiloxane		0	350	102	142	145	219	178	786	
OV-1701	Vinyl methyl polysiloxane	SPB-1701, SA-1701, DB-1701	0	250	67	170	152	228	171	789	
Poly-I 110				275	115	194	122	204	202	837	G 37
SP-2250	Poly(phenylmethylsiloxane); 50% phenyl	OV-17, DB-17	0	375	119	158	162	243	202	884	G 3
Dexsil® 410	Carborane—methylcyanoethyl silicone		50	400	72	286	174	249	171	952	
UCON® LB-550-X	Polyalkylene glycol		20	200	118	271	158	243	206	996	
UCON LB-1880-X	Polyalkylene glycol			200	123	275	161	249	212	1020	G 18
Poly-A 103				275	115	331	144	263	214	1072	G 10

TABLE 11.13 McReynolds' Constants for Stationary Phases in Gas Chromatography (*Continued*)

Stationary phase	Chemical type	Similar stationary phases	Temp., °C		McReynolds' constants					USP code	
			Min	Max	<i>x'</i>	<i>y'</i>	<i>z'</i>	<i>u'</i>	<i>s'</i>		Σ
Unsaturated hydrocarbons and other compounds of intermediate polarity (<i>continued</i>)											
OV-22	Poly(diphenyldimethylsiloxane); 65%:35%		0	350	160	188	191	283	253	1075	
Di(2-ethylhexyl) phthalate				150	135	254	213	320	235	1157	G 22
OV-25	Poly(diphenyldimethylsiloxane); 75%:25%		0	350	178	204	208	305	280	1175	G 17
Moderately polar compounds											
DC QF-1			0	250	144	233	355	463	305	1500	
OV-210	50% Trifluoropropylmethylpolysiloxane	SP-2401, DB-210	0	275	146	238	358	468	310	1520	G 6
OV-215	Poly(trifluoropropylmethylsiloxane)		0	275	149	240	363	478	315	1545	
UCON-50-HB-2000	Polyalkylene glycol		0	200	202	394	253	392	341	1582	
Triton® X-100	Octylphenoxy polyethoxy ethanol		0	190	203	399	268	402	362	1634	
UCON 50-HB-5100	Polyglycol		0	200	214	418	278	421	375	1706	
XE-60	Poly(cyanoethylphenylmethylsiloxane)		0	250	204	381	340	493	367	1785	G 26
OV-225	25% Cyanopropyl 25% phenyl methyl polysiloxane	DB-225, DB-23	0	265	228	369	338	492	386	1813	G 19
Ipegal CO-880	Nonylphenoxy poly(ethyleneoxy)ethanol		100	200	259	461	311	482	426	1939	G 31
Triton® X-305	Octylphenoxy polyethoxy ethanol		200	250	262	467	314	488	430	1961	

TABLE 11.13 McReynolds' Constants for Stationary Phases in Gas Chromatography (*Continued*)

Stationary phase	Chemical type	Similar stationary phases	Temp., °C		McReynolds' constants					USP code	
			Min	Max	x'	y'	z'	u'	s'		Σ
Polar compounds											
Hi-EFF-3BP	Neopentylglycol succinate		50	230	272	469	366	539	474	2120	G 21
Carbowax 20M-TPA	Polyethyleneglycol + terephthalic acid		60	250	321	367	368	573	520	2149	G 25
Supelcowax™ 10	Polyethyleneglycol + terephthalic acid	DB-WAX, SA-WAX	50	280	305	551	360	562	484	2262	
SP-1000	Polyethyleneglycol + terephthalic acid		60	220	304	552	359	549	498	2262	
Carbowax 20M Nukol™	Polyethyleneglycol	SP-2300	25	275	322	536	368	572	510	2308	G 16
		SP-1000, FFAP, OV-351			311	572	374	572	520	2349	
Carbowax 3350		Formerly Carbowax 4000	60	200	325	551	375	582	520	2353	G 15
OV-351	Polyethyleneglycol + nitroterephthalic acid	SP-1000	50	270	335	552	382	583	540	2392	
SP-2300	36% Cyanopropyl		25	275	316	495	446	637	530	2424	
Silar 5 CP	50% Cyanopropyl phenyl silicone	SP-2300	0	250	319	495	446	637	531	2428	G 7

TABLE 11.13 McReynolds' Constants for Stationary Phases in Gas Chromatography (*Continued*)

Stationary phase	Chemical type	Similar stationary phases	Temp., °C		McReynolds' constants						USP code
			Min	Max	x'	y'	z'	u'	s'	Σ	
Polar compounds											
FFAP			50	250	340	580	397	602	627	2546	G 35
Hi-EFF-10BP	Phenyldiethanolamine succinate		20	230	386	555	472	674	656	2744	G 21
Carbowax 1450		Formerly 1540	50	175	371	639	453	666	641	2770	G 14
SP-2380					402	629	520	744	623	2918	
SP-2310	55% Cyanopropyl	Silar 7 CP	25	275	440	637	605	840	670	3192	
SP-2330	68% Cyanopropyl	SP-2331, SH-60	25	275	490	725	630	913	778	3536	
Silar 9 CP	90% Cyanopropyl phenyl		50	250	489	725	631	913	778	3536	G 8
Hi-EFF-1BP	Diethyleneglycol succinate		20	200	499	751	593	840	860	3543	G 4
SP-2340	75% Cyanopropyl phenyl	OV-275, SH-80	<25	275	520	757	659	942	800	3678	
Silar 10 CP	100% Cyanopropyl silicone	SP-2340	25	275	523	757	659	942	801	3682	G 5
THEED	Amino alcohol		0	125	463	942	626	801	893	3725	
OV-275	Dicyanoallylsilicone		25	250	629	872	763	110	849	4219	
Absolute index values on squalane for reference compounds:				653	590	627	652	699			

Note: USP code is the United States Pharmacopeia designation.

11.4.1 McReynolds' Constants

The *Kovats retention indices* (R.I.) indicate where compounds will appear on a chromatogram with respect to unbranched alkanes injected with the sample. By definition, the R.I. for pentane is 500, for hexane is 600, for heptane is 700, and so on, regardless of the column used or the operating conditions, although the exact conditions and column must be specified, such as liquid loading, particular support used, and any pretreatment. For example, suppose that on a 20% squalane column at 100°C, the retention times for hexane, benzene, and octane are found to be 15, 16, and 25 min, respectively. On a graph of $\ln t'_R$ (napierian logarithm of the adjusted retention time) of the alkanes versus their retention indices, a R.I. of 653 for benzene is read off the graph. The number 653 for benzene (see last line of Table 11.13 in the column headed "1" under "Reference compounds") means that it elutes halfway between hexane and heptane on a logarithmic time scale. If the experiment is repeated with a dinonyl phthalate column, the R.I. for benzene is found to be 736 (lying between heptane and octane), which implies that dinonyl phthalate will retard benzene slightly more than squalane will; that is, dinonyl phthalate is slightly more polar than squalane by $\Delta I = 83$ units (the entry in Table 11.13 for dinonyl phthalate in the column headed "1" under "Reference compounds"). The difference gives a measure of solute-solvent interaction due to all intermolecular forces other than London dispersion forces. The latter are the principal solute-solvent effects with squalane.

TABLE 11.14 Characteristics of Selected Supercritical Fluids

Fluid	Critical temperature, K (°C)	Critical pressure, atm (psi)
Ammonia	406 (133)	111.3 (1636)
Argon	151 (-122)	48.1 (707)
Benzene	562 (289)	48.3 (710)
Butane	425 (125)	37.5 (551)
Carbon dioxide	304 (31)	72.8 (1070)
Carbon disulfide	552 (279)	78.0 (1147)
Chlorotrifluoromethane	379 (106)	40 (588)
2,2-Dimethylpropane	434 (161)	31.6 (464)
Ethane	305 (32)	48.2 (706)
Fluoromethane	318 (45)	58.0 (853)
Heptane	540 (267)	27.0 (397)
Hexane	507 (234)	29.3 (431)
Hydrogen sulfide	373 (100)	88.2 (1296)
Krypton	209 (-64)	54.3 (798)
Methane	191 (-82)	45.4 (667)
Methanol	513 (240)	79.9 (1175)
2-Methylpropane	408 (65)	36.0 (529)
Nitrogen	126 (-147)	33.5 (492)
Nitrogen(I) oxide	310 (37)	71.5 (1051)
Pentane	470 (197)	33.3 (490)
Propane	470 (197)	41.9 (616)
Sulfur dioxide	431 (158)	77.8 (1144)
Sulfur hexafluoride	319 (46)	37.1 (545)
Trichloromethane	536 (263)	54.9 (807)
Trifluoromethane	299 (26)	47.7 (701)
Water	647 (374)	217.6 (3199)
Xenon	290 (17)	57.6 (847)

Now the overall effects due to hydrogen bonding, dipole moment, acid-base properties, and molecular configuration can be expressed as

$$\sum \Delta I = ax' + by' + cz' + du' + es'$$

where $x' = \Delta I$ for benzene (the column headed "1" in Table 11.13, intermolecular forces typical of aromatics and olefins), $y' = \Delta I$ for 1-butanol (the column headed "2" in Table 11.13, electron attraction typical of alcohols, nitriles, acids, and nitro and alkyl monochlorides, dichlorides and trichlorides), $z' = \Delta I$ for 2-pentanone (the column headed "3" in Table 11.13, electron repulsion typical of ketones, ethers, aldehydes, esters, epoxides, and dimethylamino derivatives), $u' = \Delta I$ for 1-nitropropane (the column headed "4" in Table 11.13, typical of nitro and nitrile derivatives), and $s' = \Delta I$ for pyridine (or dioxane) (the column headed "5" in Table 11.13).

11.4.2 Chromatographic Behavior of Solutes

11.4.2.1 Retention Behavior. On a chromatogram the distance on the time axis from the point of sample injection to the peak of an eluted component is called the *uncorrected retention time* t_R . The corresponding retention volume is the product of retention time and flow rate, expressed as volume of mobile phase per unit time:

$$V_R = t_R F_c$$

The *average linear velocity* u of the mobile phase in terms of the column length L and the average linear velocity of eluent t_M (which is measured by the transit time of a nonretained solute) is

$$u = \frac{L}{t_M}$$

The *adjusted retention time* t'_R is given by

$$t'_R = t_R - t_M$$

When the mobile phase is a gas, a *compressibility factor* j must be applied to the adjusted retention volume to give the *net retention volume*:

$$V_N = jV_R$$

The compressibility factor is expressed by

$$j = \frac{3[(P_i/P_o)^2 - 1]}{2[(P_i/P_o)^3 - 1]}$$

where P_i is the carrier gas pressure at the column inlet and P_o that at the outlet.

11.4.2.2 Partition Ratio. The partition ratio is the additional time a solute band takes to elute, as compared with an unretained solute (for which $k' = 0$), divided by the elution time of an unretained band:

$$k' = \frac{t_R - t_M}{t_M} = \frac{V_R - V_M}{V_M}$$

Retention time may be expressed as

$$t_R = t_M(1 + k') = \frac{L}{u}(1 + k')$$

11.4.2.3 Relative Retention. The relative retention α of two solutes, where solute 1 elutes before solute 2, is given variously by

$$\alpha = \frac{k'_2}{k'_1} = \frac{V'_{R,2}}{V'_{R,1}} = \frac{t'_{R,2}}{t'_{R,1}}$$

The relative retention is dependent on (1) the nature of the stationary and mobile phases and (2) the column operating temperature.

11.4.2.4 Column Efficiency. Under ideal conditions the profile of a solute band resembles that given by a Gaussian distribution curve (Fig. 11.1). The efficiency of a chromatographic system is expressed by the effective plate number N_{eff} , defined from the chromatogram of a single band,

$$N_{\text{eff}} = \frac{L}{H} = 16 \left(\frac{t'_R}{W_b} \right)^2 = 5.54 \left(\frac{t'_R}{W_{1/2}} \right)^2$$

where L is the column length, H is the plate height, t'_R is the adjusted time for elution of the band center, W_b is the width at the base of the peak ($W_b = 4\sigma$) as determined from the intersections of tangents to the inflection points with the baseline, and $W_{1/2}$ is the width at half the peak height. Column efficiency, when expressed as the number of theoretical plates N_{theor} uses the uncorrected retention time in the foregoing expression. The two column efficiencies are related by

$$N_{\text{eff}} = N_{\text{theor}} \left(\frac{k'}{k' + 1} \right)^2$$

11.4.2.5 Band Asymmetry. The peak asymmetry factor AF is often defined as the ratio of peak half-widths at 10% of peak height, that is, the ratio b/a , as shown in Fig. 11.2. When the asymmetry ratio lies outside the range 0.95–1.15 for a peak of $k' = 2$, the effective plate number should be calculated from the expression

$$N = \frac{41.7(t'_R/W_{0.1})}{(a/b) + 1.25}$$

11.4.2.6 Resolution. The degree of separation or resolution, R_s , of two adjacent peaks is defined as the distance between band peaks (or centers) divided by the average bandwidth using W_b , as shown in Fig. 11.3.

$$R_s = \frac{t_{R,2} - t_{R,1}}{0.5(W_2 + W_1)}$$

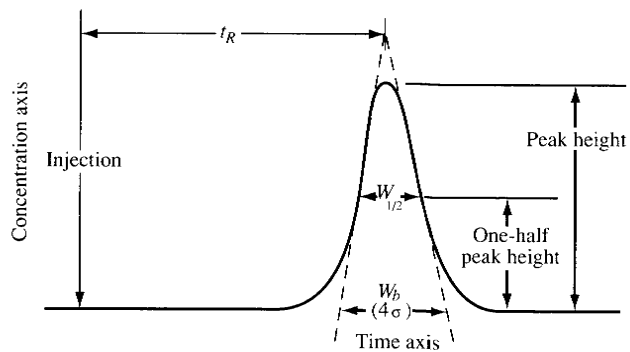
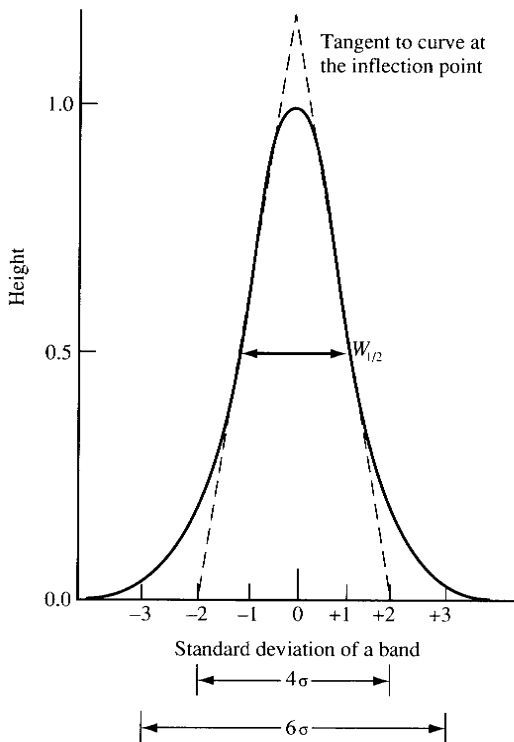


FIGURE 11.1 Profile of a solute band.

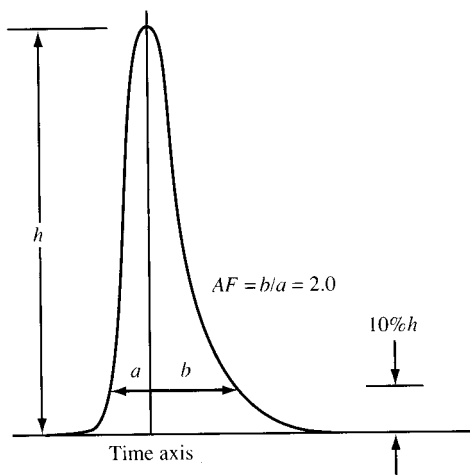


FIGURE 11.2 Band asymmetry.

For reasonable quantitative accuracy, peak maxima must be at least 4σ apart. If so, then $R_s = 1.0$, which corresponds approximately to a 3% overlap of peak areas. A value of $R_s = 1.5$ (for 6σ) represents essentially complete resolution with only 0.2% overlap of peak areas. These criteria pertain to roughly equal solute concentrations.

The fundamental resolution equation incorporates the terms involving the thermodynamics and kinetics of the chromatographic system:

$$R_s = \frac{1}{4} \left(\frac{\alpha - 1}{\alpha} \right) \left(\frac{k'}{1 + k'} \right) \left(\frac{L}{H} \right)^{1/2}$$

Three separate factors affect resolution: (1) a column selectivity factor that varies with α , (2) a capacity factor that varies with k' (taken usually as k_2), and (3) an efficiency factor that depends on the theoretical plate number.

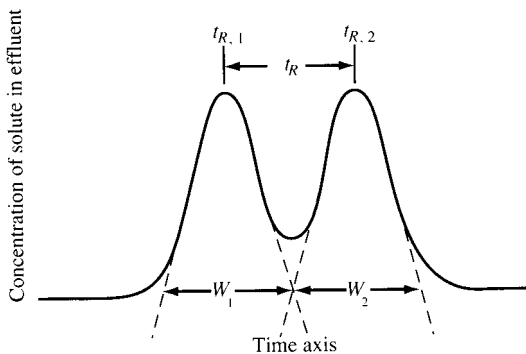


FIGURE 11.3 Definition of resolution.

11.4.2.7 Time of Analysis. The retention time required to perform a separation is given by

$$t_R = 16Rs^2 \left(\frac{\alpha}{\alpha - 1} \right)^2 \left[\frac{(1 + k')^3}{(k')^2} \right] \left(\frac{H}{u} \right)$$

Now t_R is a minimum when $k' = 2$, that is, when $t_R = 3t_M$. There is little increase in analysis time when k' lies between 1 and 10. A twofold increase in the mobile-phase velocity roughly halves the analysis time (actually it is the ratio H/u which influences the analysis time). The ratio H/u can be obtained from the experimental plate height/velocity graph.

11.4.2.8 High-Performance Liquid Chromatography. Typical performances for various experimental conditions are given in Table 11.15. The data assume these reduced parameters: $h = 3$, $v = 4.5$. The reduced plate height is

$$h = \frac{H}{d_p} = \frac{L}{Nd_p}$$

The reduced velocity of the eluent is

$$v = \frac{ud_p}{D_M} = \frac{Ld_p}{t_M D_M}$$

In these expressions, d_p is the particle diameter of the stationary phase that constitutes one plate height. D_M is the diffusion coefficient of the solute in the mobile phase.

TABLE 11.15 Typical Performances in HPLC for Various Conditions

Performances		Column parameters		
N	t_M, s	L, cm	$d_p, \mu m$	$P, atm (psi)$
2 500	30	2.3	3	18.4 (270)
2 500	30	3.7	5	18.4 (270)
2 500	30	7.5	10	18.4 (270)
5 000	30	4.5	3	74 (1088)
5 000	30	7.5	5	74 (1088)
5 000	30	15.0	10	74 (1088)
10 000	30	9.0	3	300 (4410)
10 000	30	15.0	5	300 (4410)
10 000	30	30.0	10	300 (4410)
10 000	30	9.0	3	300 (4410)
10 000	60	9.0	3	150 (2200)
10 000	90	9.0	3	100 (1470)
15 000	90	2.3	3	223 (3275)
15 000	120	2.3	3	167 (2459)
11 100	30	10.0	3	369 (5420)
11 100	37	10.0	3	300 (4410)
11 100	101	10.0	3	100 (1470)
27 800	231	25.0	3	300 (4410)

Assumed reduced parameters: $h = 3, v = 4.5$. These are optimum values from a graph of reduced plate height versus reduced linear velocity of the mobile phase.

11.4.3 Ion-Exchange (Normal Pressure, Columnar)

Ion-exchange methods are based essentially on a reversible exchange of ions between an external liquid phase and an ionic solid phase. The solid phase consists of a polymeric matrix, insoluble, but permeable, which contains fixed charge groups and mobile counter ions of opposite charge. These counter ions can be exchanged for other ions in the external liquid phase. Enrichment of one or several of the components is obtained if selective exchange forces are operative. The method is limited to substances at least partially in ionized form.

11.4.3.1 Chemical Structure of Ion-Exchange Resins. An ion-exchange resin usually consists of polystyrene copolymerized with divinylbenzene to build up an inert three-dimensional, cross-linked matrix of hydrocarbon chains. Protruding from the polymer chains are the ion-exchange sites distributed statistically throughout the entire resin particle. The ionic sites are balanced by an equivalent number of mobile counter ions. The type and strength of the exchanger is determined by these active groups. Ion-exchangers are designated anionic or cationic, according to whether they have an affinity for negative or positive counter ions. Each main group is further subdivided into strongly or weakly ionized groups. A selection of commercially available ion-exchange resins is given in Table 11.16.

The cross-linking of a polystyrene resin is expressed as the proportion by weight percent of divinylbenzene in the reaction mixture; for example, "×8" for 8 percent cross-linking. As the percentage is increased, the ionic groups come into effectively closer proximity, resulting in increased selectivity. Intermediate cross-linking, in the range of 4 to 8 percent, is usually used. An increase in cross-linking decreases the diffusion rate in the resin particles; the diffusion rate is the rate-controlling step in column operations. Decreasing the particle size reduces the time required for attaining equilibrium, but at the same time decreases the flow rate until it is prohibitively slow unless pressure is applied.

In most inorganic chromatography, resins of 100 to 200 mesh size are suitable; difficult separations may require 200 to 400 mesh resins. A flow rate of $1 \text{ mL} \cdot \text{cm}^{-2} \cdot \text{min}^{-1}$ is often satisfactory. With HPLC columns, the flow rate in long columns of fine adsorbent can be increased by applying pressure.

11.4.3.1.1 Macroreticular Resins. Macroreticular resins are an agglomerate of randomly packed microspheres which extend through the agglomerate in a continuous non-gel pore structure. The channels throughout the rigid pore structure render the bead centers accessible even in non-aqueous solvents, in which microreticular resins do not swell sufficiently. Because of their high porosity and large pore diameters, these resins can handle large organic molecules.

11.4.3.1.2 Microreticular Resins. Microreticular resins, by contrast, are elastic gels that, in the dry state, avidly absorb water and other polar solvents in which they are immersed. While taking up solvent, the gel structure expands until the retractile stresses of the distended polymer network balance the osmotic effect. In nonpolar solvents, little or no swelling occurs and diffusion is impaired.

11.4.3.1.3 Ion-Exchange Membranes. Ion-exchange membranes are extremely flexible, strong membranes, composed of analytical grade ion-exchange resin beads (90%) permanently enmeshed in a poly(tetrafluoroethylene) membrane (10%). The membranes offer an alternative to column and batch methods, and can be used in many of the same applications as traditional ion exchange resins. Three ion-exchange resin types have been incorporated into membranes: AG 1-X8, AG 50W-X8, and Chelex 100.

11.4.3.2 Functional Groups

Sulfonate exchangers contain the group $-\text{SO}_3^-$, which is strongly acidic and completely dissociated whether in the H form or the cation form. These exchangers are used for cation exchange.

TABLE 11.16 Guide to Ion-Exchange Resins

Dowex is the trade name of Dow resins; X (followed by a numeral) is percent cross-linked. Mesh size (dry) are available in the range 50 to 100, 100 to 200, 200 to 400, and sometimes minus 400.

S-DVB is the acronym for styrene-divinylbenzene.

MP is the acronym for macroporous resin. Mesh size (dry) is available in the range 20 to 50, 100 to 200, and 200 to 400.

Bio-Rex is the trade name for certain resins sold by Bio-Rad Laboratories.

Amberlite and Duolite are trade names of Rohm & Haas resins.

Resin type and nominal percent cross-linkage	Minimum wet capacity, mequiv · mL ⁻¹	Density (nominal), g · mL ⁻¹	Comments
Anion exchange resins—gel type—strongly basic—quaternary ammonium functionality			
Dowex 1-X2	0.6	0.65	Strongly basic anion exchanger with S-DVB matrix for separation of small peptides, nucleotides, and large metal complexes. Molecular weight exclusion is <2700.
Dowex 1-X4	1.0	0.70	Strongly basic anion exchanger with S-DVB matrix for separation of organic acids, nucleotides, phosphoinositides, and other anions. Molecular weight exclusion is <1400.
Dowex 1-X8	1.2	0.75	Strongly basic anion exchanger with S-DVB matrix for separation of inorganic and organic anions with molecular weight exclusion <1000. 100–200 mesh is standard for analytical separations.
Dowex 2-X8	1.2	0.75	Strongly basic (but less basic than Dowex 1 type) anion exchanger with S-DVB matrix for deionization of carbohydrates and separation of sugars, sugar alcohols, and glycosides.
Amberlite IRA-400	1.4	1.11	8% cross-linkage. Used for systems essentially free of organic materials.
Amberlite IRA-402	1.3	1.07	Lower cross-linkage than IRA-400; better diffusion rate with large organic molecules.
Amberlite IRA-410	1.4	1.12	Dimethylethanolamine functionality and slightly lower basicity than IRA-400.
Amberlite IRA-458	1.2	1.08	Has an acrylic structure rather than S-DVB; hence more hydrophilic and resistant to organic fouling.
Anion exchange resin—gel type—intermediate basicity			
Bio-Rex 5	2.8	0.70	Intermediate basic anion exchanger with primarily tertiary amines on a polyalkyle-neamine matrix for separation of organic acids.

TABLE 11.16 Guide to Ion-Exchange Resins (*Continued*)

Resin type and nominal percent cross-linkage	Minimum wet capacity, mequiv · mL ⁻¹	Density (nominal), g · mL ⁻¹	Comments
Anion exchange resins—gel type—weakly basic—polyamine functionality			
Dowex 4-X4	1.6	0.70	Weakly basic anion exchanger with tertiary amines on an acrylic matrix for the deionization of carbohydrates. Use at pH < 7.
Amberlite IRA-68	1.6	1.06	Acrylic-DVB with unusually high capacity for large organic molecules.
Cation exchange resins—gel type—strongly acidic—sulfonic acid functionality			
Dowex 50W-X2	0.6	0.70	Strongly acidic cation exchanger with S-DVB matrix for separation of peptides, nucleotides, and cations. Molecular weight exclusion < 2700.
Dowex 50W-X4	1.1	0.80	Strongly acidic cation exchanger with S-DVB matrix for separation of amino acids, nucleosides and cations. Molecular weight exclusion is < 1400.
Dowex 50W-X8	1.7	0.80	Strongly acidic cation exchanger with S-DVB matrix for separation of amino acids, metal cations, and cations. Molecular weight exclusion is < 1000. 100–200 mesh is standard for analytical applications.
Dowex 50W-X12	2.1	0.85	Strongly acidic cation exchanger with S-DVB matrix used primarily for metal separations.
Dowex 50W-X16	2.4	0.85	Strongly acidic cation exchanger with S-DVB matrix and high cross linkage.
Amberlite IR-120	1.9	1.26	8% styrene-DVB type; high physical stability.
Amberlite IR-122	2.1	1.32	10% styrene-DVB type; high physical stability and high capacity.
Weakly acidic cation exchangers—gel type—carboxylic acid functionality			
Duolite C-433	4.5	1.19	Acrylic-DVB type; very high capacity. Used for metals removal and neutralization of alkaline solutions.
Bio-Rex 70	2.4	0.70	Weakly acidic cation exchanger with carboxylate groups on a macroreticular acrylic matrix for separation and fractionation of proteins, peptides, enzymes, and amines, particularly high molecular weight solutes. Does not denature proteins as do styrene-based resins.

TABLE 11.16 Guide to Ion-Exchange Resins (*Continued*)

Resin type and nominal percent cross-linkage	Minimum wet capacity, mequiv · mL ⁻¹	Density (nominal), g · mL ⁻¹	Comments
Selective ion exchange resins			
Duolite GT-73	1.3	1.30	Removal of Ag, Cd, Cu, Hg, and Pb.
Amberlite IRA-743A	0.6	1.05	Boron specific ion exchange resin.
Amberlite IRC-718	1.0	1.14	Removal of transition metals.
Chelex® 100	0.4	0.65	Weakly acidic chelating resin with S-DVB matrix for heavy metal concentration.
Anion exchanger—macroreticular type—strongly basic—quaternary ammonium functionality			
Amberlite IRA-910	1.1	1.09	Dimethylethanolamine styrene-DVB type which offers slightly less silica removal than Amberlite IRA resin, but offers improved regeneration efficiency.
Amberlite IRA-938	0.5	1.20	Pore size distribution between 2500 and 23 000 nm; suitable for removal of high molecular weight organic materials.
Amberlite IRA-958	0.8		Acrylic-DVB; resistant to organic fouling.
AG MP-1	1.0	0.70	Strongly basic macroporous anion exchanger with S-DVB matrix for separation of some enzymes, radioactive anions, and other applications.
Cation exchange resin—macroreticular type—sulfonic acid functionality			
Amberlite 200	1.7	1.26	Styrene-DVB with 20% DVB by weight; superior physical stability and greater resistance to oxidation by factor of three over comparable gel type resin.
AG MP-50	1.5	0.80	Strongly acidic macroporous cation exchanger with S-DVB matrix for separation of radioactive cations and other applications.
Weak cation exchanger—macroreticular type—carboxylic acid or phenolic functionality			
Amberlite DP-1	2.5	1.17	Methacrylic acid-DVB; high resin capacity. Use pH >5.
Amberlite IRC-50	3.5	1.25	Methacrylic acid-DVB. Selectivity adsorbs organic gases such as antibiotics, alkaloids, peptides, and amino acids. Use pH >5.
Duolite C-464	3.0	1.13	Polyacrylic resin with high capacity and outstanding resistance to osmotic shock.

TABLE 11.16 Guide to Ion-Exchange Resins (*Continued*)

Resin type and nominal percent cross-linkage	Minimum wet capacity, mequiv · mL ⁻¹	Density (nominal), g · mL ⁻¹	Comments
Weak cation exchanger—macroreticular type—carboxylic acid or phenolic functionality (<i>continued</i>)			
Duolite A-7	2.2	1.12	Phenolic type resin. High porosity and hydrophilic matrix. pH range is 0 to 6.
Duolite A-368	1.7	1.04	Styrene-DVB; pH range is 0 to 9.
Amberlite IRA-35	1.1		Acrylic-DVB; pH range is 0 to 9.
Amberlite IRA-93	1.3	1.04	Styrene-DVB; pH range is 0 to 9. Excellent resistance to oxidation and organic fouling.
Liquid amines			
Amberlite LA-1			A secondary amine containing two highly branched aliphatic chains of M.W. 351 to 393. Solubility is 15 to 20 mg/mL in water. Used as 5 to 40% solutions in hydrocarbons.
Amberlite LA-2			A secondary amine of M.W. 353 to 395. Insoluble in water.
Microcrystalline exchanger			
AMP-1	4.0		Microcrystalline ammonium molybdo-phosphate with cation exchange capacity of 1.2 mequiv/g. Selectively adsorbs larger alkali metal ions from smaller alkali metal ions, particularly cesium.
Ion retardation resin			
AG 11 A8		0.70	Ion retardation resin containing paired anion (COO ⁻) and cation (CH ₃) ₃ N ⁺ sites. Selectively retards ionic substances.

Source: J. A. Dean, ed., *Analytical Chemistry Handbook*, McGraw-Hill, New York, 1995.

Carboxylate exchangers contain —COOH groups which have weak acidic properties and will only function as cation exchangers when the pH is sufficiently high (pH > 6) to permit complete dissociation of the —COOH site. Outside this range the ion exchanger can be used only at the cost of reduced capacity.

Quaternary ammonium exchangers contain —R₄N⁺ groups which are strongly basic and completely dissociated in the OH form and the anion form.

Tertiary amine exchangers possess —R₃NH₂ groups which have exchanging properties only in an acidic medium when a proton is bound to the nitrogen atom.

Aminodiacetate exchangers have the —N(CH₂COOH)₂ group which has an unusually high preference for copper, iron, and other heavy metal cations and, to a lesser extent, for alkaline earth

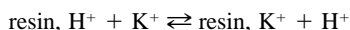
cations. The resin selectivity for divalent over monovalent ions is approximately 5000 to 1. The resin functions as a chelating resin at pH 4 and above. At very low pH, the resin acts as an anion exchanger. This exchanger is the column packing often used for ligand exchange.

11.4.3.3 Ion-Exchange Equilibrium. Retention differences among cations with an anion exchanger, or among anions with a cation exchanger, are governed by the physical properties of the solvated ions. The stationary phase will show these preferences:

1. The ion of higher charge.
2. The ion with the smaller solvated radius. Energy is needed to strip away the solvation shell surrounding ions with large hydrated radii, even though their crystallographic ionic radii may be less than the average pore opening in the resin matrix.
3. The ion that has the greater polarizability (which determines the Van der Waals' attraction).

To accomplish any separation of two cations (or two anions) of the same net charge, the stationary phase must show a preference for one more than the other. No variation in the eluant concentration will improve the separation. However, if the exchange involves ions of different net charges, the separation factor does depend on the eluant concentration. The more dilute the counterion concentration in the eluant, the more selective the exchange becomes for polyvalent ions.

In the case of an ionized resin, initially in the H-form and in contact with a solution containing K^+ ions, an equilibrium exists:



which is characterized by the selectivity coefficient, $k_{K/H}$:

$$k_{K/H} = \frac{[K^+]_r [H^+]}{[H^+]_r [K^+]}$$

where the subscript r refers to the resin phase. Table 11.17 contains selectivity coefficients for cations and Table 11.18 for anions. Relative selectivities are of limited use for the prediction of the columnar

TABLE 11.17 Relative Selectivity of Various Counter Cations

Counterion	Relative selectivity for AG 50W-X8 resin	Counterion	Relative selectivity for AG 50W-X8 resin
H ⁺	1.0	Zn ²⁺	2.7
Li ⁺	0.86	Co ²⁺	2.8
Na ⁺	1.5	Cu ²⁺	2.9
NH ₄ ⁺	1.95	Cd ²⁺	2.95
K ⁺	2.5	Ni ²⁺	3.0
Rb ⁺	2.6	Ca ²⁺	3.9
Cs ⁺	2.7	Sr ²⁺	4.95
Cu ⁺	5.3	Hg ²⁺	7.2
Ag ⁺	7.6	Pb ²⁺	7.5
Tl ⁺	10.7	Ba ²⁺	8.7
Mn ²⁺	2.35	Ce ³⁺	22
Mg ²⁺	2.5	La ³⁺	22
Fe ²⁺	2.55		

TABLE 11.18 Relative Selectivity of Various Counter Anions

Counterion	Relative selectivity for Dowex 1-X8 resin	Relative selectivity for Dowex 2-X8 resin
OH ⁻	1.0	1.0
Benzenesulfonate ⁻	500	75
Salicylate ⁻	450	65
Citrate	220	23
I ⁻	175	17
Phenate ⁻	110	27
HSO ₄ ⁻	85	15
ClO ₃ ⁻	74	12
NO ₃ ⁻	65	8
Br ⁻	50	6
CN ⁻	28	3
HSO ₃ ⁻	27	3
BrO ₃ ⁻	27	3
NO ₂ ⁻	24	3
Cl ⁻	22	2.3
ClO ₄ ⁻	20	
SCN ⁻	8.0	
HCO ₃ ⁻	6.0	1.2
IO ₃ ⁻	5.5	0.5
H ₂ PO ₄ ⁻	5.0	0.5
Formate ⁻	4.6	0.5
Acetate ⁻	3.2	0.5
Propanoate ⁻	2.6	0.3
F ⁻	1.6	0.3

exchange behavior of a cation because they do not take account of the influence of the aqueous phase. More specific information about the behavior to be expected from a cation in a column elution experiment is given by the equilibrium distribution coefficient K_d .

The partitioning of the potassium ion between the resin and solution phases is described by the concentration distribution ratio, D_c :

$$(D_c)_K = \frac{[K^+]_r}{[K^+]}$$

Combining the equations for the selectivity coefficient and for D_c :

$$(D_c)_K = k_{K/H} \frac{[H^+]_r}{[H^+]}$$

The foregoing equation reveals that essentially the concentration distribution ratio for trace concentrations of an exchanging ion is independent of the respective solution of that ion and that the uptake of each trace ion by the resin is directly proportional to its solution concentration. However, the

concentration distribution ratios are inversely proportional to the solution concentration of the resin counterion.

To accomplish any separation of two cations (or two anions), one of these ions must be taken up by the resin in distinct preference to the other. This preference is expressed by the separation factor (or relative retention), $\alpha_{K/Na}$, using K^+ and Na^+ as the example:

$$\alpha_{K/Na} = \frac{(D_c)_K}{(D_c)_{Na}} = \frac{k_{K/H}}{k_{Na/H}} = K_{K/Na}$$

The more α deviates from unity for a given pair of ions, the easier it will be to separate them. If the selectivity coefficient is unfavorable for the separation of two ions of the same charge, no variation in the concentration of H^+ (the eluant) will improve the separation.

The situation is entirely different if the exchange involves ions of different net charges. Now the separation factor does depend on the eluant concentration. For example, the more dilute the counterion concentration in the eluant, the more selective the exchange becomes for the ion of higher charge.

In practice, it is more convenient to predict the behavior of an ion, for any chosen set of conditions, by employing a much simpler distribution coefficient, D_g , which is defined as the concentration of a solute in the resin phase divided by its concentration in the liquid phase, or:

$$D_g = \frac{\text{concentration of solute, resin phase}}{\text{concentration of solute, liquid phase}}$$

$$D_g = \frac{\% \text{ solute within exchanger}}{\% \text{ solute within solution}} \times \frac{\text{volume of solution}}{\text{mass of exchanger}}$$

D_g remains constant over a wide range of resin to liquid ratios. In a relatively short time, by simple equilibration of small known amounts of resin and solution followed by analysis of the phases, the distribution of solutes may be followed under many different sets of experimental conditions. Variables requiring investigation include the capacity and percent cross-linkage of resin, the type of resin itself, the temperature, and the concentration and pH of electrolyte in the equilibrating solution.

By comparing the ratio of the distribution coefficients for a pair of ions, a separation factor (or relative retention) is obtained for a specific experimental condition.

Instead of using D_g , separation data may be expressed in terms of a volume distribution coefficient D_v , which is defined as the amount of solution in the exchanger per cubic centimeter of resin bed divided by the amount per cubic centimeter in the liquid phase. The relation between D_g and D_v is given by:

$$D_v = D_g \rho$$

where ρ is the bed density of a column expressed in the units of mass of dry resin per cubic centimeter of column. The bed density can be determined by adding a known weight of dry resin to a graduated cylinder containing the eluting solution. After the resin has swelled to its maximum, a direct reading of the settled volume of resin is recorded.

Intelligent inspection of the relevant distribution coefficients will show whether a separation is feasible and what the most favorable eluant concentration is likely to be. In the columnar mode, an ion, even if not eluted, may move down the column a considerable distance and with the next eluant may appear in the eluate much earlier than indicated by the coefficient in the first eluant alone. A

distribution coefficient value of 12 or lower is required to elute an ion completely from a column containing about 10 g of dry resin using 250 to 300 mL of eluant. A larger volume of eluant is required only when exceptionally strong tailing occurs. Ions may be eluted completely by 300 to 400 mL of eluant from a column of 10 g of dry resin at D_g values of around 20. The first traces of an element will appear in the eluate at around 300 mL when its D_g value is about 50 to 60.

Example Shaking 50 mL of 0.001 M cesium salt solution with 1.0 g of a strong cation exchanger in the H-form (with a capacity of 3.0 mequiv \cdot g⁻¹) removes the following amount of cesium. The selectivity coefficient, $k_{Cs/H}$, is 2.56, thus:

$$\frac{[Cs^+]_r[H^+]}{[Cs^+][H^+]_r} = 2.56$$

The maximum amount of cesium which can enter the resin is 50 mL \times 0.001 M = 0.050 equiv. The minimum value of $[H^+]_r$ = 3.00 - 0.05 = 2.95 mequiv, and the maximum value, assuming complete exchange of cesium ion for hydrogen ion, is 0.001 M . The minimum value of the distribution ratio is:

$$(D_e)_{Cs} = \frac{[Cs^+]_r}{[Cs^+]} = \frac{(2.56)(2.95)}{0.001} = 7550$$

$$\frac{\text{Amount of Cs, resin phase}}{\text{Amount of Cs, solution phase}} = \frac{(7550)(1.0 \text{ g})}{50 \text{ mL}} = 151$$

Thus, at equilibrium the 1.0 g of resin removed is:

$$\frac{100\% - x}{x} = 151$$

with all but 0.66% of cesium ions from solution. If the amount of resin were increased to 2.0 g, the amount of cesium remaining in solution would decrease to 0.33%, half the former value. However, if the depleted solution were decanted and placed in contact with 1 g of fresh resin, the amount of cesium remaining in solution would decrease to 0.004%. Two batch equilibrations would effectively remove the cesium from the solution.

11.5 GRAVIMETRIC ANALYSIS

TABLE 11.19 Gravimetric Factors

In the following table the elements are arranged in alphabetical order.

Example: To convert a given weight of Al_2O_3 to its equivalent of Al, multiply by the factor at the right, 0.52926; similarly to convert Al to Al_2O_3 , multiply by the factor at the left, 1.8894.

Factor		Factor
ALUMINUM		
Al = 26.9815		
0.74971	$\text{Al} \leftrightarrow \text{Al}_4\text{C}_3$	1.3341
0.058728	$\text{Al} \leftrightarrow \text{Al}(\text{C}_9\text{H}_6\text{ON})_3$ (oxinate)	17.027
0.65829	$\text{Al} \leftrightarrow \text{AlN}$	1.5191
1.8894	$\text{Al}_2\text{O}_3 \leftrightarrow \text{Al}$	0.52926
1.4165	$\text{Al}_2\text{O}_3 \leftrightarrow \text{Al}_4\text{C}_3$	0.70596
0.38233	$\text{Al}_2\text{O}_3 \leftrightarrow \text{AlCl}_3$	2.6155
0.41804	$\text{Al}_2\text{O}_3 \leftrightarrow \text{AlPO}_4$	2.3921
0.29800	$\text{Al}_2\text{O}_3 \leftrightarrow \text{Al}_2(\text{SO}_4)_3$	3.3557
0.15300	$\text{Al}_2\text{O}_3 \leftrightarrow \text{Al}_2(\text{SO}_4)_3 \cdot 18\text{H}_2\text{O}$	6.5361
0.10746	$\text{Al}_2\text{O}_3 \leftrightarrow \text{K}_2\text{SO}_4 \cdot \text{Al}_2(\text{SO}_4)_3 \cdot 24\text{H}_2\text{O}$	9.3055
0.11246	$\text{Al}_2\text{O}_3 \leftrightarrow (\text{NH}_4)_2\text{SO}_4 \cdot \text{Al}_2(\text{SO}_4)_3 \cdot 24\text{H}_2\text{O}$	8.8922
4.5197	$\text{AlPO}_4 \leftrightarrow \text{Al}$	0.22125
1.3946	$\text{CaF}_2 \leftrightarrow \text{AlF}_3$	0.71704
0.58196	$\text{P}_2\text{O}_5 \leftrightarrow \text{AlPO}_4$	1.7183
AMMONIUM		
NH₄ = 18.03858		
1.1013	$\text{Ag} \leftrightarrow \text{NH}_4\text{Br}$	0.90802
2.0166	$\text{Ag} \leftrightarrow \text{NH}_4\text{Cl}$	0.49590
0.74424	$\text{Ag} \leftrightarrow \text{NH}_4\text{I}$	1.3437
1.9171	$\text{AgBr} \leftrightarrow \text{NH}_4\text{Br}$	0.52161
2.6792	$\text{AgCl} \leftrightarrow \text{NH}_4\text{Cl}$	0.37323
1.6198	$\text{AgI} \leftrightarrow \text{NH}_4\text{I}$	0.61737
1.7663	$\text{BaSO}_4 \leftrightarrow (\text{NH}_4)_2\text{SO}_4$	0.56615
0.81583	$\text{Br} \leftrightarrow \text{NH}_4\text{Br}$	1.2257
1.9654	$\text{Cl} \leftrightarrow \text{NH}_4\text{Cl}$	0.50881
0.66277	$\text{Cl} \leftrightarrow \text{NH}_4\text{Cl}$	1.5088
0.68162	$\text{HCl} \leftrightarrow \text{NH}_4\text{Cl}$	1.4671
0.87553	$\text{I} \leftrightarrow \text{NH}_4\text{I}$	1.1422
14.410	$\text{MgNH}_4\text{PO}_4 \cdot 6\text{H}_2\text{O} \leftrightarrow \text{NH}_3$	0.069398
13.604	$\text{MgNH}_4\text{PO}_4 \cdot 6\text{H}_2\text{O} \leftrightarrow \text{NH}_4$	0.073506
9.4249	$\text{MgNH}_4\text{PO}_4 \cdot 6\text{H}_2\text{O} \leftrightarrow (\text{NH}_4)_2\text{O}$	0.10610
0.82244	$\text{N} \leftrightarrow \text{NH}_3$	1.2159
0.77648	$\text{N} \leftrightarrow \text{NH}_4$	1.2879
0.26185	$\text{N} \leftrightarrow \text{NH}_4\text{Cl}$	3.8189
0.17499	$\text{N} \leftrightarrow \text{NH}_4\text{NO}_3$	5.7145
0.53793	$\text{N} \leftrightarrow (\text{NH}_4)_2\text{O}$	1.8590
0.21200	$\text{N} \leftrightarrow (\text{NH}_4)_2\text{SO}_4$	4.7169
0.94412	$\text{NH}_3 \leftrightarrow \text{NH}_4$	1.0592
0.35449	$\text{NH}_3 \leftrightarrow (\text{NH}_4)_2\text{CO}_3$	2.8210
0.21543	$\text{NH}_3 \leftrightarrow \text{NH}_4\text{HCO}_3$	4.6419
0.21277	$\text{NH}_3 \leftrightarrow \text{NH}_4\text{NO}_3$	4.6998

TABLE 11.19 Gravimetric Factors (Continued)

Factor		Factor
AMMONIUM (continued)		
NH₄ = 18.03858		
0.65407	NH ₃ ↔ (NH ₄) ₂ O	1.5289
0.48596	NH ₃ ↔ NH ₄ OH	2.0578
0.25777	NH ₃ ↔ (NH ₄) ₂ SO ₄	3.8794
3.1409	NH ₄ Cl ↔ NH ₃	0.31838
2.9654	NH ₄ Cl ↔ NH ₄	0.33723
2.0543	NH ₄ Cl ↔ (NH ₄) ₂ O	0.48677
1.5263	NH ₄ Cl ↔ NH ₄ OH	0.65516
2.5020	NH ₄ OH ↔ N	0.39967
1.9428	NH ₄ OH ↔ NH ₄	0.51472
13.032	(NH ₄) ₂ PtCl ₆ ↔ NH ₃	0.076737
12.303	(NH ₄) ₂ PtCl ₆ ↔ NH ₄	0.081279
4.1490	(NH ₄) ₂ PtCl ₆ ↔ NH ₄ Cl	0.24102
2.7728	(NH ₄) ₂ PtCl ₆ ↔ NH ₄ NO ₃	0.36065
8.5235	(NH ₄) ₂ PtCl ₆ ↔ (NH ₄) ₂ O	0.11732
6.3328	(NH ₄) ₂ PtCl ₆ ↔ NH ₄ OH	0.15791
3.3592	(NH ₄) ₂ PtCl ₆ ↔ (NH ₄) ₂ SO ₄	0.29769
1.3473	(NH ₄) ₂ SO ₄ ↔ H ₂ SO ₄	0.74223
3.1710	N ₂ O ₅ ↔ NH ₃	0.31536
0.67470	N ₂ O ₅ ↔ NH ₄ NO ₃	1.4821
2.0740	N ₂ O ₅ ↔ (NH ₄) ₂ O	0.48215
5.7275	Pt ↔ NH ₃	0.17460
5.4074	Pt ↔ NH ₄	0.18493
1.8235	Pt ↔ NH ₄ Cl	0.54838
1.2187	Pt ↔ NH ₄ NO ₃	0.82058
3.7462	Pt ↔ (NH ₄) ₂ O	0.26694
2.7833	Pt ↔ NH ₄ OH	0.35928
1.4764	Pt ↔ (NH ₄) ₂ SO ₄	0.67733
2.3505	SO ₃ ↔ NH ₃	0.42545
0.60589	SO ₃ ↔ (NH ₄) ₂ SO ₄	1.6505
ANTIMONY		
Sb = 121.760		
0.36460	Sb ↔ KSbO · C ₄ H ₄ O ₆ · ½H ₂ O	2.7428
0.83535	Sb ↔ Sb ₂ O ₄	1.1971
0.75271	Sb ↔ Sb ₂ O ₅	1.3285
0.43646	Sb ₂ O ₃ ↔ KSbO · C ₄ H ₄ O ₆ · ½H ₂ O	2.2912
0.90106	Sb ₂ O ₃ ↔ Sb ₂ O ₅	1.1098
0.72184	Sb ₂ O ₃ ↔ Sb ₂ S ₃	1.3853
0.46042	Sb ₂ O ₄ ↔ KSbO · C ₄ H ₄ O ₆ · ½H ₂ O	2.1719
1.2628	Sb ₂ O ₄ ↔ Sb	0.79188
1.0549	Sb ₂ O ₄ ↔ Sb ₂ O ₃	0.94796
0.95053	Sb ₂ O ₄ ↔ Sb ₂ O ₅	1.0520
0.90523	Sb ₂ O ₄ ↔ Sb ₂ S ₃	1.1047
0.76147	Sb ₂ O ₄ ↔ Sb ₂ S ₅	1.3133
0.80110	Sb ₂ O ₅ ↔ Sb ₂ S ₃	1.2483
0.50862	Sb ₂ S ₃ ↔ KSbO · C ₄ H ₄ O ₆ · ½H ₂ O	1.9661
1.3950	Sb ₂ S ₃ ↔ Sb	0.71683
1.1653	Sb ₂ S ₃ ↔ Sb ₂ O ₃	0.85812
1.0500	Sb ₂ S ₃ ↔ Sb ₂ O ₅	0.95234
1.6584	Sb ₂ S ₅ ↔ Sb	0.60299

TABLE 11.19 Gravimetric Factors (Continued)

Factor		Factor
ARSENIC		
As = 74.9216		
1.3203	$\text{As}_2\text{O}_3 \leftrightarrow \text{As}$	0.75738
0.86079	$\text{As}_2\text{O}_3 \leftrightarrow \text{As}_2\text{O}_5$	1.1617
1.5339	$\text{As}_2\text{O}_5 \leftrightarrow \text{As}$	0.65195
1.6420	$\text{As}_2\text{S}_3 \leftrightarrow \text{As}$	0.60903
1.2436	$\text{As}_2\text{S}_3 \leftrightarrow \text{As}_2\text{O}_3$	0.80413
1.0705	$\text{As}_2\text{S}_3 \leftrightarrow \text{As}_2\text{O}_5$	0.93418
0.79324	$\text{As}_2\text{S}_5 \leftrightarrow \text{As}_2\text{S}_3$	1.2606
2.0699	$\text{As}_2\text{S}_5 \leftrightarrow \text{As}$	0.48311
1.5678	$\text{As}_2\text{S}_5 \leftrightarrow \text{As}_2\text{O}_3$	0.63787
1.3495	$\text{As}_2\text{S}_5 \leftrightarrow \text{As}_2\text{O}_5$	0.74103
4.6729	$\text{BaSO}_4 \leftrightarrow \text{As}$	0.21400
3.5392	$\text{BaSO}_4 \leftrightarrow \text{As}_2\text{O}_3$	0.28255
3.0465	$\text{BaSO}_4 \leftrightarrow \text{As}_2\text{O}_5$	0.32825
2.8482	$\text{BaSO}_4 \leftrightarrow \text{AsO}_3$	0.35110
2.5202	$\text{BaSO}_4 \leftrightarrow \text{AsO}_4$	0.39680
2.0719	$\text{Mg}_2\text{As}_2\text{O}_7 \leftrightarrow \text{As}$	0.48265
1.5692	$\text{Mg}_2\text{As}_2\text{O}_7 \leftrightarrow \text{As}_2\text{O}_3$	0.63726
1.3509	$\text{Mg}_2\text{As}_2\text{O}_7 \leftrightarrow \text{As}_2\text{O}_5$	0.74032
1.2629	$\text{Mg}_2\text{As}_2\text{O}_7 \leftrightarrow \text{AsO}_2$	0.79186
1.1174	$\text{Mg}_2\text{As}_2\text{O}_7 \leftrightarrow \text{AsO}_4$	0.89493
1.2619	$\text{Mg}_2\text{As}_2\text{O}_7 \leftrightarrow \text{As}_2\text{S}_3$	0.79249
2.5397	$\text{MgNH}_4\text{AsO}_4 \cdot \frac{1}{2}\text{H}_2\text{O} \leftrightarrow \text{As}$	0.39374
1.9235	$\text{MgNH}_4\text{AsO}_4 \cdot \frac{1}{2}\text{H}_2\text{O} \leftrightarrow \text{As}_2\text{O}_3$	0.51988
1.6558	$\text{MgNH}_4\text{AsO}_4 \cdot \frac{1}{2}\text{H}_2\text{O} \leftrightarrow \text{As}_2\text{O}_5$	0.60395
1.5480	$\text{MgNH}_4\text{AsO}_4 \cdot \frac{1}{2}\text{H}_2\text{O} \leftrightarrow \text{AsO}_3$	0.64600
1.3697	$\text{MgNH}_4\text{AsO}_4 \cdot \frac{1}{2}\text{H}_2\text{O} \leftrightarrow \text{AsO}_4$	0.73008
BARIUM		
Ba = 137.34		
1.4369	$\text{BaCO}_3 \leftrightarrow \text{Ba}$	0.69592
0.94766	$\text{BaCO}_3 \leftrightarrow \text{BaCl}_2$	1.0552
0.76088	$\text{BaCO}_3 \leftrightarrow \text{Ba}(\text{HCO}_3)_2$	1.3143
1.2871	$\text{BaCO}_3 \leftrightarrow \text{BaO}$	0.77699
1.8446	$\text{BaCrO}_4 \leftrightarrow \text{Ba}$	0.54214
1.2165	$\text{BaCrO}_4 \leftrightarrow \text{BaCl}_2$	0.82205
1.2838	$\text{BaCrO}_4 \leftrightarrow \text{BaCO}_3$	0.77902
1.6521	$\text{BaCrO}_4 \leftrightarrow \text{BaO}$	0.60530
2.0345	$\text{BaSiF}_6 \leftrightarrow \text{Ba}$	0.49152
1.5936	$\text{BaSiF}_6 \leftrightarrow \text{BaF}_2$	0.62751
1.8222	$\text{BaSiF}_6 \leftrightarrow \text{BaO}$	0.54878
1.6994	$\text{BaSO}_4 \leftrightarrow \text{Ba}$	0.58843
1.1208	$\text{BaSO}_4 \leftrightarrow \text{BaCl}_2$	0.89224
0.95546	$\text{BaSO}_4 \leftrightarrow \text{BaCl}_2 \cdot 2\text{H}_2\text{O}$	1.0466
1.1827	$\text{BaSO}_4 \leftrightarrow \text{BaCO}_3$	0.84554
0.89308	$\text{BaSO}_4 \leftrightarrow \text{Ba}(\text{NO}_3)_2$	1.1197
1.5221	$\text{BaSO}_4 \leftrightarrow \text{BaO}$	0.65698
1.3783	$\text{BaSO}_4 \leftrightarrow \text{BaO}_2$	0.72554
1.3778	$\text{BaSO}_4 \leftrightarrow \text{BaS}$	0.72579
0.28701	$\text{CO}_2 \leftrightarrow \text{BaO}$	3.4842
0.22300	$\text{CO}_2 \leftrightarrow \text{BaCO}_3$	4.4842

TABLE 11.19 Gravimetric Factors (Continued)

Factor		Factor
BERYLLIUM		
Be = 9.0122		
8.8678	$\text{BeCl}_2 \leftrightarrow \text{Be}$	0.11277
2.7753	$\text{BeO} \leftrightarrow \text{Be}$	0.36033
0.31296	$\text{BeO} \leftrightarrow \text{BeCl}_2$	3.1953
0.14119	$\text{BeO} \leftrightarrow \text{BeSO}_4 \cdot 4\text{H}_2\text{O}$	7.0825
BISMUTH		
Bi = 208.980		
0.89699	$\text{Bi} \leftrightarrow \text{Bi}_2\text{O}_3$	1.1148
1.6648	$\text{BiAsO}_3 \leftrightarrow \text{Bi}$	0.60069
1.4933	$\text{BiAsO}_4 \leftrightarrow \text{Bi}_2\text{O}_4$	0.66968
0.48030	$\text{Bi}_2\text{O}_3 \leftrightarrow \text{Bi}(\text{NO}_3)_3 \cdot 5\text{H}_2\text{O}$	2.0820
0.81183	$\text{Bi}_2\text{O}_3 \leftrightarrow \text{BiONO}_3$	1.2318
1.2462	$\text{BiOCl} \leftrightarrow \text{Bi}$	0.80244
0.53689	$\text{BiOCl} \leftrightarrow \text{Bi}(\text{NO}_3)_3 \cdot 5\text{H}_2\text{O}$	1.8626
1.1178	$\text{BiOCl} \leftrightarrow \text{Bi}_2\text{O}_3$	0.89460
0.90748	$\text{BiOCl} \leftrightarrow \text{BiONO}_3$	1.1019
1.2301	$\text{Bi}_2\text{S}_3 \leftrightarrow \text{Bi}$	0.81291
1.1034	$\text{Bi}_2\text{S}_3 \leftrightarrow \text{Bi}_2\text{O}_3$	0.90627
BORON		
B = 10.81		
3.2199	$\text{B}_2\text{O}_3 \leftrightarrow \text{B}$	0.31057
0.81317	$\text{B}_2\text{O}_3 \leftrightarrow \text{BO}_2$	1.2298
0.59193	$\text{B}_2\text{O}_3 \leftrightarrow \text{BO}_3$	1.6894
0.89693	$\text{B}_2\text{O}_3 \leftrightarrow \text{B}_4\text{O}_7$	1.1149
0.56298	$\text{B}_2\text{O}_3 \leftrightarrow \text{H}_3\text{BO}_3$	1.7763
0.36510	$\text{B}_2\text{O}_3 \leftrightarrow \text{Na}_2\text{B}_4\text{O}_7 \cdot 10\text{H}_2\text{O}$	2.7389
6.4005	$\text{B}_4\text{C} \leftrightarrow \text{C}$	0.15624
11.646	$\text{KBF}_4 \leftrightarrow \text{B}$	0.085863
3.6171	$\text{KBF}_4 \leftrightarrow \text{B}_2\text{O}_3$	0.27647
2.0363	$\text{KBF}_4 \leftrightarrow \text{H}_3\text{BO}_3$	0.49108
1.3206	$\text{KBF}_4 \leftrightarrow \text{Na}_2\text{B}_4\text{O}_7 \cdot 10\text{H}_2\text{O}$	0.75723
BROMINE		
Br = 79.90		
1.3499	$\text{Ag} \leftrightarrow \text{Br}$	0.74079
0.84333	$\text{Ag} \leftrightarrow \text{BrO}_3$	1.1858
1.3331	$\text{Ag} \leftrightarrow \text{HBr}$	0.75013
2.3499	$\text{AgBr} \leftrightarrow \text{Br}$	0.42555
1.4681	$\text{AgBr} \leftrightarrow \text{BrO}_3$	0.68117
2.3206	$\text{AgBr} \leftrightarrow \text{HBr}$	0.43091
0.55756	$\text{Br} \leftrightarrow \text{AgCl}$	1.7935
9.9892	$\text{Br} \leftrightarrow \text{O}$	0.10010
1.1858	$\text{BrO}_3 \leftrightarrow \text{Ag}$	0.84333
CADMIUM		
Cd = 112.40		
0.61317	$\text{Cd} \leftrightarrow \text{CdCl}_2$	1.6309
0.47545	$\text{Cd} \leftrightarrow \text{Cd}(\text{NO}_3)_2$	2.1033
1.1423	$\text{CdO} \leftrightarrow \text{Cd}$	0.87539

TABLE 11.19 Gravimetric Factors (Continued)

Factor		Factor
CADMIUM (continued)		
Cd = 112.40		
0.70045	$\text{CdO} \leftrightarrow \text{CdCl}_2$	1.4276
0.54312	$\text{CdO} \leftrightarrow \text{Cd}(\text{NO}_3)_2$	1.8412
1.2852	$\text{CdS} \leftrightarrow \text{Cd}$	0.77807
0.78806	$\text{CdS} \leftrightarrow \text{CdCl}_2$	1.2689
0.61106	$\text{CdS} \leftrightarrow \text{Cd}(\text{NO}_3)_2$	1.6365
1.1251	$\text{CdS} \leftrightarrow \text{CdO}$	0.88883
0.69298	$\text{CdS} \leftrightarrow \text{CdSO}_4$	1.4430
1.8546	$\text{CdSO}_4 \leftrightarrow \text{Cd}$	0.53919
1.1372	$\text{CdSO}_4 \leftrightarrow \text{CdCl}_2$	0.87935
0.88177	$\text{CdSO}_4 \leftrightarrow \text{Cd}(\text{NO}_3)_2$	1.1341
1.6235	$\text{CdSO}_4 \leftrightarrow \text{CdO}$	0.61595
CALCIUM		
Ca = 40.08		
3.2352	$\text{BaSO}_4 \leftrightarrow \text{CaS}$	0.30910
1.7144	$\text{BaSO}_4 \leftrightarrow \text{CaSO}_4$	0.58329
1.3556	$\text{BaSO}_4 \leftrightarrow \text{CaSO}_4 \cdot 2\text{H}_2\text{O}$	0.73766
0.36111	$\text{Ca} \leftrightarrow \text{CaCl}_2$	2.7692
0.51334	$\text{Ca} \leftrightarrow \text{CaF}_2$	1.9480
0.71471	$\text{Ca} \leftrightarrow \text{CaO}$	1.3992
2.4973	$\text{CaCO}_3 \leftrightarrow \text{Ca}$	0.40044
0.90179	$\text{CaCO}_3 \leftrightarrow \text{CaCl}_2$	1.1089
0.61742	$\text{CaCO}_3 \leftrightarrow \text{Ca}(\text{HCO}_3)_2$	1.6196
1.7848	$\text{CaCO} \leftrightarrow \text{CaO}$	0.56029
0.73520	$\text{CaCO}_3 \leftrightarrow \text{CaSO}_4$	1.3602
0.58134	$\text{CaCO}_3 \leftrightarrow \text{CaSO}_4 \cdot 2\text{H}_2\text{O}$	1.7202
1.3726	$\text{CaCO}_3 \leftrightarrow \text{HCl}$	0.72856
0.50526	$\text{CaO} \leftrightarrow \text{CaCl}_2$	1.9792
0.71825	$\text{CaO} \leftrightarrow \text{CaF}_2$	1.3923
0.34593	$\text{CaO} \leftrightarrow \text{Ca}(\text{HCO}_3)_2$	2.8907
0.75685	$\text{CaO} \leftrightarrow \text{Ca}(\text{OH})_2$	1.3213
0.41192	$\text{CaO} \leftrightarrow \text{CaSO}_4$	2.4276
0.32572	$\text{CaO} \leftrightarrow \text{CaSO}_4 \cdot 2\text{H}_2\text{O}$	3.0701
2.5797	$\text{Ca}_3(\text{PO}_4)_2 \leftrightarrow \text{Ca}$	0.38765
1.8437	$\text{Ca}_3(\text{PO}_4)_2 \leftrightarrow \text{CaO}$	0.54239
0.75946	$\text{Ca}_3(\text{PO}_4)_2 \leftrightarrow \text{CaSO}_4$	1.3167
3.3967	$\text{CaSO}_4 \leftrightarrow \text{Ca}$	0.29440
1.2266	$\text{CaSO}_4 \leftrightarrow \text{CaCl}_2$	0.81526
1.3602	$\text{CaSO}_4 \leftrightarrow \text{CaCO}_3$	0.73520
1.7437	$\text{CaSO}_4 \leftrightarrow \text{CaF}_2$	0.57351
2.4276	$\text{CaSO}_4 \leftrightarrow \text{CaO}$	0.41192
1.7691	$\text{Cl} \leftrightarrow \text{Ca}$	0.56526
0.63885	$\text{Cl} \leftrightarrow \text{CaCl}_2$	1.5653
1.2644	$\text{Cl} \leftrightarrow \text{CaO}$	0.79089
0.78479	$\text{CO}_2 \leftrightarrow \text{CaO}$	1.2742
0.43970	$\text{CO}_2 \leftrightarrow \text{CaCO}_3$	2.2743
0.77989	$\text{Mg}_2\text{As}_2\text{O}_7 \leftrightarrow \text{Ca}_3(\text{AsO}_4)_2$	1.2822
0.71883	$\text{MgO} \leftrightarrow \text{CaO}$	1.3912
0.71755	$\text{Mg}_2\text{P}_2\text{O}_7 \leftrightarrow \text{Ca}_3(\text{PO}_4)_2$	1.3936
12.098	$(\text{NH}_4)_3\text{PO}_4 \cdot 12\text{MoO}_3 \leftrightarrow \text{Ca}_3(\text{PO}_4)_2$	0.082657

TABLE 11.19 Gravimetric Factors (Continued)

Factor		Factor
CALCIUM (continued)		
Ca = 40.08		
0.65824	$N_2O_5 \leftrightarrow Ca(NO_3)_2$	1.5192
0.45761	$P_2O_5 \leftrightarrow Ca_3(PO_4)_2$	2.1853
1.4277	$SO_3 \leftrightarrow CaO$	0.70044
0.58809	$SO_3 \leftrightarrow CaSO_4$	1.7004
0.46502	$SO_3 \leftrightarrow CaSO_4 \cdot 2H_2O$	2.1505
0.80523	$WO_3 \leftrightarrow CaWO_4$	1.2419
CARBON		
C = 12.011		
3.9913	$Ag \leftrightarrow HCN$	0.25054
1.6565	$Ag \leftrightarrow KCN$	0.60369
4.9541	$AgCN \leftrightarrow HCN$	0.20185
2.0561	$AgCN \leftrightarrow KCN$	0.48637
16.431	$BaCO_3 \leftrightarrow C$	0.060861
4.4842	$BaCO_3 \leftrightarrow CO_2$	0.22301
3.2887	$BaCO_3 \leftrightarrow CO_3$	0.30407
3.4842	$BaO \leftrightarrow CO_2$	0.28701
1.7421	$BaO \leftrightarrow CO_2, \text{ bicarbonate}$	0.57402
0.19432	$CN \leftrightarrow AgCN$	5.1461
0.24120	$CN \leftrightarrow Ag$	4.1460
0.35000	$SCN \leftrightarrow AgSCN$	2.8572
0.47757	$SCN \leftrightarrow CuSCN$	2.0939
0.24885	$SCN \leftrightarrow BaSO_4$	4.0185
1.2742	$CaO \leftrightarrow CO_2$	0.78479
0.63712	$CaO \leftrightarrow CO_2, \text{ bicarbonate}$	1.5696
0.33936	$CO_2 \leftrightarrow Ba(HCO_3)_2$	2.9467
3.6641	$CO_2 \leftrightarrow C$	0.27291
0.43970	$CO_2 \leftrightarrow CaCO_3$	2.2743
0.54297	$CO_2 \leftrightarrow Ca(HCO_3)_2$	1.8417
0.73341	$CO_2 \leftrightarrow CO_3$	1.3635
0.13507	$CO_2 \leftrightarrow Cs_2CO_3$	7.4033
0.22695	$CO_2 \leftrightarrow CsHCO_3$	4.4063
0.37986	$CO_2 \leftrightarrow FeCO_3$	2.6326
0.49483	$CO_2 \leftrightarrow Fe(HCO_3)_2$	2.0209
0.31843	$CO_2 \leftrightarrow K_2CO_3$	3.1404
0.43957	$CO_2 \leftrightarrow KHCO_3$	2.2749
0.46718	$CO_2 \leftrightarrow K_2O$	2.1405
0.59564	$CO_2 \leftrightarrow Li_2CO_3$	1.6789
0.64762	$CO_2 \leftrightarrow LiHCO_3$	1.5441
1.4730	$CO_2 \leftrightarrow Li_2O$	0.67887
0.52193	$CO_2 \leftrightarrow MgCO_3$	1.9159
0.60143	$CO_2 \leftrightarrow Mg(HCO_3)_2$	1.6627
1.0918	$CO_2 \leftrightarrow MgO$	0.91595
0.38286	$CO_2 \leftrightarrow MnCO_3$	2.6119
0.49737	$CO_2 \leftrightarrow Mn(HCO_3)_2$	2.0106
0.62041	$CO_2 \leftrightarrow MnO$	1.6118
0.41523	$CO_2 \leftrightarrow Na_2CO_3$	2.4083
0.52388	$CO_2 \leftrightarrow NaHCO_3$	1.9088
0.71008	$CO_2 \leftrightarrow Na_2O$	1.4083
0.45802	$CO_2 \leftrightarrow (NH_4)_2CO_3$	2.1833

TABLE 11.19 Gravimetric Factors (Continued)

Factor		Factor
CARBON (continued)		
C = 12.011		
0.55669	$\text{CO}_2 \leftrightarrow \text{NH}_4\text{HCO}_3$	1.7963
0.16471	$\text{CO}_2 \leftrightarrow \text{PbCO}_3$	6.0713
0.19055	$\text{CO}_2 \leftrightarrow \text{Rb}_2\text{CO}_3$	5.2477
0.30043	$\text{CO}_2 \leftrightarrow \text{RbHCO}_3$	3.3286
0.23542	$\text{CO}_2 \leftrightarrow \text{Rb}_2\text{O}$	4.2477
0.29811	$\text{CO}_2 \leftrightarrow \text{SrCO}_3$	3.3545
0.41984	$\text{CO}_2 \leftrightarrow \text{Sr}(\text{HCO}_3)_2$	2.3818
0.42474	$\text{CO}_2 \leftrightarrow \text{SrO}$	2.3545
CERIUM		
Ce = 140.12		
0.36100	$\text{Ce} \leftrightarrow \text{Ce}(\text{NO}_3)_4$	2.7701
0.24746	$\text{Ce} \leftrightarrow \text{Ce}(\text{NO}_3)_4 \cdot 2\text{NH}_4\text{NO}_3 \cdot \text{H}_2\text{O}$	4.0411
0.81408	$\text{Ce} \leftrightarrow \text{CeO}_2$	1.2284
0.85377	$\text{Ce} \leftrightarrow \text{Ce}_2\text{O}_3$	1.1713
0.49302	$\text{Ce} \leftrightarrow \text{Ce}_2(\text{SO}_4)_3$	2.0283
1.0527	$\text{Ce}_2(\text{C}_2\text{O}_4)_3 \cdot 3\text{H}_2\text{O} \leftrightarrow \text{Ce}_2(\text{SO}_4)_3$	0.94998
2.1351	$\text{Ce}_2(\text{C}_2\text{O}_4)_3 \cdot 3\text{H}_2\text{O} \leftrightarrow \text{Ce}$	0.46835
0.44345	$\text{CeO}_2 \leftrightarrow \text{Ce}(\text{NO}_3)_4$	2.2551
0.30397	$\text{CeO}_2 \leftrightarrow \text{Ce}(\text{NO}_3)_4 \cdot 2\text{NH}_4\text{NO}_3 \cdot \text{H}_2\text{O}$	3.2898
0.42284	$\text{Ce}_2\text{O}_3 \leftrightarrow \text{Ce}(\text{NO}_3)_4$	2.3650
0.28984	$\text{Ce}_2\text{O}_3 \leftrightarrow \text{Ce}(\text{NO}_3)_4 \cdot 2\text{NH}_4\text{NO}_3 \cdot \text{H}_2\text{O}$	3.4502
0.95352	$\text{Ce}_2\text{O}_3 \leftrightarrow \text{CeO}_2$	1.0487
0.57746	$\text{Ce}_2\text{O}_3 \leftrightarrow \text{Ce}_2(\text{SO}_4)_3$	1.7317
CESIUM		
Cs = 137.905		
0.85127	$\text{AgCl} \leftrightarrow \text{CsCl}$	1.1747
0.26675	$\text{Cl} \leftrightarrow \text{Cs}$	3.7489
0.21058	$\text{Cl} \leftrightarrow \text{CsCl}$	4.7488
0.78944	$\text{Cs} \leftrightarrow \text{CsCl}$	1.2667
0.57200	$\text{Cs} \leftrightarrow \text{CsClO}_4$	1.7483
0.81585	$\text{Cs} \leftrightarrow \text{Cs}_2\text{CO}_3$	1.2257
0.94326	$\text{Cs} \leftrightarrow \text{Cs}_2\text{O}$	1.0602
0.83693	$\text{Cs}_2\text{O} \leftrightarrow \text{CsCl}$	1.1948
0.77876	$\text{Cs}_2\text{O} \leftrightarrow \text{Cs}_2\text{SO}_4$	1.2841
2.5341	$\text{Cs}_2\text{PtCl}_6 \leftrightarrow \text{Cs}$	0.39461
2.0005	$\text{Cs}_2\text{PtCl}_6 \leftrightarrow \text{CsCl}$	0.49987
2.0675	$\text{Cs}_2\text{PtCl}_6 \leftrightarrow \text{Cs}_2\text{CO}_3$	0.48369
2.3903	$\text{Cs}_2\text{PtCl}_6 \leftrightarrow \text{Cs}_2\text{O}$	0.41835
1.3613	$\text{Cs}_2\text{SO}_4 \leftrightarrow \text{Cs}$	0.73457
1.0747	$\text{Cs}_2\text{SO}_4 \leftrightarrow \text{CsCl}$	0.93050
1.1106	$\text{Cs}_2\text{SO}_4 \leftrightarrow \text{Cs}_2\text{CO}_3$	0.90038
0.28410	$\text{SO}_3 \leftrightarrow \text{Cs}_2\text{O}$	3.5199
CHLORINE		
Cl = 35.453		
3.0426	$\text{Ag} \leftrightarrow \text{Cl}$	0.32866
2.9585	$\text{Ag} \leftrightarrow \text{HCl}$	0.33801
4.0425	$\text{AgCl} \leftrightarrow \text{Cl}$	0.24737

TABLE 11.19 Gravimetric Factors (Continued)

Factor		Factor
CHLORINE (continued)		
Cl = 35.453		
3.9308	$\text{AgCl} \leftrightarrow \text{HCl}$	0.25440
3.5728	$\text{BaCrO}_4 \leftrightarrow \text{Cl}$	0.27990
0.56526	$\text{Ca} \leftrightarrow \text{Cl}$	1.7691
0.97235	$\text{Cl} \leftrightarrow \text{HCl}$	1.0284
0.58227	$\text{ClO}_3 \leftrightarrow \text{AgCl}$	1.7174
1.1193	$\text{ClO}_3 \leftrightarrow \text{KCl}$	0.89340
1.4279	$\text{ClO}_3 \leftrightarrow \text{NaCl}$	0.70033
0.69391	$\text{ClO}_4 \leftrightarrow \text{AgCl}$	1.4411
1.3339	$\text{ClO}_4 \leftrightarrow \text{KCl}$	0.74967
1.7017	$\text{ClO}_4 \leftrightarrow \text{NaCl}$	0.58766
1.1029	$\text{K} \leftrightarrow \text{Cl}$	0.90668
2.1029	$\text{KCl} \leftrightarrow \text{Cl}$	0.47553
0.19572	$\text{Li} \leftrightarrow \text{Cl}$	5.1092
0.34288	$\text{Mg} \leftrightarrow \text{Cl}$	2.9165
1.3429	$\text{MgCl}_2 \leftrightarrow \text{Cl}$	0.74467
1.2261	$\text{MnO}_2 \leftrightarrow \text{Cl}$	0.81560
0.64846	$\text{Na} \leftrightarrow \text{Cl}$	1.5421
1.6485	$\text{NaCl} \leftrightarrow \text{Cl}$	0.60663
0.50881	$\text{NH}_4 \leftrightarrow \text{Cl}$	1.9654
1.4671	$\text{NH}_4\text{Cl} \leftrightarrow \text{HCl}$	0.68162
1.8121	$(\text{NH}_4)_2\text{SO}_4 \leftrightarrow \text{HCl}$	0.55185
4.5580	$\text{PbCrO}_4 \leftrightarrow \text{Cl}$	0.21939
CHROMIUM		
Cr = 51.996		
4.8721	$\text{BaCrO}_4 \leftrightarrow \text{Cr}$	0.20525
3.3335	$\text{BaCrO}_4 \leftrightarrow \text{Cr}_2\text{O}_3$	0.29998
2.5335	$\text{BaCrO}_4 \leftrightarrow \text{CrO}_3$	0.39472
2.1841	$\text{BaCrO}_4 \leftrightarrow \text{CrO}_4$	0.45786
0.70718	$\text{BaCrO}_4 \leftrightarrow \text{Cr}_2(\text{SO}_4)_3 \cdot 18\text{H}_2\text{O}$	1.4141
7.4935	$\text{Cr}_3\text{C}_2 \leftrightarrow \text{C}$	0.13345
1.9231	$\text{CrO}_3 \leftrightarrow \text{Cr}$	0.51999
1.4616	$\text{Cr}_2\text{O}_3 \leftrightarrow \text{Cr}$	0.68420
0.76000	$\text{Cr}_2\text{O}_3 \leftrightarrow \text{CrO}_3$	1.3158
0.65519	$\text{Cr}_2\text{O}_3 \leftrightarrow \text{CrO}_4$	1.5263
3.7349	$\text{K}_2\text{CrO}_4 \leftrightarrow \text{Cr}$	0.26774
1.9421	$\text{K}_2\text{CrO}_4 \leftrightarrow \text{CrO}_3$	0.51490
1.4710	$\text{K}_2\text{Cr}_2\text{O}_7 \leftrightarrow \text{CrO}_3$	0.67979
6.2155	$\text{PbCrO}_4 \leftrightarrow \text{Cr}$	0.16089
4.2527	$\text{PbCrO}_4 \leftrightarrow \text{Cr}_2\text{O}_3$	0.23515
3.2320	$\text{PbCrO}_4 \leftrightarrow \text{CrO}_3$	0.30941
2.7863	$\text{PbCrO}_4 \leftrightarrow \text{CrO}_4$	0.35890
0.90217	$\text{PbCrO}_4 \leftrightarrow \text{Cr}_2(\text{SO}_4)_3 \cdot 18\text{H}_2\text{O}$	1.1084
1.6642	$\text{PbCrO}_4 \leftrightarrow \text{K}_2\text{CrO}_4$	0.60090
2.1971	$\text{PbCrO}_4 \leftrightarrow \text{K}_2\text{Cr}_2\text{O}_7$	0.45515
COBALT		
Co = 58.9332		
0.20249	$\text{Co} \leftrightarrow \text{Co}(\text{NO}_3)_2 \cdot 6\text{H}_2\text{O}$	4.9385
0.78648	$\text{Co} \leftrightarrow \text{CoO}$	1.2715

TABLE 11.19 Gravimetric Factors (Continued)

Factor		Factor
COBALT (continued)		
Co = 58.9332		
0.20965	$\text{Co} \leftrightarrow \text{CoSO}_4 \cdot 7\text{H}_2\text{O}$	4.7698
7.6743	$\text{K}_3[\text{Co}(\text{NO}_2)_6] \leftrightarrow \text{Co}$	0.13030
6.0357	$\text{K}_3[\text{Co}(\text{NO}_2)_6] \leftrightarrow \text{CoO}$	0.16568
1.3620	$\text{Co}_3\text{O}_4 \leftrightarrow \text{Co}$	0.73422
1.0712	$\text{Co}_3\text{O}_4 \leftrightarrow \text{CoO}$	0.93355
2.4758	$\text{Co}_2\text{P}_2\text{O}_7 \leftrightarrow \text{Co}$	0.40391
1.9471	$\text{Co}_2\text{P}_2\text{O}_7 \leftrightarrow \text{CoO}$	0.51357
3.2233	$\text{CoNH}_4\text{PO}_4 \cdot \text{H}_2\text{O} \leftrightarrow \text{Co}$	0.31024
2.5351	$\text{CoNH}_4\text{PO}_4 \cdot \text{H}_2\text{O} \leftrightarrow \text{CoO}$	0.39447
2.6299	$\text{CoSO}_4 \leftrightarrow \text{Co}$	0.38024
2.0684	$\text{CoSO}_4 \leftrightarrow \text{CoO}$	0.48347
3.7514	$\text{CoSO}_4 \cdot 7\text{H}_2\text{O} \leftrightarrow \text{CoO}$	0.26657
7.0656	$(\text{CoSO}_4)_2 \cdot (\text{K}_2\text{SO}_4)_3 \leftrightarrow \text{Co}$	0.14153
5.5569	$(\text{CoSO}_4)_2 \cdot (\text{K}_2\text{SO}_4)_3 \leftrightarrow \text{CoO}$	0.17996
COPPER		
Cu = 63.544		
0.25071	$\text{Cu} \leftrightarrow \text{Cu}_2\text{C}_2\text{H}_3\text{O}_2 \cdot (\text{AsO}_2)_3$	3.9887
0.79885	$\text{Cu} \leftrightarrow \text{CuO}$	1.2518
0.25449	$\text{Cu} \leftrightarrow \text{CuSO}_4 \cdot 5\text{H}_2\text{O}$	3.9295
1.9141	$\text{CuSCN} \leftrightarrow \text{Cu}$	0.52245
1.5291	$\text{CuSCN} \leftrightarrow \text{CuO}$	0.65400
0.31856	$\text{CuO} \leftrightarrow \text{CuSO}_4 \cdot 5\text{H}_2\text{O}$	3.1391
1.1259	$\text{Cu}_2\text{O} \leftrightarrow \text{Cu}$	0.88817
1.2523	$\text{Cu}_2\text{S} \leftrightarrow \text{Cu}$	0.79854
1.0004	$\text{Cu}_2\text{S} \leftrightarrow \text{CuO}$	0.99961
1.1122	$\text{Cu}_2\text{S} \leftrightarrow \text{Cu}_2\text{O}$	0.89908
0.31869	$\text{Cu}_2\text{S} \leftrightarrow \text{CuSO}_4 \cdot 5\text{H}_2\text{O}$	3.1379
0.91872	$\text{Mg}_2\text{As}_2\text{O}_7 \leftrightarrow \text{Cu}_2\text{C}_2\text{H}_3\text{O}_2(\text{AsO}_2)_3$	1.0885
ERBIUM		
Er = 167.26		
1.1435	$\text{Er}_2\text{O}_3 \leftrightarrow \text{Er}$	0.87452
FLUORINE		
F = 18.9984		
1.5936	$\text{BaSiF}_6 \leftrightarrow \text{BaF}_2$	0.62751
2.4513	$\text{BaSiF}_6 \leftrightarrow \text{F}$	0.40795
2.3277	$\text{BaSiF}_6 \leftrightarrow 6\text{HF}$	0.42960
1.9392	$\text{BaSiF}_6 \leftrightarrow \text{H}_2\text{SiF}_6$	0.51568
2.6847	$\text{BaSiF}_6 \leftrightarrow \text{SiF}_4$	0.37249
1.9666	$\text{BaSiF}_6 \leftrightarrow \text{SiF}_6$	0.50848
1.6256	$\text{CaF}_2 \leftrightarrow \text{H}_2\text{SiF}_6$	0.61516
1.6486	$\text{CaF}_2 \leftrightarrow \text{SiF}_6$	0.60658
3.5829	$\text{CaSO}_4 \leftrightarrow \text{F}$	0.27910
2.4024	$\text{CaSO}_4 \leftrightarrow \text{HF}$	0.29391
0.48666	$\text{F} \leftrightarrow \text{CaF}_2$	2.0548
0.51248	$\text{HF} \leftrightarrow \text{CaF}_2$	1.9513
1.2641	$\text{H}_2\text{SiF}_6 \leftrightarrow \text{F}$	0.79109
3.6011	$\text{H}_2\text{SiF}_6 \leftrightarrow 2\text{HF}$	0.27769

TABLE 11.19 Gravimetric Factors (Continued)

Factor		Factor
FLUORINE (continued)		
F = 18.9984		
1.2004	$\text{H}_2\text{SiF}_6 \leftrightarrow 6\text{HF}$	0.83308
1.3844	$\text{H}_2\text{SiF}_6 \leftrightarrow \text{SiF}_4$	0.72233
1.0141	$\text{H}_2\text{SiF}_6 \leftrightarrow \text{SiF}_6$	0.98605
2.0556	$\text{KF} \cdot \text{HF} \leftrightarrow 2\text{F}$	0.48647
1.9520	$\text{KF} \cdot \text{HF} \leftrightarrow 2\text{HF}$	0.51228
0.67218	$\text{KF} \cdot \text{HF} \leftrightarrow 2\text{KF}$	1.4877
0.41489	$\text{KF} \cdot \text{HF} \leftrightarrow 2(\text{KF} \cdot 2\text{H}_2\text{O})$	2.4103
1.9325	$\text{K}_2\text{SiF}_6 \leftrightarrow \text{F}$	0.51748
1.8351	$\text{K}_2\text{SiF}_6 \leftrightarrow 6\text{HF}$	0.54494
1.5288	$\text{K}_2\text{SiF}_6 \leftrightarrow \text{H}_2\text{SiF}_6$	0.65412
1.8957	$\text{K}_2\text{SiF}_6 \leftrightarrow 2\text{KF}$	0.52751
1.5504	$\text{K}_2\text{SiF}_6 \leftrightarrow \text{SiF}_6$	0.64500
1.9495	$\text{NH}_4\text{F} \leftrightarrow \text{F}$	0.51295
1.5013	$\text{NH}_4\text{F} \cdot \text{HF} \leftrightarrow 2\text{F}$	0.66611
1.4256	$\text{NH}_4\text{F} \cdot \text{HF} \leftrightarrow 2\text{HF}$	0.70145
0.49090	$\text{NH}_4\text{F} \cdot \text{HF} \leftrightarrow 2\text{KF}$	2.0371
0.30300	$\text{NH}_4\text{F} \cdot \text{HF} \leftrightarrow 2(\text{KF} \cdot 2\text{H}_2\text{O})$	3.3003
1.5629	$(\text{NH}_4)_2\text{SiF}_6 \leftrightarrow \text{F}$	0.63985
1.4841	$(\text{NH}_4)_2\text{SiF}_6 \leftrightarrow 6\text{HF}$	0.67381
1.2364	$(\text{NH}_4)_2\text{SiF}_6 \leftrightarrow \text{H}_2\text{SiF}_6$	0.80881
2.4050	$(\text{NH}_4)_2\text{SiF}_6 \leftrightarrow 2\text{NH}_4\text{F}$	0.41580
1.2539	$(\text{NH}_4)_2\text{SiF}_6 \leftrightarrow \text{SiF}_6$	0.79753
2.2101	$\text{NaF} \leftrightarrow \text{F}$	0.45246
1.6498	$\text{Na}_2\text{SiF}_6 \leftrightarrow \text{F}$	0.60614
1.5666	$\text{Na}_2\text{SiF}_6 \leftrightarrow 6\text{HF}$	0.63831
1.3052	$\text{Na}_3\text{SiF}_6 \leftrightarrow \text{H}_2\text{SiF}_6$	0.76619
2.2394	$\text{Na}_2\text{SiF}_6 \leftrightarrow 2\text{NaF}$	0.44654
1.3236	$\text{Na}_2\text{SiF}_6 \leftrightarrow \text{SiF}_6$	0.75550
GALLIUM		
Ga = 69.72		
1.3442	$\text{Ga}_2\text{O}_3 \leftrightarrow \text{Ga}$	0.74392
1.6898	$\text{Ga}_2\text{S}_3 \leftrightarrow \text{Ga}$	0.59178
GERMANIUM		
Ge = 72.59		
1.4408	$\text{GeO}_2 \leftrightarrow \text{Ge}$	0.69404
3.6476	$\text{K}_2\text{GeF}_6 \leftrightarrow \text{Ge}$	0.27415
GOLD		
Au = 196.967		
0.64936	$\text{Au} \leftrightarrow \text{AuCl}_3$	1.5400
0.47826	$\text{Au} \leftrightarrow \text{HAuCl}_4 \cdot 4\text{H}_2\text{O}$	2.0909
0.54995	$\text{Au} \leftrightarrow \text{KAu}(\text{CN})_4 \cdot \text{H}_2\text{O}$	1.8183
HYDROGEN		
H = 1.0079		
8.9365	$\text{H}_2\text{O} \leftrightarrow \text{H}$	0.11190
7.9364	$\text{O} \leftrightarrow \text{H}$	0.12600
0.35607	$\text{HSCN} \leftrightarrow \text{AgSCN}$	2.8084

TABLE 11.19 Gravimetric Factors (Continued)

Factor		Factor
HYDROGEN (continued)		
H = 1.0079		
0.48586	HSCN ↔ CuSCN	2.0582
0.25317	HSCN ↔ BaSO ₄	3.9499
INDIUM		
In = 114.82		
1.2090	In ₂ O ₃ ↔ In	0.82711
1.4189	In ₂ S ₃ ↔ In	0.70476
IODINE		
I = 126.904		
0.84333	Ag ↔ HI	1.1858
0.85004	Ag ↔ I	1.1764
1.1294	AgCl ↔ I	0.88543
1.8354	AgI ↔ HI	0.54483
1.8500	AgI ↔ I	0.54053
1.3423	AgI ↔ IO ₃	0.74498
1.2298	AgI ↔ IO ₄	0.81314
1.4066	AgI ↔ I ₂ O ₃	0.71091
1.2836	AgI ↔ I ₂ O ₇	0.77904
0.41592	Pd ↔ HI	2.4043
0.41921	Pd ↔ I	2.3854
1.4081	PdI ₂ ↔ HI	0.71020
1.4192	PdI ₂ ↔ I	0.70462
1.0297	PdI ₂ ↔ IO ₃	0.97113
0.94343	PdI ₂ ↔ IO ₄	1.0600
1.0791	PdI ₂ ↔ I ₂ O ₃	0.92671
0.98472	PdI ₂ ↔ I ₂ O ₇	1.0155
2.5899	TlI ↔ HI	0.38612
2.6105	TlI ↔ I	0.38307
1.8941	TlI ↔ IO ₃	0.52797
1.7353	TlI ↔ IO ₄	0.57627
1.9848	TlI ↔ I ₂ O ₃	0.50383
1.8112	TlI ↔ I ₂ O ₇	0.55211
IRON		
Fe = 55.845		
2.2598	Ag ↔ Fe ₇ (CN) ₁₈ (Prussian blue)	0.44252
0.54503	CN ↔ Fe ₇ (CN) ₁₈	1.8347
0.61256	CO ₂ ↔ FeO	1.6325
0.37986	CO ₂ ↔ FeCO ₃	2.6326
0.49483	CO ₂ ↔ Fe(HCO ₃) ₂	2.0209
0.31396	Fe ↔ Fe(HCO ₃) ₂	3.1851
0.44061	Fe ↔ FeCl ₂	2.2696
0.77730	Fe ↔ FeO	1.2865
0.69943	Fe ↔ Fe ₂ O ₃	1.4297
0.72359	Fe ↔ Fe ₃ O ₄	1.3820
0.36763	Fe ↔ FeSO ₄	2.7201
0.20087	Fe ↔ FeSO ₄ · 7H ₂ O	4.9782
0.14242	Fe ↔ FeSO ₄ · (NH ₄) ₂ SO ₄ · 6H ₂ O	7.0217
0.62011	FeO ↔ FeCO ₃	1.6126

TABLE 11.19 Gravimetric Factors (Continued)

Factor		Factor
IRON (continued)		
Fe = 55.845		
0.40390	$\text{FeO} \leftrightarrow \text{Fe}(\text{HCO}_3)_2$	2.4759
0.89982	$\text{FeO} \leftrightarrow \text{Fe}_2\text{O}_3$	1.1113
0.49223	$\text{Fe}_2\text{O}_3 \leftrightarrow \text{FeCl}_2$	2.0316
0.68915	$\text{Fe}_2\text{O}_3 \leftrightarrow \text{FeCO}_3$	1.4511
0.44887	$\text{Fe}_2\text{O}_3 \leftrightarrow \text{Fe}(\text{HCO}_3)_2$	2.2278
0.33422	$\text{Fe}_2\text{O}_3 \leftrightarrow \text{Fe}(\text{HCO}_3)_3$	2.9920
1.1113	$\text{Fe}_2\text{O}_3 \leftrightarrow \text{FeO}$	0.89982
1.0345	$\text{Fe}_2\text{O}_3 \leftrightarrow \text{Fe}_3\text{O}_4$	0.96662
0.52941	$\text{Fe}_2\text{O}_3 \leftrightarrow \text{FePO}_4$	1.8889
0.52561	$\text{Fe}_2\text{O}_3 \leftrightarrow \text{FeSO}_4$	1.9026
0.28719	$\text{Fe}_2\text{O}_3 \leftrightarrow \text{FeSO}_4 \cdot 7\text{H}_2\text{O}$	3.4820
0.20361	$\text{Fe}_2\text{O}_3 \leftrightarrow \text{FeSO}_4 \cdot (\text{NH}_4)_2\text{SO}_4 \cdot 6\text{H}_2\text{O}$	4.9113
0.39934	$\text{Fe}_2\text{O}_3 \leftrightarrow \text{Fe}_2(\text{SO}_4)_3$	2.5041
2.7006	$\text{FePO}_4 \leftrightarrow \text{Fe}$	0.37029
2.0992	$\text{FePO}_4 \leftrightarrow \text{FeO}$	0.47637
1.5741	$\text{FeS} \leftrightarrow \text{Fe}$	0.63527
1.2236	$\text{FeS} \leftrightarrow \text{FeO}$	0.81726
1.1010	$\text{FeS} \leftrightarrow \text{Fe}_2\text{O}_3$	0.90825
0.79699	$\text{Mg}_2\text{As}_2\text{O}_7 \leftrightarrow \text{FeAsO}_4$	1.2547
1.1144	$\text{SO}_3 \leftrightarrow \text{FeO}$	0.89738
0.52704	$\text{SO}_3 \leftrightarrow \text{FeSO}_4$	1.8974
LANTHANUM		
La = 138.91		
1.1728	$\text{La}_2\text{O}_3 \leftrightarrow \text{La}$	0.85268
LEAD		
Pb = 207.2		
0.77541	$\text{Pb} \leftrightarrow \text{PbCO}_3$	1.2896
0.80141	$\text{Pb} \leftrightarrow (\text{PbCO}_3)_2 \cdot \text{Pb}(\text{OH})_2$	1.2478
0.85901	$\text{Pb} \leftrightarrow \text{Pb}(\text{OH})_2$	1.1641
0.92831	$\text{Pb} \leftrightarrow \text{PbO}$	1.0772
1.3422	$\text{PbCl}_2 \leftrightarrow \text{Pb}$	0.74502
1.2460	$\text{PbCl}_2 \leftrightarrow \text{PbO}$	0.80255
1.5598	$\text{PbCrO}_4 \leftrightarrow \text{Pb}$	0.64110
0.85198	$\text{PbCrO}_4 \leftrightarrow \text{Pb}(\text{C}_2\text{H}_3\text{O}_2)_2 \cdot 3\text{H}_2\text{O}$	1.1737
1.2501	$\text{PbCrO}_4 \leftrightarrow (\text{PbCO}_3)_2 \cdot \text{Pb}(\text{OH})_2$	0.79997
1.4480	$\text{PbCrO}_4 \leftrightarrow \text{PbO}$	0.69061
1.4142	$\text{PbCrO}_4 \leftrightarrow \text{Pb}_3\text{O}_4$	0.70711
1.0657	$\text{PbCrO}_4 \leftrightarrow \text{PbSO}_4$	0.93833
0.83529	$\text{PbO} \leftrightarrow \text{PbCO}_3$	1.1972
0.67388	$\text{PbO} \leftrightarrow \text{Pb}(\text{NO}_3)_2$	1.4839
0.93311	$\text{PbO} \leftrightarrow \text{PbO}_2$	1.0717
1.1544	$\text{PbO}_2 \leftrightarrow \text{Pb}$	0.86622
0.72219	$\text{PbO}_2 \leftrightarrow \text{Pb}(\text{NO}_3)_2$	1.3847
1.1547	$\text{PbS} \leftrightarrow \text{Pb}$	0.86600
1.0720	$\text{PbS} \leftrightarrow \text{PbO}$	0.93287
0.78895	$\text{PbS} \leftrightarrow \text{PbSO}_4$	1.2675
1.2993	$\text{PbSO}_4 \leftrightarrow \text{BaSO}_4$	0.76966
1.4636	$\text{PbSO}_4 \leftrightarrow \text{Pb}$	0.68323

TABLE 11.19 Gravimetric Factors (Continued)

Factor		Factor
LEAD (continued)		
Pb = 207.2		
0.79944	$\text{PbSO}_4 \leftrightarrow \text{Pb}(\text{C}_2\text{H}_3\text{O}_2)_2 \cdot 3\text{H}_2\text{O}$	1.2509
1.1349	$\text{PbSO}_4 \leftrightarrow \text{PbCO}_3$	0.88112
1.1730	$\text{PbSO}_4 \leftrightarrow (\text{PbCO}_3)_2 \cdot \text{Pb}(\text{OH})_2$	0.85254
0.91561	$\text{PbSO}_4 \leftrightarrow \text{Pb}(\text{NO}_3)_2$	1.0922
1.3587	$\text{PbSO}_4 \leftrightarrow \text{PbO}$	0.73599
1.2678	$\text{PbSO}_4 \leftrightarrow \text{PbO}_2$	0.78875
1.3270	$\text{PbSO}_4 \leftrightarrow \text{Pb}_3\text{O}_4$	0.75358
LITHIUM		
Li = 6.941		
0.59562	$\text{CO}_2 \leftrightarrow \text{Li}_2\text{CO}_3$	1.6789
0.64759	$\text{CO}_2 \leftrightarrow \text{LiHCO}_3$	1.5442
1.4729	$\text{CO}_2 \leftrightarrow \text{Li}_2\text{O}$	0.67894
6.1086	$\text{LiCl} \leftrightarrow \text{Li}$	0.16369
2.8378	$\text{LiCl} \leftrightarrow \text{Li}_2\text{O}$	0.35239
5.3228	$\text{Li}_2\text{CO}_3 \leftrightarrow \text{Li}$	0.18787
0.87147	$\text{Li}_2\text{CO}_3 \leftrightarrow \text{LiCl}$	1.1475
0.54364	$\text{Li}_2\text{CO}_3 \leftrightarrow \text{LiHCO}_3$	1.8395
2.4730	$\text{Li}_2\text{CO}_3 \leftrightarrow \text{Li}_2\text{O}$	0.40436
4.5491	$\text{LiHCO}_3 \leftrightarrow \text{Li}_2\text{O}$	0.21983
3.7371	$\text{LiF} \leftrightarrow \text{Li}$	0.26759
2.1525	$\text{Li}_2\text{O} \leftrightarrow \text{Li}$	0.46457
0.27176	$\text{Li}_2\text{O} \leftrightarrow \text{Li}_2\text{SO}_4$	3.6798
5.5609	$\text{Li}_2\text{PO}_4 \leftrightarrow \text{Li}$	0.17983
0.91047	$\text{Li}_3\text{PO}_4 \leftrightarrow \text{LiCl}$	1.0983
1.0447	$\text{Li}_3\text{PO}_4 \leftrightarrow \text{Li}_2\text{CO}_3$	0.95717
0.56797	$\text{Li}_3\text{PO}_4 \leftrightarrow \text{LiHCO}_3$	1.7607
2.5837	$\text{Li}_3\text{PO}_4 \leftrightarrow \text{Li}_2\text{O}$	0.38704
0.70214	$\text{Li}_3\text{PO}_4 \leftrightarrow \text{Li}_2\text{SO}_4$	1.4242
0.60331	$\text{Li}_3\text{PO}_4 \leftrightarrow \text{Li}_2\text{SO}_4 \cdot \text{H}_2\text{O}$	1.6575
7.9153	$\text{Li}_2\text{SO}_4 \leftrightarrow \text{Li}$	0.12634
1.2967	$\text{Li}_2\text{SO}_4 \leftrightarrow \text{LiCl}$	0.77118
2.6797	$\text{SO}_3 \leftrightarrow \text{Li}_2\text{O}$	0.37317
0.72823	$\text{SO}_3 \leftrightarrow \text{Li}_2\text{SO}_4$	1.3732
MAGNESIUM		
Mg = 24.305		
1.9390	$\text{BaSO}_4 \leftrightarrow \text{MgSO}_4$	0.51572
0.94693	$\text{BaSO}_4 \leftrightarrow \text{MgSO}_4 \cdot 7\text{H}_2\text{O}$	1.0560
6.5755	$\text{Br} \leftrightarrow \text{Mg}$	0.15208
0.86800	$\text{Br} \leftrightarrow \text{MgBr}_2$	1.1521
0.54691	$\text{Br} \leftrightarrow \text{MgBr}_2 \cdot 6\text{H}_2\text{O}$	1.8285
2.9173	$\text{Cl} \leftrightarrow \text{Mg}$	0.34278
0.74472	$\text{Cl} \leftrightarrow \text{MgCl}_2$	1.3429
0.25533	$\text{Mg} \leftrightarrow \text{MgCl}_2$	3.9165
0.28883	$\text{Mg} \leftrightarrow \text{MgCO}_3$	3.4683
10.4427	$\text{I} \leftrightarrow \text{Mg}$	0.095761
0.91261	$\text{I} \leftrightarrow \text{MgI}_2$	1.09576
0.34876	$\text{Cl} \leftrightarrow \text{MgCl}_2 \cdot 6\text{H}_2\text{O}$	2.8673
0.52193	$\text{CO}_2 \leftrightarrow \text{MgCO}_3$	1.9160

TABLE 11.19 Gravimetric Factors (Continued)

Factor		Factor
MAGNESIUM (continued)		
Mg = 24.305		
1.0918	$\text{CO}_2 \leftrightarrow \text{MgO}$	0.91595
0.57616	$\text{MgCO}_3 \leftrightarrow \text{Mg}(\text{HCO}_3)_2$	1.7356
10.094	$\text{MgNH}_4\text{PO}_4 \cdot 6\text{H}_2\text{O} \leftrightarrow \text{Mg}$	0.099067
6.0879	$\text{MgNH}_4\text{PO}_4 \cdot 6\text{H}_2\text{O} \leftrightarrow \text{MgO}$	0.16426
1.6581	$\text{MgO} \leftrightarrow \text{Mg}$	0.60311
0.47807	$\text{MgO} \leftrightarrow \text{MgCO}_3$	2.0918
0.27544	$\text{MgO} \leftrightarrow \text{Mg}(\text{HCO}_3)_2$	3.6305
0.33489	$\text{MgO} \leftrightarrow \text{MgSO}_4$	2.9860
4.5784	$\text{Mg}_2\text{P}_2\text{O}_7 \leftrightarrow \text{Mg}$	0.21841
1.1687	$\text{Mg}_2\text{P}_2\text{O}_7 \leftrightarrow \text{MgCl}_2$	0.85562
0.54737	$\text{Mg}_2\text{P}_2\text{O}_7 \leftrightarrow \text{MgCl}_2 \cdot 6\text{H}_2\text{O}$	1.8269
0.40049	$\text{Mg}_2\text{P}_2\text{O}_7 \leftrightarrow \text{MgCl}_2 \cdot \text{KCl} \cdot 6\text{H}_2\text{O}$	2.4969
1.3198	$\text{Mg}_2\text{P}_2\text{O}_7 \leftrightarrow \text{MgCO}_3$	0.75770
0.76040	$\text{Mg}_2\text{P}_2\text{O}_7 \leftrightarrow \text{Mg}(\text{HCO}_3)_2$	1.3151
2.7607	$\text{Mg}_2\text{P}_2\text{O}_7 \leftrightarrow \text{MgO}$	0.36223
0.92452	$\text{Mg}_2\text{P}_2\text{O}_7 \leftrightarrow \text{MgSO}_4$	1.0816
0.45150	$\text{Mg}_2\text{P}_2\text{O}_7 \leftrightarrow \text{MgSO}_4 \cdot 7\text{H}_2\text{O}$	2.2149
4.9523	$\text{MgSO}_4 \leftrightarrow \text{Mg}$	0.20193
1.9864	$\text{SO}_3 \leftrightarrow \text{MgO}$	0.50343
0.6651	$\text{SO}_3 \leftrightarrow \text{MgSO}_4$	1.5034
0.38482	$\text{SO}_3 \leftrightarrow \text{MgSO}_4 \cdot 7\text{H}_2\text{O}$	3.0786
MANGANESE		
Mn = 54.9380		
1.5457	$\text{BaSO}_4 \leftrightarrow \text{MnSO}_4$	0.64696
0.38286	$\text{CO}_2 \leftrightarrow \text{MnCO}_3$	2.6119
0.62041	$\text{CO}_2 \leftrightarrow \text{MnO}$	1.6118
0.47793	$\text{Mn} \leftrightarrow \text{MnCO}_3$	2.0924
0.77446	$\text{Mn} \leftrightarrow \text{MnO}$	1.2912
0.63193	$\text{Mn} \leftrightarrow \text{MnO}_2$	1.5825
0.69599	$\text{Mn} \leftrightarrow \text{Mn}_2\text{O}_3$	1.4368
0.76126	$\text{MnCO}_3 \leftrightarrow \text{MnSO}_4$	1.3136
1.5395	$\text{Mn}(\text{HCO}_3)_2 \leftrightarrow \text{MnCO}_3$	0.64955
0.61711	$\text{MnO} \leftrightarrow \text{MnCO}_3$	1.6205
0.40084	$\text{MnO} \leftrightarrow \text{Mn}(\text{HCO}_3)_2$	2.4947
0.89868	$\text{MnO} \leftrightarrow \text{Mn}_2\text{O}_3$	1.1127
0.46978	$\text{MnO} \leftrightarrow \text{MnSO}_4$	2.1286
1.3883	$\text{Mn}_3\text{O}_4 \leftrightarrow \text{Mn}$	0.72031
0.66351	$\text{Mn}_3\text{O}_4 \leftrightarrow \text{MnCO}_3$	1.5071
0.43098	$\text{Mn}_3\text{O}_4 \leftrightarrow \text{Mn}(\text{HCO}_3)_2$	2.3203
1.0752	$\text{Mn}_3\text{O}_4 \leftrightarrow \text{MnO}$	0.93008
0.96625	$\text{Mn}_3\text{O}_4 \leftrightarrow \text{Mn}_2\text{O}_3$	1.0349
0.87731	$\text{Mn}_3\text{O}_4 \leftrightarrow \text{MnO}_2$	1.1399
0.50510	$\text{Mn}_3\text{O}_4 \leftrightarrow \text{MnSO}_4$	1.9798
2.5831	$\text{Mn}_2\text{P}_2\text{O}_7 \leftrightarrow \text{Mn}$	0.38713
1.2345	$\text{Mn}_2\text{P}_2\text{O}_7 \leftrightarrow \text{MnCO}_3$	0.81002
2.0005	$\text{Mn}_2\text{P}_2\text{O}_7 \leftrightarrow \text{MnO}$	0.49987
1.6324	$\text{Mn}_2\text{P}_2\text{O}_7 \leftrightarrow \text{MnO}_2$	0.61261
0.93980	$\text{Mn}_2\text{P}_2\text{O}_7 \leftrightarrow \text{MnSO}_4$	1.0641
1.5836	$\text{MnS} \leftrightarrow \text{Mn}$	0.63146

TABLE 11.19 Gravimetric Factors (Continued)

Factor		Factor
MANGANESE (continued)		
Mn = 54.9380		
0.75687	$\text{MnS} \leftrightarrow \text{MnCO}_3$	1.3212
1.2265	$\text{MnS} \leftrightarrow \text{MnO}$	0.81535
0.57617	$\text{MnS} \leftrightarrow \text{MnSO}_4$	1.7356
2.7486	$\text{MnSO}_4 \leftrightarrow \text{Mn}$	0.36383
1.1286	$\text{SO}_3 \leftrightarrow \text{MnO}$	0.88603
0.53021	$\text{SO}_3 \leftrightarrow \text{MnSO}_4$	1.8860
MERCURY		
Hg = 200.59		
0.73882	$\text{Hg} \leftrightarrow \text{HgCl}_2$	1.3535
0.92613	$\text{Hg} \leftrightarrow \text{HgO}$	1.0798
0.86220	$\text{Hg} \leftrightarrow \text{HgS}$	1.1598
1.1767	$\text{HgCl} \leftrightarrow \text{Hg}$	0.84981
0.86939	$\text{HgCl} \leftrightarrow \text{HgCl}_2$	1.1502
0.89889	$\text{HgCl} \leftrightarrow \text{HgNO}_3$	1.1125
1.1316	$\text{HgCl} \leftrightarrow \text{Hg}_2\text{O}$	0.88371
1.0898	$\text{HgCl} \leftrightarrow \text{HgO}$	0.91760
1.0146	$\text{HgCl} \leftrightarrow \text{HgS}$	0.98564
0.98564	$\text{HgS} \leftrightarrow \text{HgCl}$	1.0146
0.85691	$\text{HgS} \leftrightarrow \text{HgCl}_2$	1.1670
0.92091	$\text{HgS} \leftrightarrow \text{Hg}(\text{CN})_2$	1.0859
0.88598	$\text{HgS} \leftrightarrow \text{HgNO}_3$	1.1287
0.71673	$\text{HgS} \leftrightarrow \text{Hg}(\text{NO}_3)_2$	1.3952
0.67903	$\text{HgS} \leftrightarrow \text{Hg}(\text{NO}_3)_2 \cdot \text{H}_2\text{O}$	1.4727
1.1153	$\text{HgS} \leftrightarrow \text{Hg}_2\text{O}$	0.89658
1.0741	$\text{HgS} \leftrightarrow \text{HgO}$	0.93097
0.78426	$\text{HgS} \leftrightarrow \text{HgSO}_4$	1.2751
MOLYBDENUM		
Mo = 95.94		
8.9876	$\text{MoC} \leftrightarrow \text{C}$	0.11126
1.5003	$\text{MoO}_3 \leftrightarrow \text{Mo}$	0.66653
0.73436	$\text{MoO}_3 \leftrightarrow (\text{NH}_4)_2\text{MoO}_4$	1.3617
2.0026	$\text{MoS}_3 \leftrightarrow \text{Mo}$	0.49935
1.3348	$\text{MoS}_4 \leftrightarrow \text{MoO}_3$	0.74918
0.98021	$\text{MoS}_3 \leftrightarrow (\text{NH}_4)_2\text{MoO}_4$	1.0202
1.0863	$(\text{NH}_4)_3\text{PO}_4 \cdot 12\text{MoO}_3 \leftrightarrow \text{MoO}_3$	0.92058
0.79771	$(\text{NH}_4)_3\text{PO}_4 \cdot 12\text{MoO}_3 \leftrightarrow (\text{NH}_4)_2\text{MoO}_4$	1.2536
3.8267	$\text{PbMoO}_4 \leftrightarrow \text{Mo}$	0.26132
2.5506	$\text{PbMoO}_4 \leftrightarrow \text{MoO}_3$	0.39207
1.8730	$\text{PbMoO}_4 \leftrightarrow (\text{NH}_4)_2\text{MoO}_4$	0.53390
NEODYMIUM		
Nd = 144.24		
1.1664	$\text{Nd}_2\text{O}_3 \leftrightarrow \text{Nd}$	0.85735
NICKEL		
Ni = 58.71		
0.20319	$\text{Ni} \leftrightarrow \text{Ni dimethylglyoxime}$	4.9215
0.20188	$\text{Ni} \leftrightarrow \text{Ni}(\text{NO}_3)_2 \cdot 6\text{H}_2\text{O}$	4.9533

TABLE 11.19 Gravimetric Factors (Continued)

Factor		Factor
NICKEL (continued)		
Ni = 58.71		
0.78585	Ni ↔ NiO	1.2725
0.20902	Ni ↔ NiSO ₄ ·7H ₂ O	4.7842
3.8675	Ni dimethylglyoxime ↔ NiO	0.25856
0.25690	NiO ↔ Ni(NO ₃) ₂ ·6H ₂ O	3.8926
0.26598	NiO ↔ NiSO ₄ ·7H ₂ O	3.7597
2.6362	NiSO ₄ ↔ Ni	0.37934
0.53220	NiSO ₄ ↔ Ni(NO ₃) ₂ ·6H ₂ O	1.8790
2.0716	NiSO ₄ ↔ NiO	0.48271
0.55102	NiSO ₄ ↔ NiSO ₄ ·7H ₂ O	1.8148
NIOBIUM		
Nb = 92.906		
7.7351	Nb ↔ C	0.12928
8.7353	NbC ↔ C	0.11448
11.065	Nb ₂ O ₅ ↔ 2C	0.090373
1.4305	Nb ₂ O ₅ ↔ Nb	0.69904
NITROGEN		
N = 14.0067		
3.2731	AgNO ₃ ↔ HNO ₃	0.30552
4.0488	AgNO ₃ ↔ N ₂ O ₃	0.24698
1.8722	KNO ₃ ↔ N ₂ O ₅	0.53412
0.22229	N ↔ HNO ₃	4.4987
0.30446	N ↔ NO ₂	3.2845
0.36855	N ↔ N ₂ O ₃	2.7134
0.22590	N ↔ NO ₃	4.4268
0.25936	N ↔ N ₂ O ₅	3.8556
6.0680	NaNO ₃ ↔ N	0.16480
1.5738	NaNO ₃ ↔ N ₂ O ₅	0.63539
0.47619	NO ↔ HNO ₃	2.1000
0.65222	NO ↔ NO ₂	1.5332
0.78951	NO ↔ N ₂ O ₃	1.2666
0.48393	NO ↔ NO ₃	2.0664
0.55561	NO ↔ N ₂ O ₅	1.7998
0.27028	NH ₃ ↔ HNO ₃	3.6999
1.2159	NH ₃ ↔ N	0.82244
0.31536	NH ₃ ↔ N ₂ O ₅	3.1710
0.27467	NH ₃ ↔ NO ₃	3.6407
0.84890	NH ₄ Cl ↔ HNO ₃	1.1780
0.86270	NH ₄ Cl ↔ NO ₃	1.1591
0.99050	NH ₄ Cl ↔ N ₂ O ₅	1.0096
3.8189	NH ₄ Cl ↔ N	0.26185
3.5221	(NH ₄) ₂ PtCl ₆ ↔ HNO ₃	0.28393
15.845	(NH ₄) ₂ PtCl ₆ ↔ N	0.063112
4.1096	(NH ₄) ₂ PtCl ₆ ↔ N ₂ O ₆	0.24333
3.5794	(NH ₄) ₂ PtCl ₆ ↔ NO ₃	0.27938
4.7169	(NH ₄) ₂ SO ₄ ↔ N	0.21200
1.2234	(NH ₄) ₂ SO ₄ ↔ N ₂ O ₅	0.81739
1.5480	Pt ↔ HNO ₃	0.64599
6.9640	Pt ↔ N	0.14360

TABLE 11.19 Gravimetric Factors (Continued)

Factor		Factor
NITROGEN (continued)		
N = 14.0067		
1.5732	$\text{Pt} \leftrightarrow \text{NO}_3$	0.63566
1.8062	$\text{Pt} \leftrightarrow \text{N}_2\text{O}_5$	0.55364
0.63528	$\text{SO}_3 \leftrightarrow \text{HNO}_3$	1.5741
2.8579	$\text{SO}_3 \leftrightarrow \text{N}$	0.34990
0.74125	$\text{SO}_3 \leftrightarrow \text{N}_2\text{O}_5$	1.3491
OSMIUM		
Os = 190.2		
1.3365	$\text{OsO}_4 \leftrightarrow \text{Os}$	0.74823
PALLADIUM		
Pd = 106.4		
0.49873	$\text{Pd} \leftrightarrow \text{PdCl}_2 \cdot 2\text{H}_2\text{O}$	2.0051
0.46179	$\text{Pd} \leftrightarrow \text{Pd}(\text{NO}_3)_2$	2.1655
3.3854	$\text{PdI}_2 \leftrightarrow \text{Pd}$	0.29538
3.7342	$\text{K}_2\text{PdCl}_6 \leftrightarrow \text{Pd}$	0.26779
1.8624	$\text{K}_2\text{PdCl}_6 \leftrightarrow \text{PdCl}_2 \cdot 2\text{H}_2\text{O}$	0.53695
PHOSPHORUS		
P = 30.9738		
13.514	$\text{Ag}_3\text{PO}_4 \leftrightarrow \text{P}$	0.073998
4.4075	$\text{Ag}_3\text{PO}_4 \leftrightarrow \text{PO}_4$	0.22689
5.8980	$\text{Ag}_3\text{PO}_4 \leftrightarrow \text{P}_2\text{O}_5$	0.16955
9.7730	$\text{Ag}_4\text{P}_2\text{O}_7 \leftrightarrow \text{P}$	0.10232
3.1874	$\text{Ag}_4\text{P}_2\text{O}_7 \leftrightarrow \text{PO}_4$	0.31374
4.2653	$\text{Ag}_4\text{P}_2\text{O}_7 \leftrightarrow \text{P}_2\text{O}_5$	0.23445
0.71833	$\text{Al}_2\text{O}_3 \leftrightarrow \text{P}_2\text{O}_5$	1.3921
1.2841	$\text{AlPO}_4 \leftrightarrow \text{PO}_4$	0.77877
1.7183	$\text{AlPO}_4 \leftrightarrow \text{P}_2\text{O}_5$	0.58196
2.1853	$\text{Ca}_3(\text{PO}_4)_2 \leftrightarrow \text{P}_2\text{O}_5$	0.45761
1.5881	$\text{FePO}_4 \leftrightarrow \text{PO}_4$	0.62970
2.1251	$\text{FePO}_4 \leftrightarrow \text{P}_2\text{O}_5$	0.47056
0.78392	$\text{Mg}_2\text{P}_2\text{O}_7 \leftrightarrow \text{Na}_2\text{HPO}_4$	1.2756
0.31073	$\text{Mg}_2\text{P}_2\text{O}_7 \leftrightarrow \text{Na}_2\text{HPO}_4 \cdot 12\text{H}_2\text{O}$	3.2182
0.53229	$\text{Mg}_2\text{P}_2\text{O}_7 \leftrightarrow \text{NaNH}_4\text{HPO}_4 \cdot 4\text{H}_2\text{O}$	1.8787
3.5929	$\text{Mg}_2\text{P}_2\text{O}_7 \leftrightarrow \text{P}$	0.27833
1.1718	$\text{Mg}_2\text{P}_2\text{O}_7 \leftrightarrow \text{PO}_4$	0.85340
1.5681	$\text{Mg}_2\text{P}_2\text{O}_7 \leftrightarrow \text{P}_2\text{O}_5$	0.63773
60.577	$(\text{NH}_4)_3\text{PO}_4 \cdot 12\text{MoO}_3 \leftrightarrow \text{P}$	0.016508
19.757	$(\text{NH}_4)_3\text{PO}_4 \cdot 12\text{MoO}_3 \leftrightarrow \text{PO}_4$	0.050616
26.438	$(\text{NH}_4)_3\text{PO}_4 \cdot 12\text{MoO}_3 \leftrightarrow \text{P}_2\text{O}_5$	0.037824
0.63773	$\text{P}_2\text{O}_5 \leftrightarrow \text{Mg}_2\text{P}_2\text{O}_7$	1.5681
0.49993	$\text{P}_2\text{O}_5 \leftrightarrow \text{Na}_2\text{HPO}_4$	2.0003
0.19816	$\text{P}_2\text{O}_5 \leftrightarrow \text{Na}_2\text{HPO}_4 \cdot 12\text{H}_2\text{O}$	5.0464
0.33946	$\text{P}_2\text{O}_5 \leftrightarrow \text{NaNH}_4\text{HPO}_4 \cdot 4\text{H}_2\text{O}$	2.9459
2.2913	$\text{P}_2\text{O}_5 \leftrightarrow \text{P}$	0.43644
58.057	$\text{P}_2\text{O}_5 \cdot 24\text{MoO}_3 \leftrightarrow \text{P}$	0.017225
18.935	$\text{P}_2\text{O}_5 \cdot 24\text{MoO}_3 \leftrightarrow \text{PO}_4$	0.052813
25.338	$\text{P}_2\text{O}_5 \cdot 24\text{MoO}_3 \leftrightarrow \text{P}_2\text{O}_5$	0.039466
11.526	$\text{U}_2\text{P}_2\text{O}_{11} \leftrightarrow \text{P}$	0.086762

TABLE 11.19 Gravimetric Factors (Continued)

Factor		Factor
PHOSPHORUS (continued)		
P = 30.9738		
3.7590	$U_2P_2O_{11} \leftrightarrow PO_4$	0.26603
5.0303	$U_2P_2O_{11} \leftrightarrow P_2O_5$	0.19880
PLATINUM		
Pt = 195.09		
0.93839	$K_2PtCl_6 \leftrightarrow H_2PtCl_6 \cdot 6H_2O$	1.0657
2.4912	$K_2PtCl_6 \leftrightarrow Pt$	0.40141
1.4426	$K_2PtCl_6 \leftrightarrow PtCl_4$	0.69320
1.1383	$K_2PtCl_6 \leftrightarrow PtCl_4 \cdot 5H_2O$	0.87854
2.2753	$(NH_4)_2PtCl_6 \leftrightarrow Pt$	0.43950
1.3176	$(NH_4)_2PtCl_6 \leftrightarrow PtCl_4$	0.75897
1.0885	$(NH_4)_2PtCl_6 \leftrightarrow PtCl_6$	0.91872
0.37668	$Pt \leftrightarrow H_2PtCl_6 \cdot 6H_2O$	2.6548
0.57907	$Pt \leftrightarrow PtCl_4$	1.7269
0.45691	$Pt \leftrightarrow PtCl_4 \cdot 5H_2O$	2.1886
POTASSIUM		
K = 39.098		
0.90639	$Ag \leftrightarrow KBr$	1.1033
1.4469	$Ag \leftrightarrow KCl$	0.69116
0.88021	$Ag \leftrightarrow KClO_3$	1.1361
0.77856	$Ag \leftrightarrow KClO_4$	1.2844
1.6565	$Ag \leftrightarrow KCN$	0.60369
0.64978	$Ag \leftrightarrow KI$	1.5390
1.5779	$AgBr \leftrightarrow KBr$	0.63377
1.1244	$AgBr \leftrightarrow KBrO_3$	0.88939
1.9223	$AgCl \leftrightarrow KCl$	0.52020
1.1695	$AgCl \leftrightarrow KClO_3$	0.85508
1.0344	$AgCl \leftrightarrow KClO_4$	0.96672
2.0561	$AgCN \leftrightarrow KCN$	0.48637
1.4142	$AgI \leftrightarrow KI$	0.70712
1.0971	$AgI \leftrightarrow KIO_3$	0.91153
1.3045	$BaCrO_4 \leftrightarrow K_2CrO_4$	0.76659
1.7222	$BaCrO_4 \leftrightarrow K_2Cr_2O_7$	0.58065
1.7140	$BaSO_4 \leftrightarrow KHSO_4$	0.58342
2.1166	$BaSO_4 \leftrightarrow K_2S$	0.47245
1.3393	$BaSO_4 \leftrightarrow K_2SO_4$	0.74666
2.0436	$Br \leftrightarrow K$	0.48933
0.67145	$Br \leftrightarrow KBr$	1.4893
0.41473	$CaF_2 \leftrightarrow KF \cdot 2H_2O$	2.4112
0.72315	$CaSO_4 \leftrightarrow KF \cdot 2H_2O$	1.3828
0.90668	$Cl \leftrightarrow K$	1.1029
0.47553	$Cl \leftrightarrow KCl$	2.1029
0.28929	$Cl \leftrightarrow KClO_3$	3.4567
0.25589	$Cl \leftrightarrow KClO_4$	3.9080
0.75269	$Cl \leftrightarrow K_2O$	1.3286
0.46718	$CO_2 \leftrightarrow K_2O$	2.1405
0.31843	$CO_2 \leftrightarrow K_2CO_3$	3.1404
0.76441	$I \leftrightarrow KI$	1.3082
0.59299	$I \leftrightarrow KIO_3$	1.6864

TABLE 11.19 Gravimetric Factors (Continued)

Factor		Factor
POTASSIUM (continued)		
K = 39.098		
0.31907	$K \leftrightarrow KClO_3$	3.1341
0.83016	$K \leftrightarrow K_2O$	1.2046
0.38673	$K \leftrightarrow KNO_3$	2.5858
3.0436	$KBr \leftrightarrow K$	0.32856
2.5267	$KBr \leftrightarrow K_2O$	0.39578
1.9067	$KCl \leftrightarrow K$	0.52447
1.0789	$KCl \leftrightarrow K_2CO_3$	0.92690
0.50685	$KCl \leftrightarrow K_2Cr_2O_7$	1.9730
0.74466	$KCl \leftrightarrow KHCO_3$	1.3429
0.73737	$KCl \leftrightarrow KNO_3$	1.3562
1.5829	$KCl \leftrightarrow K_2O$	0.63177
0.85563	$KCl \leftrightarrow K_2SO_4$	1.1687
1.6437	$KClO_3 \leftrightarrow KCl$	0.60836
3.5433	$KClO_4 \leftrightarrow K$	0.28222
1.8584	$KClO_4 \leftrightarrow KCl$	0.53811
2.9415	$KClO_4 \leftrightarrow K_2O$	0.33996
4.2456	$KI \leftrightarrow K$	0.23554
3.5245	$KI \leftrightarrow K_2O$	0.28373
0.38435	$K_2O \leftrightarrow KClO_3$	2.6018
0.68159	$K_2O \leftrightarrow K_2CO_3$	1.4672
0.32021	$K_2O \leftrightarrow K_2Cr_2O_7$	3.1229
0.47045	$K_2O \leftrightarrow KHCO_3$	2.1256
0.46584	$K_2O \leftrightarrow KNO_3$	2.1466
0.81194	$KOH \leftrightarrow K_2CO_3$	1.2316
1.1912	$KOH \leftrightarrow K_2O$	0.83946
6.2146	$K_2PtCl_6 \leftrightarrow K$	0.16091
3.5165	$K_2PtCl_6 \leftrightarrow K_2CO_3$	0.28438
3.2594	$K_2PtCl_6 \leftrightarrow KCl$	0.30680
2.4271	$K_2PtCl_6 \leftrightarrow KHCO_3$	0.41201
2.4034	$K_2PtCl_6 \leftrightarrow KNO_3$	0.41608
5.1592	$K_2PtCl_6 \leftrightarrow K_2O$	0.19383
2.7888	$K_2PtCl_6 \leftrightarrow K_2SO_4$	0.35857
0.51224	$K_2PtCl_6 \leftrightarrow K_2SO_4 \cdot Al_2(SO_4)_3 \cdot 24H_2O$	1.9522
0.48659	$K_2PtCl_6 \leftrightarrow K_2SO_4 \cdot Cr_2(SO_4)_3 \cdot 24H_2O$	2.0551
1.2609	$K_2SO_4 \leftrightarrow K_2CO_3$	0.79308
0.87031	$K_2SO_4 \leftrightarrow KHCO_3$	1.1490
0.63990	$K_2SO_4 \leftrightarrow KHSO_4$	1.5627
1.0238	$K_2SO_4 \leftrightarrow KNO_2$	0.97674
0.86179	$K_2SO_4 \leftrightarrow KNO_3$	1.1604
2.2285	$K_2SO_4 \leftrightarrow K$	0.44875
1.8499	$K_2SO_4 \leftrightarrow K_2O$	0.54056
1.5804	$K_2SO_4 \leftrightarrow K_2S$	0.63275
0.60582	$Mg_2As_2O_7 \leftrightarrow K_3AsO_4$	1.6506
0.71164	$Mg_2As_2O_7 \leftrightarrow K_2HAsO_4$	1.4052
0.40040	$Mn_2O_3 \leftrightarrow K_2MnO_4$	2.4975
0.49946	$Mn_2O_3 \leftrightarrow KMnO_4$	2.0022
0.44132	$MnS \leftrightarrow K_2MnO_4$	2.2659
0.55051	$MnS \leftrightarrow KMnO_4$	1.8165
0.13853	$N \leftrightarrow KNO_3$	7.2185
0.16844	$NH_3 \leftrightarrow KNO_3$	5.9368

TABLE 11.19 Gravimetric Factors (Continued)

Factor		Factor
POTASSIUM (continued)		
K = 39.098		
0.29677	$\text{NO} \leftrightarrow \text{KNO}_3$	3.3697
0.44656	$\text{N}_2\text{O}_3 \leftrightarrow \text{KNO}_2$	2.2393
1.1466	$\text{N}_2\text{O}_5 \leftrightarrow \text{K}_2\text{O}$	0.87217
0.53412	$\text{N}_2\text{O}_5 \leftrightarrow \text{KNO}_3$	1.8722
2.4946	$\text{Pt} \leftrightarrow \text{K}$	0.40086
1.3084	$\text{Pt} \leftrightarrow \text{KCl}$	0.76431
2.0710	$\text{Pt} \leftrightarrow \text{K}_2\text{O}$	0.48287
0.38943	$\text{SiO}_2 \leftrightarrow \text{K}_2\text{SiO}_3$	2.5679
0.45941	$\text{SO}_3 \leftrightarrow \text{K}_2\text{SO}_4$	2.1767
PRASEODYMIUM		
Pr = 140.908		
1.1703	$\text{Pr}_2\text{O}_3 \leftrightarrow \text{Pr}$	0.85449
RHODIUM		
Rh = 102.905		
0.26758	$\text{Rh} \leftrightarrow \text{Na}_3\text{RhCl}_6$	3.7372
0.49178	$\text{Rh} \leftrightarrow \text{RhCl}_3$	2.0334
RUBIDIUM		
Rb = 85.468		
1.6768	$\text{AgCl} \leftrightarrow \text{Rb}$	0.59636
1.1852	$\text{AgCl} \leftrightarrow \text{RbCl}$	0.84371
0.41480	$\text{Cl} \leftrightarrow \text{Rb}$	2.4108
0.29319	$\text{Cl} \leftrightarrow \text{RbCl}$	3.4107
0.70683	$\text{Rb} \leftrightarrow \text{RbCl}$	1.4148
0.74016	$\text{Rb} \leftrightarrow \text{Rb}_2\text{CO}_3$	1.3511
0.91441	$\text{Rb} \leftrightarrow \text{Rb}_2\text{O}$	1.0936
0.64023	$\text{Rb} \leftrightarrow \text{Rb}_2\text{SO}_4$	1.5620
1.0472	$\text{RbCl} \leftrightarrow \text{Rb}_2\text{CO}_3$	0.95497
0.90577	$\text{RbCl} \leftrightarrow \text{Rb}_2\text{SO}_4$	1.1040
2.1636	$\text{RbClO}_4 \leftrightarrow \text{Rb}$	0.46220
0.78828	$\text{Rb}_2\text{CO}_3 \leftrightarrow \text{RbHCO}_3$	1.2686
0.77299	$\text{Rb}_2\text{O} \leftrightarrow \text{RbCl}$	1.2937
0.70015	$\text{Rb}_2\text{O} \leftrightarrow \text{Rb}_2\text{SO}_4$	1.4283
3.3857	$\text{Rb}_2\text{PtCl}_6 \leftrightarrow \text{Rb}$	0.29536
2.3931	$\text{Rb}_2\text{PtCl}_6 \leftrightarrow \text{RbCl}$	0.41787
2.5060	$\text{Rb}_2\text{PtCl}_6 \leftrightarrow \text{Rb}_2\text{CO}_3$	0.39905
1.9754	$\text{Rb}_2\text{PtCl}_6 \leftrightarrow \text{RbHCO}_3$	0.50623
3.0959	$\text{Rb}_2\text{PtCl}_6 \leftrightarrow \text{Rb}_2\text{O}$	0.32301
1.1561	$\text{Rb}_2\text{SO}_4 \leftrightarrow \text{Rb}_2\text{CO}_3$	0.86498
0.91133	$\text{Rb}_2\text{SO}_4 \leftrightarrow \text{RbHCO}_3$	1.0973
SELENIUM		
Se = 78.96		
0.61224	$\text{Se} \leftrightarrow \text{H}_2\text{SeO}_3$	1.6334
0.54466	$\text{Se} \leftrightarrow \text{H}_2\text{SeO}_4$	1.8360
0.71161	$\text{Se} \leftrightarrow \text{SeO}_2$	1.4053
0.62193	$\text{Se} \leftrightarrow \text{SeO}_3$	1.6079

TABLE 11.19 Gravimetric Factors (Continued)

Factor		Factor
SILICON		
Si = 28.086		
2.6847	BaSiF ₆ ↔ SiF ₄	0.37249
4.6504	BaSiF ₆ ↔ SiO ₂	0.21503
2.1163	K ₂ SiF ₆ ↔ SiF ₄	0.47249
3.6661	K ₂ SiF ₆ ↔ SiO ₂	0.27277
3.3384	SiC ↔ C	0.29954
0.91111	SiC ↔ CO ₂	1.0976
0.76933	SiO ₂ ↔ H ₂ SiO ₃	1.2998
2.1393	SiO ₂ ↔ Si	0.46744
0.57730	SiO ₂ ↔ SiF ₄	1.7322
0.78972	SiO ₂ ↔ SiO ₃	1.2663
0.65250	SiO ₂ ↔ SiO ₄	1.5326
1.6651	SiO ₂ ↔ Si ₂ O	0.60057
0.62514	SiO ₂ ↔ Si(OH) ₄	1.5997
SILVER		
Ag = 107.868		
0.63501	Ag ↔ AgNO ₃	1.5748
0.93096	Ag ↔ Ag ₂ O	1.0742
1.7408	AgBr ↔ Ag	0.57445
1.3286	AgCl ↔ Ag	0.75265
0.84371	AgCl ↔ AgNO ₃	1.1852
1.2369	AgCl ↔ Ag ₂ O	0.80847
1.7935	AgCl ↔ Br	0.55756
1.2412	AgCN ↔ Ag	0.80566
2.1764	AgI ↔ Ag	0.45947
1.2935	Ag ₃ PO ₄ ↔ Ag	0.77311
1.4031	Ag ₄ P ₂ O ₇ ↔ Ag	0.71269
0.74079	Br ↔ Ag	1.3499
0.42555	Br ↔ AgBr	2.3499
0.32866	Cl ↔ Ag	3.0426
0.24737	Cl ↔ AgCl	4.0425
1.1764	I ↔ Ag	0.85004
0.54053	I ↔ AgI	1.8500
SODIUM		
Na = 22.9898		
1.0483	Ag ↔ NaBr	0.95393
1.8457	Ag ↔ NaCl	0.54179
0.71966	Ag ↔ NaI	1.3895
1.8249	AgBr ↔ NaBr	0.54798
2.4523	AgCl ↔ NaCl	0.40778
1.5663	AgI ↔ NaI	0.63845
1.9440	BaSO ₄ ↔ NaHSO ₄	0.51440
1.6905	BaSO ₄ ↔ NaHSO ₄ · H ₂ O	0.59156
2.9906	BaSO ₄ ↔ Na ₂ S	0.33438
1.8518	BaSO ₄ ↔ Na ₂ SO ₃	0.54002
0.92564	BaSO ₄ ↔ Na ₂ SO ₃ · 7H ₂ O	1.0803
1.6432	BaSO ₄ ↔ Na ₂ SO ₄	0.60857
0.72442	BaSO ₄ ↔ Na ₂ SO ₄ · 10H ₂ O	1.3804

TABLE 11.19 Gravimetric Factors (Continued)

Factor		Factor
SODIUM (continued)		
Na = 22.9898		
0.69198	$B_2O_3 \leftrightarrow Na_2B_4O_7$	1.4451
0.36510	$B_2O_3 \leftrightarrow Na_2B_4O_7 \cdot 10H_2O$	2.7389
3.4758	$Br \leftrightarrow Na$	0.28770
0.77657	$Br \leftrightarrow NaBr$	1.2877
2.5786	$Br \leftrightarrow Na_2O$	0.38781
0.94956	$CaCl_2 \leftrightarrow NaCl$	1.0531
0.94433	$CaCO_3 \leftrightarrow Na_2CO_3$	1.0590
0.92975	$CaF_2 \leftrightarrow NaF$	1.0756
0.52910	$CaO \leftrightarrow Na_2CO_3$	1.8900
1.2845	$CaSO_4 \leftrightarrow Na_2CO_3$	0.77854
1.5421	$Cl \leftrightarrow Na$	0.64846
0.60663	$Cl \leftrightarrow NaCl$	1.6485
1.1442	$Cl \leftrightarrow Na_2O$	0.87410
0.41520	$CO_2 \leftrightarrow Na_2CO_3$	2.4083
0.71008	$CO_2 \leftrightarrow Na_2O$	1.4083
1.2292	$H_3BO_3 \leftrightarrow Na_2B_4O_7$	0.81357
0.64853	$H_3BO_3 \leftrightarrow Na_2B_4O_7 \cdot 10H_2O$	1.5419
5.5198	$I \leftrightarrow Na$	0.18117
0.84662	$I \leftrightarrow NaI$	1.1812
4.0949	$I \leftrightarrow Na_2O$	0.24420
2.5029	$KBF_4 \leftrightarrow Na_2B_4O_7$	0.39954
1.3206	$KBF_4 \leftrightarrow Na_2B_4O_7 \cdot 10H_2O$	0.75724
0.91360	$Mg_2As_2O_7 \leftrightarrow Na_2HASO_3$	1.0946
0.83497	$Mg_2As_2O_7 \leftrightarrow Na_2HASO_4$	1.1976
0.81462	$MgCl_2 \leftrightarrow NaCl$	1.2276
0.67882	$Mg_2P_2O_7 \leftrightarrow Na_3PO_4$	1.4731
0.78392	$Mg_2P_2O_7 \leftrightarrow Na_2HPO_4$	1.2757
0.31073	$Mg_2P_2O_7 \leftrightarrow NaHPO_4 \cdot 12H_2O$	3.2182
0.53229	$Mg_2P_2O_7 \leftrightarrow NaNH_4 \cdot HPO_4 \cdot 4H_2O$	1.8787
0.49897	$Mg_2P_2O_7 \leftrightarrow Na_4P_2O_7 \cdot 10H_2O$	2.0041
4.4759	$NaBr \leftrightarrow Na$	0.22342
3.3205	$NaBr \leftrightarrow Na_2O$	0.30116
65.502	$NaOAc \cdot Mg(OAc)_2 \cdot UO_2(OAc)_2 \cdot 6\frac{1}{2}H_2O \leftrightarrow Na$	0.015267
14.635	Triple $MgOAc \leftrightarrow NaBr$	0.066331
28.416	Triple $MgOAc \leftrightarrow Na_2CO_3$	0.035192
25.768	Triple $MgOAc \leftrightarrow NaCl$	0.038809
17.926	Triple $MgOAc \leftrightarrow NaHCO_3$	0.055785
10.047	Triple $MgOAc \leftrightarrow NaI$	0.099535
37.650	Triple $MgOAc \leftrightarrow NaOH$	0.026560
48.594	Triple $MgOAc \leftrightarrow Na_2O$	0.020579
21.204	Triple $MgOAc \leftrightarrow Na_2SO_4$	0.047161
66.894	$NaOAc \cdot Zn(OAc)_2 \cdot UO_2(OAc)_2 \cdot 6H_2O \leftrightarrow Na$	0.014949
14.946	Triple $ZnOAc \leftrightarrow NaBr$	0.066909
29.020	Triple $ZnOAc \leftrightarrow Na_2CO_3$	0.034459
26.315	Triple $ZnOAc \leftrightarrow NaCl$	0.038002
18.307	Triple $ZnOAc \leftrightarrow NaHCO_3$	0.054624
10.260	Triple $ZnOAc \leftrightarrow NaI$	0.097464
38.451	Triple $ZnOAc \leftrightarrow NaOH$	0.026008
49.626	Triple $ZnOAc \leftrightarrow Na_2O$	0.020151
21.654	Triple $ZnOAc \leftrightarrow Na_2SO_4$	0.046180

TABLE 11.19 Gravimetric Factors (Continued)

Factor		Factor
SODIUM (continued)		
Na = 22.9898		
2.5421	$\text{NaCl} \leftrightarrow \text{Na}$	0.39337
1.1028	$\text{NaCl} \leftrightarrow \text{Na}_2\text{CO}_3$	0.90678
0.69569	$\text{NaCl} \leftrightarrow \text{NaHCO}_3$	1.4374
0.82337	$\text{NaCl} \leftrightarrow \text{Na}_2\text{HPO}_4$	1.2145
1.8859	$\text{NaCl} \leftrightarrow \text{Na}_2\text{O}$	0.53025
0.82291	$\text{NaCl} \leftrightarrow \text{Na}_2\text{SO}_4$	1.2152
0.74267	$\text{NaClO}_3 \leftrightarrow \text{AgCl}$	1.3465
1.8213	$\text{NaClO}_3 \leftrightarrow \text{NaCl}$	0.54907
0.85432	$\text{NaClO}_4 \leftrightarrow \text{AgCl}$	1.1705
2.0950	$\text{NaClO}_4 \leftrightarrow \text{NaCl}$	0.47732
2.3051	$\text{Na}_2\text{CO}_3 \leftrightarrow \text{Na}$	0.43381
0.63084	$\text{Na}_2\text{CO}_3 \leftrightarrow \text{NaHCO}_3$	1.5852
1.7101	$\text{Na}_2\text{CO}_3 \leftrightarrow \text{Na}_2\text{O}$	0.58476
1.3250	$\text{Na}_2\text{CO}_3 \leftrightarrow \text{NaOH}$	0.75473
3.6541	$\text{NaHCO}_3 \leftrightarrow \text{Na}$	0.27367
2.7108	$\text{NaHCO}_3 \leftrightarrow \text{Na}_2\text{O}$	0.36889
6.5198	$\text{NaI} \leftrightarrow \text{Na}$	0.15338
4.8368	$\text{NaI} \leftrightarrow \text{Na}_2\text{O}$	0.20675
1.3480	$\text{Na}_2\text{O} \leftrightarrow \text{Na}$	0.74186
0.43659	$\text{Na}_2\text{O} \leftrightarrow \text{Na}_2\text{HPO}_4$	2.2905
0.36460	$\text{Na}_2\text{O} \leftrightarrow \text{NaNO}_3$	2.7427
0.77480	$\text{Na}_2\text{O} \leftrightarrow \text{NaOH}$	1.2907
0.93653	$\text{Na}_4\text{P}_2\text{O}_7 \leftrightarrow \text{Na}_2\text{HPO}_4$	1.0678
0.37122	$\text{Na}_4\text{P}_2\text{O}_7 \leftrightarrow \text{Na}_2\text{HPO}_4 \cdot 12\text{H}_2\text{O}$	2.6938
3.0892	$\text{Na}_2\text{SO}_4 \leftrightarrow \text{Na}$	0.32371
1.3401	$\text{Na}_2\text{SO}_4 \leftrightarrow \text{Na}_2\text{CO}_3$	0.74620
0.49640	$\text{Na}_2\text{SO}_4 \leftrightarrow \text{Na}_2\text{CO}_3 \cdot 10\text{H}_2\text{O}$	2.0145
2.2917	$\text{Na}_2\text{SO}_4 \leftrightarrow \text{Na}_2\text{O}$	0.43635
0.16480	$\text{N} \leftrightarrow \text{NaNO}_3$	6.0680
0.20038	$\text{NH}_3 \leftrightarrow \text{NaNO}_3$	4.9906
0.081461	$\text{NH}_3 \leftrightarrow \text{NaNH}_4\text{HPO}_4 \cdot 4\text{H}_2\text{O}$	12.276
0.35303	$\text{NO} \leftrightarrow \text{NaNO}_3$	2.8326
0.63539	$\text{N}_2\text{O}_5 \leftrightarrow \text{NaNO}_3$	1.5738
1.7427	$\text{N}_2\text{O}_5 \leftrightarrow \text{Na}_2\text{O}$	0.57383
0.49993	$\text{P}_2\text{O}_5 \leftrightarrow \text{Na}_2\text{HPO}_4$	2.0003
0.19816	$\text{P}_2\text{O}_5 \leftrightarrow \text{Na}_2\text{HPO}_4 \cdot 12\text{H}_2\text{O}$	5.0464
0.33946	$\text{P}_2\text{O}_5 \leftrightarrow \text{NaNH}_4\text{HPO}_4 \cdot \text{H}_2\text{O}$	2.9459
0.61564	$\text{SO}_2 \leftrightarrow \text{NaHSO}_3$	1.6243
0.50828	$\text{SO}_2 \leftrightarrow \text{Na}_2\text{SO}_3$	1.9674
0.25407	$\text{SO}_2 \leftrightarrow \text{Na}_2\text{SO}_3 \cdot 7\text{H}_2\text{O}$	3.9360
1.2918	$\text{SO}_2 \leftrightarrow \text{Na}_2\text{O}$	0.77414
0.56366	$\text{SO}_2 \leftrightarrow \text{Na}_2\text{SO}_4$	1.7741
STRONTIUM		
Sr = 87.62		
0.29811	$\text{CO}_2 \leftrightarrow \text{SrCO}_3$	3.3545
0.77265	$\text{SO}_3 \leftrightarrow \text{SrO}$	1.2942
0.43588	$\text{SO}_3 \leftrightarrow \text{SrSO}_4$	2.2942
0.41402	$\text{Sr} \leftrightarrow \text{Sr}(\text{NO}_3)_2$	2.4153
1.6849	$\text{SrCO}_3 \leftrightarrow \text{Sr}$	0.59351

TABLE 11.19 Gravimetric Factors (Continued)

Factor		Factor
STRONTIUM (continued)		
Sr = 87.62		
0.93124	$\text{SrCO}_3 \leftrightarrow \text{SrCl}_2$	1.0738
0.70424	$\text{SrCO}_3 \leftrightarrow \text{Sr}(\text{HCO}_3)_2$	1.4200
0.69759	$\text{SrCO}_3 \leftrightarrow \text{Sr}(\text{NO}_3)_2$	1.4335
1.1826	$\text{SrO} \leftrightarrow \text{Sr}$	0.84559
0.65363	$\text{SrO} \leftrightarrow \text{SrCl}_2$	1.5299
0.70189	$\text{SrO} \leftrightarrow \text{SrCO}_3$	1.4247
0.49430	$\text{SrO} \leftrightarrow \text{Sr}(\text{HCO}_3)_2$	2.0231
0.48963	$\text{SrO} \leftrightarrow \text{Sr}(\text{NO}_3)_2$	2.0424
2.0963	$\text{SrSO}_4 \leftrightarrow \text{Sr}$	0.47703
1.1586	$\text{SrSO}_4 \leftrightarrow \text{SrCl}_2$	0.86308
1.2442	$\text{SrSO}_4 \leftrightarrow \text{SrCO}_3$	0.80373
0.86793	$\text{SrSO}_4 \leftrightarrow \text{Sr}(\text{NO}_3)_2$	1.1522
1.7726	$\text{SrSO}_4 \leftrightarrow \text{SrO}$	0.56413
SULFUR		
S = 32.06		
2.4064	$\text{As}_2\text{S}_3 \leftrightarrow \text{H}_2\text{S}$	0.41556
2.5577	$\text{As}_2\text{S}_3 \leftrightarrow \text{S}$	0.39097
3.8906	$\text{BaSO}_4 \leftrightarrow \text{FeS}_2$	0.25703
6.8486	$\text{BaSO}_4 \leftrightarrow \text{H}_2\text{S}$	0.14602
2.8436	$\text{BaSO}_4 \leftrightarrow \text{H}_2\text{SO}_3$	0.35166
2.3797	$\text{BaSO}_4 \leftrightarrow \text{H}_2\text{SO}_4$	0.42022
7.2792	$\text{BaSO}_4 \leftrightarrow \text{S}$	0.13738
3.6433	$\text{BaSO}_4 \leftrightarrow \text{SO}_2$	0.27448
2.9152	$\text{BaSO}_4 \leftrightarrow \text{SO}_3$	0.34302
2.4297	$\text{BaSO}_4 \leftrightarrow \text{SO}_4$	0.41158
4.2388	$\text{CdS} \leftrightarrow \text{H}_2\text{S}$	0.23591
4.5054	$\text{CdS} \leftrightarrow \text{S}$	0.22196
1.2250	$\text{H}_2\text{SO}_4 \leftrightarrow \text{SO}_3$	0.81631
1.6505	$(\text{NH}_4)_2\text{SO}_4 \leftrightarrow \text{SO}_3$	0.60589
1.3473	$(\text{NH}_4)_2\text{SO}_4 \leftrightarrow \text{H}_2\text{SO}_4$	0.74223
2.3492	$\text{SO}_3 \leftrightarrow \text{H}_2\text{S}$	0.42567
TANTALUM		
Ta = 180.948		
0.81898	$\text{Ta} \leftrightarrow \text{Ta}_2\text{O}_5$	1.2210
0.50515	$\text{Ta} \leftrightarrow \text{TaCl}_5$	1.9796
16.065	$\text{TaC} \leftrightarrow \text{C}$	0.062246
1.0664	$\text{TaC} \leftrightarrow \text{Ta}$	0.93776
0.61680	$\text{Ta}_2\text{O}_5 \leftrightarrow \text{TaCl}_5$	1.6213
1.0376	$\text{Ta}_2\text{O}_5 \leftrightarrow \text{Ta}_2\text{O}_4$	0.96379
TELLURIUM		
Te = 127.60		
0.65906	$\text{Te} \leftrightarrow \text{H}_2\text{TeO}_4$	1.5173
0.55565	$\text{Te} \leftrightarrow \text{H}_2\text{TeO}_4 \cdot 2\text{H}_2\text{O}$	1.7997
0.79950	$\text{Te} \leftrightarrow \text{TeO}_2$	1.2508
0.72665	$\text{Te} \leftrightarrow \text{TeO}_3$	1.3762
1.5645	$(\text{TeO}_2)_2\text{SO}_3 \leftrightarrow \text{Te}$	0.63918

TABLE 11.19 Gravimetric Factors (Continued)

Factor		Factor
THALLIUM		
Tl = 204.37		
0.87198	$Tl \leftrightarrow Tl_2CO_3$	1.1468
0.85218	$Tl \leftrightarrow TlCl$	1.1735
0.61693	$Tl \leftrightarrow TlI$	1.6209
0.76724	$Tl \leftrightarrow TlNO_3$	1.3034
0.96232	$Tl \leftrightarrow Tl_2O$	1.0391
1.2838	$Tl_2CrO_4 \leftrightarrow Tl$	0.77895
1.4750	$TlHSO_4 \leftrightarrow Tl$	0.67798
1.9977	$Tl_2PtCl_6 \leftrightarrow Tl$	0.50057
1.7024	$Tl_2PtCl_6 \leftrightarrow TlCl$	0.58740
1.7420	$Tl_2PtCl_6 \leftrightarrow Tl_2CO_3$	0.57406
1.2325	$Tl_2PtCl_6 \leftrightarrow TlI$	0.81139
1.5327	$Tl_2PtCl_6 \leftrightarrow TlNO_3$	0.65243
1.9225	$Tl_2PtCl_6 \leftrightarrow Tl_2O$	0.52017
1.6176	$Tl_2PtCl_6 \leftrightarrow Tl_2SO_4$	0.61821
1.2350	$Tl_2SO_4 \leftrightarrow Tl$	0.80971
THORIUM		
Th = 232.038		
1.1379	$ThO_2 \leftrightarrow Th$	0.87881
0.70627	$ThO_2 \leftrightarrow ThCl_4$	1.4159
0.44893	$ThO_2 \leftrightarrow Th(NO_3)_4 \cdot 6H_2O$	2.2275
TIN		
Sn = 118.69		
0.62600	$Sn \leftrightarrow SnCl_2$	1.5974
0.52604	$Sn \leftrightarrow SnCl_2 \cdot 2H_2O$	1.9010
0.45562	$Sn \leftrightarrow SnCl_4$	2.1948
0.32297	$Sn \leftrightarrow SnCl_4 \cdot (NH_4Cl)_2$	3.0962
0.88121	$Sn \leftrightarrow SnO$	1.1348
0.78764	$Sn \leftrightarrow SnO_2$	1.2696
0.79478	$SnO_2 \leftrightarrow SnCl_2$	1.2582
0.66786	$SnO_2 \leftrightarrow SnCl_2 \cdot 2H_2O$	1.4973
0.57846	$SnO_2 \leftrightarrow SnCl_4$	1.7287
0.41005	$SnO_2 \leftrightarrow SnCl_4 \cdot (NH_4Cl)_2$	2.4387
1.1188	$SnO_2 \leftrightarrow SnO$	0.89382
TITANIUM		
Ti = 47.867		
2.1059	$K_2TiF_6 \leftrightarrow F$	0.47485
3.0699	$K_2TiF_6 \leftrightarrow K$	0.32574
2.0660	$K_2TiF_6 \leftrightarrow 2KF$	0.48403
1.2752	$K_2TiF_6 \leftrightarrow 2(KF \cdot 2H_2O)$	0.78421
5.0150	$K_2TiF_6 \leftrightarrow Ti$	0.19940
3.0057	$K_2TiF_6 \leftrightarrow TiO_2$	0.33270
3.9853	$Ti \leftrightarrow C$	0.25092
4.9853	$TiC \leftrightarrow C$	0.20059
1.2509	$TiC \leftrightarrow Ti$	0.79940
1.6299	$TiF_4 \leftrightarrow F$	0.61354
1.6685	$TiO_2 \leftrightarrow Ti$	0.59934

TABLE 11.19 Gravimetric Factors (Continued)

Factor		Factor
TUNGSTEN		
W = 183.85		
3.9348	$\text{FeWO}_4 \leftrightarrow \text{Fe}_3\text{O}_4$	0.25414
1.3099	$\text{FeWO}_4 \leftrightarrow \text{WO}_3$	0.76344
6.7515	$\text{MgWO}_4 \leftrightarrow \text{MgO}$	0.14812
1.1739	$\text{MgWO}_4 \leftrightarrow \text{WO}_3$	0.85189
4.2684	$\text{MnWO}_4 \leftrightarrow \text{MnO}$	0.23428
1.3060	$\text{MnWO}_4 \leftrightarrow \text{WO}_3$	0.76571
2.0387	$\text{PbWO}_4 \leftrightarrow \text{PbO}$	0.49051
2.4751	$\text{PbWO}_4 \leftrightarrow \text{W}$	0.40403
1.9626	$\text{PbWO}_4 \leftrightarrow \text{WO}_3$	0.50952
15.307	$\text{W} \leftrightarrow \text{C}$	0.065330
0.96837	$\text{W} \leftrightarrow \text{W}_2\text{C}$	1.0327
0.93868	$\text{W} \leftrightarrow \text{WC}$	1.0653
31.614	$\text{W}_2\text{C} \leftrightarrow \text{C}$	0.031632
16.307	$\text{WC} \leftrightarrow \text{C}$	0.061324
1.1741	$\text{WO}_2 \leftrightarrow \text{W}$	0.85175
4.1515	$\text{WO}_3 \leftrightarrow \text{Fe}$	0.24088
1.2611	$\text{WO}_3 \leftrightarrow \text{W}$	0.79297
URANIUM		
U = 238.03		
1.1344	$\text{UO}_2 \leftrightarrow \text{U}$	0.88149
1.1792	$\text{U}_3\text{O}_8 \leftrightarrow \text{U}$	0.84800
1.0395	$\text{U}_3\text{O}_8 \leftrightarrow \text{UO}_2$	0.96200
0.55901	$\text{U}_3\text{O}_8 \leftrightarrow \text{UO}_2(\text{NO}_3)_2 \cdot 6\text{H}_2\text{O}$	1.7889
1.4998	$\text{U}_2\text{P}_2\text{O}_{11} \leftrightarrow \text{U}$	0.66675
1.3221	$\text{U}_2\text{P}_2\text{O}_{11} \leftrightarrow \text{UO}_2$	0.75639
VANADIUM		
V = 50.941		
5.2413	$\text{VC} \leftrightarrow \text{C}$	0.19079
1.7852	$\text{V}_2\text{O}_5 \leftrightarrow \text{V}$	0.56017
0.79120	$\text{V}_2\text{O}_5 \leftrightarrow \text{VO}_4$	1.2639
YTTERBIUM		
Yb = 173.04		
1.1387	$\text{Yb}_2\text{O}_3 \leftrightarrow \text{Yb}$	0.87820
ZINC		
Zn = 65.38		
2.3955	$\text{BaSO}_4 \leftrightarrow \text{ZnS}$	0.41745
0.81171	$\text{BaSO}_4 \leftrightarrow \text{ZnSO}_4 \cdot 7\text{H}_2\text{O}$	1.2320
0.80338	$\text{Zn} \leftrightarrow \text{ZnO}$	1.2447
2.7288	$\text{ZnNH}_4\text{PO}_4 \leftrightarrow \text{Zn}$	0.36646
2.1922	$\text{ZnNH}_4\text{PO}_4 \leftrightarrow \text{ZnO}$	0.45616
0.59707	$\text{ZnO} \leftrightarrow \text{ZnCl}_2$	1.6748
0.64898	$\text{ZnO} \leftrightarrow \text{ZnCO}_3$	1.5409
0.28298	$\text{ZnO} \leftrightarrow \text{ZnSO}_4 \cdot 7\text{H}_2\text{O}$	3.5338
2.3304	$\text{Zn}_2\text{P}_2\text{O}_7 \leftrightarrow \text{Zn}$	0.42911
1.8722	$\text{Zn}_2\text{P}_2\text{O}_7 \leftrightarrow \text{ZnO}$	0.53413
1.4905	$\text{ZnS} \leftrightarrow \text{Zn}$	0.67091
1.1974	$\text{ZnS} \leftrightarrow \text{ZnO}$	0.83512
0.33885	$\text{ZnS} \leftrightarrow \text{ZnSO}_4 \cdot 7\text{H}_2\text{O}$	2.9511

TABLE 11.19 Gravimetric Factors (Continued)

Factor		Factor
ZIRCONIUM		
Zr = 91.22		
2.4864	$K_2ZrF_6 \leftrightarrow F$	0.40219
2.4390	$K_2ZrF_6 \leftrightarrow 2KF$	0.41001
1.5054	$K_2ZrF_6 \leftrightarrow 2(KF \cdot 2H_2O)$	0.66427
3.1069	$K_2ZrF_6 \leftrightarrow Zr$	0.32187
2.3000	$K_2ZrF_6 \leftrightarrow ZrO_2$	0.43478
8.5946	$ZrC \leftrightarrow C$	0.11635
2.2004	$ZrF_4 \leftrightarrow F$	0.45447
1.3508	$ZrO_2 \leftrightarrow Zr$	0.74030
0.46470	$ZrO_2 \leftrightarrow ZrP_2O_7$	2.1519

TABLE 11.20 Elements Precipitated by General Analytical Reagents

This table includes the more common reagents used in gravimetric determinations. The lists of elements precipitated are not in all cases exhaustive. The usual solvent for a precipitating agent is indicated in parentheses after its name or formula. When the symbol of an element or radical is italicized, the element may be quantitatively determined by the use of the reagent in question.

Reagent	Conditions	Substances precipitated
Ammonia, NH_3 (aqueous)	After removal of acid sulfide group.	<i>Al, Au, Be, Co, Cr, Cu, Fe, Ga, In, Ir, La, Nb, Ni, Os, P, Pb, rare earths, Sc, Si, Sn, Ta, Th, Ti, U, V, Y, Zn, Zr</i>
Ammonium polysulfide, $(NH_4)_2S_x$ (aqueous)	After removal of acid sulfide and $(NH_4)_2S$ groups.	Co, Mn, Ni, Si, Ti, V, W, Zn
Anthranilic acid, $NH_2C_6H_4COOH$ (aqueous)	1% aqueous solution (pH 6); Cu separated from others at pH 2.9.	<i>Ag, Cd, Co, Cu, Fe, Hg, Mn, Ni, Pb, Zn</i>
α -Benzoin oxime, $C_6H_5CHOHC(=NOH)C_6H_5$ (1–2% alcohol)	(a) Strongly acid medium. (b) Ammoniacal tartrate medium.	(a) <i>Cr(VI), Mo(VI), Nb, Pd(II), Ta(V), V(V), W(VI)</i> (b) Above list
Benzidine, $H_2NC_6H_4C_6H_4NH_2$ (alcohol), 0.1M HCl		<i>Cd, Fe(III), IO_3^-, PO_4^{3-}, SO_4^{2-}, W(VI)</i>
<i>N</i> -Benzoylphenylhydroxylamine, $C_6H_5CO(C_6H_5)NOH$ (aqueous)	Similar to cupferron (<i>q.v.</i>). Cu, Fe(III), and Al complexes can be weighed as such; Ti compound must be ignited to the oxide.	See Cupferron
Cinchonine, $C_{19}H_{21}N_2OH, 6M$ HCl		<i>Ir, Mo, Pt, W</i>
Cupferron, $C_6H_5N(NO)ONH_4$ (aqueous)	Group precipitant for several higher-charged metal ions from strongly acid solution. Precipitate ignited to metal oxide.	<i>Al, Bi, Cu, Fe, Ga, La, Mo, Nb, Pd, rare earths, Sb, Sn, Ta, Th, Ti, Tl, U, V, W, Zr</i>
1,2-Cyclohexanedionedioxime	More water soluble than dimethylglyoxime; less subject to coprecipitation with metal chelate.	See Dimethylglyoxime

TABLE 11.20 Elements Precipitated by General Analytical Reagents (*Continued*)

Reagent	Conditions	Substances precipitated
Diammonium hydrogen phosphate, $(\text{NH}_4)_2\text{HPO}_4$ (aqueous)	(a) Acid medium. (b) Ammoniacal medium containing citrate or tartrate.	(a) <i>Bi, Co, Hf, In, Ti, Zn, Zr</i> (b) <i>Au, Ba, Be, Ca, Hg, In, La, Mg, Mn, Pb, rare earths, Sr, Th, U, Zr</i>
Dimethylglyoxime, $[\text{CH}_3\text{C}(\text{NOH})_2]$ (alcohol)	(a) Dilute HCl or H_2SO_4 medium. (b) Ammoniacal tartrate medium about pH 8. Weighed as such.	(a) <i>Au, Pd, Se</i> (b) <i>Ni</i> (and <i>Co, Fe</i> if present in large amounts)
Hydrazine, N_2H_4 (aqueous)		<i>Ag, Au, Cu, Hg, Ir, Os, Pd, Pt, Rh, Ru, Se, Te</i>
Hydrogen sulfide, H_2S	(a) 0.2–0.5M H^+ . (b) Ammoniacal solution after removal of acid sulfide group.	(a) <i>Ag, As, Au, Bi, Cd, Cu, Ge, Hg, In, Ir, Mo, Os, Pb, Pd, Pt, Re, Rh, Ru, Sb, Se, Sn, Te, Tl, V, W, Zn</i> (b) <i>Co, Fe, Ga, In, Mn, Ni, Tl, U, V, Zn</i>
4-Hydroxyphenylarsonic acid, $\text{C}_6\text{H}_4(\text{OH})\text{AsO}(\text{OH})_2$ (aqueous)	Dilute acid solution.	<i>Ce, Fe, Sn, Th, Ti, Zr</i>
8-Hydroxyquinoline (oxine), $\text{C}_9\text{H}_6\text{NOH}$, (alcohol)	(a) HOAc–OAc ⁻ buffer. (b) Ammoniacal solution.	(a) <i>Ag, Al, Bi, Cd, Co, Cr, Cu, Fe, Ga, Hg, In, La, Mn, Mo, Nb, Ni, Pb, Pd, rare earths, Sb, Ta, Th, Ti, V, W, Zn, Zr</i> (b) Same as in (a) except for <i>Ag</i> ; in addition, <i>Ba, Be, Ca, Mg, Sn, Sr</i>
2-Mercaptobenzothiazole, $\text{C}_6\text{H}_4(\text{SCN})\text{SH}$ (acetic acid solution)	Ammoniacal solution, except for <i>Cu</i> , when a dilute acid solution is used.	<i>Ag, Au, Bi, Cd, Cu, Hg, Ir, Pb, Pt, Rh, Tl</i>
Nitron (diphenylenedianilohydrotriazole), $\text{C}_{20}\text{H}_{16}\text{N}_4$, (5% acetic acid)	Dilute H_2SO_4 medium.	<i>B, ClO_3^-, ClO_4^-, NO_3^-, ReO_4^-, W</i>
1-Nitroso-2-naphthol, $\text{C}_{10}\text{H}_6(\text{NO})\text{OH}$ (very dilute alkali)	Selective for <i>Co</i> ; acid solution. Precipitate ignited to Co_3O_4 .	<i>Ag, Au, B, Co, Cr, Cu, Fe, Mo, Pd, Ti, V, W, Zr</i>
Oxalic acid, $\text{H}_2\text{C}_2\text{O}_4$, (aqueous)	Dilute acid solution.	<i>Ag, Au, Cu, Hg, La, Ni, Pb, rare earths, Sc, Th, U(IV), W, Zr</i>
Phenylarsonic acid, $\text{C}_6\text{H}_5\text{AsO}(\text{OH})_2$, (aqueous)	Selective precipitants for quadrivalent metals in acid solution. Metals weighed as dioxides.	<i>Bi, Ce(IV), Fe, Hf, Mg, Sn, Ta, Th, Ti, U(IV), W, Zr</i>
Phenylthiohydantoic acid, $\text{C}_6\text{H}_5\text{N}=\text{C}(\text{NH}_2)\text{SCH}_2\text{COOH}$ (aqueous or alcohol)		<i>Bi, Cd, Co, Cu, Fe, Hg, Ni, Pb, Sb</i>
Picolonic acid, $\text{C}_{10}\text{H}_7\text{O}_5\text{N}_4\text{H}$ (aqueous)	Neutral solution.	<i>Ca, Mg, Pb, Th</i>
Propylarsonic acid, $\text{C}_3\text{H}_9\text{AsO}(\text{OH})_2$ (aqueous)	Preferred for <i>W</i> ; see Phenylarsonic acid.	
Pyridine plus thiocyanate	Dilute acid solution.	<i>Ag, Cd, Cu, Mn, Ni</i>
Quinaldic acid, $\text{C}_9\text{B}_6\text{NCOOH}$ (aqueous)	Dilute acid solution.	<i>Ag, Cd, Co, Cu, Fe, Hg, Mo, Ni, Pb, Pd, Pt(II), U, W, Zn</i>
Salicylaldoxime, $\text{C}_7\text{H}_5(\text{OH})\text{NOH}$ (alcohol)	Dilute acid solution.	<i>Ag, Bi, Cd, Co, Cu, Fe, Hg, Mg, Mn, Ni, Pb, Pd, V, Zn</i>
Silver nitrate, AgNO_3 (aqueous)	(a) Dilute HNO_3 solution. (b) Acetate buffer, pH 5–7.	(a) $\text{Br}^-, \text{Cl}^-, \text{I}^-, \text{SCN}^-$ (b) <i>As(V), CN^-, OCN^-, IO_3^-, Mo(VI), N_3^-, S^{2-}, V(V)</i>

TABLE 11.20 Elements Precipitated by General Analytical Reagents (*Continued*)

Reagent	Conditions	Substances precipitated
Sodium tetraphenylborate, $\text{NaB}(\text{C}_6\text{H}_5)_4$ (aqueous)	Specific for K group of alkali metals from dilute HNO_3 or HOAc solution (pH 2), or pH 6.5 in presence of EDTA.	<i>Cs, K, NH}_4^+, \text{Rb}</i>
Tannic acid (tannin), $\text{C}_{14}\text{H}_{10}\text{O}_9$ (aqueous)	Acts as negative colloid that is a flocculent for positively charged hydrous oxide sols. Noteworthy for W in acid solution, and for Ta (from Nb in acidic oxalate medium).	<i>Al, Be, Cr, Ga, Ge, Nb, Sb, Sn, Ta, Th, Ti, U, V, W, Zr</i>
Tartaric acid, $\text{HOOC}(\text{CHOH})_2\text{COOH}$ (aqueous)		<i>Ca, K, Mg, Sc, Sr, Ta</i>
Tetraphenylarsonium chloride, $(\text{C}_6\text{H}_5)_4\text{AsCl}$ (aqueous)	$(\text{C}_6\text{H}_5)_4\text{AsTiCl}_4$ and $(\text{C}_6\text{H}_5)_4\text{AsReO}_4$ weighed as such.	<i>Re, Tl</i>
Thioglycolic- β -aminonaphthalide, thionalide, $\text{C}_{10}\text{H}_7\text{NHCCH}_2\text{SH}$ (alcohol)	(a) Acid solution. (b) Carbonate medium containing tartrate. (c) Carbonate medium containing tartrate and cyanide. (d) Strongly alkaline medium containing tartrate and cyanide.	(a) <i>Ag, As, Au, Bi, Cu, Hg, Os, Pb, Pd, Rh, Ru, Sb, Sn, Tl</i> (b) <i>Au, Cd, Cu, Hg(II), Tl(I)</i> (c) <i>Au, Bi, Pb, Sb, Sn, Tl</i> (d) <i>Tl</i>

Source: J. A. Dean, ed., *Analytical Chemistry Handbook*, McGraw-Hill, New York, 1995.

TABLE 11.21 Cleaning Solutions for Fritted Glassware

Material	Cleaning solution
Fatty materials	Carbon tetrachloride.
Organic matter	Hot concentrated sulfuric acid plus a few drops of sodium or potassium nitrate solution.
Albumen	Hot aqueous ammonia or hot hydrochloric acid.
Glucose	Hot mixed acid (sulfuric plus nitric acids).
Copper or iron oxides	Hot hydrochloric acid plus potassium chlorate.
Mercury residue	Not nitric acid.
Silver chloride	Aqueous ammonia or sodium thiosulfate.
Aluminous and siliceous residues	A 2% hydrofluoric acid solution followed by concentrated sulfuric acid; rinse immediately with distilled water followed by a few milliliters of acetone. Repeat rinsing until all trace of acid is removed.

TABLE 11.22 Common Fluxes

Flux	Melting point, °C	Types of crucible used for fusion	Type of substances decomposed
Na ₂ CO ₃	851	Pt	For silicates, and silica-containing samples; alumina-containing samples; insoluble phosphates and sulfates
Na ₂ CO ₃ plus an oxidizing agent such as KNO ₃ , KClO ₃ , or Na ₂ O ₂		Pt (do not use with Na ₂ O ₂) or Ni	For samples needing an oxidizing agent
NaOH or KOH	320–380	Au, Ag, Ni	For silicates, silicon carbide, certain minerals
Na ₂ O ₂	Decomposes	Fe, Ni	For sulfides, acid-insoluble alloys of Fe, Ni, Cr, Mo, W, and Li; Pt alloys; Cr, Sn, Zn minerals
K ₂ S ₂ O ₇	300	Pt or porcelain	Acid flux for insoluble oxides and oxide-containing samples
B ₂ O ₃	577	Pt	For silicates and oxides when alkalis are to be determined
CaCO ₃ plus NH ₄ Cl		Ni	For decomposing silicates in the determination of alkali element

TABLE 11.23 Membrane Filters

Filter pore size, μm	Maximum rigid particle to penetrate, μm	Filter pore size, μm	Maximum rigid particle to penetrate, μm
14	17	0.65	0.68
10	12	0.60	0.65
8	9.4	0.45	0.47
7	9.0	0.30	0.32
5	6.2	0.22	0.24
3	3.9	0.20	0.25
2	2.5	0.10	0.108
1.2	1.5	0.05	0.053
1.0	1.1	0.025	0.028
0.8	0.95		

TABLE 11.24 Porosities of Fritted Glassware

Porosity	Nominal maximum pore size, μm	Principal uses
Extra coarse	170–220	Filtration of very coarse materials. Gas dispersion, gas washing, and extractor beds. Support of other filter materials.
Coarse	40–60	Filtration of coarse materials. Gas dispersion, gas washing, gas absorption. Mercury filtration. For extraction apparatus.
Medium	10–15	Filtration of crystalline precipitates. Removal of “floaters” from distilled water.
Fine	4–5.5	Filtration of fine precipitates. As a mercury valve. In extraction apparatus.
Very fine	2–2.5	General bacteria filtrations.
Ultra fine	0.9–1.4	General bacteria filtrations.

TABLE 11.25 Tolerances for Analytical Weights

By Alan D. Westland with Fred E. Beamish.

This table gives the individual and group tolerances established by the National Bureau of Standards (Washington, D.C.) for classes M, S, S-1, and P weights. Individual tolerances are “acceptance tolerances” for new weights. Group tolerances are defined by the National Bureau of Standards as follows: “The corrections of individual weights shall be such that no combination of weights that is intended to be used in a weighing shall differ from the sum of the nominal values by more than the amount listed under the group tolerances.”

For class S-1 weights, two-thirds of the weights in a set must be within one-half of the individual tolerances given below. No group tolerances have been specified for class P weights. See *Natl. Bur. Standards Circ. 547*, sec. 1 (1954).

Denomination	Class M		Class S		Class S-1, individual tolerance, mg	Class P, individual tolerance, mg
	Individual tolerance, mg	Group tolerance, mg	Individual tolerance, mg	Group tolerance, mg		
100 g	0.50	None specified	0.25	None specified	1.0	2.0
50 g	0.25		0.12		0.60	1.2
30 g	0.15		0.074		0.45	0.90
20 g	0.10		0.074		0.35	0.70
10 g	0.050		0.074		0.25	0.50
5 g	0.034	0.065	0.054	0.105	0.18	0.36
3 g	0.034		0.054		0.15	0.14
2 g	0.034		0.054		0.13	0.26
1 g	0.034		0.054		0.10	0.20
500 mg	0.0054	0.0105	0.025	0.055	0.080	0.16
300 mg	0.0054		0.025		0.070	0.14
200 mg	0.0054		0.025		0.060	0.12
100 mg	0.0054		0.025		0.050	0.10
50 mg	0.0054		0.014		0.042	0.085
30 mg	0.0054	0.0105	0.014	0.034	0.038	0.076
20 mg	0.0054		0.014		0.035	0.070

TABLE 11.25 Tolerances for Analytical Weights (*Continued*)

Denomination	Class M		Class S		Class S-1, individual tolerance, mg	Class P, individual tolerance, mg
	Individual tolerance, mg	Group tolerance, mg	Individual tolerance, mg	Group tolerance, mg		
10 mg	0.0054		0.014		0.030	0.060
5 mg	0.0054		0.014		0.028	0.055
3 mg	0.0054	0.0105	0.014	0.034	0.026	0.052
2 mg	0.0054		0.014		0.025	0.050
1 mg	0.0054		0.014		0.025	0.050
½ mg	0.0054		0.014		0.025

TABLE 11.26 Heating Temperatures, Composition of Weighing Forms, and Gravimetric Factors

The minimum temperature required for heating a pure precipitate to constant weight is frequently lower than that commonly recommended in gravimetric procedures. However, the higher temperature is very often still to be preferred in order to ensure that contaminating substances are expelled. The thermal stability ranges of various precipitates as deduced from thermograms are also tabulated. Where a stronger ignition is advisable, the safe upper limit can be ascertained.

Gravimetric factors are based on the 1993 International Atomic Weights. The factor Ag: 0.7526 given in the first line of the table indicates that the weight of precipitate obtained (AgCl) is to be multiplied by 0.7526 to calculate the corresponding weight of silver.

Element	Thermal stability range, °C	Final heating temperature, °C	Composition of weighing form	Gravimetric factors
Ag	70–600	130–150	AgCl	Ag: 0.7526
Al	>475	1200	Al ₂ O ₃	Al: 0.5293
	>743	>743	AlPO ₄	Al: 0.2212; Al ₂ O ₃ : 0.4180
As	102–220	110	Al(C ₉ H ₆ NO) ₃	Al: 0.0587; Al ₂ O ₃ : 0.1110
	200–275	105–110	Al ₂ S ₃	As: 0.6090; As ₂ O ₃ : 0.8041
		850	Mg ₂ As ₂ O ₇	As: 0.4827; As ₂ O ₃ : 0.6373
		vacuum at 25	MgNH ₄ AsO ₄ · 6H ₂ O	As: 0.2589
Au	20–957	1060	Au	
Ba	780–1100	780	BaSO ₄	Ba: 0.5884; BaO: 0.6570
	<60	<60	BaCrO ₄	Ba: 0.5421; BaO: 0.6053
Be	>900	1000	BeO	Be: 0.3603
Bi		100	BiOCl	Bi: 0.8024; Bi ₂ O ₃ : 0.8946
		100	Bi(C ₁₂ H ₁₀ NOS) ₃	Bi: 0.2387
	379–961	800	BiPO ₄	Bi: 0.6875; Bi ₂ O ₃ : 0.7665
Br	70–946	130–150	AgBr	Br: 0.4256
Ca	478–635	475–525	CaCO ₃	Ca: 0.4004; CaO: 0.5601
	838–1025	950–1000	CaO	Ca: 0.7147
Cd		air-dried	Ca(picrolonate) ₂ · 8H ₂ O	Ca: 0.05642
		>320	CdSO ₄	Cd: 0.5392; CdO: 0.6159
		125	Cd(C ₁₀ H ₆ NO ₂) ₂	Cd: 0.2462
	218–420		CdS	Cd: 0.7781; CdO: 0.8888
Ce	>360	500–600	CeO ₂	Ce: 0.8141
Cl	70–600	130–150	AgCl	Cl: 0.2474

TABLE 11.26 Heating Temperatures, Composition of Weighing Forms, and Gravimetric Factors (*Continued*)

Element	Thermal stability range, °C	Final heating temperature, °C	Composition of weighing form	Gravimetric factors
Co	285–946	750–850	Co ₃ O ₄	Co: 0.7342
		130	Co(C ₁₀ H ₆ NO ₂) ₃ · 2H ₂ O	Co: 0.09639; CoO: 0.1226
Cr		450–500	CoSO ₄	Co: 0.3802
		120	PbCrO ₄	Cr: 0.1609
Cu	< 115	105–120	CuSCN	Cu: 0.5225; CuO: 0.6540
		100–105	Cu(C ₇ H ₅ NO ₂) ₂	Cu: 0.1891
		105–115	Cu(C ₁₃ H ₁₁ NO ₂)	Cu: 0.2201
		110–115	Cu(C ₁₀ H ₆ NO ₂) · H ₂ O	Cu: 0.1494
		105	Cu(C ₁₂ H ₁₀ NOS) ₂ · H ₂ O	Cu: 0.1237
F	66–538	130–140	PbClF	F: 0.07261
Fe	470–946	900	Fe ₂ O ₃	Fe: 0.6994
Ga	408–946	900	Ga ₂ O ₃	Ga: 0.7439
Hg		105	Hg(C ₁₂ H ₁₀ NOS) ₂	Hg: 0.3169
I	60–900	130–150	AgI	I: 0.5405
In	345–1200	1200	In ₂ O ₃	In: 0.8271
Ir			IrO ₂	Ir: 0.8573
K	73–653	< 653	KClO ₄	K: 0.2822; K ₂ O: 0.3399
		< 270	K ₂ PtCl ₆	K: 0.1609; K ₂ O: 0.1938
			KIO ₄	K: 0.1700
Li		120	KB(C ₆ H ₅) ₄	K: 0.1091
		200	Li ₂ SO ₄	Li: 0.1263; Li ₂ O: 0.2718
Mg		1050–1100	Mg ₂ P ₂ O ₇	Mg: 0.2184; MgO: 0.3622
Mn	88–300	155–160	Mg(C ₉ H ₆ NO) ₂	Mg: 0.07775; MgO: 0.1289
	> 946	1000	Mn ₃ O ₄	Mn: 0.7203
Mo		1000	Mn ₂ P ₂ O ₇	Mn: 0.3871; MnO: 0.4998
		> 505	PbMoO ₄	Mo: 0.2613; MoO ₃ : 0.3291
		500–525	MoO ₃	Mo: 0.6666
N (as NO ₃ ⁻)	20–242	105	Nitron nitrate	N: 0.3732; NO ₃ ⁻ : 0.1652
Na	360–674	125	NaMg(UO ₂) ₃ (C ₂ H ₃ O ₂) ₉ · 6.5 H ₂ O	Na: 0.01527; Na ₂ O: 0.02058
Nb	650–950	900	Nb ₂ O ₃	Nb: 0.6990
Ni	79–172	110–120	Ni(C ₄ H ₇ N ₂ O ₂) ₂	Ni: 0.2032; NiO: 0.2586
Os		800 (in H ₂)	Os metal	
P		> 477	Mg ₂ P ₂ O ₇	P: 0.2783; PO ₄ : 0.8536
		110	(NH ₄) ₃ [P(Mo ₃ O ₁₀) ₄]	P: 0.0165; P ₂ O ₅ : 0.0378
Pb	160–415	500–600	PbSO ₄	Pb: 0.6832; PbO: 0.7359
	271–959	600	PbMoO ₄	Pb: 0.5643; PbO: 0.6078
		120	PbCrO ₄	Pb: 0.6411
	271–959	600–800	PbSO ₄	Pb: 0.6832; PbO: 0.7359
		105	Pb(C ₁₂ H ₁₀ NOS) ₂	Pb: 0.3240
Pd	45–171	110	Pd(C ₄ H ₇ N ₂ O ₂) ₂	Pd: 0.3162
Rb	70–674	< 674	Rb ₂ PtCl ₆	Rb: 0.2954; Rb ₂ O: 0.3230
Re		130	(C ₆ H ₅) ₄ AsReO ₄	Re: 0.2939
		110	Nitron perhenate	Re: 0.3306
S		> 780	BaSO ₄	S: 0.1374; SO ₃ : 0.3430; SO ₄ : 0.4116
		100	Sb(C ₁₂ H ₁₀ NOS) ₃	Sb: 0.1581
SCN ⁻		130	AgSCN	SCN: 0.3500
		110–120	CuSCN	SCN: 0.4775
Se		120–130	Se metal	SeO ₂ : 1.4052
Si	358–946	> 358	SiO ₂	Si: 0.4675

TABLE 11.26 Heating Temperatures, Composition of Weighing Forms, and Gravimetric Factors (*Continued*)

Element	Thermal stability range, °C	Final heating temperature, °C	Composition of weighing form	Gravimetric factors
Sn	>834	900	SnO ₂	Sn: 0.7877
Sr	100–300	130–140	Sr(NO ₃) ₂	Sr: 0.4140
Te		100–300	SrSO ₄	Sr: 0.4770; SrO: 0.5641
Th	610–946	105	Te metal	
		700–800	ThO ₂	Th: 0.8788
		900	ThP ₂ O ₇	Th: 0.5863
Ti	350–946	900	TiO ₂	Ti: 0.5992
Tl(III)		100	Tl(C ₁₂ H ₁₀ NOS)	Tl: 0.4860
U		1000	U ₃ O ₈	U: 0.8480; UO ₂ : 0.9620
V	581–946	700–800	V ₂ O ₅	V: 0.5602
W	>674	800–900	WO ₃	W: 0.7930
Zn	>1000	950–1000	ZnO	Zn: 0.8034
		1000	Zn ₂ P ₂ O ₇	Zn: 0.4292; ZnO: 0.5342
		125	Zn(C ₁₀ H ₆ NO ₂) ₂ · H ₂ O	Zn: 0.1529
Zr		>850	ZrP ₂ O ₇	Zr: 0.3440; ZrO ₂ : 0.4647
		1200	ZrO ₂	Zr: 0.7403

Source: J. A. Dean, ed., *Analytical Chemistry Handbook*, McGraw-Hill, New York, 1995.

11.6 VOLUMETRIC ANALYSIS

11.6.1 Acid-Base Titrations in Aqueous Media

TABLE 11.27 Primary Standards for Aqueous Acid-Base Titrations

Standard	Formula weight	Preparation
Basic substances for standardizing acidic solutions		
(HOCH ₂) ₃ CNHH ₂	121.137	Tris(hydroxymethyl)aminomethane is available commercially as a primary standard. Dry at 100–103°C (<110°C). In titrations with a strong acid the equivalence point is at about pH 4.5–5. Equivalent weight is the formula weight. [J. H. Fossum, P. C. Markunas, and J. A. Riddick, <i>Anal. Chem.</i> , 23 :491 (1951).]
HgO	216.59	Dissolve 100 g pure HgCl ₂ in 1 L H ₂ O, and add with stirring to 650 mL 1.5 M NaOH. Filter and wash with H ₂ O until washings are neutral to phenolphthalein. Dry to constant weight at or below 40°C, and store in a dark bottle. To 0.4 g HgO (≡ 40 mL 0.1N acid) add 10–15 g KBr plus 20–25 mL H ₂ O. Stir, excluding CO ₂ , until solution is complete. Titrate with acid to pH 5–8. Equivalent weight is one-half formula weight.
Na ₂ B ₄ O ₇ · 10H ₂ O	381.372	Recrystallize reagent-grade salt twice from water at temperatures below 55°C. Wash the crystals with H ₂ O, twice with ethanol, and twice with diethyl ether. Let stand in a hygrostat oversaturated NaBr · 2H ₂ O or saturated NaCl-sucrose solution. Use methyl red indicator. Equivalent weight is one-half the formula weight.

TABLE 11.27 Primary Standards for Aqueous Acid-Base Titrations (*Continued*)

Standard	Formula weight	Preparation
Basic substances for standardizing acidic solutions (<i>continued</i>)		
Na ₂ CO ₃	105.989	Heat reagent-grade material for 1 hr at 255–265°C. Cool in an efficient desiccator. Titrate sample with acid to pH 4–5 (first green tint of bromocresol green), boil the solution to eliminate the carbon dioxide, cool, and again titrate to pH 4–5. Equivalent weight is one-half the formula weight.
NaCl	58.45	Accurately weigh about 6 g NaCl and dissolve in distilled water. Pass the solution through a well-rinsed cation exchange column (Dowex 50W) in the hydrogen form. The equivalent amount of HCl is washed from the column (in 10 column volumes) into a volumetric flask and made up to volume. Equivalent weight is the formula weight.
Acidic substances for standardizing basic solutions		
C ₆ H ₅ COOH	122.125	Pure benzoic acid is available from NIST (National Institute for Science and Technology). Dissolve 0.5 g in 20 mL of neutral ethanol (run a blank), excluding CO ₂ , add 20–50 mL, and titrate using phenolphthalein as indicator.
<i>o</i> -C ₆ H ₄ (COOK)(COOH)	204.22	Potassium hydrogen <i>o</i> -phthalate is available commercially as primary standard, also from NIST. Dry at <135°C. Dissolve in water, excluding CO ₂ , and titrate with phenolphthalein as indicator. For Ba(OH) ₂ solution, perform the titration at an elevated temperature to prevent precipitation of Ba phthalate.
KH(IO ₃) ₂	389.915	Potassium hydrogen bis(iodate) is available commercially in a primary standard grade. Dry at 110°C. Dissolve a weighed amount of the salt in water, excluding CO ₂ , and titrate to pH 5–8. [I. M. Kolthoff and L. H. van Berk, <i>J. Am. Chem. Soc.</i> , 48 :2800 (1926)].
NH ₂ SO ₃ H	97.09	Hydrogen amidosulfate (sulfamic acid) acts as a strong acid. Primary standard grade is available commercially. Since it does undergo slow hydrolysis, an acid end point (pH 4 to 6.5) should be chosen unless fresh reagent is available, then the end point can be in the range pH 4 to 9. [W. F. Wagner, J. A. Wuellner, and C. E. Feiler, <i>Anal. Chem.</i> , 24 :1491 (1952). M. J. Butler, G. F. Smith, and L. F. Audrieth, <i>Ind. Eng. Chem., Anal. Ed.</i> , 10 :690 (1938)].

TABLE 11.28 Titrimetric (Volumetric) Factors

Acids

The following factors are the equivalent of 1 mL of *normal acid*. Where the normality of the solution being used is other than normal, multiply the factors given in the table below by the normality of the solution employed.

The equivalents of the esters are based on the results of saponification.

The indicators methyl orange and phenolphthalein are indicated by the abbreviations MO and pH, respectively.

Substance	Formula	Grams
Ammonia	NH ₃	0.017031
Ammonium	NH ₄	0.018039
Ammonium chloride	NH ₄ Cl	0.053492
Ammonium hydroxide	NH ₄ OH	0.035046
Ammonium oleate	C ₁₇ H ₃₃ CO ₂ NH ₄	0.29950
Ammonium oxide	(NH ₄) ₂ O	0.026038
Amyl acetate	CH ₃ CO ₂ C ₅ H ₁₁	0.13019
Barium carbonate (MO)	BaCO ₃	0.09867
Barium hydroxide	Ba(OH) ₂	0.085677
Barium oxide	BaO	0.07667
Bornyl acetate	CH ₃ CO ₂ C ₁₀ H ₁₇	0.19629
Calcium carbonate (MO)	CaCO ₃	0.05004
Calcium hydroxide	Ca(OH) ₂	0.037047
Calcium oleate	(C ₁₇ H ₃₃ CO ₂) ₂ Ca	0.30150
Calcium oxide	CaO	0.02804
Calcium stearate	(C ₁₇ H ₃₅ CO ₂) ₂ Ca	0.30352
Casein (N 6.38)	0.089371
Ethyl acetate	CH ₃ CO ₂ C ₂ H ₅	0.088107
Glue (N 5.60)	0.078445
Hydrochloric acid	HCl	0.036461
Magnesium carbonate (MO)	MgCO ₃	0.04216
Magnesium oxide	MgO	0.02016
Menthyl acetate	CH ₃ CO ₂ C ₁₀ H ₁₉	0.19831
Methyl acetate	CH ₃ CO ₂ CH ₃	0.074080
Nicotine	C ₁₀ H ₁₄ N ₂	0.16224
Nitrogen	N	0.014007
Potassium carbonate (MO)	K ₂ CO ₃	0.06911
Potassium carbonate, acid (MO)	KHCO ₃	0.10012
Potassium nitrate	KNO ₃	0.10111
Potassium oleate	C ₁₇ H ₃₃ CO ₂ K	0.32057
Potassium oxide	K ₂ O	0.04710
Potassium stearate	C ₁₇ K ₃₅ CO ₂ K	0.32258
Protein (N 5.70)	0.079846
Protein (N 6.25)	0.087550
Sodium acetate	CH ₃ CO ₂ Na	0.082035
Sodium acetate	CH ₃ CO ₂ Na·3H ₂ O	0.13608
Sodium borate, tetra- (MO)	Na ₂ B ₄ O ₇	0.10061
Sodium borate, tetra- (MO)	Na ₂ B ₄ O ₇ ·10H ₂ O	0.19069
Sodium carbonate (MO)	Na ₂ CO ₃	0.052994
Sodium carbonate (MO)	Na ₂ CO ₃ ·H ₂ O	0.062002
Sodium carbonate (MO)	Na ₂ CO ₃ ·10H ₂ O	0.14307
Sodium carbonate, acid (MO)	NaHCO ₃	0.084007
Sodium hydroxide	NaOH	0.39997
Sodium oleate	C ₁₇ H ₃₃ CO ₂ Na	0.30445

TABLE 11.28 Titrimetric (Volumetric) Factors (*Continued*)

Acids (<i>continued</i>)		
Substance	Formula	Grams
Sodium oxalate	$\text{Na}_2\text{C}_2\text{O}_4$	0.067000
Sodium oxide	Na_2O	0.030990
Sodium phosphate (MO)	Na_2HPO_4	0.14196
Sodium phosphate (MO)	$\text{Na}_2\text{P}_2\text{O}_7 \cdot 12\text{H}_2\text{O}$	0.35814
Sodium phosphate (MO)	Na_3PO_4	0.081970
Sodium phosphate (PH)	Na_3PO_4	0.16394
Sodium silicate	$\text{Na}_2\text{Si}_4\text{O}_9$	0.15111
Sodium stearate	$\text{C}_{17}\text{H}_{35}\text{CO}_2\text{Na}$	0.30647
Sodium sulfide (MO)	Na_2S	0.039022

Alkali

The following factors are the equivalent of the milliliter of *normal alkali*. Where the normality of the solution being used is other than normal, multiply the factors given in the table below by the normality of the solution employed.

The equivalents of the esters are based on the results of saponification.

The indicators methyl orange and phenolphthalein are indicated by the abbreviations MO and PH, respectively.

Substance	Formula	Grams
Abietic acid (PH)	$\text{HC}_{20}\text{H}_{29}\text{O}_2$	0.30246
Acetic acid (PH)	$\text{CH}_3\text{CO}_2\text{H}$	0.06005
Acetic anhydride (PH)	$(\text{CH}_3\text{CO})_2\text{O}$	0.051045
Aluminum sulfate	$\text{Al}_2(\text{SO}_4)_3$	0.05702
Amyl acetate	$\text{CH}_3\text{CO}_2\text{C}_5\text{H}_{11}$	0.13019
Benzoic acid (PH)	$\text{C}_6\text{H}_5\text{CO}_2\text{H}$	0.12212
Borate tetra- (PH)	B_4O_7	0.03881
Boric acid (PH)	H_3BO_3	0.061833
Boric anhydride (PH)	B_2O_3	0.03486
Bornyl acetate	$\text{CH}_3\text{CO}_2\text{C}_{10}\text{H}_{17}$	0.19629
Butyric acid (PH)	$\text{C}_3\text{H}_7\text{CO}_2\text{H}$	0.088107
Calcium acetate	$(\text{CH}_3\text{CO}_2)_2\text{Ca}$	0.079085
Calcium oleate	$(\text{C}_{17}\text{H}_{33}\text{CO}_2)_2\text{Ca}$	0.30150
Calcium stearate	$(\text{C}_{17}\text{H}_{35}\text{CO}_2)_2\text{Ca}$	0.30352
Carbon dioxide (PH)	CO_2	0.022005
Chlorine	Cl	0.035453
Citric acid (PH)	$\text{H}_3\text{C}_6\text{H}_5\text{O}_7 \cdot \text{H}_2\text{O}$	0.070047
Ethyl acetate	$\text{CH}_3\text{CO}_2\text{C}_2\text{H}_5$	0.088107
Formaldehyde	HCHO	0.030026
Formic acid (PH)	HCO_2H	0.046026
Glycerol (sap. of acetyl)	$\text{C}_3\text{H}_5(\text{OH})_3$	0.030698
Hydriodic acid	HI	0.12791
Hydrobromic acid	HBr	0.080917
Hydrochloric acid	HCl	0.036461
Lactic acid (PH)	$\text{HC}_3\text{H}_5\text{O}_3$	0.090079
Lead acetate	$(\text{CH}_3\text{CO}_2)_2\text{Pb} \cdot 3\text{H}_2\text{O}$	0.18966
Maleic acid (PH)	$(\text{CHCO}_2\text{H})_2$	0.058037
Malic acid (PH)	$\text{H}_2\text{C}_4\text{H}_4\text{O}_5$	0.067045
Menthol (sap. of acetyl)	$\text{C}_{10}\text{H}_{19}\text{OH}$	0.15627

TABLE 11.28 Titrimetric (Volumetric) Factors (Continued)

Alkali (continued)		
Substance	Formula	Grams
Menthyl acetate	$\text{CH}_3\text{CO}_2\text{C}_{10}\text{H}_{19}$	0.19831
Methyl acetate	$\text{CH}_3\text{CO}_2\text{CH}_3$	0.074080
Nitrate	NO_3	0.062005
Nitric acid	HNO_3	0.063013
Nitrogen	N	0.014007
Nitrogen pentoxide	N_2O_5	0.054005
Oleic acid (PH)	$\text{C}_{17}\text{H}_{33}\text{CO}_2\text{H}$	0.28247
Oxalic acid (PH)	$(\text{CO}_2\text{H})_2$	0.045018
Oxalic acid (PH)	$(\text{CO}_2\text{H})_2 \cdot 2\text{H}_2\text{O}$	0.063033
Phosphoric acid (MO)	H_3PO_4	0.097995
Phosphoric acid (PH)	H_3PO_4	0.048998
Potassium carbonate, acid (MO)	KHCO_3	0.10012
Potassium oleate	$\text{C}_{17}\text{K}_{33}\text{CO}_2\text{K}$	0.32056
Potassium oxalate, acid (PH)	KHC_2O_4	0.12813
Potassium phthalate, acid (PH)	$\text{HC}_8\text{H}_4\text{O}_4\text{K}$	0.20423
Potassium stearate	$\text{C}_{17}\text{H}_{35}\text{CO}_2\text{K}$	0.32258
Sodium benzoate	$\text{C}_6\text{H}_5\text{CO}_2\text{Na}$	0.14411
Sodium borate, tetra- (PH)	$\text{Na}_2\text{B}_4\text{O}_7$	0.050305
Sodium borate, tetra- (PH)	$\text{Na}_2\text{B}_4\text{O}_7 \cdot 10\text{H}_2\text{O}$	0.095343
Sodium carbonate, acid (MO)	NaHCO_3	0.084007
Sodium oleate	$\text{C}_{17}\text{H}_{33}\text{CO}_2\text{Na}$	0.30445
Sodium salicylate	$\text{C}_6\text{H}_5\text{OCO}_2\text{Na}$	0.16011
Stearic acid (PH)	$\text{C}_{17}\text{H}_{35}\text{CO}_2\text{H}$	0.28449
Succinic acid (PH)	$(\text{CH}_2\text{CO}_2\text{H})_2$	0.059045
Sulfate	SO_4	0.048031
Sulfur dioxide (PH)	SO_2	0.032031
Sulfur trioxide	SO_3	0.040031
Sulfuric acid	H_2SO_4	0.049039
Sulfurous acid (PH)	H_2SO_3	0.041039
Tartaric acid (PH)	$\text{H}_2\text{C}_4\text{H}_4\text{O}_6$	0.075044
Tartaric acid (PH)	$\text{H}_2\text{C}_4\text{H}_4\text{O}_6 \cdot \text{H}_2\text{O}$	0.084052

Iodine

The following factors are the equivalent of 1 mL of *normal iodine*. Where the normality of the solution being used is other than normal, multiply the factors given in the table below by the normality of the solution employed.

Substance	Formula	Grams
Acetone	$(\text{CH}_3)_2\text{CO}$	0.0096801
Ammonium chromate	$(\text{NH}_4)_2\text{CrO}_4$	0.050690
Antimony	Sb	0.06088
Antimony trioxide	Sb_2O_3	0.07287
Arsenic	As	0.037461
Arsenic pentoxide	As_2O_5	0.057460
Arsenic trioxide	As_2O_3	0.049460
Arsenite	AsO_3	0.061460
Bleaching powder	CaOCl_2	0.063493
Bromine	Br	0.079909
Chlorine	Cl	0.035453
Chromic oxide	Cr_2O_3	0.02533

TABLE 11.28 Titrimetric (Volumetric) Factors (*Continued*)

Iodine (<i>continued</i>)		
Substance	Formula	Grams
Chromium trioxide	CrO ₃	0.033331
Copper	Cu	0.06354
Copper oxide	CuO	0.07954
Copper sulfate	CuSO ₄	0.15960
Copper sulfate	CuSO ₄ ·5H ₂ O	0.24968
Ferric iron	Fe ³⁺	0.05585
Ferric oxide	Fe ₂ O ₃	0.07985
Hydrogen sulfide	H ₂ S	0.017040
Iodine	I	0.126904
Lead chromate	PbCrO ₄	0.10773
Lead dioxide	PbO ₂	0.11959
Nitrous acid	HNO ₂	0.023507
Oxygen	O	0.0079997
Potassium chlorate	KClO ₃	0.020426
Potassium chromate	K ₂ CrO ₄	0.064733
Potassium dichromate	K ₂ Cr ₂ O ₇	0.049032
Potassium nitrite	KNO ₂	0.042554
Potassium permanganate	KMnO ₄	0.031608
Red lead	Pb ₃ O ₄	0.34278
Sodium chromate	Na ₂ CrO ₄	0.053991
Sodium dichromate	Na ₂ Cr ₂ O ₇	0.043661
Sodium dichromate	Na ₂ Cr ₂ O ₇ ·2H ₂ O	0.049666
Sodium nitrite	NaNO ₂	0.034498
Sodium sulfide	Na ₂ S	0.039022
Sodium sulfide	Na ₂ S·9H ₂ O	0.12009
Sodium sulfite	Na ₂ SO ₃	0.063021
Sodium sulfite	Na ₂ SO ₃ ·7H ₂ O	0.12607
Sodium thiosulfate	Na ₂ S ₂ O ₃	0.15811
Sulfur	S	0.016032
Sulfur dioxide	SO ₂	0.032031
Sulfurous acid	H ₂ SO ₃	0.041039
Tin	Sn	0.059345

Potassium dichromate

The following factors are the equivalent of 1 mL of *normal potassium dichromate*. Where the normality of the solution being used is other than normal, multiply the factors given in the table below by the normality of the solution employed.

Substance	Formula	Grams
Chromic oxide	Cr ₂ O ₃	0.025332
Chromium trioxide	CrO ₃	0.033331
Ferrous iron	Fe ²⁺	0.055847
Ferrous oxide	FeO	0.071846
Ferroso-ferric oxide	Fe ₃ O ₄	0.077180
Ferrous sulfate	FeSO ₄	0.15191
Ferrous sulfate	FeSO ₄ ·7H ₂ O	0.27802
Glycerol	C ₃ H ₄ (OH) ₃	0.0065782
Lead chromate	PbCrO ₄	0.10773
Zinc	Zn	0.032685

TABLE 11.28 Titrimetric (Volumetric) Factors (*Continued*)

Potassium permanganate

The following factors are the equivalent of 1 mL of *normal potassium permanganate*. Where the normality of the solution being used is other than normal, multiply the factors given in the table below by the normality of the solution employed.

Substance	Formula	Grams
Ammonium oxalate	$(\text{NH}_4)_2\text{C}_2\text{O}_4$	0.062049
Ammonium oxalate	$(\text{NH}_4)_2\text{C}_2\text{O}_4 \cdot \text{H}_2\text{O}$	0.071056
Ammonium peroxydisulfate	$(\text{NH}_4)_2\text{S}_2\text{O}_8$	0.11410
Antimony	Sb	0.060875
Barium peroxide	BaO_2	0.084669
Barium peroxide	$\text{BaO}_2 \cdot 8\text{H}_2\text{O}$	0.15673
Calcium carbonate	CaCO_3	0.050045
Calcium oxide	CaO	0.02804
Calcium peroxide	CaO_2	0.036039
Calcium sulfate	CaSO_4	0.068071
Calcium sulfate	$\text{CaSO}_4 \cdot 2\text{H}_2\text{O}$	0.086086
Ferric oxide	Fe_2O_3	0.079846
Ferroso-ferric oxide	Fe_3O_4	0.077180
Ferrous ammonium sulfate	$\text{Fe}(\text{NH}_4)_2(\text{SO}_4)_2 \cdot 6\text{H}_2\text{O}$	0.39214
Ferrous oxide	FeO	0.071846
Ferrous sulfate	FeSO_4	0.15191
Ferrous sulfate	$\text{FeSO}_4 \cdot 7\text{H}_2\text{O}$	0.27802
Formic acid	HCO_2H	0.023013
Hydrogen peroxide	H_2O_2	0.017007
Iodine	I	0.126904
Iron	Fe	0.055847
Manganese	Mn	0.010988
Manganese dioxide	MnO_2	0.043468
Manganous oxide (Volhard)	MnO	0.035469
Molybdenum trioxide titration from yellow ppt. after reduction	MoO_3	0.047979
Oxalic acid	$(\text{CO}_2\text{H})_2$	0.045018
Oxalic acid	$(\text{CO}_2\text{H})_2 \cdot 2\text{H}_2\text{O}$	0.063033
Phosphorus titration from yellow ppt. after reduction	P	0.0008604
Phosphorus pentoxide to titration from yellow ppt. after reduction	P_2O_5	0.0019715
Potassium dichromate	$\text{K}_2\text{Cr}_2\text{O}_7$	0.049032
Potassium nitrite	KNO_2	0.042552
Potassium persulfate	$\text{K}_2\text{S}_2\text{O}_8$	0.13516
Sodium nitrite	NaNO_2	0.034498
Sodium oxalate	$\text{Na}_2\text{C}_2\text{O}_4$	0.067000
Sodium persulfate	$\text{Na}_2\text{S}_2\text{O}_8$	0.11905
Tin	Sn	0.059345

TABLE 11.28 Titrimetric (Volumetric) Factors (*Continued*)

Silver nitrate

The following factors are the equivalent of 1 mL of *normal silver nitrate*. Where the normality of the solution being used is other than normal, multiply the factors given in the table below by the normality of the solution employed.

Substance	Formula	Grams
Ammonium bromide	NH ₄ Br	0.097948
Ammonium chloride	NH ₄ Cl	0.053492
Ammonium iodide	NH ₄ I	0.14494
Ammonium thiocyanate	NH ₄ SCN	0.076120
Barium chloride	BaCl ₂	0.10412
Barium chloride	BaCl ₂ · 2H ₂ O	0.12214
Bromine	Br	0.079909
Cadmium chloride	CdCl ₂	0.091653
Cadmium iodide	CdI ₂	0.18310
Calcium chloride	CaCl ₂	0.055493
Chlorine	Cl	0.035453
Ferric chloride	FeCl ₃	0.054069
Ferrous chloride	FeCl ₂	0.063377
Hydriodic acid	HI	0.12791
Hydrobromic acid	HBr	0.080917
Hydrochloric acid	HCl	0.036461
Iodine	I	0.126904
Lithium chloride	LiCl	0.042392
Lead chloride	PbCl ₂	0.13905
Magnesium chloride	MgCl ₂	0.047609
Magnesium chloride	MgCl ₂ · 6H ₂ O	0.10166
Potassium bromide	KBr	0.11901
Potassium chloride	KCl	0.074555
Potassium iodide	KI	0.16601
Potassium oxide	K ₂ O	0.047102
Potassium thiocyanate	KSCN	0.097184
Silver	Ag	0.10787
Silver iodide	AgI	0.23477
Silver nitrate	AgNO ₃	0.16987
Sodium bromide	NaBr	0.10290
Sodium bromide	NaBr · 2H ₂ O	0.13893
Sodium chloride	NaCl	0.058443
Sodium iodide	NaI	0.14989
Sodium iodide	NaI · 2H ₂ O	0.18592
Sodium oxide	Na ₂ O	0.030990
Strontium chloride	SrCl ₂	0.079263
Strontium chloride	SrCl ₂ · 6H ₂ O	0.13331
Zinc chloride	ZnCl ₂	0.068138

TABLE 11.28 Titrimetric (Volumetric) Factors (*Continued*)

Sodium thiosulfate

The following factors are the equivalent of 1 mL of *normal sodium thiosulfate*. Where the normality of the solution being used is other than normal, multiply the factors given in the table below by the normality of the solution employed.

Substance	Formula	Grams
Acetone	$(\text{CH}_3)_2\text{CO}$	0.0096801
Ammonium chromate	$(\text{NH}_4)_2\text{CrO}_4$	0.050690
Antimony	Sb	0.06088
Antimony trioxide	Sb_2O_3	0.07287
Bleaching powder	CaOCl_2	0.063493
Bromine	Br	0.079909
Chlorine	Cl	0.035453
Chromic oxide	Cr_2O_3	0.02533
Chromium trioxide	CrO_3	0.033331
Copper	Cu	0.06354
Copper oxide	CuO	0.07954
Copper sulfate	CuSO_4	0.15960
Copper sulfate	$\text{CuSO}_4 \cdot 5\text{H}_2\text{O}$	0.24968
Iodine	I	0.126904
Lead chromate	PbCrO_4	0.10773
Lead dioxide	PbO_2	0.11959
Nitrous acid	HNO_2	0.023507
Potassium chromate	K_2CrO_4	0.064733
Potassium dichromate	$\text{K}_2\text{Cr}_2\text{O}_7$	0.049032
Red lead	Pb_3O_4	0.34278
Sodium chromate	Na_2CrO_4	0.053991
Sodium dichromate	$\text{Na}_2\text{Cr}_2\text{O}_7$	0.043661
Sodium dichromate	$\text{Na}_2\text{Cr}_2\text{O}_7 \cdot 2\text{H}_2\text{O}$	0.049666
Sodium nitrite	NaNO_2	0.034498
Sodium thiosulfate	$\text{Na}_2\text{S}_2\text{O}_3$	0.15811
Sodium thiosulfate	$\text{Na}_2\text{S}_2\text{O}_3 \cdot 5\text{H}_2\text{O}$	0.24818
Sulfur	S	0.016032
Sulfur dioxide	SO_2	0.032031
Tin	Sn	0.059345

11.6.2 Titrimetric (Volumetric) Factors for Acid-Base Titrations

Titrimetric (volumetric) factors for acids and bases are given in Table 11.28. Suitable indicators for acid-base titrations may be found in Tables 8.23 and 8.24.

11.6.3 Standard Volumetric (Titrimetric) Redox Solutions

Alkaline arsenite, 0.1*N* As(III) to As(V). Dissolve 4.9460 g of primary standard grade As_2O_3 in 40 mL of 30% NaOH solution. Dilute with 200 mL of water. Acidify the solution with 6*N* HCl to the acid color of methyl red indicator. Add to this solution 40 g of NaHCO_3 and dilute to 1 L.

Ceric sulfate, 0.1*N* Ce(IV) to Ce(III). Dissolve 63.26 g of cerium(IV) ammonium sulfate dihydrate in 500 mL of 2*N* sulfuric acid. Dilute the solution to 1 L and standardize against the

alkaline arsenite solution as follows: measure, accurately, 30 to 40 mL of arsenite solution into an Erlenmeyer flask and dilute to 150 mL. Add slowly, to prevent excessive frothing, 20 mL of 4*N* sulfuric acid, 2 drops of 0.01*M* osmium tetroxide solution, and 4 drops of 1,10-phenanthroline iron(II) complex indicator. Titrate with the ceric sulfate solution to a faint blue endpoint. Compute the normality of the ceric solution from the normality of the arsenite solution.

Iron(II) ammonium sulfate hexahydrate, 0.1*N* Fe(II) to Fe(III). Dissolve 39.2139 g of $\text{FeSO}_4 \cdot 2(\text{NH}_4)_2\text{SO}_4 \cdot 6\text{H}_2\text{O}$ in 500 mL of 1*N* sulfuric acid and dilute to 1 L. If desired, check against standard dichromate or permanganate solution.

Iodine, 0.1*N* (0 to 1-). Dissolve 12.690 g of resublimed iodine in 25 mL of a solution containing 15 g of KI which is free from iodate. After all the solid has dissolved, dilute to 1 L. If desired, check against a standard arsenite or standard thiosulfate solution.

Potassium bromate, 0.1*N* (5+ to 1-). Weigh out 2.7833 g of KBrO_3 , dissolve in water, and dilute to 1 L.

Potassium dichromate, 0.1*N* Cr(VI) to Cr(III). Weigh out 4.9030 g of $\text{K}_2\text{Cr}_2\text{O}_7$ that has been dried at 120°C, dissolve in water, and dilute to 1 L.

Potassium iodate, 0.1*N* (5+ to 1-). Weigh out exactly 3.5667 g of KIO_3 (free from iodide), dried at 120°C, and dissolve in water containing about 15 g of KI, and dilute to 1 L.

Potassium permanganate, 0.1*N* (7+ to 2+). Dissolve about 3.3 g in a liter of distilled water. Allow this to stand for 2 or 3 days, then siphon it carefully through clean glass tubes or filter it through a Gooch crucible into the glass container in which it is to be kept, discarding the first 25 mL and allowing the last inch of liquid to remain in the bottle. In this way any dust or reducing substance in the water is oxidized, and the MnO_2 formed is removed. Permanganate solutions should never be allowed to come into contact with rubber, filter paper, or any other organic matter, and should be stored away from light. To standardize the KMnO_4 , weigh accurately samples of about 0.3 g of primary standard grade $\text{Na}_2\text{C}_2\text{O}_4$ into Erlenmeyer flasks, add 150 mL of distilled water and 4 mL of concentrated H_2SO_4 , and heat to 70°C and maintain at this temperature throughout the titration with the permanganate solution. The end point is a faint, permanent pink color throughout the solution. Equivalent weight of $\text{Na}_2\text{C}_2\text{O}_4/2$ is 67.000 g.

Sodium thiosulfate, 0.1*N*. Weigh 24.818 g of fresh crystals of $\text{Na}_2\text{S}_2\text{O}_3 \cdot 5\text{H}_2\text{O}$, dissolve in distilled water. Add 0.5 g of Na_2CO_3 and 0.5 mL of chloroform as preservative. Dilute to 1 L.

Equations for the principal methods for the redox determinations of the elements are given in Table 11.29. Volumetric factors in redox titrations for the common titrants are given in Table 11.28.

11.6.4 Indicators for Redox Titrations

A selected list of redox indicators will be found in Table 8.26. A redox indicator should be selected so that its E^0 is approximately equal to the electrode potential at the equivalent point, or so that the color change will occur at an appropriate part of the titration curve. If n is the number of electrons involved in the transition from the reduced to the oxidized form of the indicator, the range in which the color change occurs is approximately given by $E^0 \pm 0.06/n$ volt (V) for a two-color indicator whose forms are equally intensely colored. Since hydrogen ions are involved in the redox equilibria of many indicators, it must be recognized that the color change interval of such an indicator will vary with pH.

In Table 8.26, E^0 represents the redox potential at which the color change of the indicator would normally be perceived in a solution containing approximately 1*M* H^+ . For a one-color indicator this is the potential at which the concentration of the colored form is just large enough to impart a visible color to the solution and depends on the total concentration of indicator added to the solution. If it is the reduced form of the indicator that is colorless, the potential at which the first visible color

appears becomes less positive as the total concentration of indicator increases. For a two-color indicator, the potential at which the middle tint appears is independent of the total indicator concentration, but may differ from the potentiometrically determined formal potential of the indicator in either direction, depending on which of the two forms is more intensely colored. If the reduced form is the more intense color, the middle tint will appear at a potential more positive than the potentiometrically measured formal potential, which is the potential at which the two forms are present at equal concentrations.

In addition to those indicators listed in Table 8.26, there are indicators for bromometric and iodometric titrations:

Specific reagents for titrations with bromine or bromate

Methyl orange or methyl red	Use acid-base indicator solutions. Oxidation causes bleaching of indicator to colorless
Bordeaux acid red 17	Dissolve 2 g dye in 1 L water. The red solution is oxidized to pale yellowish green or colorless.
Naphthol blue black	Dissolve 2 g dye in 1 L water. The blue solution is oxidized to pale red.

Specific reagents for iodometric titrations

Organic solvents such as CCl ₄ , CHCl ₃	Up to 5 mL solvent is usually added per titration. Near the end point the mixture is shaken vigorously after each addition of titrant, and the appearance or disappearance of the I ₂ color in the organic layer is observed.
Starch	Suspend 5 g of soluble starch in 50 mL of saturated NaCl solution, and stir slowly into 500 mL of boiling saturated NaCl solution. Cool and bottle. Free iodine produces a blue-black color.

TABLE 11.29 Equations for the Redox Determinations of the Elements with Equivalent Weights

Al	$\text{Al}(\text{C}_9\text{H}_6\text{NO})_3 + 3 \text{HCl} = \text{AlCl}_3 + 3 \text{C}_9\text{H}_7\text{NO} \text{ (8-hydroxyquinoline)}$ $3 \text{C}_9\text{H}_7\text{NO} + 6 \text{Br}_2 = 3 \text{C}_9\text{H}_3\text{Br}_2\text{NO} + 6 \text{HBr}$ $\text{Al}/12 = 2.2485; \text{Al}_2\text{O}_3/24 = 4.2483$
As ⁰	$\text{As} + 5 \text{Ce(IV)} + 4 \text{H}_2\text{O} = \text{H}_3\text{AsO}_4 + 5 \text{Ce(III)} + 5 \text{H}^+$ $\text{As}/5 = 14.9843$
As(III)	$5 \text{H}_3\text{AsO}_3 + 2 \text{KMnO}_4 + 6 \text{HCl} = 5 \text{H}_3\text{AsO}_4 + 2 \text{MnCl}_2 + 3 \text{H}_2\text{O}$ $\text{H}_3\text{AsO}_3 + 2 \text{Ce}(\text{SO}_4)_2 + \text{H}_2\text{O} = \text{H}_3\text{AsO}_4 + \text{Ce}_2(\text{SO}_4)_3 + \text{H}_2\text{SO}_4$ $\text{As}/2 = 37.4608; \text{As}_2\text{O}_3/4 = 49.460$ $3 \text{H}_3\text{AsO}_3 + \text{KBrO}_3 \text{ (+ HCl)} = 3 \text{H}_3\text{AsO}_4 + \text{KBr}$ $\text{H}_3\text{AsO}_3 + \text{I}_2 + 2 \text{H}_2\text{O} = \text{H}_3\text{AsO}_4 + 2 \text{I}^- + 2 \text{H}^+$ $\text{As}/2 = 37.4608; \text{As}_2\text{O}_3/4 = 49.460$
As(V)	$\text{H}_3\text{AsO}_4 + 2 \text{KI} \text{ (excess)} + 2 \text{HCl} = \text{H}_3\text{AsO}_3 + \text{I}_2 + 2 \text{KCl} + \text{H}_2\text{O}$ $\text{I}_2 + 2 \text{Na}_2\text{S}_2\text{O}_3 = 2 \text{NaI} + \text{Na}_2\text{S}_4\text{O}_6$ $\text{As}/2 = 37.4608; \text{As}_2\text{O}_3/4 = 49.460$

TABLE 11.29 Equations for the Redox Determinations of the Elements with Equivalent Weights (*Continued*)

Ba	$\text{BaCrO}_4 + 6 \text{KI (excess)} + 16 \text{HCl} = 2 \text{BaCl}_2 + 3 \text{I}_2 + 6 \text{KCl} + 2 \text{CrCl}_3 + 8 \text{H}_2\text{O}$ $\text{I}_2 + 2 \text{Na}_2\text{S}_2\text{O}_3 = 2 \text{NaI} + \text{Na}_2\text{S}_4\text{O}_6 \quad \text{Ba/3} = 45.78$ $\text{BaCrO}_4 + 3 \text{Fe}^{2+} \text{ (excess)} + 8 \text{H}^+ = \text{Ba}^{2+} + \text{Cr}^{3+} + 3 \text{Fe}^{3+} + 4 \text{H}_2\text{O}$ Titrate excess Fe^{2+} with permanganate or dichromate; $\text{Ba/3} = 45.78$
Br_2	$\text{Br}_2 + 2 \text{KI (excess)} = 2 \text{KBr} + \text{I}_2$ $\text{I}_2 + 2 \text{Na}_2\text{S}_2\text{O}_3 \rightarrow 2 \text{NaI} + \text{Na}_2\text{S}_4\text{O}_6 \quad \text{Br}_2/2 = 79.904$
Br^-	$\text{Br}^- + 3 \text{HClO} = \text{BrO}_3^- + 3 \text{Cl}^- + 3 \text{H}^+$ $\text{Br/6} = 13.317$
BrO_3^-	$\text{BrO}_3^- + 6 \text{I}^- \text{ (excess)} + 6 \text{H}^+ = \text{Br}^- + 3 \text{I}_2 + 3\text{H}_2\text{O}$ $\text{I}_2 + 2 \text{Na}_2\text{S}_2\text{O}_3 = 2 \text{NaI} + \text{Na}_2\text{S}_4\text{O}_6$ $\text{KBrO}_3/6 = 27.835$
CO	$5 \text{CO} + \text{I}_2\text{O}_5 = 5 \text{CO}_2 + \text{I}_2 \text{ (at } 125^\circ\text{C; adsorbed and measured colorimetrically)}$ $5/2 \text{CO} = 70.02$
$\text{C}_2\text{O}_4^{2-}$	Titrate as for CaC_2O_4
$\text{C}_2\text{O}_6^{2-}$	Acidify and titrate as for H_2O_2 ; $\text{C}_2\text{O}_6^{2-} + 2 \text{H}^+ = \text{H}_2\text{O}_2 + \text{CO}_2$ $\text{K}_2\text{C}_2\text{O}_6/2 = 99.11$
Ca	$5 \text{CaC}_2\text{O}_4 + 2 \text{KMnO}_4 + 8 \text{H}_2\text{SO}_4 = 5 \text{CaSO}_4 + 10 \text{CO}_2 + \text{K}_2\text{SO}_4 + 2 \text{MnSO}_4 + 8 \text{H}_2\text{O}$ $\text{Ca/2} = 20.039; \text{CaO/2} = 28.04$
Cd	$\text{Cd(anthranilate)}_2 + 4 \text{Br}_2 = 2 \text{NH}_2\text{C}_6\text{H}_2\text{Br}_2\text{COOH} + 4 \text{Br}^-$ Titrate with KBrO_3 — KBr until color of indigo changes to yellow. Add KI and back-titrate iodine liberated with thiosulfate. $\text{Cd/8} = 14.05$
Ce	Oxidize Ce(III) to Ce(IV) with $(\text{NH}_4)_2\text{S}_2\text{O}_8$ plus Ag^+ ; destroy excess by boiling. $2 \text{Ce(SO}_4)_2 + 2 \text{FeSO}_4 = \text{Ce}_2(\text{SO}_4)_3 + \text{Fe}_2(\text{SO}_4)_3$ $\text{Ce/1} = 140.12; \text{Ce}_2\text{O}_3/2 = 164.12$
Cl_2	Same as for Br_2 ; $\text{Cl}_2/2 = 35.453$
ClO^-	$\text{ClO}^- + 2 \text{I}^- + 2 \text{H}^+ = \text{Cl}^- + \text{I}_2 + \text{H}_2\text{O}$ Titrate liberated I_2 with thiosulfate; $\text{HClO/2} = 26.230$
ClO_2^-	$\text{ClO}_2^- + 4 \text{I}^- + 4 \text{H}^+ = \text{Cl}^- + 2 \text{I}_2 + 2 \text{H}_2\text{O}$ Titrate liberated I_2 with thiosulfate; $\text{HClO}_2/2 = 26.230$
ClO_3^-	$\text{ClO}_3^- + 6 \text{I}^- + 6 \text{H}_2\text{O} = \text{Cl}^- + 3 \text{I}_2 + 3 \text{H}_2\text{O}$ Titrated liberated I_2 with thiosulfate; $\text{HClO}_3/4 = 17.115$ $\text{ClO}_3^- + 3 \text{H}_3\text{AsO}_3 \text{ (excess; boil with strong HCl)} = \text{Cl}^- + 3 \text{H}_3\text{AsO}_4$ Titrate excess H_3AsO_3 with bromate; $\text{HClO}_3/6 = 14.077$
Co	$\text{Co(NH}_3)_6^{2+} + \text{Fe(CN)}_6^{3-} \text{ [Citrate-NH}_3 \text{ buffer]} = \text{Co(NH}_3)_6^{3+} + \text{Fe(CN)}_6^{4-}$ $\text{Co/1} = 58.9332$ Precipitate Co anthranilate and treat as for cadmium; $\text{Co/8} = 7.3667$
Cr	$\text{Cr}_2\text{O}_7^{2-} + 6 \text{Fe}^{2+} + 14 \text{H}^+ = 2 \text{Cr}^{3+} + 6 \text{Fe}^{3+} + 7 \text{H}_2\text{O}$ $\text{Cr/3} = 17.332; \text{Cr}_2\text{O}_3/6 = 25.337$
Cu	$2 \text{Cu}^{2+} + 2 \text{I}^- + 2\text{SCN}^- = 2\text{CuSCN} + \text{I}_2$ Titrate the liberated iodine with thiosulfate; $\text{Cu/1} = 63.546$ $4 \text{CuSCN} + 7 \text{IO}_3^- + 14 \text{H}^+ + 7 \text{Cl}^- = 4 \text{Cu}^{2+} + 4 \text{SO}_4^{2-} + 7 \text{ICl} + 4 \text{HCN} + 5 \text{H}_2\text{O}$ Precipitate and wash CuSCN . Titrate with standard KIO_3 solution with 5 mL CHCl_3 until a definite I_2 color appears in the organic layer. Back-titrate the excess I_2 with standard thiosulfate solution. $\text{Cu/7} = 9.078$; $\text{KIO}_3/4 = 53.505$
Fe(II)	$5 \text{Fe}^{2+} + \text{MnO}_4^- + 8 \text{H}^+ = 5 \text{Fe}^{3+} + \text{Mn}^{2+} + 4 \text{H}_2\text{O}$ $\text{Fe}^{2+} + \text{Ce(IV)} = \text{Fe}^{3+} + \text{Ce(III)}$; use 1,10-phenanthroline iron(II) indicator. $6 \text{Fe}^{2+} + \text{Cr}_2\text{O}_7^{2-} + 14 \text{H}^+ = 6 \text{Fe}^{3+} + 2 \text{Cr}^{3+} + 7 \text{H}_2\text{O}$; use diphenylamine sulfonate indicator. $\text{Fe/1} = 55.847; \text{Fe}_2\text{O}_3/2 = 79.845$

TABLE 11.29 Equations for the Redox Determinations of the Elements with Equivalent Weights (*Continued*)

Fe(III)	$\text{Fe}^{3+} + 4 \text{SCN}^- = \text{Fe}(\text{SCN})_4^-; \text{Fe}(\text{SCN})_4^- + \text{Ti(III)} = \text{Fe}^{2+} + \text{Ti(IV)} + 4 \text{SCN}^-$ $\text{Fe}/1 = 55.847; \text{Fe}_2\text{O}_3/2 = 79.845$ <p>2 $\text{Fe}^{3+} + \text{Zn} = 2 \text{Fe}^{2+} + \text{Zn}^{2+}$; then proceed by a method under Fe(II). $\text{Fe}^{3+} + \text{Ag} + \text{Cl}^- = \text{Fe}^{2+} + \text{AgCl}$; then proceed by a method under Fe(II). $2 \text{Fe}^{3+} + \text{SnCl}_2(\text{slight excess}) + 4 \text{Cl}^- = 2 \text{Fe}^{2+} + \text{SnCl}_6^{2-}$ $2 \text{HgCl}_2 + \text{SnCl}_2 + 2 \text{Cl}^- = \text{Hg}_2\text{Cl}_2 + \text{SnCl}_6^{2-}$ Pour above mixture into an H_3PO_4 plus MnSO_4 solution and titrate with KMnO_4 as under Fe(II). $\text{Fe}/1 = 55.847; \text{Fe}_2\text{O}_3/2 = 79.845$ $2 \text{Fe}^{3+} + 2 \text{I}^- = \text{Fe}^{2+} + \text{I}_2$ Titrate liberated iodine with thiosulfate; $\text{Fe}/1 = 55.847; \text{Fe}_2\text{O}_3/2 = 79.845$</p>
I_2	$\text{I}_2 + 2 \text{S}_2\text{O}_3^{2-} = 2 \text{I}^- + \text{S}_4\text{O}_6^{2-}$ [titrate solution (pH \approx 7.0) with thiosulfate until color is pale yellow. Add KI and starch and continue titration to disappearance of blue color. $\text{I}_2/2 = 126.9045$ $\text{I}_2 + \text{H}_3\text{AsO}_3 + \text{H}_2\text{O} = 2 \text{I}^- + \text{H}_3\text{AsO}_4 + 2 \text{H}^+$; use starch and KI as indicator. $\text{I}_2/2 = 126.9045$
I^-	$2 \text{I}^- + \text{Br}_2(\text{excess}) = \text{I}_2 + 2\text{Br}^-$ Remove excess Br_2 formic acid and titrate I_2 with thiosulfate. $\text{I}_2/2 = 126.9045$
IO_3^-	$\text{IO}_3^- + 5 \text{I}^-(\text{excess}) + 6 \text{H}^+ = 3 \text{I}_2 + 3 \text{H}_2\text{O}$; titrate I_2 with thiosulfate. $\text{KIO}_3/6 = 35.67$
IO_4^-	$\text{IO}_4^- + 7 \text{I}^-(\text{excess}) + 8 \text{H}^+ = 4 \text{I}_2 + 4 \text{H}_2\text{O}$; use a neutral buffered solution. Titrate I_2 with thiosulfate. $\text{KIO}_4/2 = 115.00$
K	$\text{K}_2\text{Na}[\text{Co}(\text{NO}_2)_6]$; dissolve in H_2SO_4 and titrate with either KMnO_4 or Ce(IV) . ca. $\text{K}/5.5$ but use an empirical factor.
Mg	$\text{Mg}(\text{oxine})_2$; dissolve precipitate and use procedure for $\text{Al}(8\text{-hydroxyquinoline})_3$. $\text{Mg}/8 = 3.0381$
Mn(II)	$2 \text{Mn}^{2+} + 5 \text{BiO}_3^- + 14 \text{H}^+ = 2 \text{MnO}_4^- + 5 \text{Bi}^{3+} + 7 \text{H}_2\text{O}$ $2 \text{MnO}_4^- + 5 \text{AsO}_3^{3-} + 6 \text{H}^+ = 2 \text{Mn}^{2+} + 5 \text{AsO}_4^{3-} + 3 \text{H}_2\text{O}$; $\text{Mn}/5 = 10.9876$ $2 \text{Mn}^{2+} + 5 \text{S}_2\text{O}_8^{2-} + 8 \text{H}_2\text{O} (\text{Ag}^+ \text{catalyst}) = 2 \text{MnO}_4^- + 10 \text{SO}_4^{2-} + 16 \text{H}^+$ Titrate the permanganate formed with iron(II) as under iron(II); $\text{Mn}/5 = 10.9876$ $2 \text{Mn}^{2+} + 5 \text{IO}_4^- + 3 \text{H}_2\text{O} = 2 \text{MnO}_4^- + 5 \text{IO}_3^- + 6 \text{H}^+$ Slowly precipitate excess KIO_4 with $\text{Hg}(\text{NO}_3)_2$. Filter, add excess Fe^{2+} and titrate excess with standard KMnO_4 solution; $\text{Mn}/5 = 10.9876$ $\text{MnO}_4^- + 4 \text{Mn}^{2+} + 15 \text{H}_2\text{P}_2\text{O}_7^- [\text{pH range 4 to 7}] = 5 \text{Mn}(\text{H}_2\text{P}_2\text{O}_7)_3^{3-} + 4 \text{H}_2\text{O}$ Use Pt—SCE indicator system; $\text{Mn}/1 = 54.9380$
Mn(IV)	$\text{MnO}_2 + 2 \text{Fe}^{2+}(\text{excess standard}) + 4 \text{H}^+ = \text{Mn}^{2+} + 2 \text{Fe}^{3+} + 2 \text{H}_2\text{O}$ (use CO_2 atmosphere) $\text{MnO}_2 + \text{H}_2\text{C}_2\text{O}_4(\text{excess standard}) + 2 \text{H}^+ = \text{Mn}^{2+} + 2 \text{CO}_2 + 2 \text{H}_2\text{O}$ (use CO_2 atmosphere) In either of the above, titrate excess with KMnO_4 . $\text{Mn}/2 = 27.469$; $\text{MnO}_2/2 = 43.47$
Mn(VI)	$\text{MnO}_4^{2-} + 2\text{H}_2\text{C}_2\text{O}_4 + 4 \text{H}^+ = \text{Mn}^{2+} + 4 \text{CO}_2 + 4 \text{H}_2\text{O}$ Add excess oxalate and back-titrate with permanganate. $\text{Mn}/4 = 13.7345$
Mn(VII)	$2 \text{MnO}_4^- + 5\text{H}_2\text{C}_2\text{O}_4 + 6 \text{H}^+ = 2 \text{Mn}^{2+} + 10 \text{CO}_2 + 3 \text{H}_2\text{O}$; $\text{Mn}/5 = 10.9876$
Mo	$\text{Mo(VI)} + \text{Zn} = \text{Mo(III)} + \text{Zn}^{2+}$; catch eluate in excess $\text{Fe}_2(\text{SO}_4)_3$ solution $\text{Mo(III)} + 3 \text{Fe}^{3+} + 4 \text{H}_2\text{O} = \text{MoO}_4^{2-} + 3 \text{Fe}^{2+} + 8 \text{H}^+$; titrate Fe(II) with KMnO_4 $\text{Mo}/3 = 31.98$ $\text{Mo(VI)} + \text{Ag} + \text{Cl}^- = \text{Mo(V)} + \text{AgCl}$; pass through Ag reductor at 60–80°C. $\text{Mo(V)} + \text{Ce(IV)} = \text{Mo(VI)} + \text{Ce(III)}$; $\text{Mo}/1 = 95.94$
N_2H_4	$3 \text{N}_2\text{H}_4 + 2 \text{BrO}_3^-(\text{excess}) = 3 \text{N}_2 + 2 \text{Br}^- + 6 \text{H}_2\text{O}$; add excess KI and titrate I_2 with thiosulfate. $\text{N}_2\text{H}_4/4 = 8.01$
NH_2OH	$\text{NH}_2\text{OH} + \text{BrO}_3^- = \text{NO}_3^- + \text{Br}^- + \text{H}^+ + \text{H}_2\text{O}$; proceed as above for N_2H_4 . $\text{NH}_2\text{OH}/6 = 5.505$

TABLE 11.29 Equations for the Redox Determinations of the Elements with Equivalent Weights (*Continued*)

HN ₃	2 HN ₃ + 2 Ce(IV)(excess) = 3 N ₂ + 2 Ce(III) + 2 H ⁺ ; done under inert atmosphere. Add excess KI and titrate with thiosulfate. HN ₃ /1 = 43.03
NO ₂ ⁻	5 NO ₂ ⁻ + 2 MnO ₄ ⁻ (excess) + 6 H ⁺ = 5 NO ₃ ⁻ + 2 Mn ²⁺ + 3 H ₂ O; determine excess KMnO ₄ standard Na ₂ C ₂ O ₄ solution. NaNO ₂ /1 = 69.00 NO ₂ ⁻ + 2 Ce(IV)(excess) + H ₂ O = NO ₃ ⁻ + 2 Ce(III) + 2 H ⁺ ; warmed to 50°C. Add excess standard Fe(II) solution and back-titrate with standard Ce(IV) using erioglaucine indicator. NaNO ₂ /1 = 69.00
NO ₃ ⁻	NO ₃ ⁻ + excess Fe ²⁺ (Mo catalyst) + 4 H ⁺ = NO + Fe ³⁺ . Add H ₃ PO ₄ and back-titrate excess Fe(II) with K ₂ Cr ₂ O ₇ . NaNO ₃ /3 = 28.34
Nb(V)	Nb(V) + Zn = Nb(III) + Zn ²⁺ ; catch reduced solution under excess Fe(III). Nb(III) + 2 Fe ³⁺ = Nb(V) + 2 Fe ²⁺ ; titrate Fe(II) with MnO ₄ solution using 1,10-phenanthroline as indicator. Nb/2 = 46.453; Nb ₂ O ₅ = 66.455
Ni	Precipitate Ni(anthranilate) ₂ and proceed as under Cd. Ni/8 = 7.336
O ₂	O ₂ + 2 Mn ²⁺ + 2 OH ⁻ = 2 MnO ₂ + 2 H ⁺ ; stoppered flask plus KI MnO ₂ + 2 I ⁻ + 4 H ⁺ = Mn ²⁺ + I ₂ 2H ₂ O; titrate I ₂ released with thiosulfate. O ₂ /4 = 7.007
O ₃	O ₃ + 2 I ⁻ + H ₂ O = O ₂ + I ₂ + 2 OH ⁻ ; acidify and titrate with thiosulfate. O ₃ /2 = 24.00
H ₂ O ₂	5 H ₂ O ₂ + 2 MnO ₄ ⁻ + 6 H ⁺ = 5 O ₂ + 2 Mn ²⁺ + 8 H ₂ O; H ₂ O ₂ /2 = 17.01 H ₂ O ₂ + 2 Ce(IV) + 2 H ⁺ = 2 Ce(III) + 2 H ₂ O; use 1,10-phenanthroline indicator H ₂ O ₂ /1 = 34.02 H ₂ O ₂ + 2 I ⁻ + 2 H ⁺ = I ₂ + 2 H ₂ O; titrate I ₂ with thiosulfate. H ₂ O ₂ /2 = 17.01 H ₂ O ₂ + 2 Ti(III) + 2 H ⁺ = 2 Ti(IV) + 2 H ₂ O; end point is disappearance of the yellow color of peroxotitanic acid. H ₂ O ₂ /2 = 17.01
P	The yellow precipitate of (NH ₄) ₃ [P(Mo ₃ O ₁₀) ₄] is dissolved in NH ₄ OH, then solution is strongly acidified with H ₂ SO ₄ . See molybdenum; 12 moles Mo per P. P/36 = 0.86038
HPH ₂ O ₂	HPH ₂ O ₂ + 2 I ₂ (excess) + 2 H ₂ O = H ₃ PO ₄ + 4 I ⁻ + 4 H ⁺ (let stand 10 h) Make solution alkaline with NaHCO ₃ and titrate excess I ₂ with standard arsenite solution. HPH ₂ O ₂ /4 = 16.499
H ₃ PO ₃	H ₃ PO ₃ + I ₂ (excess) + H ₂ O = H ₃ PO ₄ + 2 I ⁻ + 2 H ⁺ (use CO ₂ /NaHCO ₃ buffer; let stand 40–60 min in stoppered flask). Titrate excess I ₂ with standard arsenite solution. H ₃ PO ₃ /2 = 41.00
Pb	Isolate Pb as PbSO ₄ , dissolve it in NaOAc and precipitate with K ₂ Cr ₂ O ₇ . Dissolve K ₂ CrO ₄ in NaCl—HCl solution, add KI, and titrate I ₂ with thiosulfate solution. 2 PbCrO ₄ + 6 I ⁻ + 16 H ⁺ = 2 Pb ²⁺ + 2 Cr ³⁺ + 3 I ₂ + 8 H ₂ O Pb/3 = 69.1; PbO/3 = 74.4
S ²⁻	H ₂ S + I ₂ (excess) = S + 2 I ⁻ + 2 H ⁺ Back-titrate excess I ₂ with standard thiosulfate solution. S/2 = 16.03; H ₂ S/2 = 17.04 H ₂ S + 4 Br ₂ + 4 H ₂ O = SO ₄ ²⁻ + 8 Br ⁻ + 10 H ⁺ Use excess KBr and standard KBrO ₃ solution. Let stand until clear, add excess KI, and titrate with standard thiosulfate solution. H ₂ S/8 = 4.260; SO ₂ /2 = 32.03; SCN/6 = 9.681
SO ₂ , SO ₃ ²⁻	SO ₂ + I ₂ + 2 H ₂ O = SO ₄ ²⁻ + 2 I ⁻ + 4 H ⁺ (Titrate excess I ₂ with standard thiosulfate) SO ₂ /2 = 32.03 SO ₂ + 4 Br ₂ + 2 H ₂ O = SO ₄ ²⁻ + 2 Br ⁻ + 4 H ⁺ (Titrate with standard KBrO ₃ —KBr solution until methyl orange is bleached.) SO ₂ /2 = 32.03
S ₂ O ₃ ²⁻	2 S ₂ O ₃ ²⁻ + I ₂ = S ₄ O ₆ ²⁻ + 2 I ⁻ (Use starch indicator) Na ₂ S ₂ O ₃ /1 = 158.11
H ₂ SO ₅	SO ₃ ²⁻ + H ₃ AsO ₃ = SO ₄ ²⁻ + H ₃ AsO ₄ H ₂ SO ₅ /2 = 57.04
S ₂ O ₈ ²⁻	S ₂ O ₈ ²⁻ + H ₃ AsO ₃ + H ₂ O = 2 SO ₄ ²⁻ + H ₃ AsO ₄ + 2 H ⁺ H ₂ S ₂ O ₈ /2 = 97.07 S ₂ O ₈ ²⁻ + 2 Fe ²⁺ = 2 SO ₄ ²⁻ + 2 Fe ³⁺ H ₂ S ₂ O ₈ /2 = 97.07

TABLE 11.29 Equations for the Redox Determinations of the Elements with Equivalent Weights (*Continued*)

Sb	$5 \text{ Sb(III)} + 2 \text{ MnO}_4^- + 16 \text{ H}^+ = 5 \text{ Sb(V)} + 2 \text{ Mn}^{2+} + 8 \text{ H}_2\text{O}$	
	$3 \text{ Sb(III)} + \text{ BrO}_3^- + 6 \text{ H}^+ = 3 \text{ Sb(V)} + \text{ Br}^- + 3 \text{ H}_2\text{O}$	
	$\text{Sb(III)} + \text{ I}_2$ [tartrate buffer, pH >7] = $\text{Sb(V)} + 2 \text{ I}^-$	
	$\text{Sb(III)} + 2 \text{ Ce(IV)} = \text{Sb(V)} + 2 \text{ Ce(III)}$	
	For all four methods: $\text{Sb}/2 = 60.88$; $\text{Sb}_2\text{O}_3/4 = 72.88$	
SeO_3^{2-}	$5 \text{ H}_2\text{SeO}_3 + 2 \text{ MnO}_4^- + 6 \text{ H}^+ = 5 \text{ H}_2\text{SeO}_4 + 2 \text{ Mn}^{2+} + 3 \text{ H}_2\text{O}$	$\text{Na}_2\text{SeO}_3/2 = 86.47$
	$\text{H}_2\text{SeO}_3 + 4 \text{ I}^- + 4 \text{ H}^+ = \text{Se} + 2 \text{ I}_2 + 3 \text{ H}_2\text{O}$ (titrate I_2 with standard thiosulfate solution)	
	$\text{Na}_2\text{SeO}_3/2 = 86.47$	
SeO_4^{2-}	$\text{H}_2\text{SeO}_3 + 4 \text{ S}_2\text{O}_3^{2-} + 4 \text{ H}^+ = \text{SeS}_4\text{O}_6^{2-} + \text{S}_4\text{O}_6^{2-} + 3 \text{ H}_2\text{O}$ (add small excess of thiosulfate and back-titrate with standard iodine solution)	$\text{Na}_2\text{SeO}_3/4 = 47.23$
	$\text{SeO}_4^{2-} + 2 \text{ H}^+ + 2 \text{ Cl}^- = \text{SeO}_3^{2-} + \text{Cl}_2 + \text{H}_2\text{O}$ (absorb Cl_2 in KI solution)	
Sn(IV)	$\text{Cl}_2 + 2 \text{ I}^- = 2 \text{ Cl}^- + \text{I}_2$ (titrate I_2 with standard thiosulfate)	$\text{Na}_2\text{SeO}_4/2 = 94.47$
	$\text{SnCl}_6^{2-} + \text{Pb} = \text{Sn}^{2+} + \text{Pb}^{2+} + 6 \text{ Cl}^-$ (in CO_2 atmosphere boil 40 min)	
Sn(II)	$\text{Sn}^{2+} + \text{I}_2 + 6 \text{ Cl}^- = \text{SnCl}_6^{2-} + 2 \text{ I}^-$ (at 0–3°C)	$\text{Sn}/2 = 59.35$; $\text{SnO}_2/2 = 67.35$
	$\text{Sn(II)} + 2 \text{ Ce(IV)} = \text{Sn(IV)} + 2 \text{ Ce(III)}$	$\text{Sn}/2 = 59.35$
Te(IV)	$3 \text{ H}_2\text{TeO}_3 + \text{Cr}_2\text{O}_7^{2-} + 8 \text{ H}^+ = 3 \text{ H}_2\text{TeO}_4 + 2 \text{ Cr}^{3+} + 4 \text{ H}_2\text{O}$	$\text{Te}/2 = 63.80$
Te(VI)	$\text{H}_2\text{TeO}_4 + 2 \text{ Cl}^- + 2 \text{ H}^+ = \text{H}_2\text{TeO}_3 + \text{Cl}_2 + \text{H}_2\text{O}$ (see SeO_4^{2-})	$\text{Te}/2 = 63.80$
Ti	$2 \text{ Ti(IV)} + \text{Zn(reductor)} = 2\text{Ti(III)} + \text{Zn(II)}$	
	$\text{Ti(III)} + \text{Fe}^{3+} = \text{Ti(IV)} + \text{Fe}^{2+}$ (in CO_2 atmosphere; use KSCN as indicator)	$\text{Ti}/1 = 47.88$
	or $\text{Ti(III)} + \text{Methylene blue} = \text{Ti(IV)} + \text{colorless leuco base}$ (in CO_2 atmosphere)	$\text{Ti}/1 = 47.88$
Tl	$2 \text{ Tl}^+ + \text{MnO}_4^- + 8 \text{ H}^+ = 2 \text{ Tl}^{3+} + \text{Mn}^{2+} + 4 \text{ H}_2\text{O}$	$\text{Tl}/2 = 102.19$
	$\text{Tl}^+ + 2 \text{ Ce}^{3+} = \text{Tl}^{3+} + 2 \text{ Ce}^{3+}$ (to a yellow color or use 1,10-phenanthroline)	$\text{Tl}/2 = 102.19$
U	$\text{U(VI)} + \text{Zn} = \text{U(III)} + \text{U(IV)} + \text{Zn(II)}$ [pass air through solution to oxidize U(III) to U(IV)]	
	$5 \text{ U}^{4+} + 2 \text{ MnO}_4^- + 2 \text{ H}_2\text{O} = 5 \text{ UO}_2^{2+} + 2 \text{ Mn}^{2+} + 4 \text{ H}^+$	$\text{U}/2 = 119.01$; $\text{U}_3\text{O}_8/6 = 140.35$
V	Oxidize V(IV) to V(V) with permanganate. Destroy excess with sodium azide and boiling.	
	$\text{VO}_2^+ + \text{Fe}^{2+} + 2 \text{ H}^+ = \text{VO}^{2+} + \text{Fe}^{3+} + \text{H}_2\text{O}$ (diphenylaminesulfonic acid indicator)	
	$\text{V}/1 = 50.94$	
V	Reduce V(V) with SO_2 and bubble CO_2 through boiling solution to remove excess SO_2 .	
	$5 \text{ VO}^{2+} + \text{MnO}_4^- + \text{H}_2\text{O} = 5 \text{ VO}_2^+ + \text{Mn}^{2+} + 2 \text{ H}^+$	$\text{V}/1 = 50.94$
	Reduce V(V) to V(II) with Zn; catch eluate in excess Fe^{3+} .	
Zn	$\text{V}^{2+} + 2 \text{ Fe}^{3+} + \text{H}_2\text{O} = \text{VO}^{2+} + 2 \text{ Fe}^{2+} + 2 \text{ H}^+$	
	Titrate $\text{VO}^{2+} - \text{Fe}^{2+}$ mixture with permanganate to $\text{VO}_2^+ - \text{Fe}^{3+}$	$\text{V}/3 = 16.98$; $\text{V}_2\text{O}_5/6 = 30.32$
Zn	Dissolve precipitate of $\text{Zn}[\text{Hg}(\text{SCN})_4]$ in 4M HCl in stoppered flask, add CHCl_3 .	
	$2 \text{ SCN}^- + 3 \text{ IO}_3^- + 2 \text{ H}^+ + \text{CN}^- = 2 \text{ SO}_4^{2-} + 3 \text{ ICN} + \text{H}_2\text{O}$	$\text{Zn}/24 = 2.725$
	$2 \text{ Fe}(\text{CN})_6^{3-} + 2 \text{ I}^- + 3 \text{ Zn}^{2+} + 2 \text{ K}^+ = \text{K}_2\text{Zn}_3[\text{Fe}(\text{CN})_6]_2 + \text{I}_2$	
	Remove I_2 as formed by standard thiosulfate solution.	
	$3\text{Zn}/2 = 98.07$ but empirical value of 99.07 is recommended.	
	Precipitate $\text{Zn}(\text{anthranilate})_2$; proceed as with Cd.	$\text{Zn}/8 = 8.174$

Note: Additional procedural information plus interferences and general remarks will be found in J. A. Dean, ed., *Analytical Chemistry Handbook*, McGraw-Hill, New York, 1995.

11.6.5 Precipitation Titrations

Many precipitation reactions that are useful as separation techniques for gravimetric analysis fail to meet one or both of two requirements for titrimetry:

1. The reaction rate must be sufficiently rapid, particularly in the titration of dilute solutions and in the immediate vicinity of the end point. To increase the precipitation rate, it is sometimes beneficial to change solvents or to raise the temperature. By adding an excess of reagent and back-titrating, it may be possible to take advantage of a more rapid precipitation in the reverse direction. By choosing an end-point detection method that does not require equilibrium to be reached in the immediate vicinity of the end point, advantage may be taken of a faster reaction rate at points removed from the end point. Examples are: amperometric titrations, conductometric titrations, and photometric titrations.
2. The stoichiometry must be exact. Coprecipitation by solid-solution formation, foreign ion entrapment, and adsorption are possible sources of error.

Table 11.30 lists standard solutions for precipitation titrations and Table 11.31 lists specific reagents as indicators, adsorption indicators, and protective colloids for precipitation titrations.

11.6.6 Complexometric Titrations

A complexometric titration is based on the essentially stoichiometric reaction of a complexing agent (*chelon*) with another species to form a complex species (*chelonate*) that is only slightly dissociated and is soluble in the titration medium. In such a titration, either the chelon or the chelonate may serve as the limiting reagent (that is, as the titrant). The end point is detected by measuring or observing some property that reflects the change, in the vicinity of the equivalence point, in the concentration of the chelon or the chelonate. Examples of the application of metal-ion indicators are listed in Table 11.32. For a metal indicator to be useful, a proper sequence of effective stabilities must be met. On the one hand, the metal-indicator complex must be sufficiently stable to maintain itself in extremely dilute solution; otherwise the end-point color change will be spread over a broad interval of the titration, owing to the extended dissociation. On the other hand, the metal-indicator complex must be less stable than the metal chelonate; otherwise a sluggish end point, a late end point, or no end point at all will be obtained. Furthermore, the metal-indicator complex must react rapidly with the chelon. Only a limited number of the numerous chromogenic agents for metals allow this sequence and have useful indicator properties in chelometric titrations.

Among the complexing agents that find use as titrating agents, ethylenediamine-*N,N,N',N'*-tetraacetic acid (acronym EDTA, and equation abbreviation, H_4Y) is by far the more important, and it is used in the vast majority of complexometric titrations. The successive acid pK_a values of H_4Y are $pK_1 = 2.0$, $pK_2 = 2.67$, $pK_3 = 6.16$, $pK_4 = 10.26$ at 20°C and an ionic strength of 0.1. The fraction α_4 present as the tetravalent anion is of particular importance in equilibrium calculations. Its magnitude at various pH values is given in Table 11.33.

The formation constants of EDTA complexes are gathered in Table 11.34. Based on their stability, the EDTA complexes of the most common metal ions may be roughly divided into three groups:

$\log K > 20$

Tri- and tetravalent cations including Bi, Fe(III), Ga, Hg(II), In, Sc, Th, U(IV), V(III), and Zr

$\log K = 15$ to 18

Divalent transition metals, rare earths, and Al

$\log K = 8$ to 11

Alkaline earths and Mg

The more stable the metal complex, the lower the pH at which it can be quantitatively formed. Elements in the first group may be titrated with EDTA at pH 1 to 3 without interference from cations of the last two groups, while cations of the second group may be titrated at pH 4 to 5 without interference from the alkaline earths.

In practice, an auxiliary complexing (masking) agent is usually added during EDTA titrations to prevent the precipitation of heavy metals as hydroxides or basic salts. The concentration of auxiliary complexing agents is generally high compared with the metal-ion concentration, and the solution is sufficiently well buffered so that the hydrogen ions produced during complexing of a metal ion by H_4Y do not cause an appreciable change in pH. Many EDTA titrations are carried out in ammonia–ammonium chloride buffers, which serve also to provide ammonia as an auxiliary complexing agent. The cumulative formation constants of ammine complexes are listed in Table 11.35.

11.6.6.1 Types of Chelometric Titrations. Chelometric titrations may be classified according to their manner of performance: direct titrations, back titrations, substitution titrations, redox titrations, or indirect methods.

11.6.6.1.1 Direct Titrations. The most convenient and simplest manner is the measured addition of a standard chelon solution to the sample solution (brought to the proper conditions of pH, buffer, etc.) until the metal ion is stoichiometrically chelated. Auxiliary complexing agents such as citrate, tartrate, or triethanolamine are added, if necessary, to prevent the precipitation of metal hydroxides or basic salts at the optimum pH for titration. For example, tartrate is added in the direct titration of lead. If a pH range of 9 to 10 is suitable, a buffer of ammonia and ammonium chloride is often added in relatively concentrated form, both to adjust the pH and to supply ammonia as an auxiliary complexing agent for those metal ions which form ammine complexes. A few metals, notably iron(III), bismuth, and thorium, are titrated in acid solution.

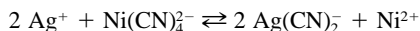
Direct titrations are commonly carried out using disodium dihydrogen ethylenediaminetetraacetate, Na_2H_2Y , which is available in pure form. The reaction of the chelon with the indicator must be rapid for a practical, direct titration. Where it is slow, heating of the titration medium is often expedient, or another indicator is employed.

11.6.6.1.2 Back Titrations. In the performance of a back titration, a known, but excess quantity of EDTA or other chelon is added, the pH is now properly adjusted, and the excess of the chelon is titrated with a suitable standard metal salt solution. Back titration procedures are especially useful when the metal ion to be determined cannot be kept in solution under the titration conditions or where the reaction of the metal ion with the chelon occurs too slowly to permit a direct titration, as in the titration of chromium(III) with EDTA. Back titration procedures sometimes permit a metal ion to be determined by the use of a metal indicator that is blocked by that ion in a direct titration. For example, nickel, cobalt, or aluminum form such stable complexes with Eriochrome Black T that the direct titration would fail. However, if an excess of EDTA is added before the indicator, no blocking occurs in the back titration with a magnesium or zinc salt solution. These metal ion titrants are chosen because they form EDTA complexes of relatively low stability, thereby avoiding the possible titration of EDTA bound by the sample metal ion.

In a back titration, a slight excess of the metal salt solution must sometimes be added to yield the color of the metal-indicator complex. Where metal ions are easily hydrolyzed, the complexing agent is best added at a suitable, low pH and only when the metal is fully complexed is the pH adjusted upward to the value required for the back titration. In back titrations, solutions of the following metal ions are commonly employed: Cu(II), Mg, Mn(II), Pb(II), Th(IV), and Zn. These solutions are usually prepared in the approximate strength desired from their nitrate salts (or the solution of the metal or its oxide or carbonate in nitric acid), and a minimum amount of acid is added to repress hydrolysis of the metal ion. The solutions are then standardized against an EDTA solution (or other chelon solution) of known strength.

11.6.6.1.3 Substitution Titrations. Upon the introduction of a substantial or equivalent amount of the chelone of a metal that is less stable than that of the metal being determined, a substitution occurs, and the metal ion displaced can be titrated by the chelon in the same solution. This is a direct titration with regard to its performance, but in terms of the mechanism it can be considered as a substitution titration (or replacement titration).

In principle any ion can be used if it forms a weaker EDTA complex than the metal ion being determined. Still weaker metal-EDTA complexes would not interfere. Exchange reactions are also possible with other metal complexes to permit application of the chelometric titration to non-titrable cations and anions. The exchange reagent can be added and the titration performed in the sample solution without prior removal of the excess reagent. A most important example is the exchange of silver ion with an excess of the tetracyanonickelate ion according to the equation:



The nickel ion freed may then be determined by an EDTA titration. Note that two moles of silver are equivalent to one mole of nickel and thus to one mole of EDTA.

11.6.6.1.4 Redox Titrations. Redox titrations can be carried out in the presence of excess EDTA. Here EDTA acts to change the oxidation potential by forming a more stable complex with one oxidation state than with the other. Generally the oxidized form of the metal forms a more stable complex than the reduced form, and the couple becomes a stronger reducing agent in the presence of excess EDTA. For example, the Co(III)–Co(II) couple is shifted about 1.2 volts, so that Co(II) can be titrated with Ce(IV). Alternatively, Co(III) can be titrated to Co(II), with Cr(II) as a reducing agent.

Manganese(II) can be titrated directly to Mn(III) using hexacyanoferrate(III) as the oxidant. Alternatively, Mn(III), prepared by oxidation of the Mn(II)–EDTA complex with lead dioxide, can be determined by titration with standard iron(II) sulfate.

11.6.6.1.5 Indirect Procedures. Numerous inorganic anions that do not form complexes with a complexing agent are accessible to a chelometric titration by indirect procedures. Frequently the anion can be precipitated as a compound containing a stoichiometric amount of a titrable cation. Another indirect approach employing replacement mechanism is the reduction of a species with the liquid amalgam of a metal that can be determined by a chelometric titration after removal of excess amalgam. For example:



The equivalent amount of cadmium ion exchanged for the silver ion can readily be determined by EDTA titration procedures.

11.6.6.2 Preparation of Standard Solutions

11.6.6.2.1 Standard EDTA Solutions. Disodium dihydrogen ethylenediaminetetraacetate dihydrate is available commercially of analytical reagent purity. After drying at 80°C for at least 24 hr, its composition agrees exactly with the dihydrate formula (molecular weight 372.25). It may be weighed directly. If an additional check on the concentration is required, it may be standardized by titration with nearly neutralized zinc chloride or zinc sulfate solution.

11.6.6.2.2 Standard Magnesium Solution. Dissolve 24.647 g of magnesium sulfate heptahydrate in water and dilute to 1 L for 0.1M solution.

11.6.6.2.3 Standard Manganese(II) Solution. Dissolve exactly 16.901 g ACS reagent grade manganese(II) sulfate hydrate in water and dilute to 1 L.

11.6.6.2.4 Standard Zinc Solution. Dissolve exactly 13.629 g of zinc chloride, ACS reagent grade, or 28.754 g of zinc sulfate heptahydrate, and dilute to 1 L for 0.1000M solution.

11.6.6.2.5 Buffer Solution, pH 10. Add 142 mL of concentrated ammonia solution (sp. grav. 0.88–0.90) to 17.5 g of analytical reagent ammonium chloride, and dilute to 250 mL.

11.6.6.2.6 Water. Distilled water must be (a) redistilled in an all-Pyrex glass apparatus or (b) purified by passage through a column of cation exchange resin in the sodium form. For storage, polyethylene bottles are most satisfactory, particularly for very dilute (0.001*M*) EDTA solutions.

11.6.6.2.7 Murexide Indicator. Suspend 0.5 g of powdered murexide in water, shake thoroughly, and allow the undissolved solid to settle. Use 5–6 drops of the supernatant liquid for each titration. Decant the old supernatant liquid daily and treat the residue with water to provide a fresh solution of the indicator.

Alternatively, grind 0.1 g of murexide with 10 g of ACS reagent grade sodium chloride; use about 50 mg of the mixture for each titration.

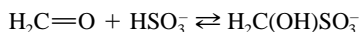
11.6.6.2.8 Pyrocatechol Violet Indicator Solution. Dissolve 0.1 g of the solid dyestuff in 100 mL of water.

11.6.7 Masking Agents

Masking (and demasking) techniques are widely used in analytical chemistry because they frequently provide convenient and elegant methods by which to avoid the effects of unwanted components of a system without having to resort to physical separation. The best molecules or ligands to use as masking agents are those that are chemically stable and nontoxic and react rapidly to form strong, colorless complexes with the ions to be masked, but form only relatively weak complexes with other ions that are present. Tables 11.36 and 11.37 are intended as qualitative guides to the types of masking agents likely to be suitable for particular analytical problems.

Masking must not be identified solely with complex formation. There are numerous complex compounds in which solutions show no masking effects. On the other hand, examples can be cited in which the product of soluble principal valence compounds may lead to masking. This latter category includes the annulment of the base action of NH_2 — groups in carboxylic acids by the addition of formaldehyde, the masking of the iodometric oxidation of sulfites by formaldehyde, as well as the masking of almost all reactions of molybdenum(VI), tungsten(VI), and vanadium(V) by hydrogen peroxide or fluoride ion. Sometimes the masking agent changes the valence state of the metal ion. Examples include the reduction of Fe(III) to Fe(II) with hydrazine, hydroxylamine hydrochloride, or tin(II) chloride. Hydroxylamine also reduces Ce(IV) to Ce(III), Cu(II) to Cu(I), and Hg(II) to free Hg. Ascorbic acid reduces Cu(II) to Cu(I) in the presence of the chloride ion.

The reaction of the hydrogen sulfite ion in an alkaline solution with ketones and aldehydes is:



The carbon-oxygen double bond of the carbonyl group is opened, and the hydrogen sulfite radical is added. An increase in temperature reverses the reaction more easily for ketones than for aldehydes.

Certain organic substances have no charge at any pH but form complexes with substances that do have a charge. The sugars and polyalcohols form such complexes in the pH range between 9 and 10 with a number of anions; including borate, molybdate, and arsenite. Elegant ion exchange methods have been devised for the sugars.

Probably the most extensively applied masking agent is cyanide ion. In alkaline solution, cyanide forms strong cyano complexes with the following ions and masks their action toward EDTA: Ag, Cd, Co(II), Cu(II), Fe(II), Hg(II), Ni, Pd(II), Pt(II), Tl(III), and Zn. The alkaline earths, Mn(II), Pb, and the rare earths are virtually unaffected; hence, these latter ions may be titrated with EDTA with the former ions masked by cyanide. Iron(III) is also masked by cyanide. However, as the hexacyanoferrate(III) ion oxidizes many indicators, ascorbic acid is added to form hexacyanoferrate(II) ion. Moreover, since the addition of cyanide to an acidic solution results in the formation of deadly

hydrogen cyanide, the solution must first be made alkaline, with hydrous oxide formation prevented by the addition of tartrate. Zinc and cadmium may be demasked from their cyanide complexes by the action of formaldehyde.

Masking by oxidation or reduction of a metal ion to a state which does not react with EDTA is occasionally of value. For example, Fe(III) ($\log K_{MY} = 24.23$) in acidic media may be reduced to Fe(II) ($\log K_{MY} = 14.33$) by ascorbic acid; in this state iron does not interfere in the titration of some trivalent and tetravalent ions in strong acidic medium (pH 0 to 2). Similarly, Hg(II) can be reduced to the metal. In favorable conditions, Cr(III) may be oxidized by alkaline peroxide to chromate which does not complex with EDTA.

In resolving complex metal-ion mixtures, more than one masking or demasking process may be utilized with various aliquots of the sample solution, or applied simultaneously or stepwise with a single aliquot. In favorable cases, even four or five metals can be determined in a mixture by the application of direct and indirect masking processes. Of course, not all components of the mixture need be determined by chelometric titrations. For example, redox titrimetry may be applied to the determination of one or more of the metals present.

11.6.8 Demasking

For the major part, masking reactions that occur in solutions and lead to soluble compounds are equilibrium reactions. They usually require the use of an excess of the masking agent and can be reversed again by removal of the masking agent. The freeing of previously masked ionic or molecular species has been called *demasking*. This merits consideration in regard to its use in analysis. Masking never completely removes certain ionic or molecular species, but only reduces their concentrations. The extent of this lowering determines which color or precipitation reactions can be prevented. A system masked against a certain reagent is not necessarily masked against another but more aggressive reagent. It is therefore easy to see that masked reaction systems can also function as reagents at times (e.g., Fehling's solution, Nessler's reagent).

The methods used in demasking are varied. One approach is to change drastically the hydrogen ion concentration of the solution. The conditional stability constants of most metal complexes depend greatly on pH, so that simply raising or lowering the pH is frequently sufficient for selective demasking. In most cases a strong mineral acid is added, and the ligand is removed from the coordination sphere of the complex through the formation of a slightly ionized acid, as with the polyprotic (citric, tartaric, EDTA, and nitriloacetic) acids.

Another type of demasking involves formation of new complexes or other compounds that are more stable than the masked species. For example, boric acid is used to demask fluoride complexes of tin(IV) and molybdenum(VI). Formaldehyde is often used to remove the masking action of cyanide ions by converting the masking agent to a nonreacting species through the reaction:



which forms glycollic nitrile. Pertinent instances are the demasking of $\text{Ni}(\text{CN})_4^{2-}$ ions to Ni^{2+} ions by formaldehyde and the demasking of dimethylglyoxime (dmg) from $\text{Pd}(\text{dmg})_2^{2-}$ ions by cyanide. Selectivity is evident in that $\text{Zn}(\text{CN})_4^{2-}$ is demasked whereas $\text{Cu}(\text{CN})_3^-$ is not.

Destruction of the masking ligand by chemical reaction may be possible, as in the oxidation of EDTA in acid solutions by permanganate or another strong oxidizing agent. Hydrogen peroxide and Cu(II) ion destroy the tartrate complex of aluminum.

Demasking methods for a number of masking agents are enumerated in Table 11.38.

TABLE 11.30 Standard Solutions for Precipitation Titrations

The list given below includes the substances that are most used and most useful for the standardization of solutions for precipitation titrations. Primary standard solutions are denoted by the letter (P) in Column 1.

Standard	Formula weight	Preparation
AgNO ₃ (P)	169.89	Weigh the desired amount of ACS reagent grade* AgNO ₃ , dried at 105°C for 2 hr, and dissolve in double distilled water. Store in amber container and away from light. Check against NaCl.
BaCl ₂ · 2H ₂ O	244.28	Dissolve clear crystals of the salt in distilled water. Standardize against K ₂ SO ₄ or Na ₂ SO ₄ .
Hg(NO ₃) ₂ · H ₂ O	342.62	Dissolve the reagent grade salt in distilled water and dilute to desired volume. Standardize against NaCl.
KBr	119.01	The commercial reagent (ACS) may contain 0.2% chloride. Prepare an aqueous solution of approximately the desired concentration and standardize it against AgNO ₃ .
K ₄ [Fe(CN) ₆] · 3H ₂ O	422.41	Dissolve the high-purity commercial salt in distilled water containing 0.2 g/L of Na ₂ CO ₃ . Kept in an amber container and away from direct sunlight, solutions are stable for a month or more. Standardize against zinc metal.
KSCN	97.18	Prepare aqueous solutions having the concentration desired. Standardize against AgNO ₃ solution. Protect from direct sunlight.
K ₂ SO ₄ (P)	174.26	Dissolve about 17.43 g, previously dried at 150°C and accurately weighed, in distilled water and dilute exactly to 1 L.
NaCl (P)	58.44	Dry at 130–150°C and weigh accurately, from a closed container, 5.844 g, dissolve in water, and dilute exactly to 1 L.
NaF (P)	41.99	Dry at 110°C and weigh the appropriate amount of ACS reagent. Dissolve in water and dilute exactly to 1 L.
Na ₂ SO ₄ (P)	142.04	Weigh accurately 14.204 g, dried at 150°C, and dissolve in distilled water. Dilute to exactly 1 L.
Th(NO ₃) ₄ · 4H ₂ O	552.12	Weigh the appropriate amount of crystals and dissolve in water. Standardize against NaF.

* Meets standards of purity (and impurity) set by the American Chemical Society.

TABLE 11.31 Indicators for Precipitation Titrations

Indicator	Preparation and use
Specific reagents	
$\text{NH}_4\text{Fe}(\text{SO}_4)_2 \cdot 12\text{H}_2\text{O}$	Use reagent (ACS)* grade salt, low in chloride. Dissolve 175 g in 100 mL 6 M HNO_3 which has been gently boiled for 10 min to expel nitrogen oxides. Dilute with 500 mL water. Use 2 mL per 100 mL of end-point volume.
K_2CrO_4	Use reagent (ACS)* grade salt, low in chloride. Prepare 0.1M aqueous solution (19.421 g/L). Use 2.5 mL per 100 mL of end-point volume.
Tetrahydroxy-1,4-benzoquinone (THQ)	Prepare fresh as required by dissolving 15 mg in 5 mL of water. Use 10 drops for each titration.
Adsorption indicators	
Bromophenol blue	Dissolve 0.1 g of the acid in 200 mL 95% ethanol.
2',7'-Dichlorofluorescein	Dissolve 0.1 g of the acid in 100 mL 70% ethanol. Use 1 mL for 100 mL of initial solution.
Eosin, tetrabromofluorescein	See Dichlorofluorescein.
Fluorescein	Dissolve 0.4 g of the acid in 200 mL 70% ethanol. Use 10 drops.
Potassium rhodizonate, $\text{C}_4\text{O}_4(\text{OK})_2$	Prepare fresh as required by dissolving 15 mg in 5 mL of water. Use 10 drops for each titration.
Rhodamine 6G	Dissolve 0.1 g in 200 mL 70% ethanol.
Sodium 3-alizarinsulfonate	Prepare a 0.2% aqueous solution. Use 5 drops per 120 mL end-point volume.
Thorin	Prepare a 0.025% aqueous solution. Use 5 drops.
Protective colloids	
Dextrin	Use 5 mL of 2% aqueous solution of chloride-free dextrin per 25 mL of 0.1M halide solution.
Polyethylene glycol 400	Prepare a 50% (v/v) aqueous solution of the surfactant. Use 5 drops per 100 mL end-point volume.

*Meets standards as set forth in *Reagent Chemicals*, American Chemical Society, Washington, D.C.; revised periodically.

TABLE 11.32 Properties and Applications of Selected Metal Ion Indicators

Indicator	Chemical name	Dissociation constants and colors of free indicator species	Colors of metal-indicator complexes	Applications
Calmagite 0.05 g/100 mL water; stable 1 year	1-(6-Hydroxy- <i>m</i> -tolylazo)-2-naphthol-4-sulfonic acid	H ₂ In ⁻ (red); pK ₂ = 8.1 HIn ²⁻ (blue); pK ₃ = 12.4 In ³⁻ (orange)	Wine-red	Titration performed with Eriochrome Black T as indicator may be carried out equally well with Calmagite
Eriochrome Black T 0.1 g/100 mL water; prepare fresh daily	1-(2-Hydroxy-1-naphthylazo)-6-nitro-2-naphthol-4-sulfonic acid	H ₂ In ⁻ (red); pK ₂ = 6.3 HIn ²⁻ (blue); pK ₃ = 11.5 In ³⁻ (yellow-orange)	Wine-red	<i>Direct titration:</i> Ba, Ca, Cd, In, Mg, Mn, Pb, Sc, Sr, Tl, Zn, and lanthanides <i>Back titration:</i> Al, Ba, Bi, Ca, Co, Cr, Fe, Ga, Hg, Mn, Ni, Pb, Pd, Sc, Tl, V <i>Substitution titration:</i> Au, Ba, Ca, Cu, Hg, Pb, Pd, Sr
Murexide Suspend 0.5 g in water; use fresh supernatant liquid each day	5-[(Hexahydro-2,4,6-trioxo-5-pyrimidinyl)imino]-2,4,6-(1 <i>H</i> ,3 <i>H</i> ,5 <i>H</i>)-pyrimidinetrione monoammonium salt	H ₄ In ⁻ (red-violet); pK ₂ = 9.2 H ₃ In ²⁻ (violet); pK ₃ = 10.9 H ₂ In ³⁻ (blue)	Red with Ca ²⁺ Yellow with Co ²⁺ , Ni ²⁺ , and Cu ²⁺	<i>Direct titration:</i> Ca, Co, Cu, Ni <i>Back titration:</i> Ca, Cr, Ga <i>Substitution titration:</i> Ag, Au, Pd
PAN	1-(2-Pyridylazo)-2-naphthol	HIn (orange-red); pK ₁ = 12.3 In ⁻ (pink)	Red	<i>Direct titration:</i> Cd, Cu, In, Sc, Tl, Zn <i>Back titration:</i> Cu, Fe, Ga, Ni, Pb, Sc, Sn, Zn <i>Substitution titration:</i> Al, Ca, Co, Fe, Ga, Hg, In, Mg, Mn, Ni, Pb, V, Zn
Pyrocatechol Violet 0.1 g/100 mL; stable several weeks	Pyrocatecholsulfonephthalein	H ₄ In (red); pK ₁ = 0.2 H ₃ In ⁻ (yellow); pK ₂ = 7.8 H ₂ In ²⁻ (violet); pK ₃ = 9.8 HIn ³⁻ (red-purple); pK ₄ = 11.7	Blue, except red with Th(IV)	<i>Direct titration:</i> Al, Bi, Cd, Co, Fe, Ga, Mg, Mn, Ni, Pb, Th, Zn <i>Back titration:</i> Al, Bi, Fe, Ga, In, Ni, Pd, Sn, Th, Ti
Salicylic acid	2-Hydroxybenzoic acid	H ₂ In; pK ₁ = 2.98 HIn ⁻ ; pK ₂ = 12.38	FeSCN ²⁺ at pH 3 is reddish-brown	Typical uses: Fe(III) titrated with EDTA to colorless iron-EDTA complex
Xylenol orange	3,3'-Bis[<i>N,N</i> -di(carboxyethyl)aminomethyl]- <i>o</i> -cresolsulfonephthalein	—COOH groups: pK ₃ = 0.76; pK ₄ = 1.15; pK ₅ = 2.58; pK ₆ = 3.23		Typical uses: Bi, Pb, Th

Source: J. A. Dean, ed., *Analytical Chemistry Handbook*, McGraw-Hill, New York, 1995.

TABLE 11.33 Variation of α_4 with pH

pH	$-\log \alpha_4$	pH	$-\log \alpha_4$
2.0	13.44	7.0	3.33
2.5	11.86	8.0	2.29
3.0	10.60	9.0	1.29
4.0	8.48	10.0	0.46
5.0	6.45	11.0	0.07
6.0	4.66	12.0	0.00

TABLE 11.34 Formation Constants of EDTA Complexes at 25°C, Ionic Strength Approaching Zero

Metal ion	$\log K_{MY}$	Metal ion	$\log K_{MY}$
Co(III)	36	V(IV)	18.0
V(III)	25.9	U(IV)	17.5
In	24.95	Ti(IV)	17.3
Fe(III)	24.23	Ce(III)	16.80
Th	23.2	Zn	16.4
Sc	23.1	Cd	16.4
Cr(III)	23	Co(II)	16.31
Bi	22.8	Al	16.13
Tl(III)	22.5	La	16.34
Sn(II)	22.1	Fe(II)	14.33
Ti(III)	21.3	Mn(II)	13.8
Hg(II)	21.80	Cr(II)	13.6
Ga	20.25	V(II)	12.7
Zr	19.40	Ca	11.0
Cu(II)	18.7	Be	9.3
Ni	18.56	Mg	8.64
Pd(II)	18.5	Sr	8.80
Pb(II)	18.3	Ba	7.78
V(V)	18.05	Ag	7.32

TABLE 11.35 Cumulative Formation Constants of Ammine Complexes at 20°C, Ionic Strength 0.1

Cation	$\log K_1$	$\log K_2$	$\log K_3$	$\log K_4$	$\log K_5$	$\log K_6$
Cadmium	2.65	4.75	6.19	7.12	6.80	5.14
Cobalt(II)	2.11	3.74	4.79	5.55	5.73	5.11
Cobalt(III)	6.7	14.0	20.1	25.7	30.8	35.2
Copper(I)	5.93	10.86				
Copper(II)	4.31	7.98	11.02	13.32	12.66	
Iron(II)	1.4	2.2				
Manganese(II)	0.8	1.3				
Mercury(II)	8.8	17.5	18.5	19.28		
Nickel	2.80	5.04	6.77	7.96	8.71	8.74
Platinum(II)						35.3
Silver(I)	3.24	7.05				
Zinc	2.37	4.81	7.31	9.46		

TABLE 11.36 Masking Agents for Various Elements

Element	Masking agent
Ag	Br ⁻ , citrate, Cl ⁻ , CN ⁻ , I ⁻ , NH ₃ , SCN ⁻ , S ₂ O ₃ ²⁻ , thiourea, thioglycolic acid, diethyldithiocarbamate, thiosemicarbazide, bis(2-hydroxyethyl)dithiocarbamate
Al	Acetate, acetylacetone, BF ₄ ⁻ , citrate, C ₂ O ₄ ²⁻ , EDTA, F ⁻ , formate, 8-hydroxyquinoline-5-sulfonic acid, mannitol, 2,3-mercaptopropanol, OH ⁻ , salicylate, sulfosalicylate, tartrate, triethanolamine, tiron
As	Citrate, 2,3-dimercaptopropanol, NH ₂ OH · HCl, OH ⁻ , S ₂ ²⁻ , S ₂ O ₃ ²⁻ , tartrate
Au	Br ⁻ , CN ⁻ , NH ₃ , SCN ⁻ , S ₂ O ₃ ²⁻ , thiourea
Ba	Citrate, cyclohexanediaminetetraacetic acid, <i>N,N</i> -dihydroxyethylglycine, EDTA, F ⁻ , SO ₄ ²⁻ , tartrate
Be	Acetylacetone, citrate, EDTA, F ⁻ , sulfosalicylate, tartrate
Bi	Br ⁻ , citrate, Cl ⁻ , 2,3-dimercaptopropanol, dithizone, EDTA, I ⁻ , OH ⁻ , Na ₅ P ₃ O ₁₀ , SCN ⁻ , tartrate, thiosulfate, thiourea, triethanolamine
Ca	BF ₄ ⁻ , citrate, <i>N,N</i> -dihydroxyethylglycine, EDTA, F ⁻ , polyphosphates, tartrate
Cd	Citrate, CN ⁻ , 2,3-dimercaptopropanol, dimercaptosuccinic acid, dithizone, EDTA, glycine, I ⁻ , malonate, NH ₃ , 1,10-phenanthroline, SCN ⁻ , S ₂ O ₃ ²⁻ , tartrate
Ce	Citrate, <i>N,N</i> -dihydroxyethylglycine, EDTA, F ⁻ , PO ₄ ³⁻ , reducing agents (ascorbic acid), tartrate, tiron
Co	Citrate, CN ⁻ , diethyldithiocarbamate, 2,3-dimercaptopropanol, dimethylglyoxime, ethylenediamine, EDTA, F ⁻ , glycine, H ₂ O ₂ , NH ₃ , NO ₂ ⁻ , 1,10-phenanthroline, Na ₅ P ₃ O ₁₀ , SCN ⁻ , S ₂ O ₃ ²⁻ , tartrate
Cr	Acetate, (reduction with) ascorbic acid + KI, citrate, <i>N,N</i> -dihydroxyethylglycine, EDTA, F ⁻ , formate, NaOH + H ₂ O ₂ , oxidation to CrO ₄ ²⁻ , Na ₅ P ₃ O ₁₀ , sulfosalicylate, tartrate, triethylamine, tiron
Cu	Ascorbic acid + KI, citrate, CN ⁻ , diethyldithiocarbamate, 2,3-dimercaptopropanol, ethylenediamine, EDTA, glycine, hexacyanocobalt(III)(3-), hydrazine, I ⁻ , NaH ₂ PO ₂ , NH ₂ OH · HCl, NH ₃ , NO ₂ ⁻ , 1,10-phenanthroline, S ²⁻ , SCN ⁻ + SO ₃ ²⁻ , S ₂ O ₃ ²⁻ , sulfosalicylate, tartrate, thioglycolic acid, thiosemicarbazide, thiocarbohydrazide, thiourea
Fe	Acetylacetone, (reduction with) ascorbic acid, C ₂ O ₄ ²⁻ , citrate, CN ⁻ , 2,3-dimercaptopropanol, EDTA, F ⁻ , NH ₃ , NH ₂ OH · HCl, OH ⁻ , oxine, 1,10-phenanthroline, 2,2'-bipyridyl, PO ₄ ³⁻ , P ₂ O ₇ ²⁻ , S ²⁻ , SCN ⁻ , SnCl ₂ , S ₂ O ₃ ²⁻ , sulfamic acid, sulfosalicylate, tartrate, thioglycolic acid, thiourea, tiron, triethanolamine, trithiocarbonate
Ga	Citrate, Cl ⁻ , EDTA, OH ⁻ , oxalate, sulfosalicylate, tartrate
Ge	F ⁻ , oxalate, tartrate
Hf	See Zr
Hg	Acetone, (reduction with) ascorbic acid, citrate, Cl ⁻ , CN ⁻ , 2,3-dimercaptopropan-1-ol, EDTA, formate, I ⁻ , SCN ⁻ , SO ₃ ²⁻ , tartrate, thiosemicarbazide, thiourea, triethanolamine
In	Cl ⁻ , EDTA, F ⁻ , SCN ⁻ , tartrate, thiourea, triethanolamine
Ir	Citrate, CN ⁻ , SCN ⁻ , tartrate, thiourea
La	Citrate, EDTA, F ⁻ , oxalate, tartrate, tiron
Mg	Citrate, C ₂ O ₄ ²⁻ , cyclohexane-1,2-diaminetetraacetic acid, <i>N,N</i> -dihydroxyethylglycine, EDTA, F ⁻ , glycol, hexametaphosphate, OH ⁻ , P ₂ O ₇ ²⁻ , triethanolamine
Mn	Citrate, CN ⁻ , C ₂ O ₄ ²⁻ , 2,3-dimercaptopropanol, EDTA, F ⁻ , Na ₅ P ₃ O ₁₀ , oxidation to MnO ₄ ⁻ , P ₂ O ₇ ²⁻ , reduction to Mn(II) with NH ₂ OH · HCl or hydrazine, sulfosalicylate, tartrate, triethanolamine, triphosphate, tiron
Mo	Acetylacetone, ascorbic acid, citrate, C ₂ O ₄ ²⁻ , EDTA, F ⁻ , H ₂ O ₂ , hydrazine, mannitol, Na ₅ P ₃ O ₁₀ , NH ₂ OH · HCl, oxidation to molybdate, SCN ⁻ , tartrate, tiron, triphosphate

TABLE 11.36 Masking Agents for Various Elements (*Continued*)

Element	Masking agent
Nb	Citrate, $C_2O_4^{2-}$, F^- , H_2O_2 , OH^- , tartrate
Nd	EDTA
NH_4^+	HCHO
Ni	Citrate, CN^- , <i>N,N</i> -dihydroxyethylglycine, dimethylglyoxime, EDTA, F^- , glycine, malonate, $Na_3P_3O_{10}$, NH_3 , 1,10-phenanthroline, SCN^- , sulfosalicylate, thioglycolic acid, triethanolamine, tartrate
Np	F^-
Os	CN^- , SCN^- , thiourea
Pa	H_2O_2
Pb	Acetate, $(C_6H_5)_4AsCl$, citrate, 2,3-dimercaptopropanol, EDTA, I^- , $Na_3P_3O_{10}$, SO_4^{2-} , $S_2O_3^{2-}$, tartrate, tiron, tetraphenylarsonium chloride, triethanolamine, thioglycolic acid
Pd	Acetylacetone, citrate, CN^- , EDTA, I^- , NH_3 , NO_2^- , SCN^- , $S_2O_3^{2-}$, tartrate, triethanol amine
Pt	Citrate, CN^- , EDTA, I^- , NH_3 , NO_2^- , SCN^- , $S_2O_3^{2-}$, tartrate, urea
Pu	Reduction to Pu(IV) with sulfamic acid
Rare earths	$C_2O_4^{2-}$, citrate, EDTA, F^- , tartrate
Re	Oxidation to perhenate
Rh	Citrate, tartrate, thiourea
Ru	CN^- , thiourea
Sb	Citrate, 2,3-dimercaptopropanol, EDTA, F^- , I^- , OH^- , oxalate, S^{2-} , S_2^{2-} , $S_2O_3^{2-}$, tartrate, triethanolamine
Sc	Cyclohexane-1,2-diaminetetraacetic acid, F^- , tartrate
Se	Citrate, F^- , I^- , reducing agents, S^{2-} , SO_3^{2-} , tartrate
Sn	Citrate, $C_2O_3^{2-}$, 2,3-dimercaptopropanol, EDTA, F^- , I^- , OH^- , oxidation with bromine water, phosphate(3-), tartrate, triethanolamine, thioglycolic acid
Sr	Citrate, <i>N,N</i> -dihydroxyethylglycine, EDTA, F^- , SO_4^{2-} , tartrate
Ta	Citrate, F^- , H_2O_2 , OH^- , oxalate, tartrate
Te	Citrate, F^- , I^- , reducing agents, S^{2-} , sulfite, tartrate
Th	Acetate, acetylacetone, citrate, EDTA, F^- , SO_4^{2-} , 4-sulfobenzeneearsonic acid, sulfosalicylic acid, tartrate, triethanolamine
Ti	Ascorbic acid, citrate, F^- , gluconate, H_2O_2 , mannitol, $Na_3P_3O_{10}$, OH^- , SO_4^{2-} , sulfosalicylic acid, tartrate, triethanolamine, tiron
Tl	Citrate, Cl^- , CN^- , EDTA, HCHO, hydrazine, $NH_2OH \cdot HCl$, oxalate, tartrate, triethanolamine
U	Citrate, $(NH_4)_2CO_3$, $C_2O_4^{2-}$, EDTA, F^- , H_2O_2 , hydrazine + triethanolamine, phosphate(3-), tartrate
V	(Reduction with) ascorbic acid, hydrazine, or $NH_2OH \cdot HCl$, CN^- , EDTA, F^- , H_2O_2 , mannitol, oxidation to vanadate, triethanolamine, tiron
W	Citrate, F^- , H_2O_2 , hydrazine, $Na_3P_3O_{10}$, $NH_2OH \cdot HCl$, oxalate, SCN^- , tartrate, tiron, triphosphate, oxidation to tungstate(VI)
Y	Cyclohexane-1,2-diaminetetraacetic acid, F^-
Zn	Citrate, CN^- , <i>N,N</i> -dihydroxyethylglycine, 2,3-dimercaptopropanol, dithizone, EDTA, F^- , glycerol, glycol, hexacyanoferrate(II)(4-), $Na_3P_3O_{10}$, NH_3 , OH^- , SCN^- , tartrate, triethanolamine
Zr	Arsenazo, carbonate, citrate, $C_2O_4^{2-}$, cyclohexane-1,2-diaminetetraacetic acid, EDTA, F^- , H_2O_2 , PO_4^{3-} , $P_2O_7^{4-}$, pyrogallol, quinalizarinesulfonic acid, salicylate, SO_4^{2-} + H_2O_2 , sulfosalicylate, tartrate, triethanolamine

TABLE 11.37 Masking Agents for Anions and Neutral Molecules

Anion or neutral molecule	Masking agent
Boric acid	F ⁻ , glycol, mannitol, tartrate, and other hydroxy acids
Br ⁻	Hg(II)
Br ₂	Phenol, sulfosalicylic acid
BrO ₃ ⁻	Reduction with arsenate(III), hydrazine, sulfite, or thiosulfate
Chromate(VI)	Reduction with arsenate(III), ascorbic acid, hydrazine, hydroxylamine, sulfite, or thiosulfate
Citrate	Ca(II)
Cl ⁻	Hg(II), Sb(III)
Cl ₂	Sulfite
ClO ₃ ⁻	Thiosulfate
ClO ₄ ⁻	Hydrazine, sulfite
CN ⁻	HCHO, Hg(II), transition metal ions
EDTA	Cu(II)
F ⁻	Al(III), Be(II), boric acid, Fe(III), Th(IV), Ti(IV), Zr(IV)
Fe(CN) ₆ ³⁻	Arsenate(III), ascorbic acid, hydrazine, hydroxylamine, thiosulfate
Germanic acid	Glucose, glycerol, mannitol
I ⁻	Hg(II)
I ₂	Thiosulfate
IO ₃ ⁻	Hydrazine, sulfite, thiosulfate
IO ₄ ⁻	Arsenate(III), hydrazine, molybdate(VI), sulfite, thiosulfate
MnO ₄ ⁻	Reduction with arsenate(III), ascorbic acid, azide, hydrazine, hydroxylamine, oxalic acid, sulfite, or thiosulfate
MoO ₄ ⁻	Citrate, F ⁻ , H ₂ O ₂ , oxalate, thiocyanate + Sn(II)
NO ₂ ⁻	Co(II), sulfamic acid, sulfanilic acid, urea
Oxalate	Molybdate(VI), permanganate
Phosphate	Fe(III), tartrate
S	CN ⁻ , S ²⁻ , sulfite
S ²⁻	Permanganate + sulfuric acid, sulfur
Sulfate	Cr(III) + heat
Sulfite	HCHO, Hg(II), permanganate + sulfuric acid
SO ₅ ²⁻	Ascorbic acid, hydroxylamine, thiosulfate
Se and its anions	Diaminobenzidine, sulfide, sulfite
Te	I ⁻
Tungstate	Citrate, tartrate
Vanadate	Tartrate

TABLE 11.38 Common Demasking Agents

Abbreviations: DPC, diphenylcarbazide; HDMG, dimethylglyoxime; PAN, 1-(2-pyridylazo)-2-naphthol.

Complexing agent	Ion demasked	Demasking agent	Application
CN ⁻	Ag ⁺	H ⁺	Precipitation of Ag
	Cd ²⁺	H ⁺	Free Cd ²⁺
		HCHO + OH ⁻	Detection of Cd (with DPC) in presence of Cu
	Cu ⁺	H ⁺	Precipitation of Cu
	Cu ²⁺	HgO	Determination of Cu
Fe ²⁺	Hg ²⁺	Free Fe ²⁺	
	Fe ³⁺	HgO	Determination of Fe

TABLE 11.38 Common Demasking Agents (*Continued*)

Complexing agent	Ion demasked	Demasking agent	Application
CN ⁻ (<i>continued</i>)	HDMG Hg ²⁺ Ni ²⁺	Pd ²⁺	Detection of CN ⁻ (with Ni ²⁺)
		Pd ²⁺	Detection of Pd (with DPC)
		HCHO	Detection of Ni (with HDMG)
		H ⁺	Free Ni ²⁺
		HgO	Determination of Ni
	Pd ²⁺ Zn ²⁺	Ag ⁺ , Hg ²⁺ , Pb ²⁺ H ⁺ HgO Cl ₃ CCHO · H ₂ O H ⁺	Detection and determination of Ni (with HDMG) in presence of Co
			Detection of Ag, Hg, Pb (with HDMG)
			Precipitation of Pd
			Determination of Pd
			Titration of Zn with EDTA
CO ₃ ²⁻ C ₂ O ₄ ²⁻ Cl ⁻ (concentrated) Ethylenediamine	Cu ²⁺	H ⁺	Free Cu ²⁺
	Al ³⁺	OH ⁻	Precipitation of Al(OH) ₃
	Ag ⁺	H ₂ O	Precipitation of AgCl
	Ag ⁺	SiO ₂ (amorphous)	Differentiation of crystalline and amorphous SiO ₂ (with CrO ₄ ²⁻)
	EDTA	Al ³⁺	F ⁻
Ba ²⁺		H ⁺	Precipitation of BaSO ₄ (with SO ₄ ²⁻)
Co ²⁺		Ca ²⁺	Detection of Co (with diethyldithiocarbamate)
Mg ²⁺		F ⁻	Titration of Mg, Mn
Th(IV)		SO ₄ ²⁻	Titration of Th
Ti(IV)		Mg ²⁺	Precipitation of Ti (with NH ₃)
Zn ²⁺		CN ⁻	Titration of Mg, Mn, Zn
F ⁻	Many ions Al(III)	KMO ₄ ⁻	Free ions
		Be(II)	Precipitation of Al (with 8-hydroxyquinoline)
	Fe(III) Hf(IV) Mo(VI) Sn(IV) U(VI) Zr(IV)	OH ⁻	Precipitation of Al(OH) ₃
		OH ⁻	Precipitation of Fe(OH) ₃
		Al(III) or Be(II)	Detection of Hg (with xylenol orange)
		H ₃ BO ₃	Free molybdate
		H ₃ BO ₃	Precipitation of Sn (with H ₂ S)
		Al(III)	Detection of U (with dibenzoylmethane)
		Al(III) or Be(II)	Detection of Zr (with xylenol orange)
	Ca(II)	Detection of Ca (with alizarin S)	
	OH ⁻	Precipitation of Zr(OH) ₄	
Fe(III)	Free ions		
H ₂ O ₂	Hf(IV), Ti(IV), or Zr	Fe(III)	Free ions
NH ₃	Ag ⁺	Br ⁻	Detection of Br ⁻
		H ⁺	Detection of Ag
		I ⁻	Detection of I and Br
		SiO ₂ (amorphous)	Differentiation of crystalline and amorphous SiO ₂ (with CrO ₄ ²⁻)
NO ₂ ⁻ PO ₄ ³⁻	Co(III)	H ⁺	Free Co
	Fe(III)	OH ⁻	Precipitation of FePO ₄
	UO ₂ ²⁺	Al(III)	Detection of U (with dibenzoylmethane)
SCN ⁻ SO ₄ ²⁻ (conc. H ₂ SO ₄) S ₂ O ₃ ²⁻	Fe(III)	OH ⁻	Precipitation of Fe(OH) ₃
	Ba ²⁺	H ₂ O	Precipitation of BaSO ₄
	Ag ⁺	H ⁺	Free Ag ⁺
	Cu ²⁺	OH ⁻	Detection of Cu (with PAN)
Tartrate	Al(III)	H ₂ O ₂ + Cu ²⁺	Precipitation of Al(OH) ₃

TABLE 11.39 Amino Acids pI and pK_a Values

This table lists the pK_a and pI (pH at the isoelectric point) values of α -amino acids commonly found in proteins along with their abbreviations. The dissociation constants refer to aqueous solutions at 25°C.

Name	Abbreviations		pK _a values			pI values
	3 Letter	1 Letter	—COOH	—NH ₃ ⁺	Other groups	
Alanine	Ala	A	2.34	9.69		6.00
Arginine	Arg	R	2.17	9.04	12.48	10.76
Asparagine	Asn	N	2.01	8.80		5.41
Aspartic acid	Asp	D	1.89	9.60	3.65	2.77
Cysteine	Cys	C	1.96	10.28	8.18	5.07
Glutamine	Gln	Q	2.17	9.13		5.65
Glutamic acid	Glu	E	2.19	9.67	4.25	3.22
Glycine	Gly	G	2.34	9.60		5.97
Histidine	His	H	1.82	9.17	6.00	7.59
Isoleucine	Ile	I	2.36	9.60		6.02
Leucine	Leu	L	2.36	9.60	5.98	
Lysine	Lys	K	2.18	8.98	10.53	9.74
Methionine	Met	M	2.28	9.21		5.74
Phenylalanine	Phe	F	1.83	9.13		5.48
Proline	Pro	P	1.99	10.60		6.30
Serine	Ser	S	2.21	9.15		5.68
Threonine	Thr	T	2.09	9.10		5.60
Tryptophan	Trp	W	2.83	9.39		5.89
Tyrosine	Tyr	Y	2.20	9.11	10.07	5.66
Valine	Val	V	2.32	9.62		5.96

Source: E. L. Smith, et al., *Principles of Biochemistry*, 7th ed., McGraw-Hill, New York, 1983; H. J. Hinz, ed., *Thermodynamic Data for Biochemistry and Biotechnology*, Springer-Verlag, Heidelberg, 1986.

TABLE 11.40 Tolerances of Volumetric Flasks

Capacity, mL	Tolerances,* \pm mL		Capacity, mL	Tolerances,* \pm mL	
	Class A	Class B		Class A	Class B
5	0.02	0.04	200	0.10	0.20
10	0.02	0.04	250	0.12	0.24
25	0.03	0.06	500	0.20	0.40
50	0.05	0.10	1000	0.30	0.60
100	0.08	0.16	2000	0.50	1.00

*Accuracy tolerances for volumetric flasks at 20°C are given by ASTM standard E288.

TABLE 11.41 Pipet Capacity Tolerances

Volumetric transfer pipets			Measuring and serological pipets	
Capacity, mL	Tolerances,* \pm mL		Capacity, mL	Tolerances,† \pm mL
	Class A	Class B		Class B
0.5	0.006	0.012	0.1	0.005
1	0.006	0.012	0.2	0.008
2	0.006	0.012	0.25	0.008
3	0.01	0.02	0.5	0.01
4	0.01	0.02	0.6	0.01
5	0.01	0.02	1	0.02
10	0.02	0.04	2	0.02
15	0.03	0.06	5	0.04
20	0.03	0.06	10	0.06
25	0.03	0.06	25	0.10
50	0.05	0.10		
100	0.08	0.16		

* Accuracy tolerances for volumetric transfer pipets are given by ASTM standard E969 and Federal Specification NNN-P-395.

† Accuracy tolerances for measuring pipets are given by Federal Specification NNN-P-350 and for serological pipets by Federal Specification NNN-P-375.

TABLE 11.42 Tolerances of Micropipets (Eppendorf)

Capacity, μ L	Accuracy, %	Precision, %	Capacity, μ L	Accuracy, %	Precision, %
10	1.2	0.4	100	0.5	0.2
40	0.6	0.2	250	0.5	0.15
50	0.5	0.2	500	0.5	0.15
60	0.5	0.2	600	0.5	0.15
70	0.5	0.2	900	0.5	0.15
80	0.5	0.2	1000	0.5	0.15

TABLE 11.43 Buret Accuracy Tolerances

Capacity, mL	Subdivision, mL	Accuracy, \pm mL	
		Class A* and precision grade	Class B and standard grade
10	0.05	0.02	0.04
25	0.10	0.03	0.06
50	0.10	0.05	0.10
100	0.20	0.10	0.20

* Class A conforms to specifications in ASTM E694 for standard taper stopcocks and to ASTM E287 for Teflon or polytetrafluoroethylene stopcock plugs. The 10-mL size meets the requirements for ASTM D664.

TABLE 11.44 Factors for Simplified Computation of Volume

The volume is determined by weighing the water, having a temperature of $t^\circ\text{C}$, contained or delivered by the apparatus at the same temperature. The weight of water, w grams, is obtained with brass weights in air having a density of 1.20 mg/mL.

For apparatus made of soft glass, the volume contained or delivered at 20°C is given by

$$v_{20} = wf_{20} \text{ mL}$$

where v_{20} is the volume at 20° and f_{20} is the factor (apparent specific volume) obtained from the table below for the temperature t at which the calibration is performed. The volume at any other temperature t' may then be obtained from

$$v' = v_{20}[1 + 0.00002(t' - 20)] \text{ mL}$$

For apparatus made of any other material, the volume contained or delivered at the temperature t is

$$v_t = wf_t \text{ mL}$$

where w is again the weight in air obtained with brass weights (in grams), and f_t is the factor given in the third column of the table for the temperature t . The volume at any temperature t' may then be obtained from

$$v'_t = v_t[1 + \beta(t' - t)] \text{ mL}$$

where β is the cubical coefficient of thermal expansion of the material from which the apparatus is made. Approximate values of β for some frequently encountered materials are given in Table 11.45.

$t, ^\circ\text{C}$	f_{20}	f_t	$t, ^\circ\text{C}$	f_{20}	f_t
0	1.001 62	1.001 22	20	1.002 86	1.002 86
1	54	16	21	1.003 05	1.003 07
2	48	12	22	26	30
3	43	09	23	47	53
4	41	09	24	69	77
5	1.001 39	1.001 09	25	1.003 93	1.004 03
6	40	12	26	1.004 17	29
7	42	16	27	42	56
8	45	21	28	68	84
9	50	28	29	95	1.005 13
10	1.001 56	1.001 36	30	1.005 23	1.005 43
11	63	45	31	1.005 52	1.005 74
12	72	56	32	1.005 82	1.006 06
13	82	68	33	1.006 13	1.006 39
14	93	81	34	1.006 44	1.006 72
15	1.002 06	1.001 96	35	1.006 77	1.007 07
16	20	1.002 12	36	1.007 10	1.007 42
17	35	29	37	1.007 44	1.007 78
18	51	47	38	1.007 79	1.008 15
19	68	66	39	1.008 15	1.008 53
			40	1.008 52	1.008 91

TABLE 11.45 Cubical Coefficients of Thermal Expansion

This table lists values of β , the cubical coefficient of thermal expansion, taken from "Essentials of Quantitative Analysis," by Benedetti-Pichler, and from various other sources. The value of β represents the relative increases in volume for a change in temperature of 1°C at temperatures in the vicinity of 25°C, and is equal to 3α , where α is the linear coefficient of thermal expansion. Data are given for the types of glass from which volumetric apparatus is most commonly made, and also for some other materials which have been or may be used in the fabrication of apparatus employed in analytical work.

Material	β
Glasses	
Alkali-resistant, Corning 728	1.90×10^{-5}
Gerateglas, Schott G20	1.47
Kimble KG-33 (borosilicate)	0.96
N-51A ("Resistant")	1.47
R-6 (soft)	2.79
Pyrex, Corning 744	0.96
Vitreous silica	0.15
Vycor, Corning 790	0.24
Metals	
Brass	ca. 5.5
Copper	5.0
Gold	4.3
Monel metal	4.0
Platinum	2.7
Silver	5.7
Stainless steel	ca. 5.3
Tantalum	ca. 2.0
Tungsten	1.3
Plastics and other materials	
Hard rubber	24×10^{-5}
Polyethylene	45–90
Polystyrene	18–24
Porcelain	ca. 1.2
Teflon (polytetrafluoroethylene)	16.5

TABLE 11.46 General Solubility Rules for Inorganic Compounds

Nitrates	All nitrates are soluble.
Acetates	All acetates are soluble; silver acetate is moderately soluble.
Chlorides	All chlorides are soluble except AgCl, PbCl ₂ , and Hg ₂ Cl ₂ . PbCl ₂ is soluble in hot water, slightly soluble in cold water.
Sulfates	All sulfates are soluble except barium and lead. Silver, mercury(I), and calcium are only slightly soluble.
Hydrogen sulfates	The hydrogen sulfates are more soluble than the sulfates.
Carbonates, phosphates, chromates, silicates	All carbonates, phosphates, chromates, and silicates are insoluble, except those of sodium, potassium, and ammonium. An exception is MgCrO ₄ which is soluble.
Hydroxides	All hydroxides (except lithium, sodium, potassium, cesium, rubidium, and ammonia) are insoluble; Ba(OH) ₂ is moderately soluble; Ca(OH) ₂ and Sr(OH) ₂ are slightly soluble.
Sulfides	All sulfides (except alkali metals, ammonium, magnesium, calcium, and barium) are insoluble. Aluminum and chromium sulfides are hydrolyzed and precipitate as hydroxides.
Sodium, potassium, ammonium	All sodium, potassium, and ammonium salts are soluble. Exceptions: Na ₄ Sb ₂ O ₇ , K ₂ NaCo(NO ₂) ₆ , K ₂ PtCl ₆ , (NH ₄) ₂ PtCl ₆ , and (NH ₄) ₂ NaCo(NO ₂) ₆ .
Silver	All silver salts are insoluble. Exceptions: AgNO ₃ and AgClO ₄ ; AgC ₂ H ₃ O ₂ and Ag ₂ SO ₄ are moderately soluble.

11.7 LABORATORY SOLUTIONS

TABLE 11.47 Concentrations of Commonly Used Acids and Bases

Freshly opened bottles of these reagents are generally of the concentrations indicated in the table. This may not be true of bottles long opened and this is especially true of ammonium hydroxide, which rapidly loses its strength. In preparing volumetric solutions, it is well to be on the safe side and take a little more than the calculated volume of the concentrated reagent, since it is much easier to dilute a concentrated solution than to strengthen one that is too weak.

A concentrated C.P. reagent usually comes to the laboratory in a bottle having a label which states its molecular weight w , its density (or its specific gravity) d , and its percentage assay p . When such a reagent is used to prepare an aqueous solution of desired molarity M , a convenient formula to employ is

$$V = \frac{100 wM}{pd}$$

where V is the number of milliliters of concentrated reagent required for 1 liter of the dilute solution.

Example: Sulfuric acid has the molecular weight 98.08. If the concentrated acid assays 95.5% and has the specific gravity 1.84, the volume required for 1 liter of a 0.1 molar solution is

$$V = \frac{100 \times 98.08 \times 0.1}{95.5 \times 1.84} = 5.58 \text{ mL}$$

Reagent	Formula Weight	Density, g · mL ⁻¹ (20°C)	Weight % (approx)	Molarity	V, mL*
Acetic acid	60.05	1.05	99.8	17.45	57.3
Ammonium hydroxide (as NH ₃)	35.05 17.03	0.90	56.6 28.0	14.53	60.0
Ethylenediamine	60.10	0.899	100	15.0	66.7
Formic acid	46.03	1.20	90.5	23.6	42.5
Hydrazine	32.05	1.011	95	30.0	33.3
Hydriodic acid	127.91	1.70	57	7.6	132
Hydrobromic acid	80.92	1.49	48	8.84	113
Hydrochloric acid	36.46	1.19	37.2	12.1	82.5
Hydrofluoric acid	20.0	1.18	49.0	28.9	34.5
Nitric acid	63.01	1.42	70.4	15.9	63.0
Perchloric acid	100.47	1.67	70.5	11.7	85.5
Phosphoric acid	97.10	1.70	85.5	14.8	67.5
Pyridine	79.10	0.982	100	12.4	80.6
Potassium hydroxide (soln)	56.11	1.46	45	11.7	85.5
Sodium hydroxide (soln)	40.00	1.54	50.5	19.4	51.5
Sulfuric acid	98.08	1.84	96.0	18.0	55.8
Triethanolamine	149.19	1.124	100	7.53	132.7

* V, mL = volume in milliliters needed to prepare 1 liter of 1 molar solution.

TABLE 11.48 Standard Stock Solutions*

Element	Procedure
Aluminum	Dissolve 1.000 g Al wire in minimum amount of 2 M HCl; dilute to volume.
Antimony	Dissolve 1.000 g Sb in (1) 10 ml HNO ₃ plus 5 ml HCl, and dilute to volume when dissolution is complete; or (2) 18 ml HBr plus 2 ml liquid Br ₂ ; when dissolution is complete add 10 ml HClO ₄ , heat in a well-ventilated hood while swirling until white fumes appear and continue for several minutes to expel all HBr, then cool and dilute to volume.
Arsenic	Dissolve 1.3203 g of As ₂ O ₃ in 3 ml 8 M HCl and dilute to volume; or treat the oxide with 2 g NaOH and 20 ml water; after dissolution dilute to 200 ml, neutralize with HCl (pH meter), and dilute to volume.
Barium	(1) Dissolve 1.7787 g BaCl ₂ · 2H ₂ O (fresh crystals) in water and dilute to volume. (2) Dissolve 1.516 g BaCl ₂ (dried at 250°C for 2 hr) in water and dilute to volume. (3) Treat 1.4367 g BaCO ₃ with 300 ml water, slowly add 10 ml of HCl and, after the CO ₂ is released by swirling, dilute to volume.
Beryllium	(1) Dissolve 19.655 g BeSO ₄ · 4H ₂ O in water, add 5 ml HCl (or HNO ₃), and dilute to volume. (2) Dissolve 1.000 g Be in 25 ml 2 M HCl, then dilute to volume.
Bismuth	Dissolve 1.000 g Bi in 8 ml of 10 M HNO ₃ , boil gently to expel brown fumes, and dilute to volume.
Boron	Dissolve 5.720 g fresh crystals of H ₃ BO ₃ and dilute to volume.
Bromine	Dissolve 1.489 g KBr (or 1.288 g NaBr) in water and dilute to volume.
Cadmium	(1) Dissolve 1.000 g Cd in 10 ml of 2 M HCl; dilute to volume. (2) Dissolve 2.282 g 3CdSO ₄ · 8H ₂ O in water; dilute to volume.
Calcium	Place 2.4973 g CaCO ₃ in volumetric flask with 300 ml water, carefully add 10 ml HCl; after CO ₂ is released by swirling, dilute to volume.
Cerium	(1) Dissolve 4.515 g (NH ₄) ₄ Ce(SO ₄) ₄ · 2H ₂ O in 500 ml water to which 30 ml H ₂ SO ₄ had been added, cool, and dilute to volume. Advisable to standardize against As ₂ O ₃ . (2) Dissolve 3.913 g (NH ₄) ₂ Ce(NO ₃) ₆ in 10 ml H ₂ SO ₄ , stir 2 min, cautiously introduce 15 ml water and again stir 2 min. Repeat addition of water and stirring until all the salt has dissolved, then dilute to volume.
Cesium	Dissolve 1.267 g CsCl and dilute to volume. Standardize: Pipette 25 ml of final solution to Pt dish, add 1 drop H ₂ SO ₄ , evaporate to dryness, and heat to constant weight at > 800°C. Cs (in μg/ml) = (40)(0.734)(wt of residue)
Chlorine	Dissolve 1.648 g NaCl and dilute to volume.
Chromium	(1) Dissolve 2.829 g K ₂ Cr ₂ O ₇ in water and dilute to volume. (2) Dissolve 1.000 g Cr in 10 ml HCl, and dilute to volume.
Cobalt	Dissolve 1.000 g Co in 10 ml of 2 M HCl, and dilute to volume.
Copper	(1) Dissolve 3.929 g fresh crystals of CuSO ₄ · 5H ₂ O, and dilute to volume. (2) Dissolve 1.000 g Cu in 10 ml HCl plus 5 ml water to which HNO ₃ (or 30% H ₂ O ₂) is added dropwise until dissolution is complete. Boil to expel oxides of nitrogen and chlorine, then dilute to volume.
Dysprosium	Dissolve 1.1477 g Dy ₂ O ₃ in 50 ml of 2 M HCl; dilute to volume.
Erbium	Dissolve 1.1436 g Er ₂ O ₃ in 50 ml of 2 M HCl; dilute to volume.
Europium	Dissolve 1.1579 g Eu ₂ O ₃ in 50 ml of 2 M HCl; dilute to volume.
Fluorine	Dissolve 2.210 g NaF in water and dilute to volume.
Gadolinium	Dissolve 1.152 g Gd ₂ O ₃ in 50 ml of 2 M HCl; dilute to volume.
Gallium	Dissolve 1.000 g Ga in 50 ml of 2 M HCl; dilute to volume.
Germanium	Dissolve 1.4408 g GeO ₂ with 50 g oxalic acid in 100 ml of water; dilute to volume.

* 1000 μg/mL as the element in a final volume of 1 liter unless stated otherwise.

From J. A. Dean and T. C. Rains, "Standard Solutions for Flame Spectrometry," in *Flame Emission and Atomic Absorption Spectrometry*, J. A. Dean and T. C. Rains (Eds.), Vol. 2, Chap. 13, Marcel Dekker, New York, 1971.

TABLE 11.48 Standard Stock Solutions (*Continued*)

Element	Procedure
Gold	Dissolve 1.000 g Au in 10 ml of hot HNO ₃ by dropwise addition of HCl, boil to expel oxides of nitrogen and chlorine, and dilute to volume. Store in amber container away from light.
Hafnium	Transfer 1.000 g Hf to Pt dish, add 10 ml of 9 M H ₂ SO ₄ , and then slowly add HF dropwise until dissolution is complete. Dilute to volume with 10% H ₂ SO ₄ .
Holmium	Dissolve 1.1455 g Ho ₂ O ₃ in 50 ml of 2 M HCl; dilute to volume.
Indium	Dissolve 1.000 g In in 50 ml of 2 M HCl; dilute to volume.
Iodine	Dissolve 1.308 g KI in water and dilute to volume.
Iridium	(1) Dissolve 2.465 g Na ₃ IrCl ₆ in water and dilute to volume. (2) Transfer 1.000 g Ir sponge to a glass tube, add 20 ml of HCl and 1 ml of HClO ₄ . Seal the tube and place in an oven at 300°C for 24 hr. Cool, break open the tube, transfer the solution to a volumetric flask, and dilute to volume. Observe all safety precautions in opening the glass tube.
Iron	Dissolve 1.000 g Fe wire in 20 ml of 5 M HCl; dilute to volume.
Lanthanum	Dissolve 1.1717 g La ₂ O ₃ (dried at 110°C) in 50 ml of 5 M HCl, and dilute to volume.
Lead	(1) Dissolve 1.5985 g Pb(NO ₃) ₂ in water plus 10 ml HNO ₃ , and dilute to volume. (2) Dissolve 1.000 g Pb in 10 ml HNO ₃ , and dilute to volume.
Lithium	Dissolve a slurry of 5.3228 g Li ₂ CO ₃ in 300 ml of water by addition of 15 ml HCl; after release of CO ₂ by swirling, dilute to volume.
Lutetium	Dissolve 1.6079 g LuCl ₃ in water and dilute to volume.
Magnesium	Dissolve 1.000 g Mg in 50 ml of 1 M HCl and dilute to volume.
Manganese	(1) Dissolve 1.000 g Mn in 10 ml HCl plus 1 ml HNO ₃ , and dilute to volume. (2) Dissolve 3.0764 g MnSO ₄ · H ₂ O (dried at 105°C for 4 hr) in water and dilute to volume. (3) Dissolve 1.5824 g MnO ₂ in 10 HCl in a good hood, evaporate to gentle dryness, dissolve residue in water and dilute to volume.
Mercury	Dissolve 1.000 g Hg in 10 ml of 5 M HNO ₃ and dilute to volume.
Molybdenum	(1) Dissolve 2.0425 g (NH ₄) ₂ MoO ₄ in water and dilute to volume. (2) Dissolve 1.5003 g MoO ₃ in 100 ml of 2 M ammonia, and dilute to volume.
Neodymium	Dissolve 1.7373 g NdCl ₃ in 100 ml 1 M HCl and dilute to volume.
Nickel	Dissolve 1.000 g Ni in 10 ml hot HNO ₃ , cool, and dilute to volume.
Niobium	Transfer 1.000 g Nb (or 1.4305 g Nb ₂ O ₅) to Pt dish, add 20 ml HF, and heat gently to complete dissolution. Cool, add 40 ml H ₂ SO ₄ , and evaporate to fumes of SO ₃ . Cool and dilute to volume with 8 M H ₂ SO ₄ .
Osmium	Dissolve 1.3360 g OsO ₄ in water and dilute to 100 ml. Prepare only as needed as solution loses strength on standing unless Os is reduced by SO ₂ and water is replaced by 100 ml 0.1 M HCl.
Palladium	Dissolve 1.000 g Pd in 10 ml of HNO ₃ by dropwise addition of HCl to hot solution; dilute to volume.
Phosphorus	Dissolve 4.260 g (NH ₄) ₂ HPO ₄ in water and dilute to volume.
Platinum	Dissolve 1.000 g Pt in 40 ml of hot aqua regia, evaporate to incipient dryness, add 10 ml HCl and again evaporate to moist residue. Add 10 ml HCl and dilute to volume.
Potassium	Dissolve 1.9067 g KCl (or 2.8415 g KNO ₃) in water and dilute to volume.
Praseodymium	Dissolve 1.1703 g Pr ₂ O ₃ in 50 ml of 2 M HCl; dilute to volume.
Rhenium	Dissolve 1.000 g Re in 10 ml of 8 M HNO ₃ in an ice bath until initial reaction subsides, then dilute to volume.
Rhodium	Dissolve 1.000 g Rh by the sealed-tube method described under iridium.
Rubidium	Dissolve 1.4148 g RbCl in water. Standardize as described under cesium. Rb (in μg/ml) = (40)(0.320)(wt of residue).
Ruthenium	Dissolve 1.317 g RuO ₂ in 15 ml of HCl; dilute to volume.
Samarium	Dissolve 1.1596 g Sm ₂ O ₃ in 50 ml of 2 M HCl; dilute to volume.
Scandium	Dissolve 1.5338 g Sc ₂ O ₃ in 50 ml of 2 M HCl; dilute to volume.

TABLE 11.48 Standard Stock Solutions (*Continued*)

Element	Procedure
Selenium	Dissolve 1.4050 g SeO ₂ in water and dilute to volume or dissolve 1.000 g Se in 5 ml of HNO ₃ , then dilute to volume.
Silicon	Fuse 2.1393 g SiO ₂ with 4.60 g Na ₂ CO ₃ , maintaining melt for 15 min in Pt crucible. Cool, dissolve in warm water, and dilute to volume. Solution contains also 2000 μg/ml sodium.
Silver	(1) Dissolve 1.5748 g AgNO ₃ in water and dilute to volume. (2) Dissolve 1.000 g Ag in 10 ml of HNO ₃ ; dilute to volume. Store in amber glass container away from light.
Sodium	Dissolve 2.5421 g NaCl in water and dilute to volume.
Strontium	Dissolve a slurry of 1.6849 g SrCO ₃ in 300 ml of water by careful addition of 10 ml of HCl; after release of CO ₂ by swirling, dilute to volume.
Sulfur	Dissolve 4.122 g (NH ₄) ₂ SO ₄ in water and dilute to volume.
Tantalum	Transfer 1.000 g Ta (or 1.2210 g Ta ₂ O ₅) to Pt dish, add 20 ml of HF, and heat gently to complete the dissolution. Cool, add 40 ml of H ₂ SO ₄ and evaporate to heavy fumes of SO ₃ . Cool and dilute to volume with 50% H ₂ SO ₄ .
Tellurium	(1) Dissolve 1.2508 g TeO ₂ in 10 ml of HCl; dilute to volume. (2) Dissolve 1.000 g Te in 10 ml of warm HCl with dropwise addition of HNO ₃ , then dilute to volume.
Terbium	Dissolve 1.6692 g of TbCl ₃ in water, add 1 ml of HCl, and dilute to volume.
Thallium	Dissolve 1.3034 g TlNO ₃ in water and dilute to volume.
Thorium	Dissolve 2.3794 g Th(NO ₃) ₄ · 4H ₂ O in water, add 5 ml HNO ₃ , and dilute to volume.
Thulium	Dissolve 1.142 g Tm ₂ O ₃ in 50 ml of 2 M HCl; dilute to volume.
Tin	Dissolve 1.000 g Sn in 15 ml of warm HCl; dilute to volume.
Titanium	Dissolve 1.000 g Ti in 10 ml of H ₂ SO ₄ with dropwise addition of HNO ₃ ; dilute to volume with 5% H ₂ SO ₄ .
Tungsten	Dissolve 1.7941 g of Na ₂ WO ₄ · 2H ₂ O in water and dilute to volume.
Uranium	Dissolve 2.1095 g UO ₂ (NO ₃) ₂ · 6H ₂ O (or 1.7734 g uranyl acetate dihydrate) in water and dilute to volume.
Vanadium	Dissolve 2.2963 g NH ₄ VO ₃ in 100 ml of water plus 10 ml of HNO ₃ ; dilute to volume.
Ytterbium	Dissolve 1.6147 g YbCl ₃ in water and dilute to volume.
Yttrium	Dissolve 1.2692 g Y ₂ O ₃ in 50 ml of 2 M HCl and dilute to volume.
Zinc	Dissolve 1.000 g Zn in 10 ml of HCl; dilute to volume.
Zirconium	Dissolve 3.533 g ZrOCl ₂ · 8H ₂ O in 50 ml of 2 M HCl, and dilute to volume. Solution should be standardized.

11.7.1 General Reagents, Indicators, and Special Solutions

Unless otherwise stated, the term *g per liter* signifies grams of the formula indicated dissolved in water and made up to a liter of solution.

Acetic acid, HC₂H₃O₂—6*N*: 350 mL glacial acetic acid per liter.

Alcohol, amyl, C₅H₁₁OH: use as purchased.

Alcohol, ethyl, C₂H₅OH; 95% alcohol, as purchased.

Alizarin, dihydroxyanthraquinone (indicator): dissolve 0.1 g in 100 mL alcohol; pH range yellow 5.5–6.8 red.

Alizarin yellow R, sodium *p*-nitrobenzeneazosalicylate (indicator): dissolve 0.1 g in 100 mL water; pH range yellow 10.1–violet 12.1.

Alizarin yellow GG, salicyl yellow, sodium *m*-nitrobenzeneazosalicylate (indicator): dissolve 0.1 g in 100 mL 50% alcohol; pH range yellow 10.0–12.0 lilac.

Alizarin S, alizarin carmine, sodium alizarin sulfonate (indicator): dissolve 0.1 g in 100 mL water; pH range yellow 3.7–5.2 violet.

Aluminon (qualitative test for aluminum). The reagent consists of 0.1% solution of the ammonium salt of aurin tricarboxylic acid. A bright red precipitate, persisting in alkaline solution, indicates aluminum.

Aluminum chloride, AlCl_3 —0.5*N*: 22 g per liter.

Aluminum nitrate, $\text{Al}(\text{NO}_3)_3 \cdot 7.5\text{H}_2\text{O}$ —0.5*N*: 58 g per liter.

Aluminum sulfate, $\text{Al}_2(\text{SO}_4)_3 \cdot 18\text{H}_2\text{O}$ —0.5*N*: 55 g per liter.

Ammonium acetate, $\text{NH}_4\text{C}_2\text{H}_3\text{O}_2$ —3*N*: 231 g per liter.

Ammonium carbonate, $(\text{NH}_4)_2\text{CO}_3 \cdot \text{H}_2\text{O}$ —3*N*: 171 g per liter; for the anhydrous salt: 144 g per liter.

Ammonium chloride, NH_4Cl —3*N*: 161 g per liter.

Ammonium hydroxide, NH_4OH —15*N*: the concentrated solution which contains 28% NH_3 ; for 6*N*: 400 mL per liter.

Ammonium molybdate, $(\text{NH}_4)_2\text{MoO}_4$ —*N*: dissolve 88.3 g of solid $(\text{NH}_4)_6\text{Mo}_7\text{O}_{24} \cdot 4\text{H}_2\text{O}$ in 100 mL 6*N* NH_4OH . Add 240 g of solid NH_4NO_3 and dilute to 1 liter. Another method is to take 72 g of MoO_3 , add 130 mL of water and 75 mL of 15*N* NH_4OH ; stir mechanically until nearly all has dissolved, then add it to a solution of 240 mL concentrated HNO_3 and 500 mL of water; stir continuously while solutions are being mixed; allow to stand 3 days, filter, and use the clear filtrate.

Ammonium nitrate, NH_4NO_3 —*N*: 80 g per liter.

Ammonium oxalate, $(\text{NH}_4)_2\text{C}_2\text{O}_4 \cdot \text{H}_2\text{O}$ —0.5*N*: 40 g per liter.

Ammonium polysulfide (yellow ammonium sulfide), $(\text{NH}_4)_2\text{S}_x$: allow the colorless $(\text{NH}_4)_2\text{S}$ to stand, or add sulfur.

Ammonium sulfate, $(\text{NH}_4)_2\text{SO}_4$ —0.5*N*: 33 g per liter; saturated: dissolve 780 g of $(\text{NH}_4)_2\text{SO}_4$ in water and make up to a liter.

Ammonium sulfide (colorless), $(\text{NH}_4)_2\text{S}$ —saturated: pass H_2S through 200 mL of concentrated NH_4OH in the cold until no more gas is dissolved, add 200 mL NH_4OH and dilute with water to a liter; the addition of 15 g of sulfur is sufficient to make the polysulfide.

Antimony pentachloride, SbCl_5 —0.5*N*: 39 g per liter.

Antimony trichloride, SbCl_3 —0.5*N*: 38 g per liter.

Aqua regia: mix 3 parts of concentrated HCl and 1 part of concentrated HNO_3 just before ready to use.

Arsenic acid, $\text{H}_3\text{AsO}_4 \cdot 0.5\text{H}_2\text{O}$ —0.5*N* ($= \frac{1}{2}\text{H}_3\text{AsO}_4 \div 5$): 15 g per liter.

Arsenous oxide, As_2O_3 —0.25*N*: 8 g per liter for saturation.

Aurichloric acid, $\text{HAuCl}_4 \cdot 3\text{H}_2\text{O}$: dissolve in ten parts of water.

Aurin, *see* rosolic acid.

Azolitmin solution (indicator); make up a 1% solution of azolitmin by boiling in water for 5 minutes; it may be necessary to add a small amount of NaOH to make the solution neutral; pH range red 4.5–8.3 blue.

Bang's reagent (for glucose estimation): dissolve 100 g of K_2CO_3 , 66 g of KCl, and 160 of $KHCO_3$ in the order given in about 700 mL of water at 30°C. Add 4.4 g of copper sulfate and dilute to 1 liter after the CO_2 is evolved. This solution should be shaken only in such a manner as not to allow the entry of air. After 24 hours 300 mL diluted to a liter with saturated KCl solution, shaken gently and used after 24 hours; 50 mL \equiv 10 mg glucose.

Barfoed's reagent (test for glucose): dissolve 66 g of cupric acetate and 10 mL of glacial acetic acid in water and dilute to 1 liter.

Barium chloride, $BaCl_2 \cdot 2H_2O$ —0.5*N*: 61 g per liter.

Barium hydroxide, $Ba(OH)_2 \cdot 8H_2O$ —0.2*N*: 32 g per liter for saturation.

Barium nitrate, $Ba(NO_3)_2$ —0.5*N*: 65 g per liter.

Baudisch's reagent: *see* cupferron.

Benedict's qualitative reagent (for glucose): dissolve 173 g of sodium citrate and 100 g of anhydrous sodium carbonate in about 600 mL of water, and dilute to 850 mL; dissolve 17.3 g of $CuSO_4 \cdot 5H_2O$ in 100 mL of water and dilute to 150 mL; this solution is added to the citrate-carbonate solution with constant stirring. *See also* the quantitative reagent below.

Benedict's quantitative reagent (sugar in urine): This solution contains 18 g copper sulfate, 100 g of anhydrous sodium carbonate, 200 g of potassium citrate, 125 g of potassium thiocyanate, and 0.25 g of potassium ferrocyanide per liter; 1 mL of this solution \equiv 0.002 g sugar.

Benzidine hydrochloride solution (for sulfate determination): mix 6.7 g of benzidine [$C_{12}H_8(NH_2)_2$] or 8.0 g of the hydrochloride [$C_{12}H_8(NH_2)_2 \cdot 2HCl$] into a paste with 20 mL of water; add 20 mL of HCl (sp. gr. 1.12) and dilute the mixture to 1 liter with water; each mL of this solution is equivalent to 0.00357 g H_2SO_4 .

Benzopurpurine 4B (indicator): dissolve 0.1 g in 100 mL water; pH range blue-violet 1.3–4.0 red.

Benzoyl auramine (indicator): dissolve 0.25 g in 100 mL methyl alcohol; pH range violet 5.0–5.6 pale yellow. Since this compound is not stable in aqueous solution, hydrolyzing slowly in neutral medium, more rapidly in alkaline, and still more rapidly in acid solution, the indicator should not be added until one is ready to titrate. The acid quinoid form of the compound is dichroic, showing a red-violet in thick layers and blue in thin. At a pH of 5.4 the indicator appears a neutral gray color by daylight or a pale red under tungsten light. The change to yellow is easily recognized in either case. Cf. Scanlan and Reid, *Ind. Eng. Chem., Anal. Ed.* **7**:125 (1935).

Bertrand's reagents (glucose estimation): (a) 40 g of copper sulfate diluted to 1 liter; (b) rochelle salt 200 g, NaOH 150 g, and sufficient water to make 1 liter; (c) ferric sulfate 50 g, H_2SO_4 200 g, and sufficient water to make 1 liter; (d) $KMnO_4$ 5 g and sufficient water to make 1 liter.

Bial's reagent (for pentoses): dissolve 1 g of orcinol in 500 mL of 30% HCl to which 30 drops of a 10% ferric chloride solution have been added.

Bismuth chloride, $BiCl_3$ —0.5*N*: 52 g per liter, using 1 : 5 HCl in place of water.

Bismuth nitrate, $Bi(N_2O_3)_3 \cdot 5H_2O$ —0.25*N*: 40 g per liter, using 1 : 5 HNO_3 in place of water.

Bismuth standard solution (quantitative color test for Bi): dissolve 1 g of bismuth in a mixture of 3 mL of concentrated HNO_3 and 2.8 mL of H_2O and make up to 100 mL with glycerol. Also dissolve 5 g of KI in 5 mL of water and make up to 100 mL with glycerol. The two solutions are used together in the colorimetric estimation of Bi.

Boutron-Boudet solution: *see* soap solution.

- Bromchlorophenol blue**, dibromodichlorophenol-sulfonphthalein (indicator): dissolve 0.1 g in 8.6 mL 0.02 *N* NaOH and dilute with water to 250 mL; pH range yellow 3.2–4.8 blue.
- Bromcresol green**, tetrabromo-*m*-cresol-sulfonphthalein (indicator): dissolve 0.1 g in 7.15 mL 0.02 *N* NaOH and dilute with water to 250 mL; or, 0.1 g in 100 mL 20% alcohol; pH range yellow 4.0–5.6 blue.
- Bromcresol purple**, dibromo-*o*-cresol-sulfonphthalein (indicator): dissolve 0.1 g in 9.5 mL 0.02 *N* NaOH and dilute with water to 250 mL; or, 0.1 g in 100 mL 20% alcohol; pH range yellow 5.2–6.8 purple.
- Bromine water**, saturated solution: to 400 mL water add 20 mL of bromine; use a glass stopper coated with petrolatum.
- Bromphenol blue**, tetrabromophenol-sulfonphthalein (indicator): dissolve 0.1 g in 7.45 mL 0.02 *N* NaOH and dilute with water to 250 mL; or, 0.1 g in 100 mL 20% alcohol; pH range yellow 3.6–4.6 violet-blue.
- Bromphenol red**, dibromophenol-sulfonphthalein (indicator): dissolve 0.1 g in 9.75 mL 0.02 *N* NaOH and dilute with water to 250 mL; pH range yellow 5.2–7.0 red.
- Bromthymol blue**, dibromothymol-sulfonphthalein (indicator): dissolve 0.1 g in 8.0 mL 0.02 *N* NaOH and dilute with water to 250 mL; or, 0.1 g in 100 mL of 20% alcohol; pH range yellow 6.0–7.6 blue.
- Brucke's reagent** (protein precipitant): dissolve 50 g of KI in 500 mL of water, saturate with HgI₂ (about 120 g), and dilute to 1 liter.
- Cadmium chloride**, CdCl₂—0.5*N*: 46 g per liter.
- Cadmium nitrate**, Cd(NO₃)₂ · 4H₂O—0.5*N*: 77 g per liter.
- Cadmium sulfate**, CdSO₄ · 4H₂O—0.5*N*: 70 g per liter.
- Calcium chloride**, CaCl₂ · 6H₂O—0.5*N*: 55 g per liter.
- Calcium hydroxide**, Ca(OH)₂—0.04*N*: 10 g per liter for saturation.
- Calcium nitrate**, Ca(NO₃)₂ · 4H₂O—0.5*N*: 59 g per liter.
- Calcium sulfate**, CaSO₄ · 2H₂O—0.03*N*: mechanically stir 10 g in a liter of water for 3 hours; decant and use the clear liquid.
- Carbon disulfide**, CS₂: commercial grade which is colorless.
- Chloride reagent**: dissolve 1.7 g of AgNO₃ and 25 g KNO₃ in water, add 17 mL of concentrated NH₄OH and make up to 1 liter with water.
- Chlorine water**, saturated solution: pass chlorine gas into small amounts of water as needed; solutions deteriorate on standing.
- Chloroform**, CHCl₃: commercial grade.
- Chloroplatinic acid**, H₂PtCl₆ · 6H₂O—10% solution: dissolve 1 g in 9 mL of water; keep in a dropping bottle.
- Chlorphenol red**, dichlorophenol-sulfonphthalein (indicator): dissolve 0.1 g in 11.8 mL 0.02 *N* NaOH and dilute with water to 250 mL; or, 0.1 g in 100 mL 20% alcohol; pH range yellow 5.2–6.6 red.
- Chromic chloride**, CrCl₃—0.5*N*: 26 g per liter.
- Chromic nitrate**, Cr(NO₃)₃—0.5*N*: 40 g per liter.
- Chromic sulfate**, Cr₂(SO₄)₃ · 18H₂O—0.5*N*: 60 g per liter.
- Cobaltous nitrate**, Co(NO₃)₂ · 6H₂O—0.5*N*: 73 g per liter.

Cobaltous sulfate, $\text{CoSO}_4 \cdot 7\text{H}_2\text{O}$ —0.5*N*: 70 g per liter.

Cochineal (indicator): triturate 1 g with 75 mL alcohol and 75 mL water, let stand for two days and filter; pH range red 4.8–6.2 violet.

Congo red, sodium tetrazodiphenyl-naphthionate (indicator): dissolve 0.1 g in 100 mL water; pH range blue 3.0–5.2 red.

Corallin (indicator): *see* rosolic acid.

Cresol red, *o*-cresol-sulfonphthalein (indicator): dissolve 0.1 g in 13.1 mL 0.02*N* NaOH and dilute with water to 250 mL; or, 0.1 g in 100 mL 20% alcohol; pH range yellow 7.2–8.8 red.

***o*-Cresolphthalein** (indicator): dissolve 0.1 g in 250 mL alcohol; pH range colorless 8.2–10.4 red.

Cupferron (iron analysis): dissolve 6 g of ammonium nitrosophenyl-hydroxylamine (cupferron) in water and dilute to 100 mL. This solution is stable for about one week if protected from light.

Cupric chloride, $\text{CuCl}_2 \cdot 2\text{H}_2\text{O}$ —0.5*N*: 43 g per liter.

Cupric nitrate, $\text{Cu}(\text{NO}_3)_2 \cdot 6\text{H}_2\text{O}$ —0.5*N*: 74 g per liter.

Cupric sulfate, $\text{CuSO}_4 \cdot 5\text{H}_2\text{O}$ —0.5*N*: 62 g per liter.

Cuprous chloride, CuCl —0.5*N*: 50 g per liter, using 1 : 5 HCl in place of water.

Cuprous chloride, acid (for gas analysis, absorption of CO): cover the bottom of a 2-liter bottle with a layer of copper oxide $\frac{3}{8}$ inch deep, and place a bundle of copper wire an inch thick in the bottle so that it extends from the top to the bottom. Fill the bottle with HCl (sp. gr. 1.10). The bottle is shaken occasionally, and when the solution is colorless or nearly so, it is poured into half-liter bottles containing copper wire. The large bottle may be filled with hydrochloric acid, and by adding the oxide or wire when either is exhausted, a constant supply of the reagent is available.

Cuprous chloride, ammoniacal: this solution is used for the same purpose and is made in the same manner as the acid cuprous chloride above, except that the acid solution is treated with ammonia until a faint odor of ammonia is perceptible. Copper wire should be kept with the solution as in the acid reagent.

Curcumin (indicator): prepare a saturated aqueous solution; pH range yellow 6.0–8.0 brownish red.

Dibromophenol-tetrabromophenol-sulfonphthalein (indicator): dissolve 0.1 g in 1.21 mL 0.1*N* NaOH and dilute with water to 250 mL; pH range yellow 5.6–7.2 purple.

Dimethyl glyoxime, $(\text{CH}_3\text{CNOH})_2$ —0.01*N*: 6 g in 500 mL of 95% alcohol.

2,4-Dinitrophenol (indicator): dissolve 0.1 g in a few mL alcohol, then dilute with water to 100 mL; pH range colorless 2.6–4.0 yellow.

2,5-Dinitrophenol (indicator): dissolve 0.1 g in 20 mL alcohol, then dilute with water to 100 mL; pH range colorless 4–5.8 yellow.

2,6-Dinitrophenol (indicator): dissolve 0.1 g in a few mL alcohol, then dilute with water to 100 mL; pH range colorless 2.4–4.0 yellow.

Esbach's reagent (estimation of proteins): dissolve 10 g of picric acid and 20 g of citric acid in water and dilute to 1 liter.

Eschka's mixture (sulfur in coal): mix 2 parts of porous calcined MgO with 1 part of anhydrous Na_2CO_3 ; not a solution but a dry mixture.

Ether, $(\text{C}_2\text{H}_5)_2\text{O}$ —use commercial grade.

***p*-Ethoxychrysoidine**, *p*-ethoxybenzeneazo-*m*-phenylenediamine (indicator): dissolve 0.1 g of the base in 100 mL 90% alcohol; or, 0.1 g of the hydrochloride salt in 100 mL water; pH range red 3.5–5.5 yellow.

Ethyl bis-(2,4-dinitrophenyl) acetate (indicator): the stock solution is prepared by saturating a solution containing equal volumes of alcohol and acetone with the indicator; pH range colorless 7.4–9.1 deep blue. This compound is available commercially. The preparation of this compound is described by Fehnel and Amstutz, *Ind. Eng. Chem., Anal. Ed.* **16**:53 (1944), and by von Richter, *Ber.* **21**:2470 (1888), who recommended it for the titration of orange- and red-colored solutions or dark oils in which the endpoint of phenol-phthalein is not easily visible. The indicator is an orange solid which after crystallization from benzene gives pale yellow crystals melting at 150–153.5°C, uncorrected.

Fehling's solution (sugar detection and estimation): (a) Copper sulfate solution: dissolve 34.639 g of $\text{CuSO}_4 \cdot 5\text{H}_2\text{O}$ in water and dilute to 500 mL. (b) Alkaline tartrate solution: dissolve 173 g of rochelle salts ($\text{KNaC}_4\text{O}_6 \cdot 4\text{H}_2\text{O}$) and 125 g of KOH in water and dilute to 500 mL. Equal volumes of the two solutions are mixed just prior to use. The Methods of the Assoc. of Official Agricultural Chemists give 50 g of NaOH in place of the 125 g KOH.

Ferric chloride, FeCl_3 —0.5*N*: 27 g per liter.

Ferric nitrate, $\text{Fe}(\text{NO}_3)_3 \cdot 9\text{H}_2\text{O}$ —0.5*N*: 67 g per liter.

Ferrous ammonium sulfate, Mohr's salt, $\text{FeSO}_4 \cdot (\text{NH}_4)_2\text{SO}_4 \cdot 6\text{H}_2\text{O}$ —0.5*N*: 196 g per liter.

Ferrous sulfate, $\text{FeSO}_4 \cdot 7\text{H}_2\text{O}$ —0.5*N*: 80 g per liter; add a few drops of H_2SO_4 .

Folin's mixture (for uric acid): dissolve 500 g of ammonium sulfate, 5 g of uranium acetate, and 6 mL of glacial acetic acid, in 650 mL of water. The volume is about a liter.

Formal or Formalin: use the commercial 40% solution of formaldehyde.

Froehde's reagent (gives characteristic colorations with certain alkaloids and glycosides): dissolve 0.01 g of sodium molybdate in 1 mL of concentrated H_2SO_4 ; use only a freshly prepared solution.

Gallein (indicator): dissolve 0.1 g in 100 mL alcohol; pH range light brown-yellow 3.8–6.6 rose.

Glyoxylic acid solution (protein detection): cover 10 g of magnesium powder with water and slowly add 250 mL of a saturated oxalic solution, keeping the mixture cool; filter off the magnesium oxalate, acidify the filtrate with acetic acid and make up to a liter with water.

Guaiacum tincture: dissolve 1 g of guaiacum in 100 mL of alcohol.

Gunzberg's reagent (detection of HCl in gastric juice): dissolve 4 g of phloroglucinol and 2 g of vanillin in 100 mL of absolute alcohol; use only a freshly prepared solution.

Hager's reagent (for alkaloids): this reagent is a saturated solution of picric acid in water.

Hanus solution (for determination of iodine number): dissolve 13.2 g of iodine in a liter of glacial acetic acid that will not reduce chromic acid; add sufficient bromine to double the halogen content determined by titration (3 mL is about the right amount). The iodine may be dissolved with the aid of heat, but the solution must be cold when the bromine is added.

Hematoxylin (indicator): dissolve 0.5 g in 100 mL alcohol; pH range yellow 5.0–6.0.

Heptamethoxy red, 2,4,6,2',4',2'',4''-heptamethoxytriphenyl carbinol (indicator): dissolve 0.1 g in 100 mL alcohol; pH range red 5.0–7.0 colorless.

Hydriodic acid, HI—0.5*N*: 64 g per liter.

Hydrobromic acid, HBr—0.5*N*: 40 g per liter.

Hydrochloric acid, HCl—5*N*: 182 g per liter; sp. gr. 1.084.

Hydrofluoric acid, H_2F_2 —48% solution: use as purchased, and keep in the special container.

Hydrogen peroxide, H_2O_2 —3% solution: use as purchased.

Hydrogen sulfide, H_2S : prepare a saturated aqueous solution.

Indicator solutions: a number of indicator solutions are listed in this section under the names of the indicators; e.g., alizarin, aurin, azolitmin, et al., which follow alphabetically. *See also* various index entries.

Indigo carmine, sodium indigodisulfonate (indicator): dissolve 0.25 g in 100 mL 50% alcohol; pH range blue 11.6–14.0 yellow.

Indo-oxine, 5,8-quinolinequinone-8-hydroxy-5-quinoyl-5-imide (indicator): dissolve 0.05 g in 100 mL alcohol; pH range red 6.0–8.0 blue. Cf. Berg and Becker, *Z. Anal. Chem.* **119**:81 (1940).

Iodeosin, tetraiodofluorescein (indicator): dissolve 0.1 g in 100 mL ether saturated with water; pH range yellow 0—about 4 rose-red; *see also* under methyl orange.

Iodic acid, HIO_3 —0.5N ($\text{HIO}_3/12$): 15 g per liter.

Iodine: *see* tincture of iodine.

Lacmoid (indicator): dissolve 0.5 g in 100 mL alcohol; pH range red 4.4–6.2 blue.

Lead acetate, $\text{Pb}(\text{C}_2\text{H}_3\text{O}_2)_2 \cdot 3\text{H}_2\text{O}$ —0.5N: 95 g per liter.

Lead chloride, PbCl_2 —saturated solution is 1/7N.

Lead nitrate, $\text{Pb}(\text{NO}_3)_2$ —0.5N: 83 g per liter.

Lime water: *see* calcium hydroxide.

Litmus (indicator): powder the litmus and make up a 2% solution in water by boiling for 5 minutes; pH range red 4.5–8.3 blue.

Magnesia mixture: 100 g of MgSO_4 , 200 g of NH_4Cl , 400 mL of NH_4Cl , 800 mL of water; each mL \equiv 0.01 g phosphorus (P).

Magnesium chloride, $\text{MgCl}_2 \cdot 6\text{H}_2\text{O}$ —0.5N: 50 g per liter.

Magnesium nitrate, $\text{Mg}(\text{NO}_3)_2 \cdot 6\text{H}_2\text{O}$ —0.5N: 64 g per liter.

Magnesium sulfate, epsom salts, $\text{MgSO}_4 \cdot 7\text{H}_2\text{O}$ —0.5N: 62 g per liter; saturated solution dissolve 600 g of the salt in water and dilute to 1 liter.

Manganous chloride, $\text{MnCl}_2 \cdot 4\text{H}_2\text{O}$ —0.5N: 50 g per liter.

Manganous nitrate, $\text{Mn}(\text{NO}_3)_2 \cdot 6\text{H}_2\text{O}$ —0.5N: 72 g per liter.

Manganous sulfate, $\text{MnSO}_4 \cdot 7\text{H}_2\text{O}$ —0.5N: 69 g per liter.

Marme's reagent (gives yellowish-white precipitate with salts of alkaloids): saturate a boiling solution of 4 parts of KI in 12 parts of water with CdI_2 ; then add an equal volume of cold saturated KI solution.

Marquis reagent (gives a purple-red coloration, then violet, then blue with morphine, codeine, dionine, and heroine): mix 3 mL of concentrated H_2SO_4 with 3 drops of a 35% formaldehyde solution.

Mayer's reagent (gives white precipitate with most alkaloids in a slightly acid solution): dissolve 13.55 g of HgCl_2 and 50 g of KI in a liter of water.

Mercuric chloride, HgCl_2 —0.5N: 68 g per liter.

Mercuric nitrate, $\text{Hg}(\text{NO}_3)_2$ —0.5N: 81 g per liter.

Mercuric sulfate, HgSO_4 —0.5N: 74 g per liter.

Mercurous nitrate, HgNO_3 : mix 1 part of HgNO_3 , 20 parts of H_2O , and 1 part of HNO_3 .

Metacresol purple, *m*-cresol-sulfonphthalein (indicator): dissolve 0.1 g in 13.6 mL 0.02*N* NaOH and dilute with water to 250 mL; acid pH range red 0.5–2.5 yellow, alkaline pH range yellow 7.4–9.0 purple.

Metanil yellow, diphenylaminoazo-*m*-benzene sulfonic acid (indicator): dissolve 0.25 g in 100 mL alcohol; pH range red 1.2–2.3 yellow.

Methyl green, hexamethylpararosanine hydroxymethylate (component of mixed indicator): dissolve 0.1 g in 100 mL alcohol; when used with equal parts of hexamethoxytriphenyl carbinol gives color change from violet to green at a titration exponent (pI) of 4.0.

Methyl orange, orange III, tropeolin D, sodium *p*-dimethylaminoazobenzenesulfonate (indicator): dissolve 0.1 g in 100 mL water; pH range red 3.0–4.4 orange-yellow. If during a titration where methyl yellow is being used a precipitate forms which tends to remove the indicator from the aqueous phase, methyl orange will be found to be a more suitable indicator. This occurs, for example, in titrations of soaps with acids. The fatty acids, liberated by the titration, extract the methyl yellow so that the endpoint cannot be perceived. Likewise methyl orange is more suitable for titrations in the presence of immiscible organic solvents such as carbon tetrachloride or ether used in the extraction of alkaloids for analysis. Iodeosin (*q.v.*) has also been proposed as an indicator for such cases. Cf. Mylius and Foerster, *Ber.* **24**:1482 (1891); *Z. Anal. Chem.* **31**:240 (1892).

Methyl red, *p*-dimethylaminoazobenzene-*o'*-carboxylic acid (indicator): dissolve 0.1 g in 18.6 mL of 0.02*N* NaOH and dilute with water to 250 mL; or, 0.1 g in 60% alcohol; pH range red 4.4–6.2 yellow.

Methyl violet (indicator): dissolve 0.25 g in 100 mL water, pH range blue 1.5–3.2 violet.

Methyl yellow, *p*-dimethylaminoazobenzene, benzeneazodimethylaniline (indicator): dissolve 0.1 g in 200 mL alcohol; pH range red 2.9–4.0 yellow. The color change from yellow to orange can be perceived somewhat more sharply than the change of methyl orange from orange to rose, so that methyl yellow seems to deserve preference in many cases. *See also* under methyl orange.

Methylene blue, *N,N,N',N'*-tetramethylthionine (component of mixed indicator): dissolve 0.1 g in 100 mL alcohol; when used with equal part of methyl yellow gives color change from blue-violet to green at a titration exponent (pI) of 3.25; when used with equal part of 0.2% methyl red in alcohol gives color change from red-violet to green at a titration exponent (pI) of 5.4; when used with an equal part of neutral red gives color change from violet-blue to green at a titration exponent (pI) of 7.0.

Millon's reagent (gives a red precipitate with certain proteins and with various phenols): dissolve 1 part of mercury in 1 part of HNO_3 (sp. gr. 1.40) with gentle heating, then add 2 parts of water; a few crystals of KNO_3 help to maintain the strength of the reagent.

Mohr's salt: *see* ferrous ammonium sulfate.

α -Naphthol solution: dissolve 144 g of α -naphthol in enough alcohol to make a liter of solution.

α -Naphtholbenzein (indicator): dissolve 0.1 g in 100 mL 70% alcohol; pH range colorless 9.0–11.0 blue.

α -Naphtholphthalein (indicator): dissolve 0.1 g in 50 mL alcohol and dilute with water to 100 mL; pH range pale yellow-red 7.3–8.7 green.

Nessler's reagent (for free ammonia): dissolve 50 g of KI in the least possible amount of cold water; add a saturated solution of HgCl_2 until a very slight excess is indicated; add 400 mL of a 50% solution of KOH; allow to settle, make up to a liter with water, and decant.

Neutral red, toluylene red, dimethyldiaminophenazine chloride, aminodimethylaminotoluphenazine hydrochloride (indicator): dissolve 0.1 g in 60 mL alcohol and dilute with water to 100 mL; pH range red 6.8–8.0 yellow-orange.

Nickel chloride, $\text{NiCl}_2 \cdot 6\text{H}_2\text{O}$ —0.5*N*: 59 g per liter.

Nickel nitrate, $\text{Ni}(\text{NO}_3)_2 \cdot 6\text{H}_2\text{O}$ —0.5*N*: 73 g per liter.

Nickel sulfate, $\text{NiSO}_4 \cdot 6\text{H}_2\text{O}$ —0.5*N*: 66 g per liter.

Nitramine, picrylmethylnitramine, 2,4,6-trinitrophenylmethyl nitramine (indicator): dissolve 0.1 g in 60 mL alcohol and dilute with water to 100 mL; pH range colorless 10.8–13.0 red-brown; the solution should be kept in the dark as nitramine is unstable; on boiling with alkali it decomposes quickly. Fresh solutions should be prepared every few months.

Nitric acid, HNO_3 —5*N*: 315 g per liter; sp. gr. 1.165.

Nitrohydrochloric acid: *see* aqua regia.

***p*-Nitrophenol** (indicator): dissolve 0.2 g in 100 mL water; pH range colorless at about 5–7 yellow.

Nitroso- β -naphthol, $\text{HOC}_{10}\text{H}_6\text{NO}$ —saturated solution: saturate 100 mL of 50% acetic acid with the solid.

Nylander's solution (detection of glucose): dissolve 40 g of rochelle salt and 20 g of bismuth subnitrate in 1000 mL of an 8% NaOH solution.

Obermayer's reagent (detection of indoxyl in urine): dissolve 4 g of FeCl_3 in a liter of concentrated HCl.

Orange III (indicator): *see* under methyl orange.

Oxalic acid, $\text{H}_2\text{C}_2\text{O}_4 \cdot 2\text{H}_2\text{O}$: dissolve in ten parts of water.

Pavy's solution (estimation of glucose): mix 120 mL of Fehling's solution and 300 mL of ammonium hydroxide (sp. gr. 0.88), and dilute to a liter with water.

Perchloric acid, HClO_4 —60%: use as purchased.

Phenol red, phenol-sulfonphthalein (indicator): dissolve 0.1 g in 14.20 mL 0.02*N* NaOH and dilute with water to 250 mL; or, 0.1 g in 100 mL 20% alcohol; pH range yellow 6.8–8.0 red.

Phenol solution: dissolve 20 g of phenol (carbolic acid) in a liter of water.

Phenol sulfonic acid (determination of nitrogen as nitrate; water analysis for nitrate): dissolve 25 g pure, white phenol in 150 mL of pure concentrated H_2SO_4 , add 75 mL of fuming H_2SO_4 (15% SO_3), stir well and heat for two hours at 100°C.

Phenolphthalein (indicator): dissolve 1 g in 60 mL of alcohol and dilute with water to 100 mL; pH range colorless 8.2–10.0 red.

Phosphoric acid, *ortho*, H_3PO_4 —0.5*N*: 16 g per liter.

Poirrer blue C4B (indicator): dissolve 0.2 g in 100 mL water; pH range blue 11.0–13.0 red.

Potassium acid antimonate, KH_2SbO_4 —0.1*N*: boil 23 g of the salt with 950 mL of water for 5 minutes, cool rapidly and add 35 mL of 6*N* KOH; allow to stand for one day, filter dilute filtrate to a liter.

Potassium arsenate, K_3AsO_4 —0.5*N* ($\text{K}_3\text{AsO}_4/10$): 26 g per liter.

Potassium arsenite, KAsO_2 —0.5*N* ($\text{KAsO}_2/6$): 24 g per liter.

Potassium bromate, KBrO_3 —0.5*N* ($\text{KBrO}_3/12$): 14 g per liter.

Potassium bromide, KBr —0.5*N*: 60 g per liter.

Potassium carbonate, K_2CO_3 —3*N*: 207 g per liter.

Potassium chloride, KCl —0.5*N*: 37 g per liter.

Potassium chromate, K_2CrO_4 —0.5*N*: 49 g per liter.

Potassium cyanide, KCN —0.5*N*: 33 g per liter.

Potassium dichromate, $K_2Cr_2O_7$ —0.5*N* ($K_2Cr_2O_7/8$): 38 g per liter.

Potassium ferricyanide, $K_3Fe(CN)_6$ —0.5*N*: 55 g per liter.

Potassium ferrocyanide, $K_4Fe(CN)_6 \cdot 3H_2O$ —0.5*N*: 53 g per liter.

Potassium hydroxide, KOH —5*N*: 312 g per liter.

Potassium iodate, KIO_3 —0.5*N* ($KIO_3/12$): 18 g per liter.

Potassium iodide, KI —0.5*N*: 83 g per liter.

Potassium nitrate, KNO_3 —0.5*N*: 50 g per liter.

Potassium nitrate, KNO_2 —6*N*: 510 g per liter.

Potassium permanganate, $KMnO_4$ —0.5*N* ($KMnO_4/10$): 16 g per liter.

Potassium pyrogallate (oxygen in gas analysis): weigh out 5 g of pyrogallol (pyrogallic acid), and pour upon it 100 mL of a KOH solution. If the gas contains less than 28% of oxygen, the KOH solution should be 500 g KOH in a liter of water; if there is more than 28% of oxygen in the gas, the KOH solution should be 120 g of KOH in 100 mL of water.

Potassium sulfate, K_2SO_4 —0.5*N*: 44 g per liter.

Potassium thiocyanate, $KCNS$ —0.5*N*: 49 g per liter.

Precipitating reagent (for group II, anions): dissolve 61 g of $BaCl_2 \cdot 2H_2O$ and 52 g of $CaCl_2 \cdot 6H_2O$ in water and dilute to 1 liter. If the solution becomes turbid, filter and use filtrate.

Quinaldine red (indicator): dissolve 0.1 g in 100 mL alcohol; pH range colorless 1.4–3.2 red.

Quinoline blue, cyanin (indicator): dissolve 1 g in 100 mL alcohol; pH range colorless 6.6–8.6 blue.

Rosolic acid, aurin, corallin, corallinphthalein, 4,4'-dihydroxy-fuchson, 4,4'-dihydroxy-3-methyl-fuchson (indicator): dissolve 0.5 g in 50 mL alcohol and dilute with water to 100 mL.

Salicyl yellow (indicator): *see* alizarin yellow GG.

Scheibler's reagent (precipitates alkaloids, albumoses and peptones): dissolve sodium tungstate in boiling water containing half its weight of phosphoric acid (sp. gr. 1.13); on evaporation of this solution, crystals of phosphotungstic acid are obtained. A 10% solution of phosphotungstic acid in water constitutes the reagent.

Schweitzer's reagent (dissolves cotton, linen, and silk, but not wool); add NH_4Cl and $NaOH$ to a solution of copper sulfate. The blue precipitate is filtered off, washed, pressed, and dissolved in ammonia (sp. gr. 0.92).

Silver nitrate, $AgNO_3$ —0.25*N*: 43 g per liter.

Silver sulfate, Ag_2SO_4 —*N*/13 (saturated solution): stir mechanically 10 g of the salt in a liter of water for 3 hours; decant and use the clear liquid.

Soap solution (for hardness in water): (a) *Clark's or A.P.H.A. Stand. Methods*—prepare stock solution of 100 g of pure powdered castile soap in a liter of 80% ethyl alcohol; allow to stand over night and decant. Titrate against $CaCl_2$ solution (0.5 g $CaCO_3$ dissolved in a concentrated HCl , neutralized with NH_4OH to slight alkalinity using litmus as the indicator, make up to 500 mL; 1 mL of this solution is equivalent to 1 mg $CaCO_3$) and dilute with 80% alcohol until 1 mL of the resulting solution is equivalent to 1 mL of the standard $CaCl_2$ making due allowance

for the lather factor (the lather factor is that amount of standard soap solution required to produce a permanent lather in a 50-mL portion of distilled water). One milliliter of this solution after subtracting the lather factor is equivalent to 1 mg of CaCO_3 . (b) *Boutron-Bouquet*—dissolve 100 g of pure castile soap in about 2500 mL of 56% ethyl alcohol and adjust so that 2.4 mL will give a permanent lather with 40 mL of a solution containing 0.59 g $\text{Ba}(\text{NO}_3)_2$ per liter of water; 2.4 mL of this solution is equivalent to 22 French degrees or 220 parts per million of hardness (as CaCO_3) on a 40-mL sample of water.

Sodium acetate, $\text{Na}_2\text{C}_2\text{H}_3\text{O}_2 \cdot 3\text{H}_2\text{O}$: dissolve 1 part of the salt in 10 parts of water.

Sodium acetate, acid: dissolve 100 g of sodium acetate and 30 mL of glacial acetic acid in water and dilute to 1 liter.

Sodium bismuthate (oxidation of manganese): heat 20 parts of NaOH nearly to redness in an iron or nickel crucible, and add slowly 10 parts of basic bismuth nitrate which has been previously dried. Add 2 parts of sodium peroxide, and pour the brownish-yellow fused mass on an iron plate to cool. When cold break up in a mortar, extract with water, and collect on an asbestos filter.

Sodium carbonate, Na_2CO_3 — $3N$: 159 g per liter; one part Na_2CO_3 , or 2.7 parts of the crystalline $\text{Na}_2\text{CO}_3 \cdot 10\text{H}_2\text{O}$ in 5 parts of water.

Sodium chloride, NaCl — $0.5N$: 29 g per liter.

Sodium chloroplatinite, Na_2PtCl_4 : dissolve 1 part of the salt in 12 parts of water.

Sodium cobaltinitrite, $\text{Na}_2\text{Co}(\text{NO}_2)_6$ — $0.3N$: dissolve 230 g of NaNO_2 in 500 mL of water, add 160 mL of $6N$ acetic acid and 35 g of $\text{Co}(\text{NO}_3)_2 \cdot 6\text{H}_2\text{O}$. Allow to stand one day, filter, and dilute the filtrate to a liter.

Sodium hydrogen phosphate, $\text{Na}_2\text{HPO}_4 \cdot 12\text{H}_2\text{O}$ — $0.5N$: 60 g liter.

Sodium hydroxide, NaOH — $5N$: 220 g per liter.

Sodium hydroxide, alcoholic: dissolve 20 g of NaOH in alcohol and dilute to 1 liter with alcohol.

Sodium hypobromite: dissolve 100 g of NaOH in 250 mL of water and add 25 mL of bromine.

Sodium nitrate, NaNO_3 — $0.5N$: 43 g per liter.

Sodium nitroprusside (for sulfur detection): dissolve about 1 g of sodium nitroprusside in 10 mL of water; as the solution deteriorates on standing, only freshly prepared solutions should be used. This compound is also called sodium nitroferrocyanide and has the formula $\text{Na}_2\text{Fe}(\text{NO})(\text{CN})_5 \cdot 2\text{H}_2\text{O}$.

Sodium polysulfide, Na_2S_x : dissolve 480 g of $\text{Na}_2\text{S} \cdot 9\text{H}_2\text{O}$ in 500 mL of water, add 40 g of NaOH and 18 g of sulfur, stir mechanically and dilute to 1 liter with water.

Sodium sulfate, Na_2SO_4 — $0.5N$: 35 g per liter.

Sodium sulfide, Na_2S : saturate NaOH solution with H_2S , then add as much NaOH as was used in the original solution.

Sodium sulfite, $\text{Na}_2\text{SO}_3 \cdot 7\text{H}_2\text{O}$ — $0.5N$: 63 g per liter.

Sodium sulfite, acid (saturated): dissolve 600 g of NaHSO_3 in water and dilute to 1 liter; for the preparation of addition compounds with aldehydes and ketones: prepare a saturated solution of sodium carbonate in water and saturate with sulfur dioxide.

Sodium tartrate, acid, $\text{NaHC}_4\text{H}_4\text{O}_6$: dissolve 1 part of the salt in 10 parts of water.

Sodium thiosulfate, $\text{Na}_2\text{S}_2\text{O}_3 \cdot 5\text{H}_2\text{O}$: one part of the salt in 40 parts of water.

Sonnenschein's reagent (alkaloid detection): a nitric acid solution of ammonium molybdate is treated with phosphoric acid. The precipitate so produced is washed and boiled with aqua regia

until the ammonium salt is decomposed. The solution is evaporated to dryness and the residue is dissolved in 10% HNO_3 .

Stannic chloride, SnCl_4 —0.5*N*: 33 g per liter.

Stannous chloride, $\text{SnCl}_2 \cdot 2\text{H}_2\text{O}$ —0.5*N*: 56 g per liter. The water should be acid with HCl and some metallic tin should be kept in the bottle.

Starch solution (iodine indicator): dissolve 5 g of soluble starch in cold water, pour the solution into 2 liters of water and boil for a few minutes. Keep in a glass-stoppered bottle.

Starch solution (other than soluble): make a thin paste of the starch with cold water, then stir in 200 times its weight of boiling water and boil for a few minutes. A few drops of chloroform added to the solution acts as a preservative.

Stoke's reagent: dissolve 30 g of ferrous sulfate and 20 g of tartaric acid in water and dilute to 1 liter. When required for use, add strong ammonia until the precipitate first formed is dissolved.

Strontium chloride, $\text{SrCl}_2 \cdot 6\text{H}_2\text{O}$ —0.5*N*: 67 g per liter.

Strontium nitrate, $\text{Sr}(\text{NO}_3)_2$ —0.5*N*: 53 g per liter.

Strontium sulfate, SrSO_4 : prepare a saturated solution.

Sulfanilic acid (for detection of nitrites): dissolve 8 g of sulfanilic acid in 1 liter of acetic acid (sp. gr. 1.04).

Sulfuric acid, H_2SO_4 —5*N*: 245 g per liter, sp. gr. 1.153.

Sulfurous acid, H_2SO_3 : saturate water with sulfur dioxide.

Tannic acid: dissolve 1 g tannic acid in 1 mL alcohol and make up to 10 mL with water.

Tartaric acid, $\text{H}_2\text{C}_4\text{H}_4\text{O}_6$: dissolve one part of the acid in 3 parts of water; for a saturated solution dissolve 750 g of tartaric acid in water and dilute to 1 liter.

Tetrabromophenol blue, tetrabromophenol-tetrabromosulfonphthalein (indicator): dissolve 0.1 g in 5 mL 0.02*N* NaOH and dilute with water to 250 mL; pH range yellow 3.0–4.6 blue.

Thymol blue, thymol-sulfonphthalein (indicator): dissolve 0.1 g in 10.75 mL 0.02*N* NaOH and dilute with water to 250 mL; or dissolve 0.1 g in 20 mL warm alcohol and dilute with water to 100 mL; pH range (acid) red 1.2–2.8 yellow, and (alkaline) yellow 8.0–9.6 blue.

Thymolphthalein (indicator): dissolve 0.1 g in 100 mL alcohol; pH range colorless 9.3–10.5 blue.

Tincture of iodine (antiseptic): add 70 g of iodine and 50 g of KI to 50 mL of water; make up to 1 liter with alcohol.

***o*-Tolidine solution** (for residual chlorine in water analysis): dissolve 1 g of pulverized *o*-tolidine, m.p. 129°C., in 1 liter of dilute hydrochloric acid (100 mL conc. HCl diluted to 1 liter).

Tolulene red (indicator): *see* neutral red.

Trichloroacetic acid: dissolve 100 g of the acid in water and dilute to 1 liter.

Trinitrobenzene, 1,3,5-trinitrobenzene (indicator): dissolve 0.1 g in 100 mL alcohol; pH range colorless 11.5–14.0 orange.

Trinitrobenzoic acid, 2,4,6-trinitrobenzoic acid (indicator): dissolve 0.1 g in 100 mL water; pH range colorless 12.0–13.4 orange-red.

Tropeolin D (indicator): *see* methyl orange.

Tropeolin O, sodium 2,4-dihydroxyazobenzene-4-sulfonate (indicator): dissolve 0.1 g in 100 mL water; pH range yellow 11.0–13.0 orange-brown.

Tropeolin OO, orange IV, sodium *p*-diphenylamino-azobenzene sulfonate, sodium 4'-anilino-azobenzene-4-sulfonate (indicator): dissolve 0.1 g in 100 mL water; pH range red 1.3–3.2 yellow.

Tropeolin OOO, sodium α -naphtholazobenzene sulfonate (indicator): dissolve 0.1 g in 100 mL water; pH range yellow 7.6–8.9 red.

Turmeric paper (gives a rose-brown coloration with boric acid): wash the ground root of turmeric with water and discard the washings. Digest with alcohol and filter, using the clear filtrate to impregnate white, unsized paper, which is then dried.

Uffelmann's reagent (gives a yellow coloration in the presence of lactic acid): add a ferric chloride solution to a 2% phenol solution until the solution becomes violet in color.

Wagner's solution (phosphate rock analysis): dissolve 25 g citric acid and 1 g salicylic acid in water, and make up to 1 liter. Twenty-five to fifty milliliters of this reagent prevents precipitation of iron and aluminum.

Wijs solution (for iodine number): dissolve 13 g resublimed iodine in 1 liter of glacial acetic acid (99.5%), and pass in washed and dried (over or through H_2SO_4) chlorine gas until the original thio titration of the solution is not quite doubled. There should be only a slight excess of iodine and no excess of chlorine. Preserve the solution in amber colored bottles sealed with paraffin. Do not use the solution after it has been prepared for more than 30 days.

Xylene cyanole-methyl orange indicator, Schoepfle modification (for partially color blind operators): dissolve 0.75 g xylene cyanole FF (Eastman No. T 1579) and 1.50 g methyl orange in 1 liter of water.

***p*-Xylenol blue**, 1,4-dimethyl-5-hydroxybenzene-sulfonphthalein (indicator): dissolve 0.1 g in 250 mL alcohol; pH range (acid) red 1.2–2.8 yellow, and (alkaline) yellow 8.0–9.6 blue.

Zinc chloride, $ZnCl_2$ —0.5*N*: 34 g per liter.

Zinc nitrate, $Zn(NO_3)_2 \cdot 6H_2O$ —0.5*N*: 74 g per liter.

Zinc sulfate, $ZnSO_4 \cdot 7H_2O$ —0.5*N*: 72 g per liter.

TABLE 11.49 TLV Concentration Limits for Gases and Vapors

Exposure limits (threshold limit value or TLV) are those set by the Occupational Safety and Health Administration and represent conditions to which most workers can be exposed without adverse effects. The TLV value is expressed as a time weighted average airborne concentration over a normal 8-hour workday and 40-hour work-week.

Substance	Maximum allowable exposure		Toxicity
	ppm	mg · m ⁻³	
Acetaldehyde	25	45	carcinogen
Acetic acid	10	25	
Acetic anhydride	5	21	
Acetone	750	1780	
Acetonitrile	40	67	
Acetophenone	10	49	
Acetylene			slightly narcotic
Acrolein	0.1	0.23	

TABLE 11.49 TLV Concentration Limits for Gases and Vapors (Continued)

Substance	Maximum allowable exposure		Toxicity
	ppm	mg · m ⁻³	
Acrylic acid	2	5.9	
Acrylonitrile	2	4.3	
Acrylonitrile	20	45	
Allyl alcohol	2	4.8	
Allyl chloride	1	3	
Allyl glycidyl ether	5	22	
Ammonia	25	18	toxic
Aniline	2	7.6	carcinogen
Arsine	0.05	0.2	highly toxic
Benzene	10	32	carcinogen
Benzenethiol	0.5	2.3	
<i>p</i> -Benzoquinone	0.1		
Benzoyl chloride	0.5		
Benzoyl peroxide		5	
Benzyl acetate	10		
Benzyl chloride	1		carcinogen
Biphenyl	0.2		
Bis(2-aminoethyl)amine	1		
Bis(2-chloroethyl) ether	5	29	
Bis(2-chloromethyl) ether	0.001		carcinogen
Bis(2-ethylhexyl) phthalate		5	
Boron tribromide	1		
Boron trichloride			toxic
Boron trifluoride	1	3	highly toxic
Bromine	0.1	0.7	
Bromine pentafluoride	0.1		highly toxic
Bromine trifluoride			highly toxic
Bromochloromethane (Halon 1011)	200	1060	
Bromoethane	5	22	carcinogen
Bromoethylene	5	22	slightly toxic
Bromoform	0.5	5	
Bromomethane	5	19	highly toxic, carcinogen
1,3-Butadiene	2		slightly anesthetic, carcinogen
Butane	800	1900	slightly anesthetic
1-Butanethiol	0.5	1.8	
1-Butanol	50	152	
2-Butanol	100	303	
2-Butanone	200	590	
2-Butoxyethanol	25	121	
Butyl acetate	150	710	
<i>sec</i> -Butyl acetate	200	950	
<i>tert</i> -Butyl acetate	200	950	
Butyl acrylate	10		
<i>tert</i> -Butyl alcohol	100	300	
Butylamine	5	15	
<i>tert</i> -Butyl chromate (as CrO ₃)		0.1	
Butyl glycidyl ether	50	270	

TABLE 11.49 TLV Concentration Limits for Gases and Vapors (*Continued*)

Substance	Maximum allowable exposure		Toxicity
	ppm	mg · m ⁻³	
Butyl mercaptan	0.5	1.5	
<i>p-tert</i> -Butyltoluene	10		
(+)-Camphor	2	12	
Caprolactam	5		
Carbon dioxide	5000	9000	
Carbon disulfide	10	31	
Carbon monoxide	25	28	toxic
Carbon tetrachloride	10	65	
Carbonyl chloride	0.1		
Carbonyl fluoride	2		toxic
Chlordane		0.5	
Chlorine	0.5	1.5	highly toxic
Chlorine dioxide	0.1	0.3	
Chlorine trifluoride	0.1	0.4	highly toxic
Chloroacetaldehyde	1	3	
α -Chloroacetophenone	0.05	0.3	
Chloroacetyl chloride	0.05		
Chlorobenzene	10	46	
2-Chloro-1,3-butadiene	10		carcinogen
Chlorodifluoromethane (CFC 22)	1000	3540	
Chloroethane	100	264	low toxicity
2-Chloroethanol	1	3.3	
Chloroethylene (vinyl chloride)	5	13	toxic, carcinogen
Chloroform (trichloromethane)	10	49	
Chloromethane	50	103	toxic, carcinogen
1-Chloro-1-nitropropane	20	100	
Chloropentafluoroethane (CFC 115)	1000	6320	
3-Chloro-1-propene (allyl chloride)	1	3	carcinogen
<i>o</i> -Chlorotoluene	50	259	
Chlorotrifluoroethylene			toxic
Chromyl chloride (CrO ₂ Cl ₂)	0.025		carcinogen
<i>o</i> -Cresol (also <i>m</i> -, <i>p</i> -)	5	22	
<i>trans</i> -Crotonaldehyde	2	5.7	
Cyanogen	10	20	highly toxic
Cyanogen chloride	0.3		
Cyclohexane	300	1030	
Cyclohexanol	50	206	
Cyclohexanone	25	100	
Cyclohexene	300	1015	
Cyclohexylamine	10	41	
1,3-Cyclopentadiene	75		
Cyclopentane	600	1720	
Cyclopropane			anesthetic
2,4-D		10	
DDT		1	
Decaborane	0.05	0.3	
Diacetone alcohol	50	238	
2,2'-Diaminodiethylamine	1	4.2	
Diazomethane	0.2		carcinogen

TABLE 11.49 TLV Concentration Limits for Gases and Vapors (Continued)

Substance	Maximum allowable exposure		Toxicity
	ppm	mg · m ⁻³	
Diborane	0.1	0.1	
Dibromodifluoromethane	100	860	
1,2-Dibromoethane			carcinogen
Dibutyl phthalate		5	
Dichloroacetylene	0.1		
<i>o</i> -Dichlorobenzene	25	150	
<i>p</i> -Dichlorobenzene	10	60	carcinogen
Dichlorodifluoromethane (Freon 12)	1000	4950	
1,1-Dichloroethane	100	405	
1,2-Dichloroethane	10	40	carcinogen
1,1-Dichloroethylene	5	20	carcinogen
<i>cis</i> -1,2-Dichloroethylene	200	793	
<i>trans</i> -1,2-Dichloroethylene	200	793	
Dichlorofluoromethane (Freon 21)	10	42	
Dichloromethane	50	174	carcinogen
1,1-Dichloro-1-nitroethane	10	60	
1,2-Dichloropropane	75	347	carcinogen
1,3-Dichloropropene	1		carcinogen
Dichlorosilane			highly toxic
1,2-Dichlorotetrafluoroethane (Freon 114)	1000	7000	
Dieldrin		0.25	
Diethanolamine	0.46		
Diethylamine	5	15	
Diethyl ether	400	1210	
Diglycidyl ether	0.5	2.8	
Diisobutyl ketone	25	150	
Diisopropylamine	5	20	
Diisopropyl ether	250	1040	
Dimethoxymethane	1000	3110	
<i>N,N</i> -Dimethylacetamide	10	35	
Dimethylamine	5	9.2	highly toxic
<i>N,N</i> -Dimethylaniline	5	25	
Dimethyl 1,2-dibromo-2,2-dichloroethylphosphate		3	
Dimethyl ether			slightly toxic, anesthetic
1-(1,1-Dimethylethyl)-4-methylbenzene	1	6.1	
<i>N,N</i> -Dimethylformamide	10	30	
2,6-Dimethyl-4-heptanone	25		
1,1-Dimethylhydrazine	0.5	1	carcinogen
Dimethyl phthalate		5	
2,2-Dimethylpropane			probably anesthetic
Dimethyl sulfate	0.1	0.5	carcinogen
Dinitrobenzene	0.15	1	
Dinitro- <i>o</i> -cresol		0.2	
Dinitrotoluene		1.5	
1,4-Dioxane	25	90	carcinogen
Diphenyl	0.2	1	
Diphenyl ether	1	7	
Dipropylene glycol methyl ether—skin	100	600	

TABLE 11.49 TLV Concentration Limits for Gases and Vapors (*Continued*)

Substance	Maximum allowable exposure		Toxicity
	ppm	mg · m ⁻³	
Endrin—skin		0.1	
Epichlorohydrin	2	7.6	carcinogen
2,3-Epoxy-1-propanol (glycidol)	50	150	
1,2-Ethanediamine	10	25	
Ethanethiol	0.5		
Ethanol	1000	1880	
Ethanolamine	3	7.5	
2-Ethoxyethanol (Cellosolve)	5	18	
2-Ethoxyethyl acetate	5	27	
Ethyl acetate	400	1400	
Ethyl acrylate	5	20	
Ethylamine	5	9.2	highly toxic
Ethylbenzene	100	435	
Ethylene			anesthetic
Ethylene glycol	39		
Ethylene glycol dinitrate	0.2		
Ethyleneimine	0.05		carcinogen
Ethylene oxide	1		toxic, carcinogen
Ethyl formate	100	300	
Ethyl mercaptan	0.1	1	
Ethyl silicate	100	850	
Fluorine	1	2	highly toxic
Fluorotrichloromethane (Freon 11)	1000	5600	
Formaldehyde	0.3		carcinogen
Formamide	10	18	
Formic acid	5	9.4	
2-Furancarboxaldehyde (furfural)	2	7.9	
2-Furanmethanol	10	40	
Glycerol		10	
Heptachlor		0.5	
Heptane	400	1640	
2-Heptanone	50	233	
3-Heptanone	50	234	
Hexachloro-1,3-butadiene	0.02		carcinogen
Hexachlorocyclohexane (lindane)		0.5	
Hexachloroethane	1		carcinogen
Hexachloronaphthalene		0.2	
Hexamethylphosphoric triamide			carcinogen
Hexane	50	176	
2-Hexanone	5	20	
sec-Hexyl acetate	50	300	
Hexylene glycol	25		
Hydrazine	0.01	0.1	carcinogen
Hydrogen bromide	3	10	highly toxic
Hydrogen chloride	5	7	highly toxic
Hydrogen cyanide	4.7		highly toxic
Hydrogen fluoride	3	2	highly toxic
Hydrogen iodide			highly toxic
Hydrogen peroxide (90%)	1	1.4	

TABLE 11.49 TLV Concentration Limits for Gases and Vapors (Continued)

Substance	Maximum allowable exposure		Toxicity
	ppm	mg · m ⁻³	
Hydrogen selenide	0.05	0.2	highly toxic
Hydrogen sulfide	10	15	highly toxic
4-Hydroxy-4-methyl-2-pentanone	50	238	
Indene	10		
Iodine	0.1	1	
Iodine pentafluoride			highly toxic
Iodomethane	2	12	
Isobutyl acetate	150	700	
Isobutyl alcohol	50	150	
Isopentyl acetate	100	525	
Isopentyl alcohol	100	360	
Isophorone	5	28	
Isopropyl acetate	250	1040	
Isopropylamine	5	12	
Isopropylbenzene (cumene)	50	246	
Isopropyl glycidyl ether	50	240	
Ketene	0.5	0.9	
Lindane		0.5	
Liquified petroleum gas	1000	1800	
Malathion		10	
Maleic anhydride	0.25	1	
Malononitrile	0.05	0.4	
Mesityl oxide	15	60	
Methacrylic acid	20	70	
Methanethiol	0.5		
Methanol	200	262	
2-Methoxyaniline (also 4-)	0.1		carcinogen
2-Methoxyethanol	5	16	
2-Methoxyethyl acetate	5	24	
Methyl acetate	200	610	
Methyl acetylene-propadiene (MAPP)	1000	1800	
Methyl acrylate	10	35	
Methylacrylonitrile	1		
Methylamine	5	6.4	highly toxic
<i>o</i> -Methylaniline (also <i>p</i> -)	2		carcinogen
<i>m</i> -Methylaniline	2		
<i>N</i> -Methylaniline	0.5	2.2	
3-Methyl-1-butanol	100	361	
Methyl <i>tert</i> -butyl ether	40		
Methylcyclohexane	400	1600	
1-Methylcyclohexanol	50	234	
<i>cis</i> -2-Methylcyclohexanol	50	234	
<i>trans</i> -2-Methylcyclohexanol	50	234	
<i>cis</i> -3-Methylcyclohexanol	50	234	
<i>trans</i> -3-Methylcyclohexanol	50	234	
<i>cis</i> -4-Methylcyclohexanol	50	234	
<i>trans</i> -4-Methylcyclohexanol	50	234	
Methyl formate	100	250	
5-Methyl-2-hexanone	50	234	

TABLE 11.49 TLV Concentration Limits for Gases and Vapors (Continued)

Substance	Maximum allowable exposure		Toxicity
	ppm	mg · m ⁻³	
Methyl hydrazine	0.01		
Methyl isocyanate	0.02	0.05	
Methyl mercaptan	0.5	1	highly toxic
Methyl methacrylate	100	410	
Methyl oxirane	20		carcinogen
4-Methyl-2-pentanol	25	104	
4-Methyl-2-pentanone	50	205	
2-Methyl-2,4-pentanediol	25	121	
2-Methyl-1-propanol	50	152	
2-Methyl-2-propanol	100	303	
2-Methyl-2-propenenitrile	1	2.7	
<i>o</i> -Methylstyrene (also <i>m</i> -, <i>p</i> -)	50		
Morpholine	20	70	
Naphthalene	10	50	
Nickel carbonyl [Ni(CO) ₄]	0.05	0.35	carcinogen
Nicotine		0.5	
Nitric acid	2	5	
Nitric oxide	25	30	highly toxic
Nitrobenzene	1	5	
<i>p</i> -Nitrochlorobenzene		1	
Nitroethane	100	310	
Nitrogen dioxide	3		highly toxic
Nitrogen trifluoride	10		
Nitrogen trioxide	10	29	highly toxic
Nitroglycerine	0.2	2	
Nitromethane	100	250	
1-Nitropropane	25	90	
2-Nitropropane	10	36	
Nitrosyl chloride			highly toxic
<i>o</i> -Nitrotoluene (also <i>m</i> -, <i>p</i> -)	2		
Nonane	200	1050	
Octachloronaphthalene		0.1	
Octane	300	1450	
Oxalic acid		1	
2-Oxetanone	0.05		carcinogen
Oxygen difluoride	0.05	0.1	
Ozone	0.1	0.2	
Parathion		0.1	
Pentaborane	0.005	0.01	
Pentachloronaphthalene		0.5	
Pentachlorophenol		0.5	
Pentanal	50		
Pentane	600	1770	
2-Pentanone	200	700	
3-Pentanone	200	700	
Pentyl acetate	100	530	
Perchloroethylene	100	670	
Perchloromethyl mercaptan	0.1	0.8	
Perchloryl fluoride	3	14	

TABLE 11.49 TLV Concentration Limits for Gases and Vapors (Continued)

Substance	Maximum allowable exposure		Toxicity
	ppm	mg · m ⁻³	
Perfluoroacetone	0.1		
Phenol	5	19	
<i>p</i> -Phenylenediamine		0.1	
Phenylhydrazine	0.1		carcinogen
Phosgene	0.1	0.4	highly toxic
Phosphine	0.3	0.4	highly toxic
Phosphoric acid		1	
Phosphorus pentachloride		1	
Phosphorus pentafluoride			highly toxic
Phosphorus pentasulfide		1	
Phosphorus trichloride	0.5	3	
Phosphoryl chloride	0.1		
Phthalic anhydride	1	6	
Picric acid—skin		0.1	
Propane	1000	1800	low toxicity
Propanoic acid	10	30	
1-Propanol	200	500	
2-Propanol	400	980	
Propenal	0.1		
Propenenitrile	2		carcinogen
Propenoic acid	2		
Propyl acetate	200	835	
Propyleneimine	2	5	carcinogen
Propylene oxide	100	240	toxic
Propyl nitrate	25	110	
Propyne	1000	1650	
2-Propyn-1-ol	1	2.3	
Pyridine	5	15	
Quinone	0.1	0.4	
Selenium compounds (as Se)		0.2	
Selenium hexafluoride	0.05	0.4	
Silane	5	7	highly toxic
Silicon tetrafluoride			highly toxic
Stibine	0.1		
Stoddard solvent	100	575	
Strychnine		0.15	
Styrene	50	213	carcinogen
Sulfur dioxide	2		highly toxic
Sulfur hexafluoride	1000	6000	low toxicity
Sulfuric acid		1	
Sulfur monochloride	1	6	
Sulfur pentafluoride	0.01		
Sulfur tetrafluoride	0.1	0.4	
Sulfuryl fluoride	5	20	highly toxic
Tellurium hexafluoride	0.02	0.2	
Terphenyls	1	9	
1,1,2,2-Tetrabromoethane	1	14	

TABLE 11.49 TLV Concentration Limits for Gases and Vapors (*Continued*)

Substance	Maximum allowable exposure		Toxicity
	ppm	mg · m ⁻³	
Tetrabromomethane	0.1		
1,1,1,2-Tetrachloro-2,2-difluoroethane	500	4170	
1,1,2,2-Tetrachloro-1,2-difluoroethane	500	4170	
1,1,2,2-Tetrachloroethane	1	6.9	carcinogen
Tetrachloroethylene	25	170	carcinogen
Tetrachloromethane	5	31	carcinogen
1,2,3,4-Tetrachloronaphthalene		2	
Tetraethyllead (as Pb)		0.100	
Tetrafluoromethane			low toxicity
Tetrahydrofuran	200	590	
Tetramethyllead (as Pb)		0.150	
Tetramethylsuccinonitrile	0.5	3	
Tetranitromethane	1	8	
Thionyl chloride	1		
Thiram		5	
Toluene	50	188	
Toluene-2,4-diisocyanate	0.02	0.14	
<i>o</i> -Toluidine (also <i>m</i> -, <i>p</i> -)	2	8.8	
Tribromomethane	0.5	5.2	
Tributyl phosphate	0.2	2.2	
1,2,4-Trichlorobenzene	5		
1,1,1-Trichloroethane	350	1910	
1,1,2-Trichloroethane	10	55	carcinogen
Trichloroethylene	50	270	carcinogen
Trichlorofluoromethane	1000	5600	
Trichloromethane	10	49	carcinogen
1,2,3-Trichloropropane	10	60	
1,1,2-Trichlorotrifluoroethane	1000		
Tri- <i>o</i> -cresol phosphate (also <i>m</i> -, <i>p</i> -)		0.1	
Triethanolamine	0.5		
Triethylamine	1		
Trifluorobromomethane (Freon 13B1)	1000	6100	
1,1,2-Trifluorotrchloroethane	1000	7600	
Triiodomethane	0.6		
Trimethylamine	5	12	highly toxic
1,2,3-Trimethylbenzene	25	123	
1,2,4-Trimethylbenzene (pseudocumene)	25	123	
1,3,5-Trimethylbenzene (mesitylene)	25	123	
Trinitrotoluene (TNT)		1.5	
Triphenyl phosphate		3	
Turpentine	100	560	
Vinyl acetate	10	35	carcinogen
Vinyl methyl ether			probably anesthetic
Warfarin		0.1	
<i>o</i> -Xylene (also <i>m</i> -, <i>p</i> -)	100	434	
2,3-Xylydine (also 2,4-, 2,5-, 2,6-, 3,4-, 3,5-)	0.5	2.5	

TABLE 11.50 Some Common Reactive and Incompatible Chemicals

Chemical	Keep out of contact with
Acetic acid	Chromium(VI) oxide, chlorosulfonic acid, ethylene glycol, ethyleneimine, hydroxyl compounds, nitric acid, oleum, perchloric acid, peroxides, permanganates, potassium <i>tert</i> -butoxide, PCl_3
Acetylene	Bromine, chlorine, brass, copper and copper salts, fluorine, mercury and mercury salts, nitric acid, silver and silver salts, alkali hydrides, potassium metal
Alkali metals	Moisture, acetylene, metal halides, ammonium salts, oxygen and oxidizing agents, halogens, carbon tetrachloride, carbon, carbon dioxide, carbon disulfide, chloroform, chlorinated hydrocarbons, ethylene oxide, boric acid, sulfur, tellurium
Aluminum	Chlorinated hydrocarbons, halogens, steam
Ammonia, anhydrous	Mercury, halogens, hypochlorites, chlorites, chlorine(I) oxide, hydrofluoric acid (anhydrous), hydrogen peroxide, chromium(VI) oxide, nitrogen dioxide, chromyl(VI) chloride, sulfinyl chloride, magnesium perchlorate, peroxydisulfates, phosphorus pentoxide, acetaldehyde, ethylene oxide, acrolein, gold(III) chloride
Ammonium nitrate	Acids, metal powders, flammable liquids, chlorates, nitrites, sulfur, finely divided organic or combustible materials, perchlorates, urea
Ammonium perchlorate	Hot copper tubing, sugar, finely divided organic or combustible materials, potassium periodate and permanganate, powdered metals, carbon, sulfur
Aniline	Nitric acid, peroxides, oxidizing materials, acetic anhydride, chlorosulfonic acid, oleum, ozone
Benzoyl peroxide	Direct sunlight, sparks and open flames, shock and friction, acids, alcohols, amines, ethers, reducing agents, polymerization catalysts, metallic naphthenates
Bromine	Ammonia, carbides, dimethylformamide, fluorine, ozone, olefins, reducing materials including many metals, phosphine, silver azide
Calcium carbide	Moisture, selenium, silver nitrate, sodium peroxide, tin(II) chloride, potassium hydroxide plus chlorine, HCl gas, magnesium
Carbon, activated	Calcium hypochlorite, all oxidizing agents, unsaturated oils
Chlorates	Ammonium salts, acids, metal powders, sulfur, finely divided organic or combustible materials, cyanides, metal sulfides, manganese dioxide, sulfur dioxide, organic acids
Chlorine	Ammonia, acetylene, alcohols, alkanes, benzene, butadiene, carbon disulfide, dibutyl phthalate, ethers, fluorine, glycerol, hydrocarbons, hydrogen, sodium carbide, finely divided metals, metal acetylides and carbides, nitrogen compounds, nonmetals, nonmetal hydrides, phosphorus compounds, polychlorobiphenyl, silicones, steel, sulfides, synthetic rubber, turpentine
Chlorine dioxide	Ammonia, carbon monoxide, hydrogen, hydrogen sulfide, methane, mercury, nonmetals, phosphine, phosphorus pentachloride
Chlorites	Ammonia, organic matter, metals
Chloroform	Aluminum, magnesium, potassium, sodium, aluminum chloride, ethylene, powerful oxidants
Chlorosulfonic acid	Saturated and unsaturated acids, acid anhydrides, nitriles, acrolein, alcohols, ammonia, esters, HCl, HF, ketones, hydrogen peroxide, metal powders, nitric acid, organic materials, water
Chromic(VI) acid	Acetic acid, acetic anhydride, acetone, alcohols, alkali metals, ammonia, dimethylformamide, camphor, glycerol, hydrogen sulfide, phosphorus, pyridine, selenium, sulfur, turpentine, flammable liquids in general
Cobalt	Acetylene, hydrazinium nitrate, oxidants
Copper	Acetylene and alkynes, ammonium nitrate, azides, bromates, chlorates, iodates, chlorine, ethylene oxide, fluorine, peroxides, hydrogen sulfide, hydrazinium nitrate

TABLE 11.50 Some Common Reactive and Incompatible Chemicals (*Continued*)

Chemical	Keep out of contact with
Copper(II) sulfate	Hydroxylamine, magnesium
Cumene hydroperoxide	Acids (inorganic or organic)
Cyanides	Acids, water or steam, fluorine, magnesium, nitric acid and nitrates, nitrites
Cyclohexanol	Oxidants
Cyclohexanone	Hydrogen peroxide, nitric acid
Decaborane-14	Dimethyl sulfoxide, ethers, halocarbons
Diazomethane	Alkali metals, calcium sulfate
1,1-Dichloroethylene	Air, chlorotrifluoroethylene, ozone, perchloryl fluoride
Dimethylformamide	Halocarbons, inorganic and organic nitrates, bromine, chromium(VI) oxide, aluminum trimethyl, phosphorus trioxide
1,1-Dimethylhydrazine	Air, hydrogen peroxide, nitric acid, nitrous oxide
Dimethylsulfoxide	Acyl and aryl halides, boron compounds, bromomethane, nitrogen dioxide, magnesium perchlorate, periodic acid, silver difluoride, sodium hydride, sulfur trioxide
Dinitrobenzenes	Nitric acid
Dinitrotoluenes	Nitric acid
1,4-Dioxane	Silver perchlorate
Esters	Nitrates
Ethylamine	Cellulose, oxidizers
Ethers	Oxidizing materials, boron triiodide
Ethylene	Aluminum trichloride, carbon tetrachloride, chlorine, nitrogen oxides, tetrafluoroethylene
Ethylene oxide	Acids and bases, alcohols, air, 1,3-nitroaniline, aluminum chloride, aluminum oxide, ammonia, copper, iron chlorides and oxides, magnesium perchlorate, mercaptans, potassium, tin chlorides, alkane thiols
Ethyl ether	Liquid air, chlorine, chromium(VI) oxide, lithium aluminum hydride, ozone, perchloric acid, peroxides
Ethyl sulfate	Oxidizing materials, water
Flammable liquids	Ammonium nitrate, chromic acid, the halogens, hydrogen peroxide, nitric acid
Fluorine	Isolate from everything; only lead and nickel resist prolonged attack
Formamide	Iodine, pyridine, sulfur trioxide
Freon 113	Aluminum, barium, lithium, samarium, NaK alloy, titanium
Glycerol	Acetic anhydride, hypochlorites, chromium(VI) oxide, perchlorates, alkali peroxides, sodium hydride
Hydrazine	Alkali metals, ammonia, chlorine, chromates and dichromates, copper salts, fluorine, hydrogen peroxide, metallic oxides, nickel, nitric acid, liquid oxygen, zinc diethyl
Hydrides	Powerful oxidizing agents, moisture
Hydrocarbons	Halogens, chromium(VI) oxide, peroxides
Hydrogen	Halogens, lithium, oxidants, lead trifluoride
Hydrogen bromide	Fluorine, iron(III) oxide, ammonia, ozone
Hydrogen chloride	Acetic anhydride, aluminum, 2-aminoethanol, ammonia, chlorosulfonic acid, ethylenediamine, fluorine, metal acetylides and carbides, oleum, perchloric acid, potassium permanganate, sodium, sulfuric acid
Hydrogen fluoride	Acetic anhydride, 2-aminoethanol, ammonia, arsenic trioxide, chlorosulfonic acid, ethylenediamine, ethyleneimine, fluorine, HgO, oleum, phosphorus trioxide, propylene oxide, sodium, sulfuric acid, vinyl acetate
Hydrogen iodide	Fluorine, nitric acid, ozone, metals
Hydrogen peroxide	Copper, chromium, iron, most metals or their salts, alcohols, acetone, organic materials, flammable liquids, combustible materials
Hydrogen selenide	Hydrogen peroxide, nitric acid
Hydrogen sulfide	Fuming nitric acid, oxidizing gases, peroxides

TABLE 11.50 Some Common Reactive and Incompatible Chemicals (*Continued*)

Chemical	Keep out of contact with
Hydroquinone	Sodium hydroxide
Hydroxylamine	Barium oxide and peroxide, carbonyls, chlorine, copper(II) sulfate, dichromates, lead dioxide, phosphorus trichloride and pentachloride, permanganates, pyridine, sodium, zinc
Hypochlorites, salts of	Urea, amines, anthracene, carbon, carbon tetrachloride, ethanol, glycerol, mercaptans, organic sulfides, sulfur, thiols
Indium	Acetonitrile, nitrogen dioxide, mercury(II) bromide, sulfur
Iodine	Acetaldehyde, acetylene, aluminum, ammonia (aqueous or anhydrous), anti-mony, bromine pentafluoride, carbides, cesium oxide, chlorine, ethanol, fluorine, formamide, lithium, magnesium, phosphorus, pyridine, silver azide, sulfur trioxide
Iodine monochloride	Aluminum foil, organic matter, metal sulfides, phosphorus, potassium, rubber, sodium
Iodoform	Acetone, lithium, mercury(II) oxide, mercury(I) chloride, silver nitrate
Iodomethane	Silver chlorite, sodium
Iron disulfide	Water, powdered pyrites
Isothiourea	Acrylaldehyde, hydrogen peroxide, nitric acid
Ketones	Aldehydes, nitric acid, perchloric acid
Lactonitrile	Oxidizing materials
Lead	Ammonium nitrate, chlorine trifluoride, hydrogen peroxide, sodium azide and carbide, zirconium, oxidants
Lead(II) azide	Calcium stearate, copper, zinc, brass, carbon disulfide
Lead chromate	Iron hexacyanoferrate(4-)
Lead dioxide	Aluminum carbide, hydrogen peroxide, hydrogen sulfide, hydroxylamine, nitroalkanes, nitrogen compounds, nonmetal halides, peroxyformic acid, phosphorus, phosphorus trichloride, potassium, sulfur, sulfur dioxide, sulfides, tungsten, zirconium
Lead(II) oxide	Chlorinated rubber, chlorine, ethylene, fluorine, glycerol, metal acetylides, perchloric acid
Lead(II,IV) oxide	Same as for lead dioxide
Lithium hydride	Nitrous oxide, oxygen
Magnesium	Air, beryllium fluoride, ethylene oxide, halogens, halocarbons, HI, metal cyanides, metal oxides, metal oxosalts, methanol, oxidants, peroxides, sulfur, tellurium
Maleic anhydride	Alkali metals, amines, KOH, NaOH, pyridine
Manganese dioxide	Aluminum, hydrogen sulfide, oxidants, potassium azide, hydrogen peroxide, peroxosulfuric acid, sodium peroxide
Mercaptans	Powerful oxidizers
Mercury	Acetylenic compounds, chlorine, fulminic acid, ammonia, ethylene oxide, metals, methyl azide, oxidants, tetracarbonylnickel
Mercury(II) cyanide	Fluorine, hydrogen cyanide, magnesium, sodium nitrite
Mercury(I) nitrate	Phosphorus
Mercury(II) nitrate	Acetylene, aromatics, ethanol, hypophosphoric acid, phosphine, unsaturated organic compounds
Mercury(II) oxide	Chlorine, hydrazine hydrate, hydrogen peroxide, hypophosphorous acid, magnesium, phosphorus, sulfur, butadiene, hydrocarbons, methanethiol
Mesityl oxide	2-Aminoethanol, chlorosulfonic acid, nitric acid, ethylenediamine, sulfuric acid
Methanol	Beryllium dihydride, chloroform, oxidants, potassium <i>tert</i> -butoxide
Methylamine	Nitromethane
<i>N</i> -Methylformamide	Benzenesulfonyl chloride
Methyl isobutyl ketone	Potassium <i>tert</i> -butoxide

TABLE 11.50 Some Common Reactive and Incompatible Chemicals (*Continued*)

Chemical	Keep out of contact with
Methyl methacrylate	Air, benzoyl peroxide
4-Methylnitrobenzene	Sulfuric acid, tetranitromethane
2-Methylpyridine	Hydrogen peroxide, iron(II) sulfate, sulfuric acid
Methylsodium	4-Chloronitrobenzene
Molybdenum trioxide	Chlorine trifluoride, interhalogens, metals
Naphthalene	Chromium trioxide, dinitrogen pentoxide
2-Naphthol	Antipyrine, camphor, phenol, iron(III) salts, menthol, oxidizing materials, permanganates, urethane
Neodymium	Phosphorus
Nickel	Aluminum, aluminum(III) chloride, ethylene, 1,4-dioxan, hydrogen, methanol, nonmetals, oxidants, sulfur compounds
Nickel carbonyl	Air, bromine, oxidizing materials
Niobium	Bromine trifluoride, chlorine, fluorine
Nitrates	Aluminum, BP, cyanides, esters, phosphorus, tin(II) chloride, sodium hypophosphite, thiocyanates
Nitric acid, fuming	Organic matter, nonmetals, most metals, ammonia, chlorosulfonic acid, chromium trioxide, cyanides, dichromates, hydrazines, hydrides, HCN, HI, hydrogen sulfide, sulfur dioxide, sulfur halides, sulfuric acid, flammable liquids and gases
Nitric oxide	Aluminum, BaO, boron, carbon disulfide, chromium, many chlorinated hydrocarbons, fluorine, hydrocarbons, ozone, phosphine, phosphorus, hydrazine, acetic anhydride, ammonia, chloroform, Fe, K, Mg, Mn, Na, sulfur
Nitrites	Organic nitrites in contact with ammonium salts, cyanides
Nitrobenzene	Nitric acid, nitrous oxide, silver perchlorate
Nitroethane	Hydroxides, hydrocarbons, metal oxides
Nitrogen trichloride	Ammonia, As, hydrogen sulfide, nitrogen dioxide, organic matter, ozone, phosphine, phosphorus, KCN, KOH, Se, dibutyl ether
Nitrogen dioxide	Cyclohexane, fluorine, formaldehyde, alcohols, nitrobenzene, petroleum, toluene
Nitrogen triiodide	Acids, bromine, chlorine, hydrogen sulfide, ozone
α -Nitroguanidine	Complex salts of mercury and silver
Nitromethane	Acids, alkylmetal halides, hydroxides, hydrocarbons, organic amines, formaldehyde, nitric acid, perchlorates
1-Nitropropane	<i>See</i> under Nitromethane; chlorosulfonic acid, oleum
Nitrosyl fluoride	Haloalkenes, metals, nonmetals
Nitrosyl perchlorate	Acetones, amines, diethyl ether, metal salts, organic materials
Nitrourea	Mercury(II) and silver salts
Nitrous acid	Phosphine, phosphorus trichloride, silver nitrate, semicarbazone
Nitryl chloride	Ammonia, sulfur trioxide, tin(IV) bromide and iodide
Oxalic acid	Furfuryl alcohol, silver, mercury, sodium chlorate, sodium chlorite, sodium hypochlorite
Oxygen	Acetaldehyde, acetone, alcohols, alkali metals, alkaline earth metals, Al-Ti alloys, ether, carbon disulfide, halocarbons, hydrocarbons, metal hydrides, 1,3,5-trioxane
Ozone	Alkenes, aromatic compounds, bromine, diethyl ether, ethylene, HBr, HI, nitric oxide, nitrogen dioxide, rubber, stibine
Palladium	Arsenic, carbon, ozonides, sulfur, sodium tetrahydridoborate
Paraformaldehyde	Liquid oxygen
Paraldehyde	Alkalies, HCN, iodides, nitric acid, oxidizers
Pentaborane-9	Dimethylsulfoxide
Pentacarbonyliron	Acetic acid, nitric oxide, transition metal halides, water, zinc

TABLE 11.50 Some Common Reactive and Incompatible Chemicals (*Continued*)

Chemical	Keep out of contact with
2-Pentanone	Bromine trifluoride
3-Pentanone	Hydrogen peroxide, nitric acid
Perchlorates	Carbonaceous materials, finely divided metals particularly magnesium and aluminum, sulfur, benzene, olefins, ethanol, sulfur, sulfuric acid
Perchloric acid	Acetic acid, acetic anhydride, alcohols, antimony compounds, azo pigments, bismuth and its alloys, methanol, carbonaceous materials, carbon tetrachloride, cellulose, dehydrating agents, diethyl ether, glycols and glycolethers, HCl, HI, hypophosphites, ketones, nitric acid, pyridine, steel, sulfoxides, sulfuric acid
Permanganates	All reducing agents, organic materials
Peroxides	Reducing agents, organic materials, thiocyanates
Peroxoacetic acid	Acetic anhydride, olefins, organic matter
Peroxybenzoic acid	Olefins, reducing materials
Peroxyformic acid	Metals and nonmetals, organic materials
Peroxosulfuric acid	Acetone, alcohols, aromatic compounds, catalysts
Phenol	Butadiene, peroxodisulfuric acid, peroxosulfuric acid, aluminum chloride plus nitrobenzene
Phenylhydrazine	Lead dioxide, oxidizers
Phosgene	Aluminum, alkali metals, 2-propanol
Phosphine	Air, boron trichloride, bromine, chlorine, nitric acid, nitrogen oxides, nitrous acid, oxygen, silver nitrate
Phosphorus pentachloride	Aluminum, chlorine, chlorine dioxide, chlorine trioxide, fluorine, magnesium oxide, nitrobenzene, diphosphorus trioxide, potassium, sodium, urea, water
Phosphorus pentafluoride	Water or steam
Phosphorus pentasulfide	Air, alcohols, water
Phosphorus pentoxide	Formic acid, HF, inorganic bases, metals, oxidants, water
Phosphorus, red	Organic materials
Phosphorus tribromide	Potassium, ruthenium tetroxide, sodium, water
Phosphorus trichloride	Acetic acid, aluminum, chromyl dichloride, dimethylsulfoxide, hydroxylamine, lead dioxide, nitric acid, nitrous acid, organic matter, potassium, sodium water
Phosphorus, white	Air, oxidants of all types, halogens, metals
Phosphoryl chloride	Carbon disulfide, <i>N,N</i> -dimethylformamide, 2,5-dimethylpyrrole, 2,6-dimethylpyridine 1-oxide, dimethylsulfoxide, water, zinc
Phthalic acid	Nitric acid, sodium nitrite
Piperazine	Oxidizers
Platinum	Acetone, arsenic, hydrazine, lithium, proxosulfuric acid, phosphorus, selenium, tellurium
Potassium	<i>See under</i> Alkali metals
Potassium <i>tert</i> -butoxide	Organic compounds, sulfuric acid
Potassium hydride	Air, chlorine, acetic acid, acrolein, acrylonitrile, maleic anhydride, nitroparaffins, <i>N</i> -nitrosomethylurea, tetrahydrofuran, water
Potassium perchlorate	Aluminum plus magnesium, carbon, nickel plus titanium, reducing agents, sulfur, sulfuric acid
Potassium permanganate	Organic or readily oxidizable materials
Potassium sodium alloy	Air, carbon dioxide, carbon disulfide, halocarbons, metal oxides
2-Propyn-1-ol	Alkali metals, mercury(II) sulfate, oxidizing materials, phosphorus pentoxide, sulfuric acid
Pyridine	Chlorosulfonic acid, chromium trioxide, formamide, maleic anhydride, nitric acid, oleum, perchromates, silver perchlorate, sulfuric acid
Pyrrolidine	Oxidizing materials

TABLE 11.50 Some Common Reactive and Incompatible Chemicals (*Continued*)

Chemical	Keep out of contact with
Quinoline	Dinitrogen tetroxide, linseed oil, maleic anhydride, thionyl chloride
Salicylic acid	Iodine, iron salts, lead acetate
Silicon	Alkali carbonates, calcium, chlorine, cobalt(II) fluoride, manganese trifluoride, oxidants, silver fluoride, sodium-potassium alloy
Silver	Acetylene, ammonium compounds, ethyleneimine, hydrogen peroxide, oxalic acid, sulfuric acid, tartaric acid
Sodium	<i>See under Alkali metals</i>
Sodium peroxide	Glacial acetic acid, acetic anhydride, aniline, benzene, benzaldehyde, carbon disulfide, diethyl ether, ethanol or methanol, ethylene glycol, ethyl acetate, furfural, glycerol, metals, methyl acetate, organic matter
Sulfides	Acids, powerful oxidizers, moisture
Sulfur	Oxidizing materials, halogens
Sulfur dioxide	Halogens, metal oxides, polymeric tubing, potassium chlorate, sodium hydride
Sulfuric acid	Chlorates, metals, HCl, organic materials, perchlorates, permanganates, water
Sulfuryl dichloride	Alkalis, diethyl ether, dimethylsulfoxide, dinitrogen tetroxide, lead dioxide, phosphorus
Tellurium	Halogens, metals
Tetrahydrofuran	Tetrahydroaluminates, KOH, NaOH
Tetranitroaniline	Reducing materials
Tetranitromethane	Aluminum, cotton, aromatic nitro compounds, hydrocarbons, cotton, toluene
Thiocyanates	Chlorates, nitric acid, peroxides
Thionyl chloride	Ammonia, dimethylsulfoxide, linseed oil, quinoline, sodium
Thiophene	Nitric acid
Thymol	Acetanilide, antipyrine, camphor, chlorohydrate, menthol, quinine sulfate, urethane
Tin(II) chloride	Boron trifluoride, ethylene oxide, hydrazine hydrate, nitrates, Na, K, hydrogen peroxide
Tin(IV) chloride	Alkyl nitrates, ethylene oxide, K, Na turpentine
Titanium	Aluminum, boron trifluoride, carbon dioxide, CuO, halocarbons, halogens, PbO, nitric acid, potassium chlorate, potassium nitrate, potassium permanganate, steam at high temperatures, water
Toluene	Sulfuric plus nitric acids, nitrogen dioxide, silver perchlorate, uranium hexafluoride
Toluidines	Nitric acid
2,4,6-Trinitrotoluene	Sodium dichromate, sulfuric acid
1,3,5-Trioxane	Oxidizing materials, acids
Urea	Sodium nitrite, phosphorus pentachloride
Vinylidene chloride	Chlorosulfonic acid, nitric acid, oleum

TABLE 11.51 Chemicals Recommended for Refrigerated Storage

A. Due to chemical decomposition or polymerization	
Acetaldehyde	Isoprene
Acrolein	Lecithin
Adenosinetriphosphoric acid	Mercaptoacetic acid
Bromacetaldehyde, diethyl acetal	Methyl acrylate
Bromosuccinimide	2-Methyl-1-butene
3-Buten-2-one	Methylenedi-1,4-phenylene diisocyanate
<i>tert</i> -Butyl hydroperoxide	4-Methyl-1-pentene
2-Chlorocyclohexanone	α -Methylstyrene
Cupferron	1-Naphthyl isocyanate
1,3-Cyclohexadiene	1-Pentene
1,3-Dihydroxy-2-propanone	Isopentyl acetate
Divinylbenzene	Pyruvic acid
Ethyl methacrylate, monomer	Styrene, stabilized
Glutathione	Tetramethylsilane
Glycidol	Thioacetamide
Histamine, base	Veratraldehyde
Hydrocinnamaldehyde	Vitamin E (and the acetate)
B. Due to flammability and high volatility	
Acetaldehyde	Iodomethane
Bromoethane	Isoprene
<i>tert</i> -Butylamine	Isopropylamine
Carbon disulfide	Methylal
1-Chloropropane	2-Methylbutane
3-Chloropropane	2-Methyl-2-butene
Cyclopentane	Methyl formate
Diethyl ether	Pentane
2,2-Dimethylbutane	Propylamine
Dimethyl sulfide	Propylene oxide
Furan	Trichlorosilane

TABLE 11.52 Chemicals Which Polymerize or Decompose on Extended Refrigeration

Formaldehyde	Sodium methoxide
Hydrogen peroxide	Sodium nitrate
Sodium chlorite [sodium chlorate (IV)]	Sodium peroxide
Sodium chromate(VI)	Strontium nitrate
Sodium dithionite	Urea
Sodium ethoxide	

11.8 SIEVES AND SCREENS

TABLE 11.53 U.S. Standard Sieve Series

Sieve no.	Sieve opening		Sieve no.	Sieve opening	
	mm	inch		mm	inch
	125	5.00	10	2.00	0.0787
	106	4.24	12	1.70	0.0661
	90	3.50	14	1.40	0.0555
	75	3.00	16	1.18	0.0469
	63	2.50	18	1.00	0.0394
	53	2.12	20	0.850	0.0331
	45	1.75	25	0.710	0.0278
	37.5	1.50	30	0.600	0.0234
	31.5	1.25	35	0.500	0.0197
	26.5	1.06	40	0.425	0.0165
	22.4	0.875	45	0.355	0.0139
	19.0	0.75	50	0.300	0.0117
	16.0	0.625	60	0.250	0.0098
	13.2	0.530	70	0.212	0.0083
	11.2	0.438	80	0.180	0.0070
	9.5	0.375	100	0.150	0.0059
	8.0	0.312	120	0.125	0.0049
	6.7	0.265	140	0.106	0.0041
3.5	5.60	0.223	170	0.090	0.0035
4	4.75	0.187	200	0.075	0.0029
5	4.00	0.157	230	0.063	0.0025
6	3.35	0.132	270	0.053	0.0021
7	2.80	0.111	325	0.045	0.0017
8	2.36	0.0937	400	0.038	0.0015

Specifications are from ASTM E.11-81/ISO 565. The sieve numbers are the approximate number of openings per linear inch.

11.9 THERMOMETRY

11.9.1 Temperature and Its Measurement

The new international temperature scale, known as ITS-90, was adopted in September 1989. However, neither the definition of thermodynamic temperature nor the definition of the kelvin or the Celsius temperature scales has changed; it is the way in which we are to realize these definitions that has changed. The changes concern the recommended thermometers to be used in different regions of the temperature scale and the list of secondary standard fixed points. The changes in temperature determined using ITS-90 from the previous IPTS-68 are always less than 0.4 K, and almost always less than 0.2 K, over the range 0–1300 K.

The ultimate definition of thermodynamic temperature is in terms of pV (pressure \times volume) in a gas thermometer extrapolated to low pressure. The kelvin (K), the unit of thermodynamic temperature, is defined by specifying the temperature of one fixed point on the scale—the triple point

of water which is defined to be 273.16 K. The Celsius temperature scale ($^{\circ}\text{C}$) is defined by the equation

$$^{\circ}\text{C} = \text{K} - 273.15$$

where the freezing point of water at 1 atm is 273.15 K.

The fixed points in the ITS-90 are given in Table 11.39. Platinum resistance thermometers are recommended for use between 14 K and 1235 K (the freezing point of silver), calibrated against the fixed points. Below 14 K either the vapor pressure of helium or a constant-volume gas thermometer is to be used. Above 1235 K radiometry is to be used in conjunction with the Planck radiation law,

$$L_{\lambda} = c_1 \lambda^{-5} (e^{c_2/\lambda T} - 1)^{-1}$$

where L_{λ} is the spectral radiance at wavelength λ . The first radiation constant, c_1 , is $3.74183 \times 10^{-16} \text{ W} \cdot \text{m}^2$ and the second radiation constant, c_2 , has a value of $0.014388 \text{ m} \cdot \text{K}$.

TABLE 11.54 Fixed Points in the ITS-90

Fixed points	T , K	t , $^{\circ}\text{C}$
Triple point of hydrogen	13.8033	-259.3467
Boiling point of hydrogen at 33 321.3 Pa	17.035	-256.115
Boiling point of hydrogen at 101 292 Pa	20.27	-252.88
Triple point of neon	24.5561	-248.5939
Triple point of oxygen	54.3584	-218.7916
Triple point of argon	83.8058	-189.3442
Triple point of mercury	234.3156	-38.8344
Triple point of water	273.16	0.01
Melting point of gallium	302.9146	29.7646
Freezing point of indium	429.7458	156.5985
Freezing point of tin	505.078	231.928
Freezing point of zinc	692.677	419.527
Freezing point of aluminum	933.473	660.323
Freezing point of silver	1234.93	961.78
Freezing point of gold	1337.33	1064.18
Freezing point of copper	1357.77	1084.62
Secondary reference points to extend the scale (IPTS-68):		
Freezing point of platinum	2042	1769
Freezing point of rhodium	2236	1963
Freezing point of iridium	2720	2447
Melting point of tungsten	3660	3387

11.10 THERMOCOUPLES

The thermocouple reference data in Tables 11.55 to 11.63 give the thermoelectric voltage in millivolts with the reference junction at 0°C . Note that the temperature for a given entry is obtained by adding the corresponding temperature in the top row to that in the left-hand column, regardless of whether the latter is positive or negative.

The noble metal thermocouples, Types B, R, and S, are all platinum or platinum-rhodium thermocouples and hence share many of the same characteristics. Metallic vapor diffusion at high temperatures can readily change the platinum wire calibration, hence platinum wires should only be used inside a nonmetallic sheath such as high-purity alumina.

Type B thermocouples (Table 11.56) offer distinct advantages of improved stability, increased mechanical strength, and higher possible operating temperatures. They have the unique advantage that the reference junction potential is almost immaterial, as long as it is between 0°C and 40°C. Type B is virtually useless below 50°C because it exhibits a double-value ambiguity from 0°C to 42°C.

Type E thermoelements (Table 11.57) are very useful down to about liquid hydrogen temperatures and may even be used down to liquid helium temperatures. They are the most useful of the commercially standardized thermocouple combinations for subzero temperature measurements because of their high Seebeck coefficient (58 $\mu\text{V}/^\circ\text{C}$), low thermal conductivity, and corrosion resistance. They also have the largest Seebeck coefficient (voltage response per degree Celsius) above 0°C of any of the standardized thermocouples which makes them useful for detecting small temperature changes. They are recommended for use in the temperature range from -250 to 871°C in oxidizing or inert atmospheres. They should not be used in sulfurous, reducing, or alternately reducing and oxidizing atmospheres unless suitably protected with tubes. They should not be used in vacuum at high temperatures for extended periods of time.

Type J thermocouples (Table 11.58) are one of the most common types of industrial thermocouples because of the relatively high Seebeck coefficient and low cost. They are recommended for use in the temperature range from 0 to 760°C (but never above 760°C due to an abrupt magnetic transformation that can cause decalibration even when returned to lower temperatures). Use is permitted in vacuum and in oxidizing, reducing, or inert atmospheres, with the exception of sulfurous atmospheres above 500°C . For extended use above 500°C , heavy-gauge wires are recommended. They are not recommended for subzero temperatures. These thermocouples are subject to poor conformance characteristics because of impurities in the iron.

The Type K thermocouple (Table 11.59) is more resistant to oxidation at elevated temperatures than the Type E, J, or T thermocouple, and consequently finds wide application at temperatures above 500°C . It is recommended for continuous use at temperatures within the range -250 to 1260°C in inert or oxidizing atmospheres. It should not be used in sulfurous or reducing atmospheres, or in vacuum at high temperatures for extended times.

The Type N thermocouple (Table 11.60) is similar to Type K but it has been designed to minimize some of the instabilities in the conventional Chromel-Alumel combination. Changes in the alloy content have improved the order/disorder transformations occurring at 500°C and a higher silicon content of the positive element improves the oxidation resistance at elevated temperatures.

The Type R thermocouple (Table 11.61) was developed primarily to match a previous platinum–10% rhodium British wire which was later found to have 0.34% iron impurity in the rhodium. Comments on Type S also apply to Type R.

The Type S thermocouple (Table 11.62) is so stable that it remains the standard for determining temperatures between the antimony point (630.74°C) and the gold point (1064.43°C). The other fixed point used is that of silver. The Type S thermocouple can be used from -50°C continuously up to about 1400°C , and intermittently at temperatures up to the freezing point of platinum (1769°C). The thermocouple is most reliable when used in a clean oxidizing atmosphere, but may also be used in inert gaseous atmospheres or in a vacuum for short periods of time. It should not be used in reducing atmospheres, nor in those containing metallic vapor (such as lead or zinc), nonmetallic vapors (such as arsenic, phosphorus, or sulfur), or easily reduced oxides, unless suitably protected with nonmetallic protecting tubes.

The Type T thermocouple (Table 11.63) is popular for the temperature region below 0°C (but see under Type E). It can be used in vacuum, or in oxidizing, reducing, or inert atmospheres.

TABLE 11.55 Thermoelectric Values in Millivolts at Fixed Points for Various Thermocouples*Abbreviations Used in the Table*

FP, freezing point BP, boiling point
 NBP, normal boiling point TP, triple point

Fixed point	°C	Type B	Type E	Type J	Type K	Type N	Type R	Type S	Type T
Helium NPB	-268.934		-9.8331		-6.4569	-4.345			-6.2563
Hydrogen TP	-259.347*		-9.7927		-6.4393	-4.334			-6.2292
Hydrogen NBP	-252.88*		-9.7447		-6.4167	-4.321			-6.1977
Neon TP	-248.594*		-9.7046		-6.3966	-4.271			-6.1714
Neon NBP	-246.048		-9.6776		-6.3827	-4.300			-6.1536
Oxygen TP	-218.792*		-9.2499		-6.1446	-4.153			-5.8730
Nitrogen TP	-210.001		-9.0629	-8.0957	-6.0346	-4.083			-5.7533
Nitrogen NBP	-195.802		-8.7168	-7.7963	-5.8257	-3.947			-5.5356
Oxygen NBP	-182.962		-8.3608	-7.4807	-5.6051	-3.802			-5.3147
Carbon dioxide SP	-78.474		-4.2275	-3.7187	-2.8696	-1.939			-2.7407
Mercury TP	-38.834*		-2.1930	-1.4849		-0.985	-0.1830	-0.1895	-1.4349
Ice point	0.000	-0.000	0.000	0.000	0.000	0.000	0.000	0.000	0.000
Diphenyl ether TP	26.87	-0.0024	1.6091	1.3739	1.076	0.698	0.1517	0.1537	1.0679
Water BP	100.00	0.0332	6.3171	5.2677	4.0953	2.774	0.6472	0.6453	4.2773

TABLE 11.55 Thermoelectric Values in Millivolts at Fixed Points for Various Thermocouples (*Continued*)*Abbreviations Used in the Table*

FP, freezing point BP, boiling point
 NBP, normal boiling point TP, triple point

Fixed point	°C	Type B	Type E	Type J	Type K	Type N	Type R	Type S	Type T
Benzoic acid TP	122.37	0.0561	7.8468	6.4886	5.0160	3.446	0.8186	0.8129	5.3414
Indium FP	156.598*	0.1019	10.260	8.3743	6.0404	4.508	1.0956	1.0818	7.0364
Tin FP	231.928*	0.2474	15.809	12.552	9.4201	6.980	1.7561	1.7146	11.013
Bismuth FP	271.442	0.3477	18.821	14.743	11.029	8.336	2.1250	2.0640	13.219
Cadmium FP	321.108	0.4971	22.684	17.493	13.085	10.092	2.6072	2.5167	16.095
Lead FP	327.502	0.5182	23.186	17.846	13.351	10.322	2.6706	2.5759	16.473
Mercury BP	356.66	0.6197	25.489	19.456	14.571		2.9630	2.8483	18.218
Zinc FP	419.527*	0.8678	30.513	22.926	17.223		3.6113	3.4479	
Cu-Al eutectic FP	548.23	1.4951	40.901	30.109	22.696		5.0009	4.7140	
Antimony FP	630.74	1.9784	47.561	34.911	26.207		5.9331	5.5521	
Aluminum FP	660.37	2.1668	49.941	36.693	27.461		6.2759	5.8591	
Silver FP	961.93*	4.4908	73.495	55.669	39.779		10.003	9.1482	
Gold FP	1064.43*	5.4336		61.716	43.755		11.364	10.334	
Copper FP	1084.5	5.6263		62.880	44.520		11.635	10.570	
Nickel FP	1455	9.5766					16.811	15.034	
Cobalt FP	1494	10.025					17.360	15.504	
Palladium FP	1554	10.721					18.212	16.224	
Platinum FP	1772	13.262					21.103	18.694	

* Defining fixed points of the International Temperature Scale of 1990 (ITS-90). Except for the triple points, the assigned values of temperature are for equilibrium states at a pressure of one standard atmosphere (101 325 Pa).

TABLE 11.56 Type B Thermocouples: Platinum–30% Rhodium Alloy vs. Platinum–6% Rhodium Alloy*Thermoelectric voltage in millivolts; reference junction at 0°C.*

°C	0	10	20	30	40	50	60	70	80	90
0	0.00	−0.0019	−0.0026	−0.0021	−0.0005	0.0023	0.0062	0.0112	0.0174	0.0248
100	0.0332	0.0427	0.0534	0.0652	0.0780	0.0920	0.1071	0.1232	0.1405	0.1588
200	0.1782	0.1987	0.2202	0.2428	0.2665	0.2912	0.3170	0.3438	0.3717	0.4006
300	0.4305	0.4615	0.4935	0.5266	0.5607	0.5958	0.6319	0.6690	0.7071	0.7462
400	0.7864	0.8275	0.8696	0.9127	0.9567	1.0018	1.0478	1.0948	1.1427	1.1916
500	1.2415	1.2923	1.3440	1.3967	1.4503	1.5048	1.5603	1.6166	1.6739	1.7321
600	1.7912	1.8512	1.9120	1.9738	2.0365	2.1000	2.1644	2.2296	2.2957	2.3627
700	2.4305	2.4991	2.5686	2.6390	2.7101	2.7821	2.8548	2.9284	3.0028	3.0780
800	3.1540	3.2308	3.3084	3.3867	3.4658	3.5457	3.6264	3.7078	3.7899	3.8729
900	3.9565	4.0409	4.1260	4.2119	4.2984	4.3857	4.4737	4.5624	4.6518	4.7419
1000	4.8326	4.9241	5.0162	5.1090	5.2025	5.2966	5.3914	5.4868	5.5829	5.6796
1100	5.7769	5.8749	5.9734	6.0726	6.1724	6.2728	6.3737	6.4753	6.5774	6.6801
1200	6.7833	6.8871	6.9914	7.0963	7.2017	7.3076	7.4140	7.5210	7.6284	7.7363
1300	7.8446	7.9534	8.0627	8.1724	8.2826	8.3932	8.5041	8.6155	8.7273	8.8394
1400	8.9519	9.0648	9.1780	9.2915	9.4053	9.5194	9.6338	9.7485	9.8634	9.9786
1500	10.0940	10.2097	10.3255	10.4415	10.5577	10.6740	10.7905	10.9071	11.0237	11.1405
1600	11.2574	11.3743	11.4913	11.6082	11.7252	11.8422	11.9591	12.0761	12.1929	12.3100
1700	12.4263	12.5429	12.6594	12.7757	12.8918	13.0078	13.1236	13.2391	13.3545	13.4696
1800	13.5845	13.6991	13.8135							

TABLE 11.57 Type E Thermocouples: Nickel-Chromium Alloy vs. Copper-Nickel Alloy*Thermoelectric voltage in millivolts; reference junction at 0°C.*

°C	0	10	20	30	40	50	60	70	80	90
-200	-8.824	-9.063	-9.274	-9.455	-9.604	-9.719	-9.797	-9.835		
-100	-5.237	-5.680	-6.107	-6.516	-6.907	-7.279	-7.631	-7.963	-8.273	-8.561
-0	0.000	-0.581	-1.151	-1.709	-2.254	-2.787	-3.306	-3.811	-4.301	-4.777
0	0.000	0.591	1.192	1.801	2.419	3.047	3.683	4.394	4.983	5.646
100	6.317	6.996	7.683	8.377	9.078	9.787	10.501	11.222	11.949	12.681
200	13.419	14.161	14.909	15.661	16.417	17.178	17.942	18.710	19.481	20.256
300	21.033	21.814	22.597	23.383	24.171	24.961	25.754	26.549	27.345	28.143
400	28.943	29.744	30.546	31.350	32.155	32.960	33.767	34.574	35.382	36.190
500	36.999	37.808	38.617	39.426	40.236	41.045	41.853	42.662	43.470	44.278
600	45.085	45.891	46.697	47.502	48.306	49.109	49.911	50.713	51.513	52.312
700	53.110	53.907	54.703	55.498	56.291	57.083	57.873	58.663	59.451	60.237
800	61.022	61.806	62.588	63.368	64.147	64.924	65.700	66.473	67.245	68.015
900	68.783	69.549	70.313	71.075	71.835	72.593	73.350	74.104	74.857	75.608
1000	76.358									

TABLE 11.58 Type J Thermocouples: Iron vs. Copper-Nickel Alloy*Thermoelectric voltage in millivolts; reference junction at 0°C.*

°C	0	10	20	30	40	50	60	70	80	90
-200	-7.890	-8.096								
-100	-4.632	-5.036	-5.426	-5.801	-6.159	-6.499	-6.821	-7.122	-7.402	-7.659
-0	0.000	-0.501	-0.995	-1.481	-1.960	-2.431	-2.892	-3.344	-3.785	-4.215
0	0.000	0.507	1.019	1.536	2.058	2.585	3.115	3.649	4.186	4.725
100	5.268	5.812	6.359	6.907	7.457	8.008	8.560	9.113	9.667	10.222
200	10.777	11.332	11.887	12.442	12.998	13.553	14.108	14.663	15.217	15.771
300	16.325	16.879	17.432	17.984	18.537	19.089	19.640	20.192	20.743	21.295
400	21.846	22.397	22.949	23.501	24.054	24.607	25.161	25.716	26.272	26.829
500	27.388	27.949	28.511	29.075	29.642	30.210	30.782	31.356	31.933	32.513
600	33.096	33.683	34.273	34.867	35.464	36.066	36.671	37.280	37.893	38.510
700	39.130	39.754	40.482	41.013	41.647	42.283	42.922			

TABLE 11.59 Type K Thermocouples: Nickel-Chromium Alloy vs. Nickel-Aluminum Alloy*Thermoelectric voltage in millivolts; reference junction at 0°C.*

°C	0	10	20	30	40	50	60	70	80	90
-200	-5.891	-6.035	-6.158	-6.262	-6.344	-6.404	-6.441	-6.458		
-100	-3.553	-3.852	-4.138	-4.410	-4.669	-4.912	-5.141	-5.354	-5.550	-5.730
-0	0.000	-0.392	-0.777	-1.156	-1.517	-1.889	-2.243	-2.586	-2.920	-3.242
0	0.000	0.397	0.798	1.203	1.611	2.022	2.436	2.850	3.266	3.681
100	4.095	4.508	4.919	5.327	5.733	6.137	6.539	6.939	7.338	7.737
200	8.137	8.537	8.938	9.341	9.745	10.151	10.560	10.969	11.381	11.793
300	12.207	12.623	13.039	13.456	13.874	14.292	14.712	15.132	15.552	15.974
400	16.395	16.818	17.241	17.664	18.088	18.513	18.839	19.363	19.788	20.214
500	20.640	21.066	21.493	21.919	22.346	22.772	23.198	23.624	24.050	24.476
600	24.902	25.327	25.751	26.176	26.599	27.022	27.445	27.867	28.288	28.709
700	29.128	29.547	29.965	30.383	30.799	31.214	31.629	32.042	32.455	32.866
800	33.277	33.686	34.095	34.502	34.909	35.314	35.718	36.121	36.524	36.925
900	37.325	37.724	38.122	38.519	38.915	39.310	39.703	40.096	40.488	40.879
1000	41.269	41.657	42.045	42.432	42.817	43.202	43.585	43.968	44.349	44.729
1100	45.108	45.486	45.863	46.238	46.612	46.985	47.356	47.726	48.095	48.462
1200	48.828	49.129	49.555	49.916	50.276	50.633	50.990	51.344	51.697	52.049
1300	52.398	52.747	53.093	53.439	53.782	54.125	54.466	54.807		

TABLE 11.60 Type N Thermocouples: Nickel–14.2% Chromium–1.4% Silicon Alloy vs. Nickel–4.4% Silicon–0.1% Magnesium Alloy

Thermoelectric voltage in millivolts; reference junction at 0°C.

°C	0	10	20	30	40	50	60	70	80	90
–200	–3.990	–4.083	–4.162	–4.227	–4.277	–4.313	–4.336	–4.345		
–100	–2.407	–2.612	–2.807	–2.994	–3.170	–3.336	–3.491	–3.634	–3.766	–3.884
–0	0.000	–0.260	–0.518	–0.772	–1.023	–1.268	–1.509	–1.744	–1.972	–2.193
0	0.000	0.261	0.525	0.793	1.064	1.339	1.619	1.902	2.188	2.479
100	2.774	3.072	3.374	3.679	3.988	4.301	4.617	4.936	5.258	5.584
200	5.912	6.243	6.577	6.914	7.254	7.596	7.940	8.287	8.636	8.987
300	9.340	9.695	10.053	10.412	10.772	11.135	11.499	11.865	12.233	12.602
400	12.972	13.344	13.717	14.091	14.467	14.844	15.222	15.601	15.981	16.362
500	16.744	17.127	17.511	17.896	18.282	18.668	19.055	19.443	19.831	20.220
600	20.609	20.999	21.390	21.781	22.172	22.564	22.956	23.348	23.740	24.133
700	24.526	24.919	25.312	25.705	26.098	26.491	26.885	27.278	27.671	28.063
800	28.456	28.849	29.241	29.633	30.025	30.417	30.808	31.199	31.590	31.980
900	32.370	32.760	33.149	33.538	33.926	34.315	34.702	35.089	35.476	35.862
1000	36.248	36.633	37.018	37.402	37.786	38.169	38.552	38.934	39.315	39.696
1100	40.076	40.456	40.835	41.213	41.590	41.966	42.342	42.717	43.091	43.464
1200	43.836	44.207	44.577	44.947	45.315	45.682	46.048	46.413	46.777	47.140
1300	47.502									

TABLE 11.61 Type R Thermocouples: Platinum–13% Rhodium Alloy vs. Platinum*Thermoelectric voltage in millivolts; reference junction at 0°C.*

°C	0	10	20	30	40	50	60	70	80	90
(Below zero)		−0.0515	−0.100	−0.1455	−0.1877	−0.2264				
0	0.0000	0.0543	0.1112	0.1706	0.2324	0.2965	0.3627	0.4310	0.5012	0.5733
100	0.6472	0.7228	0.8000	0.8788	0.9591	1.0407	1.1237	1.2080	1.2936	1.3803
200	1.4681	1.5571	1.6471	1.7381	1.8300	1.9229	2.0167	2.1113	2.2068	2.3030
300	2.4000	2.4978	2.5963	2.6954	2.7953	2.8957	2.9968	3.0985	3.2009	3.3037
400	3.4072	3.5112	3.6157	3.7208	3.8264	3.9325	4.0391	4.1463	4.2539	4.3620
500	4.4706	4.5796	4.6892	4.7992	4.9097	5.0206	5.1320	5.2439	5.3562	5.4690
600	5.5823	5.6960	5.8101	5.9246	6.0398	6.1554	6.2716	6.3883	6.5054	6.6230
700	6.7412	6.8598	6.9789	7.0984	7.2185	7.3390	7.4600	7.5815	7.7035	7.8259
800	7.9488	8.0722	8.1960	8.3203	8.4451	8.5703	8.6960	8.8222	8.9488	9.0758
900	9.2034	9.3313	9.4597	9.5886	9.7179	9.8477	9.9779	10.1086	10.2397	10.3712
1000	10.5032	10.6356	10.7684	10.9017	11.0354	11.1695	11.3041	11.4391	11.5745	11.7102
1100	11.8463	11.9827	12.1194	12.2565	12.3939	12.5315	12.6695	12.8077	12.9462	13.0849
1200	13.2239	13.3631	13.5025	13.6421	13.7818	13.9218	14.0619	14.2022	14.3426	14.4832
1300	14.6239	14.7647	14.9056	15.0465	15.1876	15.3287	15.4699	15.6110	15.7522	15.8935
1400	16.0347	16.1759	16.3172	16.4583	16.5995	16.7405	16.8816	17.0225	17.1634	17.3041
1500	17.4447	17.5852	17.7256	17.8659	18.0059	18.1458	18.2855	18.4251	18.5644	18.7035
1600	18.8424	18.9810	19.1194	19.2575	19.3953	19.5329	19.6702	19.8071	19.9437	20.0797
1700	20.2151	20.3497	20.4834	20.6161	20.7475	20.8777	21.0064			

TABLE 11.62 Type S Thermocouples: Platinum–10% Rhodium Alloy vs. Platinum*Thermoelectric voltage in millivolts; reference junction at 0°C.*

°C	0	10	20	30	40	50	60	70	80	90
(Below zero)		−0.0527	−0.1028	−0.1501	−0.1944	−0.2357				
0	0.0000	0.0552	0.1128	0.1727	0.2347	0.2986	0.3646	0.4323	0.5017	0.5728
100	0.6453	0.7194	0.7948	0.8714	0.9495	1.0287	1.1089	1.1902	1.2726	1.3558
200	1.4400	1.5250	1.6109	1.6975	1.7849	1.8729	1.9617	2.0510	2.1410	2.2316
300	2.3227	2.4143	2.5065	2.5991	2.6922	2.7858	2.8798	2.9742	3.0690	3.1642
400	3.2597	3.3557	3.4519	3.5485	3.6455	3.7427	3.8403	3.9382	4.0364	4.1348
500	4.2336	4.3327	4.4320	4.5316	4.6316	4.7318	4.8323	4.9331	5.0342	5.1356
600	5.2373	5.3394	5.4417	5.5445	5.6477	5.7513	5.8553	5.9595	6.0641	6.1690
700	6.2743	6.3799	6.4858	6.5920	6.6986	6.8055	6.9127	7.0202	7.1281	7.2363
800	7.3449	7.4537	7.5629	7.6724	7.7823	7.8925	8.0030	8.1138	8.2250	8.3365
900	8.4483	8.5605	8.6730	8.7858	8.8989	9.0124	9.1262	9.2403	9.3548	9.4696
1000	9.5847	9.7002	9.8159	9.9320	10.0485	10.1652	10.2823	10.3997	10.5174	10.6354
1100	10.7536	10.8720	10.9907	11.1095	11.2286	11.3479	11.4674	11.5871	11.7069	11.8269
1200	11.9471	12.0674	12.1878	12.3084	12.4290	12.5498	12.6707	12.7917	12.9127	13.0338
1300	13.1550	13.2762	13.3975	13.5188	13.6401	13.7614	13.8828	14.0041	14.1254	14.2467
1400	14.3680	14.4892	14.6103	14.7314	14.8524	14.9734	15.0942	15.2150	15.3356	15.4561
1500	15.5765	15.6967	15.8168	15.9368	16.0566	16.1762	16.2956	16.4148	16.5338	16.6526
1600	16.7712	16.8895	17.0076	17.1255	17.2431	17.3604	17.4474	17.5942	17.7105	17.8264
1700	17.9417	18.0562	18.1698	18.2823	18.3937	18.5038	18.6124			

TABLE 11.63 Type T Thermocouples: Copper vs. Copper-Nickel Alloy*Thermoelectric voltage in millivolts; reference junction at 0°C.*

°C	0	10	20	30	40	50	60	70	80	90
-200	-5.603	-5.753	-5.889	-6.007	-6.105	-6.181	-6.232	-6.258		
-100	-3.378	-3.656	-3.923	-4.177	-4.419	-4.648	-4.865	-5.069	-5.261	-5.439
-0	0.000	-0.383	-0.757	-1.121	-1.475	-1.819	-2.152	-2.475	-2.788	-3.089
0	0.000	0.391	0.789	1.196	1.611	2.035	2.467	2.908	3.357	3.813
100	4.277	4.749	5.227	5.712	6.204	6.702	7.207	7.718	8.235	8.757
200	9.286	9.820	10.360	10.905	11.456	12.011	12.572	13.137	13.707	14.281
300	14.860	15.443	16.030	16.621	17.217	17.816	18.420	19.027	19.638	20.252
400	20.869									

11.11 CORRECTION FOR EMERGENT STEM OF THERMOMETERS

When a thermometer which has been standardized for total immersion is used with a part of the liquid column at a temperature below that of the bulb, the reading is low and a correction must be applied. The stem correction, in degrees Celsius, is given by

$$KL(t_o - t_m) = \text{degrees Celsius}$$

where K = constant, characteristic of the particular kind of glass and temperature (see Table 11.49)

L = length of exposed thermometer, °C (that is, the length not in contact with vapor or liquid being measured)

t_o = observed temperature on thermometer

t_m = mean temperature of exposed column (obtained by placing an auxiliary thermometer alongside with its bulb midpoint)

For thermometers containing organic liquids, it is sufficient to use the approximate value, $K = 0.001$. In such thermometers the value of K is practically independent of the kind of glass.

TABLE 11.64 Values of K for Stem Correction of Thermometers

Temperature, °C	Soft glass	Heat-resistant glass
0–150	0.000 158	0.000 165
200	0.000 159	0.000 167
250	0.000 161	0.000 170
300	0.000 164	0.000 174
350		0.000 178
400		0.000 183
450		0.000 188

Index Terms**Links**

Abbreviations:		
of amino acids, 3 letter and 1 letter	11.102	
of ligand names	3.11	
mathematical	2.23	
of SI units	2.3	
of states of aggregation	2.6	
of words	2.26	
ABS copolymers	10.20	
properties of	10.50	
Absolute configuration	1.49	
Absorbance:		
defined	7.39	
to percent absorption, table	2.96	
to transmittance, table	2.98	
Absorption bands, electronic, for		
chromophores	7.19	
Absorption cross section of nuclides	4.58	
Absorption edges, X-ray, wavelengths of	7.8	
Absorption indicators	11.95	
Absorption energies, X-ray, critical	7.7	
Absorption lines, atomic, of elements	7.29	
Absorption maxima, wavelengths, of		
acid-base indicators	8.116	
Absorption, percent, conversion to		
absorbance, table	2.96	
Absorptivity, defined	7.38	
Abundance, natural:		
of isotopes	4.81	
of nuclides	4.59	7.89
Accuracy	2.118	
Acetal copolymers	10.8	10.22
Acetal homopolymers	10.8	10.22
Acetal polymers, properties of	10.22	
Acetals:		
nomenclature of	1.23	
as plastic materials, formulas and		
properties of	10.8	10.22
Acetamide, binary azeotropes with	5.74	
Acetate, formation constants with	8.88	
Acetic acid:		
binary azeotropes with	5.63	
pKa values of	8.81	
ternary azeotropes with	5.80	
Acetone, binary azeotropes with	5.74	
pKa values in	8.81	
Acetonitrile:		
formation constants with	8.88	
pKa values in	8.81	
Acetylacetone, formation constants with	8.88	
Acetylene, solubility in water at various		
temperatures	5.3	
Acid anhydrides:		
infrared frequencies of	7.50	
nomenclature of	1.23	
Raman frequencies of	7.78	

Index Terms**Links**

Acid-base indicators	8.115	
Acid-base titrations:		
indicators for	8.116	
primary standards for	11.74	
volumetric (titrimetric) factors for	11.76	
Acid chlorides, infrared frequencies of	7.50	
Acid dissociation constants:		
Harnmett and Taft equations for		
estimation of	9.2	
of indicators	8.116	
of inorganic materials	8.18	
of organic materials	8.24	
at various temperatures	8.73	
Acid halides:		
infrared frequencies of	7.50	
Raman frequencies of	7.78	
Acid halogenides	3.8	
Acid peroxides, infrared frequencies of	7.50	
Acid titrants, volumetric factors for	11.76	
Acid value:		
of fats and oils	10.69	
of waxes	10.72	
Acids:		
concentrations of commonly used	11.106	
functional derivatives of inorganic,		
nomenclature of	3.8	
inorganic, nomenclature of	3.8	
organic, nomenclature of	1.29	1.38
standardization of basic solutions	11.75	
trivial names for inorganic (table)	3.8	
Acrylic poly(vinyl chloride) alloy,		
properties of	10.24	
Acrylic polymers:		
description of	10.8	
properties of	10.8	10.24
Acrylonitrile-butadiene-styrene (ABS)		
copolymers	10.19	
Acrylonitrile- butadiene-styrene-poly		
(vinyl chloride) alloy, properties of	10.24	
Activity coefficients	8.2	
at high ionic strengths	8.5	
Acyclic conformation isomers	1.39	
Acyl halides, nomenclature of	1.24	
Acylals, nomenclature of	1.23	
Addition compounds, nomenclature of	3.112	
Additives to polymers	10.4	
Adjusted retention time	11.27	
Adsorption indicators	11.95	
Affinities, electron:		
of atoms	4.24	
of molecules	4.25	
of radicals	4.27	
Affixes, multiplying	1.21	

<u>Index Terms</u>	<u>Links</u>	
Aggregation, states of, abbreviations for	2.7	
Air:		
autoignition temperatures of combustible mixtures	5.139	
buoyancy reduction factor for weighings	2.83	
flammable limits of combustible mixtures in	5.139	
moist, density of	5.88	
refractive index of	5.135	
saturated, mass of water vapor in at various temperatures	5.156	
solubility in water at various temperatures	5.3	
specific gravity at various temperatures	5.88	
Alcoholometer	2.66	
Alcohols:		
binary azeotropes with nomenclature of	5.57	5.66
retained trivial names of	1.24	
ternary azeotropes with	5.81	
Aldehydes:		
binary azeotropes with	5.59	
infrared frequencies of	7.51	
nomenclature of	1.26	
Raman frequencies of	7.78	
Alicyclic ring systems, carbon-13 chemical shifts	7.101	
Aliphatic hydrocarbons, monocyclic, nomenclature of	1.5	
Alizarin red, formation constants with	8.89	
Alkali titrants, volumetric factors for	11.77	
Alkane carbon-hydrogen and carbon-carbon bonds		
Raman frequencies of	7.71	
Alkane carbons, estimation of carbon-13 chemical shifts	7.102	
Alkane residues, infrared frequencies of	7.41	
Alkanes:		
carbon-13 chemical shifts	7.102	
nomenclature of	1.1	
proton chemical shifts	7.92	
Raman frequencies of	7.71	
Alkenes:		
carbon-13 chemical shifts	7.103	
infrared frequencies of	7.54	
nomenclature of	1.4	
proton chemical shifts	7.92	
Raman frequencies of	7.79	
Alkyd molding polymers, properties of	10.24	10.42
Alkyd polyester thermosetting polymers, properties of	10.42	
Alkyd polymers	10.9	
Alkyl carbon-13 chemical shifts, effect of substituents upon	7.102	
Alkyl groups, effects of substituent groups on carbon-13 chemical shifts	7.102	

<u>Index Terms</u>	<u>Links</u>
Alkynes, nomenclature of	1.4
Allotropes	3.5
Alloy polymers:	
description of	10.10
properties of	10.24
Allyl alcohol:	
binary azeotropes with	5.71
ternary azeotropes with	5.78
Allyl polymers:	
description of	10.10
properties of	10.26
Allyl-diglycol-carbonate polymer,	
properties of	10.26
Alphabet, Greek	2.25
Alternate names of organic compounds	1.74 1.76
Alternative hypothesis	2.126
Altitude-gravity correction in barometry	2.77
Altitude-temperature factor in barometry	2.78
Alumina, solvent strength parameters	11.16
Aluminum:	
bond dissociation energies	4.41
gravimetric factors	11.41
Amides:	
infrared frequencies of	7.52
inorganic	3.9
nomenclature of	1.27
Amidines, infrared frequencies of	7.54
Amines:	
binary azeotropes with	5.59
infrared frequencies of	7.41
nomenclature of	1.27
Amino acids, pI and pKa values	11.102
Ammonia:	
formation constants with	8.83
liquid, vapor pressure of	5.27
solubility in water at various temperatures	5.3
Ammoniameter	2.66
Ammonium compounds:	
gravimetric factors	11.41
nomenclature of	1.28
Ammonium ion, infrared frequencies of	7.46
Amorphous polymers	10.2
Amount of substance	2.3
Ampere, definition of	2.3
Analytical reagents for gravimetry	11.67
Analytical weights, tolerances for	11.71
Analyzing crystals, for X-ray spectroscopy	7.13
Angle, trigonometric functions of	2.113 2.115
Angles in unit cells	4.58
Anhydrides, of inorganic acids	3.9
Aniline, binary azeotropes with	5.75
Animal fats and oils, properties of	10.69
Anion-exchange resins, guide to (table)	11.33

Index Terms**Links**

Anions, inorganic:		
nomenclature of	3.6	3.10
selectivity coefficients in ion exchange	11.38	
Anomalous electron moment correction	2.4	
Antifreeze solutions, aqueous	5.83	
Antimony:		
bond dissociation energies	4.41	
gravimetric factors	11.42	
Antioxidants for polymers	10.4	
Antistatic agents for polymers	10.4	
Antoine equation	5.29	
Aqueous tension of solutions	11.6	
Aramid polymer, properties of	10.38	
Areas:		
between abscissa values of normal distribution curve	2.122	
by approximation	2.111	
of surfaces	2.109	
Argon, solubility in water at various temperatures	5.8	
Argon ICP, detection limits of elements (table)	7.29	
Argon-ion laser plasma lines	7.88	
Arithmetic means of set of numbers	2.118	
Arithmetic mean	2.118	
Aromatic bands, infrared frequencies of	7.57	
Aromatic compounds:		
carbon-13 chemical shifts	7.104	7.105
monocyclic, nomenclature of	1.5	
proton chemical shifts	7.96	
Raman frequencies of	7.82	
Aromatic nylon polymer, properties of	10.38	
Aromatic polyester polymers, properties of	10.42	
Arsenazo, formation constants with	8.89	
Arsenic:		
bond dissociation energies	4.41	
gravimetric factors	11.43	
Astatine bond dissociation energy	4.41	
Atmospheres, conversion to other pressure units	2.87	
Atom radius of an element	4.29	
Atomic absorption:		
electrothermal, detection limits of elements to	7.29	
flame, detection limits of elements	7.29	
Atomic and group refractions (table)	5.136	
Atomic fluorescence, plasma, detection limits of elements	7.29	
Atomic mass constant	2.4	
Atomic number of elements	4.2	
Atomic quantities, symbols, SI units and definitions	2.6	
Atomic refractions	5.135	
Atoms, electron affinities of	4.24	

<u>Index Terms</u>	<u>Links</u>
Aurintricarboxylic acid, formation constants with	8.89
Autoignition temperature of combustible mixtures in air	5.139
Average linear velocity of mobile phase	11.27
Avogadro number constant	2.4 5.169
Axes in unit cells	4.58
Azeotropic mixtures:	
binary	5.58
ternary	5.77
Azo compounds:	
infrared frequencies of	7.55
nomenclature of	1.28
Raman frequencies of	7.81
Azoxy compounds:	
infrared frequencies of	7.55
nomenclature of	1.28
Balling hydrometer	2.68
Band asymmetry	11.28
Barium:	
bond dissociation energies	4.41
gravimetric factors	11.43
Barkometer (barkrometer)	2.66
Barometric corrections:	
for capillarity	2.71 2.75
for latitude-gravity	2.75
reduction to sea level	2.78
for temperature	2.72
Barometry	2.7
Base width of chromatographic peak	11.29
Bases:	
concentration of commonly used	11.106
primary standards for aqueous acidic solutions	11.74
Bates brewers' saccharometer	2.68
Bates-Guggenheim convention for pH	8.115
Baume degrees, conversion to density	2.85
Baume hydrometers	2.67
Beck's hydrometer	2.67
Beer's law	7.39
Beilstein's Handbuch references for organic compounds	1.74 1.76
Benzene:	
absorption bands (ultraviolet) of	7.23
binary azeotropes with	5.76
carbon-13 chemical shifts in substituted	7.104
proton chemical shifts in	
monosubstituted	7.96
Raman frequencies of substitution patterns	7.82
vapor permeability of polymers	10.69
Benzene ring, substitution patterns, Raman frequencies	7.83

<u>Index Terms</u>	<u>Links</u>
Benzoylacetone, formation constants with	8.89
Benzyl alcohol, binary azeotropic mixtures	5.71
Berthelot's equation of state	5.170
Beryllium:	
bond dissociation energies	4.41
gravimetric factors	11.44
Best-fit line	2.133
errors in slope and intercept	2.135
Binary azeotropes	5.58
containing alcohols	5.66
containing ketones	5.74
containing organic acids	5.62
containing water	5.58
Binary compounds between nonmetals	3.2
Biological buffers, pH range	8.110
Biological materials, pH measurement of	8.106
Bis(2-hydroxyethyl) ether, binary azeotropes with	5.76
Bismuth:	
bond dissociation energies	4.42
gravimetric factors	11.44
Bisphenol epoxy resin, properties of	10.28
Bivalent sulfur, nomenclature of	1.37
Blackbody radiation	7.38 7.39
Blaze wavelength	7.40
Block copolymers	10.3
of styrene, properties of	10.54
Blood, pH measurement of	8.106
Body-centered cubic structure	4.57
Bohr magneton	2.4
Bohr radius	2.4
Boiling point:	
of chromatographic solvents	11.16
of inorganic compounds	3.14
molecular elevation of	11.13
of organic compounds	1.76
organic solvents arranged by	11.10
of water at various pressures	5.56
Boiling point temperature, calculation of	5.30
Boltzmann constant	2.4
Bond dipole moments	4.53
Bond dissociation energies	4.41
Bond lengths and strengths	4.29
<i>(See also entries for specific elements)</i>	
Bonds, spatial orientation of	4.56
Borate, reference pH buffer solution at various temperatures	8.105
Boron:	
bond dissociation energies	4.42
bond lengths with other elements	4.39
gravimetric factors	11.44
Boron compounds:	
infrared frequencies of	7.61
nomenclature of	1.29

<u>Index Terms</u>	<u>Links</u>
Boron-11 chemical shifts	7.111
Boyle's law	5.169
Branched polymers	10.3
BR rubber	10.59
Bragg equation	7.40
Bridged hydrocarbons, nomenclature of	1.10
Briggsian system of logarithms	2.102
Brix hydrometer	2.67 2.68
Bromide, formation constants with	8.84
Bromine:	
bond dissociation energies	4.42
gravimetric factors	11.44
overpotential of	8.140
solubility in water at various temperatures	5.3
Buffer solutions:	
for control purposes	8.110
standard reference	8.104
Buna N rubber	10.59
Buna S rubber	10.61
Buoyancy effect when weighing in air	2.83
Burets, tolerances for	11.103
Burning rate of polymers	10.22
Butadiene-maleic acid copolymer,	
properties of	10.42
1-Butanol:	
binary azeotropes with	5.69
ternary azeotropes with	5.78
2-Butanol, ternary azeotropes with	5.78
2-Butanone, binary azeotropes with	5.74
2-Butoxyethanol, binary azeotropes with	5.72
Butyl rubber	10.60
Butyric acid, binary azeotropes with	5.64
Cadmium:	
bond dissociation energies	4.42
gravimetric factors	11.44
Calcium:	
bond dissociation energies	4.42
gravimetric factors	11.45
Calcium chloride solutions, percent	
humidity of	11.7
Calcium hydroxide reference pH buffer	
solution at various temperatures	8.105
Calibration of conductivity vessels	8.160
Calmagite, formation constants with	8.90
Calomel reference electrodes, EMF as	
function of temperature	8.113
Candela, definition of	2.3
Capacity factor (<i>see Partition ratio</i>)	
Capillarity correction for barometer	2.75
Carbon:	
attached to double bond, estimation of	
chemical shifts of	7.103
bond dissociation energies	4.42
gravimetric factors	11.46

Index Terms**Links**

Carbon-carbon:		
bond lengths	4.36	
single bonds, Raman frequencies of	7.75	
spin coupling constants	7.108	
Carbon dioxide:		
gas permeability of polymers and rubbers	10.66	
solubility in water at various temperatures	5.4	
Carbon-fluorine spin coupling constants	7.109	
Carbon-halogen bond lengths	4.36	
Carbon-hydrogen:		
bond lengths	4.37	
infrared absorption frequencies	7.41	
Raman frequencies	7.71	
spin coupling constants	7.107	
Carbon-metals bond lengths	4.38	
Carbon monoxide solubility in water at		
various temperatures	5.4	
Carbon-nitrogen, bond lengths	4.37	
Carbon-nitrogen bonds, Raman frequencies of	7.74	
Carbon-nitrogen double bonds, Raman		
frequencies of	7.77	7.80
Carbon-nitrogen spin coupling constants	7.116	
Carbon-oxygen bond lengths	4.37	
Carbon-selenium bond lengths	4.38	
Carbon-silicon bond lengths	4.38	
Carbon-sulfur bond lengths	4.38	
Carbon tetrachloride vapor permeability		
for polymers	10.69	
Carbon-13:		
alkanes, estimation of chemical shifts of	7.102	
attached to double bond, estimation of		
chemical shifts	7.103	
chemical shifts	7.99	
of carbonyl groups	7.106	
in substituted benzenes	7.104	
in substituted pyridines	7.105	
Carbon-13 spin coupling constants	7.107	
Carbonate reference pH buffer solution		
at various temperatures	8.105	
Carbonyl groups:		
carbon-13 chemical shifts	7.106	
infrared frequencies of	7.5	
Raman frequencies of	7.78	
Carboxylate ions, Raman frequencies of	7.79	
Carboxylic acids:		
infrared frequencies of	7.52	
nomenclature of	1.29	
Raman frequencies of	7.79	
Carter's hydrometer	2.67	
Cations		
exchange resins for (guide)	11.34	
inorganic, nomenclature of	3.6	
relative selectivity in ion exchange	11.37	

<u>Index Terms</u>	<u>Links</u>
Cellulose acetate polymers:	
description of	10.10
properties of	10.26
Cellulose-acetate-butyrate polymer:	
description of	10.11
properties of	10.26
Cellulose-acetate-propionate polymer:	
description of	10.11
properties of	10.28
Cellulose nitrate polymer:	
description of	10.11
properties of	10.28
Cellulose triacetate	10.10
Cellulosic polymers:	
description of	10.10
properties of	10.26
Celsius to Fahrenheit conversion factors	2.54
Centered period, use of	3.2
Centistokes, conversion factors	2.82
Cerium:	
bond dissociation energies	4.43
equations and equivalents for	11.66
gravimetric factors	11.47
Cesium:	
bond dissociation energies	4.44
gravimetric factors	11.47
Chain compounds, formulas for	3.2
Chain-transfer agents for polymers	10.4
Characteristic of a common logarithm	2.102
Characteristic low-mass neutral fragments	
from the molecular ion	7.127
Charge numbers in inorganic formulas	3.4
Charge-to-mass ratio for electron	2.4
Charles' law	5.169
Chemical Abstracts indexing system	1.49
Chemical blowing agents for polymers	10.6
Chemical nomenclature:	
inorganic	3.1
organic	1.2
Chemical reactions, symbols, SI units	
and definitions	2.7
Chemical resistance:	
or polymers	10.64
of rubbers	10.65
Chemical shifts:	
of boron-11	7.111
of carbon-13	7.99
attached to a double bond	7.103
in carbonyl groups	7.106
in substituted benzenes	7.104
in substituted pyridines	7.105
of fluorine-19	7.117
of nitrogen-15	7.112
of phosphorus-31	7.119

Index Terms**Links**

Chemical shifts: (<i>Cont.</i>)		
of protons in methine and methylene groups, estimation of	7.94	
of protons, in monosubstituted benzene	7.96	
of residual protons in incompletely deuterated solvents	7.98	
of silicon-29	7.118	
Chemical structures:		
of crystals	4.58	
of ion-exchange resins	11.32	
of polymers	10.8	10.58
of rubbers	10.58	
Chemical symbols and definitions	2.6	
Chemicals:		
common reactive and incompatible	11.130	
flammable	11.136	
recommended for refrigerated storage	11.136	
which polymerize or decompose on extended refrigeration	11.136	
Chi square distribution	2.128	
percentiles of	2.129	
Chiral compounds, sequence rules for	1.44	
Chirality and optical activity	1.45	
Chloride, formation constants with	8.83	
Chlorinated polyester polymer, properties of	10.28	
Chlorinated poly(vinyl chloride), properties of	10.56	
Chlorine:		
bond dissociation energies	4.44	
gravimetric factors	11.47	
overpotential of	8.140	
solubility in water at various temperatures	5.4	
Chlorosulfonated polyethylene	10.58	
Chromatographic behavior of solutes	11.27	
Chromatographic solvents	11.16	
Chromatography, symbols and definitions for	2.8	
Chromium:		
bond dissociation energies	4.44	
gravimetric factors	11.47	
Chromophores, electronic absorption bands for	7.19	
Circle, properties of	2.110	
Citrate reference pH buffer solution at various temperatures	8.105	
Citric acid, formation constants with	8.90	
Clapeyron equation	6.3	
Clausius-Clapeyron equation	6.3	
Cleaning solutions for fritted glassware	11.69	
Cobalt:		
bond dissociation energies	4.33	
gravimetric factors	11.48	
Coefficient of linear expansion, of polymers	10.22	
Coefficient of variation, in statistics	2.114	
Coefficient of viscosity	5.137	

<u>Index Terms</u>	<u>Links</u>
Collective inorganic names	3.4
Colloid chemistry, symbols, SI units, and definitions for	2.10
Colloids, protective	11.95
Column efficiency	11.27
Column selectivity factor (<i>see Relative retention</i>)	
Combustible mixtures in air	5.139
Commercial plastics, properties of	10.22
Common logarithms	2.102
Complexometric titrations	11.89
indicators for	11.96
Compressibility factor, in gas chromatography	11.26
critical	6.134
Compressibility of water	5.156
Compressive modulus of polymers	10.22
Compressive strength, rupture, of polymers	10.22
Compton wavelength of electron, neutron, and proton	2.4
Conductance	8.157
of electrolyte solution, defined	8.169
relations in	8.168
Conductivities, equivalent, of electrolytes in aqueous solutions	8.163
Conductivity:	
defined	8.168
equivalent	8.169
electrical, of various pure liquids	8.161
of standard potassium chloride solutions	8.160
of water at various temperatures	8.168
Conductivity, thermal:	
of elements	4.2
of gases at various temperatures	5.148
of liquids at various temperatures	5.151
of solids	5.154
Cone, volume and area of	2.112
Confidence level and limits	2.124
Configuration, electronic, of elements	4.2
Conformational isomers	1.39
Conjunctive nomenclature	1.21
Constants, fundamental	2.117
Control charts	2.137
Conversion factors	2.35
temperature	2.54
Cooling mixtures	11.3
Coordination bonds, dipole moments	4.54
Coordination compounds, inorganic nomenclature of	3.10
Copolymerization	10.3
Copper:	
bond dissociation energies	4.44
gravimetric factors	11.49
Copper vs. copper-nickel alloy thermocouple	11.140 11.149

Index Terms**Links**

Correction for solvents in ultraviolet-visible region	7.23	
Coupling agents for polymers	10.4	
Covalent radii of elements	4.35	
Critical compressibility factor, defined	6.143	
Critical density	6.143	
Critical phenomena	6.142	
Critical pressure	6.142	
of elements and compounds	6.142	
Critical temperature, of elements and compounds	6.141	
Critical volume, of elements and compounds	6.142	
Critical X-ray absorption energies	7.8	
Cross-linked polymer, defined	10.3	
Cross section, thermal neutron absorption, of nuclides	4.59	
Crucibles used for fusions	11.70	
Cryoscopic constants	11.4	
Crystal lattice types	4.57	
Crystalline polymers	10.2	
Crystal structures, in inorganic nomenclature	3.10	
Crystals, analyzing, for X-ray spectroscopy	7.15	
Cube, area and volume of	2.112	
Cubic crystal lattices	4.57	
Cubical coefficients of thermal expansion	11.105	
Cumulated double bonds:		
infrared frequencies of	7.49	
Raman frequencies of	7.77	
Curium, bond dissociation energy	4.44	
Curve fitting	2.133	
Cyanato type compounds, nomenclature of	1.36	
Cyanide, formation constants with	8.84	
Cyclic compounds, conformations of	1.41	
Cyclic hydrocarbons with side chains, nomenclature of	1.11	
Cyclic ring systems:		
carbon-13 chemical shifts in	7.100	
nitrogen-15 chemical shifts in	7.113	
proton chemical shifts in	7.93	
Cyclohexanol, binary azeotropes with	5.70	
Cylinder, volume and area of	2.112	
Dalton's law of partial pressures	5.170	
Dative bonds, dipole moments	4.54	
Debye-Hückel equation	8.2	8.5
Decay of radionuclides	4.59	
Definitions of physical and chemical quantities	2.6	
Deflection temperature of polymers under flexural load	10.22	
Degree Celsius (<i>see Celsius to Fahrenheit conversion factors</i>)		

Index Terms**Links**

Degree Fahrenheit (<i>see Fahrenheit to Celsius conversion factors</i>)		
Degree kelvin	2.3	
Degree of ionic character of bonds	4.29	
Degrees of freedom, in statistics	2.123	
Deionizer, in flame photometry	7.41	
Demasking	11.93	
Demasking agents (table)	11.100	
Density:		
of aqueous glycerol solutions	5.138	
conversion to degrees Baumé and Twaddell	2.85	
critical	6.143	
determined, with pycnometer	5.89	
with plummet or sinker	5.89	
of elements	3.12	
hydrometers and relation between scales	2.66	
of inorganic compounds	3.12	
of mercury	5.87	
of moist air	5.88	
of organic compounds	1.76	
of solvents	11.18	
and specific gravity	2.66	5.87
of sucrose solutions	5.138	
of water	5.85	
Derivatives and differentiation	2.104	
Desiccants	11.5	
Detection limits, atomic absorption and atomic emission	7.29	
Determinative errors	2.118	
Deuterated solvents, chemical shifts:		
of carbon-13	7.110	
of residual protons	7.98	
Deuterium oxide, vapor pressure of	5.30	
Dew point readings and relative humidity	11.9	
Diallyl phthalate molding polymers, properties of	10.26	
Diallyl phthalate polymers	10.10	
Diamagnetic shielding factor, spherical water molecule	2.4	
1,2-Diarninocyclohexane-N,N,N',N'-tetra-acetic acid formation constants with	8.90	
Diastereomers	1.39	
Diatomic molecules:		
binding energies of	4.41	
bond lengths	4.29	
Dibenzoylmethane, formation constants with	8.91	
Dichromate, volumetric factors for	11.79	
Dielectric constant:		
discussion of	5.137	
of inorganic compounds	5.130	
of organic compounds	5.105	
of water at various temperatures	5.134	
of polymers	10.22	

<u>Index Terms</u>	<u>Links</u>
Dielectric strength of polymers	10.22
Dienes, absorption maxima of	7.19
Dienones, absorption wavelength of	7.22
Differentiation, rules for	2.104
4,5-Dihydroxybenzene-1,3-disulfonic acid, formation constants with	8.91
Dimensionless quantities, symbols and definitions	2.22
2,3-Dimercaptopropan-1-ol, formation constants with	8.92
Dimethylglyoxime, formation constants with	8.92
Dimethylsulfoxide, pKa values in	8.81
Dipole moments	4.53
discussion of	5.136
of inorganic compounds	5.130
of organic compounds	5.105
2,2-Dipyridyl, formation constants with	8.92
Dispersion of data, measures of	2.121
Dissipation (power) factor of polymers	10.22
Dissociation energy of diatomic molecules	4.41
Distribution coefficient in ion exchange	11.39
Distribution curve, normal	2.119
Distribution of measurements	2.118
Distribution ratio, symbols and definitions for	2.8
Double bonds:	
cumulated:	
infrared frequencies of	7.49
Raman frequencies of	7.77
estimation of chemical shift of protons	
attached	7.95
infrared red frequencies of	7.49
protons attached, estimation of chemical shift	7.95
Raman frequencies of	7.79
Double-bond radii, of elements	4.35
Drying agents	11.5
Drying and humidification	11.5
Duane-Hunt equation	7.39
Durometer hardness of rubbers	10.63
Dynamic viscosity	5.137
Dysprosium, bond dissociation energies	4.44
Ebullioscopic constants	11.13
ED PM rubber	10.60
EDTA complex, formation constants of	11.97
EDTA, values of α_4 at various pH values	11.97
Effective ionic radii in aqueous solutions	8.4
Effective plate number	11.28
Einstein equation	7.38
Elastomeric fibers	10.18
Elastomers, defined	10.2
Electric quadrupole moment of elements	7.89
Electrical conductivity of pure liquids	8.161
Electrical properties of polymers	10.22

<u>Index Terms</u>	<u>Links</u>
Electrical resistivity of elements	4.2
Electric current	2.3
Electricity, symbols, SI units, and definitions	2.11
Electrochemistry, symbols, SI units, and definitions	2.12
Electrode potentials	8.124
Electrodes, reference, potential of	8.113
Electrolytes, equivalent conductivities in aqueous solutions	8.163
Electromagnetic radiation	7.38
symbols, SI units, and definitions for	2.13
Electrometric measurement of pH	8.115
Electron affinities, of elements, molecules, and radicals	4.24
Electron magnetic moment	2.4
Electron radius, classical	2.4
Electron rest mass	2.4
Electronegative constituents, in inorganic formulas	3.3
Electronegativity	4.28
of elements (table)	4.29
Electronic absorption bands for chromophores	7.19
Electronic configuration of elements	4.2
Electrothermal atomic absorption, detection limits of elements	7.29
Elementary charge	2.4
Elements:	
abundance of naturally occurring isotopes	4.81
atom radius of	4.29
atomic number of	4.2
density of	3.12
effective ionic radii	4.30
electrical resistivity of	4.2
electron affinities of	4.24
electronegativities of	4.29
electronic configuration and properties	4.1
ionization energy	4.6
isotopes of naturally occurring	4.81
linear thermal expansion of	4.2
magnetic moment of	7.89
names and symbols for	3.3
nuclear properties of	4.42
potentials of	8.124
quadrupole moment of	7.89
sensitive emission lines of	7.34
standard stock solutions	11.107
symbols of	4.2
thermal conductivity of	4.2
work functions of	4.80
X-ray filters for	7.14
Ellipse, area of	2.111
Ellipsoid, area and volume of	2.113
Elongation, at break of polymers	10.22
ultimate, of rubbers	10.60

<u>Index Terms</u>	<u>Links</u>	
Emergent stem correction of thermometers	11.150	
Emission energies, X-ray	7.10	
Emission limits of elements	7.29	
Emission spectra, X-ray	7.3	
Emission wavelengths, of fluorescent compounds	7.25	
Empirical formula index of organic compounds	1.58	
Enantiomers	1.46	
Enclosing marks, use in inorganic formulas	3.2	
Energy equivalents	2.4	
Energy of ionization of molecular and radical species	4.8	
Engler degrees	2.82	
Enones, absorption wavelength of	7.22	
Enthalpies:		
of inorganic compounds	6.81	
of organic compounds	6.5	
Enthalpy:		
of formation	6.2	
of ions	4.8	
of melting:		
of inorganic compounds	6.124	
of organic compounds	6.51	
of sublimation	6.3	
of inorganic compounds	6.124	
of organic compounds	6.51	
of a system	6.4	
of vaporization	6.3	
of inorganic compounds	6.124	
of organic compounds	6.51	
Enthalpy change of bonds (<i>see Bond dissociation energies</i>)		
Entropies:		
of inorganic compounds	6.81	
of melting	6.4	6.51
of organic compounds	6.5	
of sublimation	6.4	
of vaporization	6.4	
Entropy of a system	6.5	
Epichlorohydrin rubber	10.59	
Epoxy casting resins, properties of	10.30	
Epoxy polymers	10.11	
Epoxy resins, properties of	10.28	
Epoxy silicone polymers, properties of	10.48	
Equations of state for real gases	5.170	
Equivalent conductances:		
of hydrogen ion at various temperatures	8.168	
of hydroxyl ion at various temperatures	8.168	
Equivalent conductivity:		
defined	8.169	
of electrolytes in aqueous solutions	8.163	
Equivalent ionic conductances, limiting	8.157	

<u>Index Terms</u>	<u>Links</u>
Equivalent weights for redox determinations (<i>See also Titrimetric factors</i>)	11.84
Erbium, bond dissociation energies	4.45
gravimetric factors	11.49
Eriochrome Black T, formation constants with	8.92
Error curve	2.119
Error probability, in statistics	2.123
Errors in quantitative analysis	2.118
Esters:	
binary azeotropes with	5.59
infrared frequencies of	7.50
of inorganic acids	3.9
nomenclature of	1.36
Raman frequencies of	7.78
Ethane, solubility in water at various temperatures	5.4
1,2-Ethenediol, binary azeotropes with	5.72
1,2-Ethenediol monoacetate, binary azeotropes with	5.73
Ethanol:	
binary azeotropes with	5.66
pKa values in	8.81
ternary azeotropes with	5.77
vapor permeability for polymers	10.69
Ethanolamine, formation constants with	8.93
Ethanol-water mixtures, freezing point of	5.83
Ethers:	
binary azeotropes with	5.61
infrared frequencies of	7.58
Raman frequencies of	7.85
2-Ethoxyethanol, binary azeotropes with	5.72
Ethyl acetate, vapor permeability for polymers	10.69
Ethyl cellulose polymer:	
description of	10.11
properties of	10.28
Ethylene, solubility in water at various temperatures	5.4
Ethylene-chlorotrifluoroethylene copolymer:	
description of	10.13
properties of	10.32
Ethylene glycol-water mixtures, freezing point of	5.84
Ethylene-propylene-diene rubber	10.60
Ethylene-tetrafluoroethylene copolymer	10.13
Ethylene-vinyl acetate copolymer, properties of	10.44
Ethylenediamine, formation constants with	8.93
Ethylenediamine-N,N,N',N'-tetraacetic acid, formation constants with	8.93
Ethylenediaminetetraacetic acid, values of α_4 at various pH	11.91
Europium, bond dissociation energies	4.45

Index Terms**Links**

Excitation wavelengths of fluorescent compounds	7.25
Expansion in series	2.115
Explosive limits of combustible mixtures in air	5.139
Exponential series	2.115
Eyrknan equation	5.135
<i>F</i> statistic (tables)	2.131
<i>F</i> test for equality of variances	2.130
Face-centered lattices	4.57
Fahrenheit to Celsius conversion factors	2.54
Faraday constant	2.5
Fats, properties of	10.69
Fatty oil hydrometer	2.67
Fehling's solution	11.114
Filters, membrane for X-rays	7.132
Fine structure constant	2.5
First radiation constant	2.5
Flame atomic absorption, detection limits of elements	7.29
Flame emission, detection limits of elements	7.29
Flame retardants for polymers	10.5
Flammable chemicals	11.115
Flammable limits of combustible mixtures in air	5.139
Flash point of organic compounds	1.76
Flasks, volumetric, tolerances for	11.102
Flexural modulus of polymers	10.22
Flexural strength, rupture, of polymers	10.22
Fluidity, definition of	5.133
Fluorescence	7.25
laws of	7.38
plasma atomic, detection limits of elements	7.29
quantum yield values	7.28
standards	7.28
Fluorescent compounds, excitation and emission wavelengths	7.25
Fluorescent indicators for acid-base titrations	8.120
Fluoride, formation constants with	8.84
Fluorinated ethylene-propylene resin:	
description of	10.12
properties of	10.32
Fluorine:	
bond dissociation energies	4.45
equations and equivalents for	11.68
gravimetric factors	11.49
Fluorine-carbon spin coupling constants	7.109
Fluorine-19 to fluorine-19 spin coupling constants	7.118
Fluorine-19 chemical shifts	7.117

Index Terms**Links**

Fluorocarbon polymers:		
description of	10.12	
properties of	10.30	
Fluxes for sample decomposition	11.70	
Foaming agents for polymers	10.5	
Foams, polyurethane	10.18	
Formation, enthalpy of	6.2	
Formation constants of metal complexes	8.82	
with inorganic ligands	8.83	
with organic ligands	8.88	
Formic acid, binary azeotropes with	5.62	
Formula weights:		
of inorganic compounds	3.14	
of organic compounds	1.76	
Formulas:		
of inorganic compounds	3.14	
of organic compounds	1.76	
of plastic materials	10.8	10.58
writing, of inorganic compounds	3.1	
(<i>See also Nomenclature</i>)		
Fortin barometer	2.70	
Fourier's series	2.116	
Fragmentation patterns in mass spectrometry	7.126	
Free radicals, writing formula for	3.2	
Freedom, degrees of, in statistics	2.123	
Freezing mixtures	5.83	11.3
Freezing point, molecular lowering of	11.4	
Frequency, defined	7.38	
Fritted glassware:		
cleaning solutions for	11.69	
pore sizes of	11.71	
Functional class names in radicofunctional nomenclature	1.22	
Functional groups, in ion-exchange resins	11.32	
nomenclature of	1.23	
Functional organic compounds, nomenclature of	1.17	
Fundamental physical constants	2.3	
Fused polycyclic hydrocarbons, nomenclature of	1.6	
Fusion, heats of (see Heats of melting)		
<i>g</i> factor (Landé) for free electron	2.5	
Gadolinium, bond dissociation energies	4.45	
gravimetric factors	11.50	
Gallium, bond dissociation energies	4.27	
Gas (ideal), molar equivalent at various pressures and temperatures	2.88	
Gas chromatography:		
McReynolds' constants	11.21	
stationary phases	11.21	
Gas constant	2.5	

Index Terms**Links**

Gases:		
equations of state for	5.170	
permeability constants of polymers and rubbers	10.66	
physical chemistry equations for reduction to standard temperature and pressure	5.169	
solubility in water at various temperatures	5.3	
thermal conductivities at various temperatures	5.148	
Van der Waals' constants	5.157	
velocity of	5.171	
Gaussian distribution curve	2.119	
Geometric mean of set of numbers	2.118	2.119
Geometrical isomerism	1.43	
Geometrical isomers, sequences rules for	1.44	
Geometry, molecular	4.56	
Germanium, bond dissociation energies	4.45	
gravimetric factors	11.50	
Gibbs energies of formation:		
of inorganic compounds	6.81	
of organic compounds	6.5	
Glycerol-water mixtures:		
density and viscosity of	5.138	
freezing point of	5.85	
Glycine, formation constants with	8.94	
Gold, bond dissociation energies	4.45	
gravimetric factors	11.50	
Graft copolymers	10.3	
Graham's law of diffusion, of gases	5.171	
Grating equation	7.40	
Gravimetric analysis, reagents for	11.67	
Gravimetric factors	11.41	
Gravitational constant	2.4	
Gravity-latitude corrections for barometer	2.75	
Greek alphabet	2.25	
GRN rubber	10.59	
Group dipole moments	4.54	
Group refractions	5.136	
Gutta percha	10.58	
Hafnium, bond dissociation energies	4.45	
Haggenmacher equation	6.3	
Half-lives, of nuclides	4.59	
Half-wave potentials, voltammetric:		
of inorganic materials	8.141	
of organic materials	8.146	
Haloalkanes, Raman frequencies of	7.80	
Halogen compounds:		
infrared frequencies of	7.62	
Raman frequencies of	7.86	
Halogen-carbon bond lengths	4.36	
Halogen derivatives (organic), nomenclature of	1.31	

<u>Index Terms</u>	<u>Links</u>	
Halogenated hydrocarbons, binary		
azeotropes with	5.59	
Hammett equation	9.2	
Hammett substituent constants	9.2	
Hardness:		
of polymers	10.22	
of rubbers	10.63	
Hartree energy	2.5	
Heat capacities:		
of inorganic compounds	6.81	6.124
of organic compounds	6.5	6.51
Heat capacity of any phase	6.3	
Heating baths	11.15	
Heating temperatures of precipitates	11.72	
Heats of fusion (<i>see Heats of melting</i>)		
Heats of melting:		
of inorganic compounds	6.124	
of organic compounds	6.51	
Heats of sublimation:		
of inorganic compounds	6.124	
of organic compounds	6.51	
Heats of vaporization:		
of inorganic compounds	6.124	
of organic compounds	6.51	
Helium:		
gas permeability of polymers and rubbers	10.66	
solubility in water at various temperatures	5.8	
Henry's law for gases	5.172	
Heteroaromatics, primary absorption		
bands of	7.23	
Heteroatomic inorganic anions,		
nomenclature of	3.5	
Heterocyclic rings:		
carbon-13 chemical shifts	7.100	7.101
proton chemical shifts, in saturated	7.93	
in unsaturated	7.94	
Raman frequencies of	7.87	
Heterocyclic systems, nomenclature of	1.11	
Hexagonal crystal lattice	4.57	4.58
Hexane, vapor permeability for polymers	10.69	
High-density polyethylene, properties of	10.44	
High performance liquid chromatography	11.30	
Hittorf transport numbers	8.169	
HPLC, typical performances	11.31	
Humidity, relative:		
from dew points	11.9	
from wet and dry bulb thermometer		
readings	11.8	
Humidity, solutions for maintaining constant	11.6	11.7
Hybrid bonds	4.56	
Hydrocarbon ring assemblies,		
nomenclature of	1.10	
Hydrocarbons:		
binary azeotropes with	5.61	
halogenated, binary azeotropes with	5.59	

Index Terms**Links**

Hydrogen:		
binary inorganic compounds,	3.5	
nomenclature of		
bond dissociation energies	4.46	
bond lengths with other elements	4.39	
gas permeability of polymers and rubbers	10.66	
gravimetric factors	11.50	
infrared frequencies of single bonded	7.42	
overpotential of	8.140	
solubility in water at various temperatures	5.4	
Hydrogen-carbon:		
bond lengths	4.37	
single bonds, infrared frequencies of	7.41	
Raman frequencies of	7.71	
spin coupling constants	7.107	7.108
Hydrogen bromide, solubility in water at		
various temperatures	5.8	
Hydrogen chloride, solubility in water at		
various temperatures	5.8	
Hydrogen ion, equivalent conductance at		
various temperatures	8.168	
(See also <i>pH</i>)		
Hydrogen-nitrogen, infrared absorption		
frequencies	7.46	
spin coupling constants	7.122	
Raman frequencies	7.74	
Hydrogen overpotential	8.140	
Hydrogen sulfide, solubility in water at		
various temperatures	5.6	
Hydrometer conversion table	2.85	
Hydrometers	2.66	
Hydroxide, formation constants with	8.84	
N-(2-Hydroxyethyl)ethylenediarnine-		
N,N,N'-triacetic acid, formation constants with	8.95	
6-Hydroxy-2-methylquinoline, formation		
constants with	8.95	
Hydroxyl group:		
infrared frequencies of	7.44	
Raman frequencies of	7.74	
Hydroxyl ion, equivalent conductance at		
various temperatures	8.168	
Hydroxylamines, nomenclature of	1.31	
8-Hydroxyquinoline-5-sulfonic acid,		
formation constants with	8.95	
Hypotheses about means	2.126	
Ice, vapor pressure of	5.26	
ICP, detection limits of elements	7.29	
Ignition temperature, (<i>see Autoignition</i>)		
Imides, infrared frequencies of	7.53	
Imines:		
infrared frequencies of	7.46	7.54
nomenclature of	1.32	

<u>Index Terms</u>	<u>Links</u>
Impact strength (Izod) of polymers	10.22
Inches mercury, conversion to other pressure units	2.87
Inches water, conversion to other pressure units	2.87
Incompatible and reactive chemicals	11.130
Indeterminate errors	2.118
Indicators:	
for acid-base titrations	8.116
for complexometric titrations	11.96
for oxidation-reduction titrations	8.122
preparation of	11.109
Indium, bond dissociation energies	4.47
gravimetric factors	11.51
Induction coupled plasma, detection limits of elements	7.29
Inductive effect of a substituent	9.2
Infrared spectroscopy	7.41
Infrared transmission characteristics of solvents	7.68
Infrared transmitting materials	7.67
Inhibitors for polymers	10.6
Inorganic acids, binary azeotropes with	5.58
Inorganic compounds:	
nomenclature of	3.1
physical constants of	3.12
physical properties of	5.130
proton-transfer reactions of	8.18
solubilities in water at various temperatures	5.9
solubility rules for	11.105
synonyms and mineral names	3.62
thermodynamic properties of	6.81
vapor pressures of	5.31
Inorganic ions:	
infrared frequencies of	7.64
limiting equivalent conductances	8.157
Integrals	2.105
Intercept of best-fit line, errors in	2.35
International temperature scale, fixed points in	11.138
International Union of Pure and Applied Chemistry, nomenclature:	
of inorganic compounds	3.1
of organic compounds	1.1
Interplanar spacings	7.13
for $K_{\alpha 1}$ radiation, of α -quartz	7.14
for $K_{\alpha 1}$ radiation, of silicon	7.14
Interplanar spacings, standards for	7.13
Iodate, formation constants with	8.85
Iodide, formation constants with	8.85

Index Terms**Links**

Iodine:			
bond dissociation energies	4.47		
gravimetric factors	11.51		
overpotential of	8.140		
titrimetric factors	11.78		
Iodine titrant, volumetric factors for	11.78		
Iodine value:			
of fats and oils	10.69		
of waxes	10.72		
Ion-exchange	11.37		
Ion-exchange resins, guide to	11.32		
Ion product constant of water at various temperatures	8.6		
Ionic character of a bond	4.29		
Ionic conductances, limiting equivalent	8.157		
Ionic crystal lattices	4.57		
Ionic equivalent conductivity, defined	8.169		
Ionic mobility, defined	8.169		
Ionic radii	4.34		
in aqueous solutions	8.4	8.5	
of elements	4.29		
Ionic strength	8.2		
Ionization energy:			
of elements	4.6		
of molecular species	4.8		
of radical species	4.8		
Ionization of metals in a plasma	7.40		
Ionized emission lines of elements	7.34		
Ionomer polymers	10.17		
Ions:			
activity coefficients in water	8.3		
enthalpy of formation	6.2		
limiting equivalent conductances	8.157		
Indium, bond dissociation energies	4.47		
Iron:			
bond dissociation energies	4.47		
gravimetric factors	11.51		
Iron vs. copper-nickel alloy thermocouple	11.139	11.140	11.144
Isobutyric acid, binary azeotropes with	5.65		
Isopolyanions, inorganic, nomenclature of	3.7		
Isotactic arrangement	10.3		
Isotopic abundances:			
naturally occurring elements	4.81	7.123	
of selected elements	7.124		
Isotopically labeled compounds, nomenclature of	3.4		
ITS-90, fixed points in	11.137	11.138	
IUPAC (<i>see International Union of Pure and Applied Chemistry</i>)			
Izod impact strength of polymers	10.22		
Josephson frequency-voltage ratio	2.5		
Joule-Thompson coefficient for real gases	5.172		

<u>Index Terms</u>	<u>Links</u>
K ₁ lines, mass absorption coefficients for	7.16
Kelvin, definition of	2.3
Kelvin scale, conversion to other thermometer scales	2.66
Ketenes, nomenclature of	1.32
Ketones:	
binary azeotropes with	5.61
infrared frequencies of	7.51
nomenclature of	1.32
Raman frequencies of	7.78
Kilogram, definition of	2.3
Kinematic viscosity	5.138
Kinetics, symbols, SI units, and definitions for	2.14
Kovats retention indices	11.26
Krypton:	
bond dissociation energies	4.47
solubility in water at various temperatures	5.8
	3.4
Laboratory solutions	11.106
Lactams, nomenclature of	1.34
Lactic acid, formation constants with	8.96
Lactides, nomenclature of	1.34
Lactims, nomenclature of	1.34
Lactometers	2.67
Lactones:	
infrared frequencies of	7.50
nomenclature of	1.34
Ladder polymer, defined	10.3
Lanthanum, bond dissociation energies	4.47
Laser lines of argon-ion plasma	7.89
Latitude-gravity corrections for barometry	2.75
Lattice types of crystal structures	4.57
Laws of photometry	7.38
Lead:	
bond dissociation energies	4.47
gravimetric factors	11.52
Least squares or best-fit line	2.133
Length	2.3
Level of significance, in statistics	2.124
Ligand names, abbreviations for	3.11
Ligands:	
abbreviations for names	3.11
attachment points of	3.10
inorganic, nomenclature of	3.10
Limiting equivalent ionic conductances	8.157
Linear free energy relationships	9.2
Linear polymers, defined	10.3
Linear thermal expansion of elements	4.2
Liquids:	
electrical conductivity of pure	8.161
thermal conductivities of	5.150

Index Terms**Links**

Lithium:

bond dissociation energies	4.47
gravimetric factors	11.53

Logarithmic series	2.115
--------------------	-------

Logarithms	2.102
------------	-------

Lorentz and Lorenz equation	5.135
-----------------------------	-------

Low-density polyethylene, properties of	10.44
---	-------

Lubricants for polymers	10.6
-------------------------	------

Luminous intensity	2.3
--------------------	-----

Lutetium, bond dissociation energies	4.48
--------------------------------------	------

Magnesium:

bond dissociation energies	4.48
----------------------------	------

gravimetric factors	11.53
---------------------	-------

Magnesium chloride brines, freezing	
point of	5.86

Magnetic flux quantum	2.5
-----------------------	-----

Magnetic moment:

of elements	7.89
-------------	------

of protons in water	2.5
---------------------	-----

Magnetism, symbols, SI units, and	
definitions for	2.10

Manganese:

bond dissociation energies	4.48
----------------------------	------

gravimetric factors	11.54
---------------------	-------

Mantissa of a common logarithm	2.102
--------------------------------	-------

Masking agents	11.92
----------------	-------

(table)	11.98
---------	-------

Mass	2.3
------	-----

Mass absorption coefficients for $K_{\alpha 1}$ and	
$WL_{\alpha 1}$ lines	7.15

Mass differences, exact	7.124
-------------------------	-------

Mass spectra, correlation with molecular	
structure	7.123

Mathematical symbols and abbreviations	2.23
--	------

Maximum allowable exposure limits for	
gases and vapors	11.121

Maximum recommended service temperature	
of polymers	10.22

McReynold's constants in gas	
chromatography	11.21

Mean free path of gases	5.171
-------------------------	-------

Mean ionic activity coefficient	8.2
---------------------------------	-----

Mean of set of numbers	2.111
------------------------	-------

Measurements, distribution of	2.111
-------------------------------	-------

Measures of dispersion of data	2.114
--------------------------------	-------

Mechanical properties of polymers	10.22
-----------------------------------	-------

Mechanics, symbols, SI units, and	
definitions for	2.15

Median of set of numbers	2.118
--------------------------	-------

Medium-density polyethylene, properties of	10.44
--	-------

Melamine formaldehyde polymer:	
description of	10.13
properties of	10.32

Index Terms**Links**

Melmine phenolic, woodflour-cellulose, filled plastic		
properties of	10.34	
Melting, enthalpy of	6.4	
of inorganic compounds	6.112	
of organic compounds	6.51	
Melting point:		
of inorganic compounds	3.14	
molecular lowering of	11.4	
of organic compounds	1.76	
of waxes	10.72	
Melting temperature of polymers	10.22	
Membrane filters	11.70	
Mercury:		
bond dissociation energies	4.48	
density at various temperatures	5.87	
gravimetric factors	11.55	
vapor pressure of	5.24	
Metal-carbon bond lengths	4.38	
Metal complexes, formation constants of	8.83	
Metal salts of organic acids, solubilities in		
water at various temperatures	5.9	
Metastable peaks, use in mass spectrometry	7.125	
Meter, definition of	2.3	
Methacrylate monomers	10.10	
Methane, solubility in water at various		
temperatures	5.6	
Methanol:		
binary azeotropes with	5.66	
pKa values in	8.81	
ternary azeotropes with	5.77	5.82
Methanol-water mixtures, freezing point of	5.83	
Methine protons:		
chemical shift of	7.92	
estimation of chemical shift for	7.94	
3-Methyl-1-butanol:		
binary azeotropes with	5.70	
ternary azeotropes with	5.78	
2-Methyl-1-propanol, ternary azeotropes with	5.78	
2-Methyl-2-propanol:		
binary azeotropes with	5.69	
ternary azeotropes with	5.78	
Methyl protons, chemical shift of	7.92	
Methylene protons:		
chemical shift of	7.92	
estimation of chemical shift for	7.94	
Micropipets, tolerances for	11.103	
Millimeters mercury, conversion to other		
pressure units	2.87	
Millimeters water, conversion to other		
pressure units	2.87	
Mineral names of inorganic compounds	3.61	
Minimum radius ratio of hybrid bonds	4.56	
Mixed acid-base indicators	8.118	

<u>Index Terms</u>	<u>Links</u>	
Mode for set of numbers	2.118	
Moist air:		
density of	5.88	
refractive index of	5.135	
Molal values from molar values	2.88	
Molar absorptivity, defined	7.39	
Molar equivalent of 1 liter of gas at various pressures and temperatures	2.88	
Molar refraction	5.135	
Molar values, conversion to molal	2.88	
Molar volume, ideal gas	2.5	
Mole, definition of	2.3	
Molecular formula:		
of inorganic compounds	3.2	3.14
of organic compounds	1.76	
Molecular geometry	4.56	
Molecular lowering of the melting point	11.4	
Molecular structure, determination from mass spectra	7.123	
Molecular weight:		
determined by lowering of melting point	11.4	
determined by molecular elevation of boiling point	11.13	
Molecules:		
electron affinities of	4.25	
ionization energy of	4.8	
symbols, SI units and definitions	2.6	
Molybdenum:		
bond dissociation energies	4.48	
gravimetric factors	11.55	
Monoclinic crystal lattices	4.57	4.58
Monocyclic aliphatic and aromatic hydrocarbons, nomenclature of	1.5	
Multiplicative prefixes in inorganic nomenclature	3.10	
Multiplying affixes	1.21	
Must hydrometer	2.68	
Naperian base (e)	2.117	
Naphthalenes, Raman frequencies of	7.82	
Natural abundance:		
of elements	7.89	
of nuclides	4.59	7.89
Natural rubber:		
description of	10.58	
properties of	10.63	
synthetic	10.60	
Naturally occurring isotopes, relative abundance of	4.81	
NBR rubber	10.59	
NBS (see NIST, National Institute for Science and Technology)		
Near infrared region, absorption frequencies in	7.64	
Neodymium, bond dissociation energies	4.48	

<u>Index Terms</u>	<u>Links</u>
Neon-neon bond dissociation energy	4.48
Neon, solubility in water at various temperatures	5.8
Neoprene	10.60
Neptunium-oxygen bond dissociation energy	4.48
Neutral inorganic radicals, nomenclature of	3.5
Neutron rest mass	2.4
New York Board of Health lactometer	2.67
Newtons per square meter, conversion to other pressure units	2.87
Nickel:	
bond dissociation energies	4.48
gravimetric factors	11.55
Nickel-chromium:	
vs. copper-nickel alloys thermocouple	11.139 11.140 11.143
vs. nickel-aluminum alloys thermocouple	11.139 11.140 11.145
Niobium, gravimetric factors	11.56
Niobium-oxygen bond dissociation energy	4.48
NIST pH buffer solution	8.105 8.106
Nitrate, formation constants with	8.86
Nitric oxide, solubility in water at various temperatures	5.6
Nitrile polymers:	
description of	10.13
properties of	10.34
Nitrile rubber	10.59
Nitriles:	
binary azeotropes with	5.62
nomenclature of	1.35
Nitrilotriactic acid, formation constants with	8.96
Nitro compounds:	
infrared frequencies of	7.55
Raman frequencies of	7.81
Nitrogen:	
bond dissociation energies	4.48
gas permeability of polymers and rubbers	10.66
gravimetric factors	11.56
solubility in water at various temperatures	5.6
Nitrogen-carbon:	
bond lengths	4.37
spin coupling constants	7.116
Nitrogen-15:	
chemical shifts	7.112
chemical shifts for standards	7.115
chemical shifts in monosubstituted pyridine	7.115
Nitrogen-14 NMR data (<i>see Nitrogen-15</i>)	
Nitrogen-fluorine spin coupling constants	7.116
Nitrogen-hydrogen bonds:	
infrared frequencies	7.46
Raman frequencies of	7.75
Nitrogen-hydrogen spin coupling constants	7.115
Nitrogen-nitrogen double bonds, Raman frequencies of	7.81
Nitrogen-other elements bond lengths	4.39

<u>Index Terms</u>	<u>Links</u>	
Nitrogen-oxygen double bonds, Raman frequencies of	7.85	
1-Nitroso-2-naphthol, formation constants with	8.97	
Nitrous oxide, solubility in water at various temperatures	5.8	
NMR frequency of elements for 1-kG field	7.89	
NMR sensitivity at constant field of elements	7.89	
NMR spectroscopy	7.92	
Nomenclature:		
of inorganic compounds	3.1	
of organic compounds	1.1	
Nonaqueous solvents:		
pKa values in	8.81	
potential ranges in	8.80	
Nonfunctional organic compounds, nomenclature of	1.1	
Normal distribution curve in statistics	2.119	
Novolac resin, properties of	10.11	10.30
Nuclear magnetic resonance	7.89	
Nuclear magneton	2.5	
Nuclear properties of elements	4.58	7.89
Nuclear reactions, symbols for	2.8	
Nuclear spin of elements	7.89	
Nuclides:		
capture cross section, thermal	4.59	
natural abundance of	4.59	7.89
properties of	4.58	
radiation emitted	4.59	
Numbering of organic compounds	1.20	
Numerical prefixes	2.25	
Nylon II polymers:		
description of	10.14	
properties of	10.38	
Nylon 6 polymers:		
description of	10.14	
properties of	10.36	
Nylon 6/9 polymers:		
description of	10.14	
properties of	10.38	
Nylon 6/6-nylon 6 copolymer, properties of	10.36	
Nylon 6/6 polymers:		
description of	10.14	
properties of	10.36	
Nylon 6/12 polymers:		
description of	10.14	
properties of	10.38	
Nylon 12 polymer:		
description of	10.14	
properties of	10.38	
Octahedral covalent radii of elements	4.36	
Oils, properties of	10.69	
Oleometer	2.68	

<u>Index Terms</u>	<u>Links</u>	
One-tailed test, in statistics	2.125	
Optical rotation	1.46	
Orbitals, hybridized	4.56	
Ordinates and areas of normal distribution curve	2.119	
Organic acids:		
binary azeotropes with	5.58	5.62
salts of, solubilities at various temperatures	5.9	
Organic compounds:		
dielectric constants	5.105	
dipole moments	5.105	
empirical formula index of	1.58	
half-wave potentials	8.146	
physical properties of	1.76	5.90
proton-transfer reactions of	8.24	
surface tensions	5.90	
thermodynamic properties of	6.5	6.51
vapor pressures of	5.39	
viscosity of	5.90	
Organic ions, limiting equivalent conductances	8.157	
Organic radicals, names and formulas of	1.51	
Organic solvents arranged by boiling points	11.10	
Organosulfur halides, nomenclature of	1.38	
Orientation, spatial, of common hybrid bonds	4.56	
Orthorhombic crystal lattices	4.57	4.58
Osmium-oxygen bond dissociation energy	4.49	
Ostwald dilution law	8.169	
Overpotentials of electrode reactions	8.140	
Oxalate, formation constants with	8.97	
Oxidation numbers, in inorganic formulas	3.4	
Oxidation-reduction indicators	8.122	11.83
Oxidation-reduction titrants	11.82	
Oxidation-reduction titrations, equations for	11.84	
Oximes, infrared frequencies of	7.54	
Oxygen:		
bond dissociation energies	4.49	
gas permeability of polymers and rubbers	10.66	
overpotential	8.140	
solubility in water at various temperatures	5.6	
Oxygen-carbon bond lengths	4.37	
Oxygen-hydrogen bonds, infrared frequencies	7.44	
Oxygen-other elements bond lengths	4.29	
Ozone, solubility in water at various temperatures	5.8	
Palladium, gravimetric factors	11.57	
-oxygen bond dissociation energy	4.49	
Parabola, properties of	2.111	
Parallelogram, area of	2.109	
Particles, symbols for	2.8	
Partition ratio	11.28	
Pascals, conversion to other pressure units	2.87	
Path length, of cuvettes	7.40	
PCTA copolyester	10.16	

Index Terms**Links**

Peak asymmetry factor	11.28	11.29
Percent absorption to absorbance, table	2.96	
Percent humidity:		
of calcium chloride solutions	11.7	
of sodium hydroxide solutions	11.7	
of sulfuric acid solutions	11.7	
at various temperatures for various solutions	11.6	
Perfluoroalkoxy polymer:		
description of	10.12	
properties of	10.30	
Permanganate, volumetric factors for	11.86	
Permeability of vacuum	2.5	
Peroxides:		
infrared frequencies of	7.58	
nomenclature of	1.35	
pH buffer solutions, standard reference	8.104	
pH measurement:		
of blood and biological materials	8.106	
electrometric	8.115	
in 50 weight percent methanol-water	8.109	
pH range:		
of acid-base indicators	8.116	
of fluorescent indicators	8.120	
pH values:		
for buffer solutions in alcohol-water solvents	8.109	
of solutions, calculation of approximate	8.17	8.23
1,10-Phenanthroline, formation constants with	9.98	
Phenol, binary azeotropes with	5.71	
Phenol-formaldehyde resin	10.14	
Phenolic polymers:		
description of	10.14	
properties of	10.34	
Phenols:		
nomenclature of	1.24	
retained trivial names of	1.25	
Phosphate reference pH buffer solutions at various temperatures	8.105	
Phosphate-succinate reference pH buffer solution	8.108	
Phosphorus:		
bond dissociation energies	4.49	
gravimetric factors	11.57	
other elements bond lengths	4.40	
Phosphorus compounds:		
infrared frequencies of	7.60	
nomenclature of	1.36	
Phosphorus-31:		
chemical shifts	7.119	
spin coupling constants	7.122	
Photometry, laws of	7.38	
Phthalate reference pH buffer solution at various temperatures	8.105	
Phthalic acid, formation constants with	9.99	

<u>Index Terms</u>	<u>Links</u>
Physical chemistry equations for gases	5.169
Physical constants, fundamental	2.3
Physical properties:	
of inorganic compounds	3.12
of organic compounds	1.76
of polymers	10.22
Physical symbols and definitions	2.6
pi (π), value of	2.117
Piperidine, formation constants with	8.99
Pipet capacity tolerances	11.103
pKa values at various temperatures	8.73
pKa values:	
of acid-base indicators	8.116
of inorganic materials	8.18
in nonaqueous solvents	8.81
of organic materials	8.24
pK _a ^o values:	
for Hammett equation	9.7
for Taft equation	9.8
Planck constant	2.5
Planck radiation law	11.138
Plane angle	2.3
Plant fats and oils, properties of	10.70
Plastic families (table)	10.6
Plasticizers for polymers	10.7
Plastics, commercial:	
formulas and key properties of	10.8
properties of commercial	10.22
Plate height	11.28
Plate number	11.28
Platinum:	
bond dissociation energies	4.44
gravimetric factors	11.58
Platinum-10% rhodium alloy vs. platinum thermocouple	11.139 11.140 11.148
Platinum-13% rhodium alloy vs. platinum thermocouple	11.139 11.140 11.147
Platinum-30% rhodium vs. platinum-6% rhodium alloys	11.139
Polyacrylate rubbers	10.59
Poly(acrylic acid) and poly(methacrylic acid) copolymer	10.9
Poly(acrylonitrile) polymers	10.10
Polyallomer polyolefin polymer, properties of	10.46
Polyamide polymers:	
description of	10.14
properties of	10.36
Poly(amide-imide) polymers:	
description of	10.15
properties of	10.38
Poly(aryl ether) polymer, properties of	10.40
Polyatomic inorganic anions, nomenclature of	3.7
Polybutadiene rubber	10.59

<u>Index Terms</u>	<u>Links</u>
Polybutylene polymers	10.17
Polybutylene extrusion polymer, properties of	10.46
Poly(butylene terephthalate) polymers:	
description of	10.15
properties of	10.40
Polycarbonate polymer:	
description of	10.15
properties of	10.40
Polycarbonate-acrylonitrile-butadiene-styrene alloy	10.26
Polychloroprene rubber	10.60
Poly(chlorotrifluoroethylene) polymer:	
description of	10.12
properties of	10.30
Polycyclic hydrocarbons, fused, nomenclature of	1.6
Poly(1,4-cyclohexanedimethylene terephthalic acid) polymer	10.16
Polyester polymers	10.15 10.20
Polyester thermoplastic elastomers, properties of	10.54
Polyesters	10.15 10.20
Poly(ether sulfone) polymer, properties of	10.52
Polyethylene polymers:	
description of	10.16
properties of	10.44
Poly(ethylene terephthalate) polymers:	
description of	10.15
properties of	10.40
Polygon, area and properties of	2.110
Polyhedra, area of surface and volume	2.112
Polyimide polymers:	
description of	10.16
properties of	10.42
Polyisobutylene rubber	10.60
Polyisoprene rubber	10.60
Polymers:	10.2
additives to	10.4
gas permeability of	10.66
properties of commercial	10.22
resistance to chemicals	10.64
structural differences	10.3
vapor permeability constants for	10.69
Poly(methyl acrylate)	10.9
Poly(methyl methacrylate) polymer:	
description of	10.9
properties of	10.24
Poly(methylpentene) polymer:	
description of	10.16
properties of	10.44
Polyolefin polymers	10.16
in elastomers	10.20
properties of	10.44

Index Terms**Links**

Polyolefin thermoplastic elastomers, properties of	10.54	
Poly(phenyl sulfone) polymer, properties of	10.52	
Poly(phenylene sulfide) polymer:		
description of	10.17	
properties of	10.46	
Polypropylene polymers:		
description of	10.17	
properties of	10.46	
Polysiloxanes	10.19	
Polystyrene polymers:		
description of	10.19	
properties of	10.48	
Polysulfide rubbers	10.61	
Polysulfone polymers:		
description of	10.20	
properties of	10.52	
Poly(tetrafluoroethylene) polymer:		
description of	10.12	
properties of	10.30	
Poly(vinyl acetate) polymer	10.21	
Poly(vinyl alcohol) polymer	10.21	
Poly(vinyl butyral) polymer:		
description of	10.21	
properties of	10.56	
Poly(vinyl chloride):		
description of	10.20	
properties of	10.56	
Poly(vinyl chloride) and poly(vinyl acetate) polymers, properties of	10.54	
Poly(vinyl fluoride) polymer	10.13	
Poly(vinyl formal) polymer, properties of	10.56	
Poly(vinylidene chloride) polymer:		
description of	10.21	10.58
properties of	10.56	
Poly(vinylidene fluoride) polymer:		
description of	10.13	
properties of	10.32	
Polyurethane polymers:		
description of	10.18	
properties of	10.48	
Pore sizes:		
of fritted glassware	11.60	
of membrane filters	11.60	
Potassium:		
bond dissociation energies	4.32	
gravimetric factors	11.58	
Potassium dichromate, volumetric factors for	11.79	
Potassium permanganate, volumetric factors for	11.80	
Potentials of elements and their compounds	8.124	
Pounds per square inch, conversion to other units	2.87	
Praseodymium, bond dissociation energies	4.49	

Index Terms**Links**

Precipitates, heating temperatures, composition of weighing forms, and gravimetric factors	11.72	
Precipitation titrations	11.89	
indicators for	11.94	
standard solutions for	11.95	
Prefixes:		
numerical (multiplying)	2.25	
SI	2.25	
use in inorganic formulas	3.2	
Pressure, altitude variation of	2.78	
Pressure conversion chart	2.87	
Pressure, critical	6.143	
Prestone-water mixtures, freezing point of	5.84	
Primary standards:		
for acid-base titrations	11.74	
for precipitation titrations	11.94	
for redox titrations	11.82	
Prismoid, volume of	2.112	
Probability curve	2.119	
Promethium, bond dissociation energies	4.50	
1-Propanol, binary azeotropes with	5.67	
1-Propanol, ternary azeotropic mixtures	5.77	
2-Propanol, binary azeotropes with	5.68	
2-Propanol, ternary azeotropic mixtures	5.77	
Properties of plastic materials	10.8	
Propionic acid:		
binary azeotropes with	5.64	
ternary azeotropic mixtures	5.82	
Propylene glycol-water mixtures, freezing point of	5.85	
Propylene-1,2-diamine, formation constants with	8.99	
Protective colloids	11.95	
Proton chemical shifts:	7.92	
attached to a double bond	7.95	
in monosubstituted benzene	7.95	
of reference compounds	7.98	
Proton magnetic moment	2.5	
Proton magnetogyric ratio	2.5	
Proton resonance frequency per field in water	2.5	
Proton rest mass	2.5	
Proton spin coupling constants	7.97	
Proton-transfer reactions	8.17	
of inorganic materials	8.18	8.73
in nonaqueous solvents	8.81	
of organic materials	8.24	
at various temperatures	8.73	
Protonated inorganic anions, nomenclature of	3.6	
Protons attached to double bond, estimation of chemical shift of	7.95	
Psi, conversion to other pressure units	2.87	
Pyknometer, determinations with	5.89	

Index Terms**Links**

Pyridine:	
binary azeotropes with	5.75
carbon-13 chemical shifts in substituted	7.115
formation constants with	8.99
nitrogen-15 chemical shifts in	
monosubstituted	7.115
Pyridine-2,6-dicarboxylic acid, formation	
constants with	8.99
1-(2-Pyridylazo)-2-naphthol, formation	
constants with	8.100
4-(2-Pyridylazo)resorcinol, formation	
constants with	8.100
Pyrocatechol-3,5-disulfonate, formation	
constants with	8.99
Pyrophosphate, formation constants with	8.86
Quadratic mean of set of numbers	2.119
Quadrupole moment of elements	7.89
Quantum of circulation	2.5
Quantum-charge ratio	2.5
Quantum yield values, fluorescence	7.28
Quartz, interplanar spacings with $K\alpha_1$ radiation	7.14
Quevenne lactometer	2.67
δ -Quinolinol, formation constants with	8.101
Radian, definition of	2.3
Radiation buffer	7.41
Radiation:	
electromagnetic, symbols, SI units, and	
definitions for	2.12
emitted by radionuclides	4.59
Radical species, ionization energy of	4.8
Radicals:	
electron affinities of	4.27
from ring systems, nomenclature of	1.10
Radical functional nomenclature	1.22
Radioactivity from nuclides	4.59
Radium-chlorine bond dissociation energy	4.50
Radius ratio, minimum	4.56
Radon, solubility in water at various	
temperatures	5.8
Raman frequencies:	
of aromatic compounds	7.82
of carbonyl bands	7.78
of cumulated double bonds	7.76
of double bonds	7.79
of ethers	7.85
of halogen compounds	7.86
of heterocyclic rings	7.87
of single bonds to hydrogen and carbon	7.71
of sulfur compounds	7.84
of triple bonds	7.76
Raman spectroscopy	7.71
Random errors	2.118

<u>Index Terms</u>	<u>Links</u>
Rankine scale, conversion of	2.66
Ratio, electron-to-proton magnetic moments	2.5
Rayon	10.11
Reaction parameters in Harnmett equation	9.2 9.7
Reactive and incompatible chemicals	11.130
Reagents, preparation of	11.109
Reaumur scale, conversion of	2.66
Rectangle, area of	2.109
Reduced plate height	11.31
Reduced velocity	11.31
Redwood seconds at several temperatures	2.82
Reference compounds in NMR:	
proton chemical shifts of	7.98
for nitrogen-15 chemical shifts	7.115
Reference electrodes	8.113
Refractions, atomic and group (table)	5.135
molar	5.135
Refractive index:	
of chromatographic solvents	11.16
discussion of	5.135
of fats and oils	10.69
of moist air	5.135
of organic compounds	1.76
of solvents	11.18
of water at various temperatures	5.134
of waxes	10.72
Refrigerated storage, chemical	
recommended for	11.136
Relative abundance of naturally occurring isotopes	4.81
Relative humidity:	
from dew point readings	11.9
from wet and dry bulb thermometer readings	11.8
Relative retention	11.28
Replacement nomenclature	1.22
Residual protons (NMR) in incompletely deuterated solvents	7.98
Resistance, chemical:	
of polymers	10.64
of rubbers	10.65
Resistivity:	
defined	8.168
electrical, of elements	4.2
(<i>see also Conductivity</i>)	
Resolution	11.28 11.29
Resonance effect of a substituent	9.2
Retention behavior of solutes in chromatography	11.27
Retention time (or volume)	11.27
Reversing a series	2.116
Reynolds number	5.138

<u>Index Terms</u>	<u>Links</u>
Rho values:	
for Hammett equation	9.7
in nucleophilic substitutions	9.8
for special reaction centers	9.8
Rhodium:	
bond dissociation energies	4.50
gravimetric factors	11.60
Rhombohedral crystal lattice	4.57 4.58
Ring assemblies of hydrocarbons, nomenclature of	1.10
Ring systems, radicals from, nomenclature of	1.10
Rockwell hardness of polymers	10.22
Root mean square	2.119
RT/nF values at several temperatures	8.115
Rubbers:	10.58
gas permeability of	10.66
properties of natural and synthetic	10.63
resistance to chemicals	10.64
Rubidium:	
bond dissociation energies	4.50
gravimetric factors	11.60
Ruthenium, bond dissociation energies	4.51
Rydberg constant	2.5
Saccharometers	2.68
Saha equation	7.41
Salicylaldehyde, formation constants with	8.101
Salicylic acid, formation constants with	8.101
Salinometer	2.68
Salts:	
of inorganic acids, nomenclature of	3.10
of organic acids, nomenclature of	1.36
Samarium, bond dissociation energies	4.50
Sample decomposition, fluxes for	11.61
Sample variance	2.118
SAN copolymers:	
description of	10.20
properties of	10.52
Saponification value:	
of fats and oils	10.69
of waxes	10.72
Saturated air, mass of water vapor in, at various temperatures	5.156
Saturated heterocyclic ring systems, proton NMR signal	7.93
Saybolt universal viscosity at several temperatures	2.82
Scandium, bond dissociation energies	4.50
Screens, see sieves	
Sea level, reduction of barometer readings to	2.79
Second, definition of	2.3
Second radiation constant	2.5

<u>Index Terms</u>	<u>Links</u>
Selection rules:	
for parent heterocyclic system	1.15
for principal alicyclic chain	1.18
for principal ring system	1.18
Selectivity coefficients for ion-exchange resins	11.37
Selenium:	
bond dissociation energies	4.50
gravimetric factors	11.60
Selenium-carbon bond lengths	4.38
Self-ignition temperatures of combustible mixture in air	5.139
Sensitivity of elements at constant field (NMR)	7.89
Separation methods	11.16
Sequence rules, geometrical isomers and chiral compounds	1.44
Service temperature:	
of commercial plastics	10.23
of rubbers of commercial plastics	10.63
Shore hardness:	
of polymers	10.22
of natural and synthetic rubbers	10.63
SI prefixes	2.24
SI units:	
base	2.3
definition of	2.3
derived	2.4
supplementary	2.3
Sieve openings	11.137
Sieve sizes, U.S. standard	11.137
Silica, solvent strength parameters	11.16
Silicon:	
bond dissociation energies	4.50
gravimetric factors	11.61
interplanar spacings with $K\alpha_1$, radiation	7.14
Silicon compounds:	
infrared frequencies of	7.61
nomenclature of	1.37
Silicon-carbon bond lengths	4.38
Silicone polymers, properties of	10.48
Silicone rubbers	10.61
Silicones	10.18
Silicon-other elements bond lengths	4.40
Silicon-29 chemical shifts	7.119
Silver:	
bond dissociation energies	4.50
gravimetric factors	11.61
Silver nitrate, volumetric factors for	11.81
Silver/silver bromide reference electrode, EMF as function of temperature	8.113
Silver/silver chloride reference electrode, EMF as function of temperature	8.113
Silver/silver iodide reference electrode, EMF as function of temperature	8.113

<u>Index Terms</u>	<u>Links</u>
Single-bond radii, of elements	4.35
Single bonds between hydrogen and carbon:	
infrared frequencies of	7.41
Raman frequencies of	7.71
Single bonds between hydrogen and oxygen,	
infrared frequencies	7.44
Single bonds between hydrogen and nitrogen	7.46
Single-bond radii, of elements	4.35
Slope of best-fit line, errors in	2.135
Sodium:	
bond dissociation energies	4.51
gravimetric factors	11.61
Sodium chloride brines, freezing point of	5.86
Sodium hydroxide solutions, percent	
humidity of	11.7
Sodium thiosulfate solution, volumetric	
factors for	11.82
Solid angle	2.3
Solid state, symbols, SI units, and	
definitions for	2.16
Solidification point, of fats and oils	10.69
Solids, thermal conductivities	5.154
Solid state, symbols, SI units, and	
definitions for	2.16
Solubility:	
of gases in water at various temperatures	5.3
of inorganic compounds	3.14
in water at various temperatures	5.9
of organic compounds	1.76
Solubility products:	8.6
at various temperatures	8.73
Solubility rules for inorganic compounds	11.105
Solute band profile	11.29
Solutes, chromatographic behavior of	11.27
Solutions for analytical use, preparation of	11.109
Solvent strength parameter	11.16
Solvents:	
acid-base, properties of	8.90
arranged by boiling points	11.10
of chromatographic interest	11.16
correction for in ultraviolet-visible region	7.23
having the same refractive index and	
same density	11.18
infrared transmission characteristics	7.68
positions of residual protons (NMR) in	
incompletely deuterated	7.98
ultraviolet cutoffs of	7.20
Soxhlet lactometer	2.67
Space, symbols, SI units, and definitions for	2.17
Spatial orientation of common hybrid bonds	4.56
Specialist nomenclature for heterocyclic	
systems	1.11

<u>Index Terms</u>	<u>Links</u>
Specific gravity:	5.87
conversion to density	2.66
corrections for buoyant effect of air	5.89
of fats and oils	10.69
of polymers	10.22
of rubbers	10.63
of waxes	10.72
Specific heat:	
of any phase	6.4
of polymers	10.23
(<i>see also Heat capacities</i>)	
Specific refraction	5.135
Specific resistance	8.168
Specific rotation	1.47
Spectrophotometry, laws of	7.39
Spectroscopic relationships	7.38
Spectroscopy, symbols, SI units, and definitions for	2.16
Speed of light in vacuum	2.5
Sphere, area and volume of	2.112
Spin coupling constants:	
carbon-carbon	7.108
carbon-fluorine	7.109
of carbon-hydrogen	7.107
of carbon with nuclei other than hydrogen	7.110
fluorine-fluorine	7.118
nitrogen-fluorine	7.116
nitrogen-hydrogen	7.115
of phosphorus	7.122
of protons	7.97
Spin, nuclear, of elements	7.89
Sprayometer	2.68
Stability constants (<i>see Formation constants</i>)	
Standard acceleration of free fall	2.5
Standard atmosphere	2.5
Standard deviation:	
of chromatographic band	11.29
in statistics	2.120
Standard enthalpies for compounds	6.2
Standardized variable	2.120
Standard letter symbols	2.26
Standard stock solutions for elements	11.107
Standards:	
for acid-base titrations	11.74
for fluorescence	7.28
for precipitation titrations	11.94
for redox titrations	11.82
States of aggregation, abbreviations for	2.7
Stationary phases in gas chromatography	11.21
Statistical tables	2.117
Stefan's law	7.39
Stefan-Boltzmann constant	2.5
Steradian, definition of	2.3
Stereochemistry	1.39

<u>Index Terms</u>	<u>Links</u>
Stereoisomers	1.39
Stoichiometric proportions, in inorganic nomenclature	3.3
Straight-chain alkanes, names of	1.2
Strontium:	
bond dissociation energies	4.51
gravimetric factors	11.63
Structural formulas (<i>see Formulas</i>)	
Student t values (table)	2.124
Student's distribution	2.123
Styrene-acrylonitrile copolymers:	
description of	10.19
properties of	10.52
Styrene-butadiene copolymer, properties of	10.52
Styrene-butadiene rubber	10.61
Styrene-butadiene-styrene block copolymers	10.20
Styrene-maleic acid copolymer, properties of	10.42
Styrenic polymers:	
description of	10.19
properties of	10.48
Sublimation, enthalpy of:	6.3
of inorganic compounds	6.124
of organic compounds	6.51
Sublimation, entropy of	6.4
Substitution pattern of benzene ring:	
infrared frequencies	7.57
Raman frequencies	7.82
Substitutive nomenclature	1.17
Succinic acid, formation constants with	8.102
Sucrose-water solutions, density and viscosity of	5.138
Suffixes for specialist nomenclature of Heterocyclic systems	1.12
Sulfate, formation constants with	8.86
Sulfite, formation constants with	8.87
Sulfone polymers:	
description of	10.20
properties of	10.52
Sulfones, nomenclature of	1.38
Sulfonium compounds, nomenclature of	1.38
5-Sulfosalicylic acid, formation constants with	8.102
Sulfoxides, nomenclature of	1.38
Sulfur acids, nomenclature of	1.38
Sulfur:	
bond dissociation energies	4.51
-carbon bond lengths	4.38
gravimetric factors	11.64
-other elements bond lengths	4.40
Sulfur compounds:	
infrared frequencies of	7.59
nomenclature of	1.37
Raman frequencies of	7.84
Sulfur dioxide, solubility in water at various temperatures	5.6

<u>Index Terms</u>	<u>Links</u>
Sulfuric acid solutions:	
percent humidity of	11.7
specific vapor pressures of	11.7
Sultams, nomenclature of	1.39
Sultones, nomenclature of	1.39
Supercritical fluids, table	11.26
Suppression of ionization in a plasma	7.41
Surface areas and volumes	2.109
Surface chemistry, symbols, SI units, and definitions for	2.10
Surface tension:	
discussion of	5.136
of inorganic compounds	5.130
of organic compounds	5.90
of water at various temperatures	5.134
Symbols:	
of elements	4.2
mathematical	2.23
physical and chemical	2.6
standard letter	2.26
Symmetry in crystal structures	4.58
Syndiotactic arrangement	10.3
Synonyms of inorganic compounds	3.61
Synthetic rubbers:	
defined	10.3
natural	10.60
properties of	10.63
Systematic errors	2.118
<i>t</i> , values of	2.124
<i>t</i> test	2.123
Tacticity, defined	10.3
Taft sigma values	9.2
Taft substituent constants	9.2
Tantalum:	
bond dissociation energies	4.51
gravimetric factors	11.64
Tartaric acid, formation constants with	8.102
Tartrate reference pH buffer solution at various temperatures	8.105
Tellurium:	
bond dissociation energies	4.51
gravimetric factors	11.64
Temperature correction, for barometric readings	2.72
Temperature	2.3
conversion between Celsius and Fahrenheit scales	2.54
critical	6.141
measurement of	11.138
Tensile modulus of polymers	10.22
Tensile yield strength:	
at break of polymers	10.22
of natural and synthetic rubbers	10.63

Index Terms**Links**

Tension, aqueous (<i>see Vapor pressure</i>)			
Terbium, bond dissociation energies	4.51		
Ternary azeotropic mixtures	5.77		
containing water and alcohols	5.77		
Tests of significance, in statistics	2.126		
Tetragonal crystal lattices	4.53	4.57	
Tetraoxalate reference pH buffer solution			
at various temperatures	8.105		
Thallium:			
bond dissociation energies	4.51		
gravimetric factors	11.65		
Theoretical plates	11.28		
Thermal conductivity:	5.148		
of elements	4.2		
of gases at various temperatures	5.148		
of liquids at various temperatures	5.151		
of polymers	10.23		
of solids	5.154		
Thermal expansion:			
cubical coefficients of	11.105		
linear, coefficient of, elements	4.2		
Thermal neutron absorption cross section			
of nuclides	4.59		
Thermal properties of polymers	10.22		
Thermocouples	11.138		
Type B	11.139		
Type E	11.139	11.140	11.143
Type I	11.139	11.140	11.144
Type K	11.139	11.140	11.145
Type N	11.139	11.140	11.146
Type R	11.139	11.140	11.147
Type S	11.139	11.140	11.148
Type T	11.139	11.140	11.149
Thermodynamic properties	6.1		
Thermodynamics, symbols, SI units, and			
definitions for	2.19		
Thermoelastic elastomers	10.20		
Thermometer scales, conversion between	2.59		
Thermometers, correction for emergent stem	11.150		
Thermometry	11.137		
Thermoplastic elastomers:			
defined	10.2	10.20	
properties of	10.54		
Thermoplastic polyester polymers	10.40		
Thermoplastic polyurethane elastomer,			
properties of	10.48		
Thermosetting alkyd polyesters, properties of	10.42		
Thermosetting polymers, defined	10.2		
Thiocyanate, formation constants with	8.87		
Thioesters and thioacids, infrared			
frequencies of	7.53		
Thioglycolic acid, formation constants with	8.103		
Thiophene, binary azeotropes with	5.76		

<u>Index Terms</u>	<u>Links</u>
Thiosulfate:	
formation constants with	8.87
volumetric factors for	11.88
Thiourea, formation constants with	8.103
Thomson cross section	2.5
Thorium:	
bond dissociation energies	4.51
gravimetric factors	11.65
Thoron, formation constant with	8.103
Threshold limit value (TLV) for gases and vapors	11.121
Thullium, bond dissociation energies	4.51
Time:	
of analysis in chromatography	11.31
defined	2.3
symbols, SI units, and definitions for	2.17
Tin:	
bond dissociation energies	4.51
gravimetric factors	11.65
Tiron, formation constants with	8.91
Titanium:	
bond dissociation energies	4.52
gravimetric factors	11.65
Titrimetric factors:	
acids	11.76
bases	11.77
iodine	11.78
potassium dichromate	11.79
potassium permanganate	11.80
silver nitrate	11.81
sodium thiosulfate	11.82
Titrimetric solutions, standard:	
for acid-base titrations	11.84
for elements	11.107
for precipitation titrations	11.94
for redox titrations	11.82
Tolerances:	
for analytical weights	11.71
for burets	11.103
for pipets	11.103
for volumetric flasks	11.102
Torsional asymmetry	1.47
Torus, area and volume of	2.113
Tralle hydrometer	2.68
Transference numbers	8.169
Transmittance:	
to absorbance (table)	2.98
defined	7.39
Transport properties, symbols, SI units, and definitions for	2.21
Trapezoid, area of	2.109
Triangle, area of	2.109
Triclinic crystal lattice	4.57
Triethanolamine, formation constants with	8.103

Index Terms**Links**

Triethylenetetramine, formation		
constants with	8.103	
1,1,1-Trifluoro-3,2'-thenoylacetone, formation		
constants with	8.104	
Trigonometric functions:		
of an angle	2.113	
functions, series for	2.116	
Triple-bond radii, of elements	4.35	
Triple bonds:		
infrared frequencies of	7.47	
Raman frequencies of	7.76	
Triple points of various materials	5.168	
Trivial names of heterocyclic systems for use		
in fusion names	1.13	
Trouton's rule	6.3	
Tungsten:		
bond dissociation energies	4.52	
gravimetric factors	11.66	
Tungsten $L\alpha_1$ line, mass absorption		
coefficients for	7.16	
Twaddell degrees:		
conversion to degrees Baume	2.85	
conversion to density	2.85	
Twaddell hydrometer	2.68	
Two-tailed test, in statistics	2.125	
Ultraviolet-visible spectroscopy	7.19	
Ultraviolet cutoff:		
of chromatographic solvents	11.16	
of spectrograde solvents	7.20	
Ultraviolet stabilizers for polymers	10.7	
Unit cells in crystal structures	4.59	
Unsaturated carbon-hydrogen bond, Raman		
frequencies	7.73	
Unsaturated polyester polymers	10.16	
Unsaturated cyclic ring systems, carbon-13		
chemical shifts	7.101	
Unsaturated heterocyclic ring systems, proton		
chemical shifts in	7.94	
Uranium:		
bond dissociation energies	4.52	
gravimetric factors	11.66	
Urea formaldehyde resin	10.21	
description of	10.58	
properties of	10.54	
Ureas, infrared frequencies of	7.53	
Van der Waals' constants for gases	5.157	
Van der Waals' equation of state for gases	5.157	5.170
Vanadium:		
bond dissociation energies	4.52	
gravimetric factors	11.66	
Vapor density, of gases	5.171	

<u>Index Terms</u>	<u>Links</u>
Vaporization:	
enthalpy of	6.3
of inorganic compounds	6.124
of organic compounds	6.51
entropy of	6.4
Vapor permeability constants for polymers	10.69
Vapor-pressure equations	5.29
Vapor pressure:	
of ammonia (liquid)	5.27
of deuterium oxide	5.30
of ice	5.26
of inorganic compounds	5.31
of mercury	5.24
of water	5.28
of organic compounds	5.39
of solutions	11.6
Variance in statistics	2.114
Velocities of gas molecules	5.171
Vinyl polymers:	
description of	10.20
properties of	10.54
Virial equation of state for gases	5.170
Viscosity:	
of aqueous glycol solutions	5.138
of chromatographic solvents	11.16
conversions	2.82
discussion of	5.137
of inorganic compounds	5.130
of organic compounds	5.90
of sucrose solutions	5.138
of water at various temperatures	5.134
Voltammetric half-wave potentials:	
of inorganic materials	8.141
of organic materials	8.146
Volume:	
critical	6.143
factors for simplified computation of	11.104
of geometric objects	2.109
Volume resistivity (dc) of polymers	10.22
Volumetric analysis	11.74
Volumetric factors	11.76
Volumetric flasks, tolerances for	11.102
Volumetric primary standards:	
acid-base titrations	11.74
complexometric titrations	11.91
precipitation titrations	11.94
for redox titrations	11.82
Vulcanization and curing	10.7
Water:	
absorption by polymers	10.22
binary azeotropes with	5.58
boiling points of	5.57
compressibility of	5.150

Index Terms**Links**Water (*Cont.*)

conductivity of pure, at various temperatures	8.168
density at various temperatures	5.87
dielectric constant, refractive index, surface tension, viscosity	5.134
ion product constant of, at various temperatures	8.6
ternary azeotropes with	5.79
vapor pressure of	5.28

Water vapor:

gas permeability of polymers and rubbers	10.66
mass of in saturated air	5.156

Wavelength:

defined	7.38
maxima of acid-base indicators	8.116
to wavenumber conversion, table and X-ray tube voltage relationship	2.101
	7.39

Wavenumber to wavelength conversion, table	2.101
--	-------

Waxes, properties of	10.72
----------------------	-------

Weighings in air to weighings in vacuo, conversion of	2.83
---	------

Weights, analytical, tolerances for	11.71
-------------------------------------	-------

Wet and dry bulb thermometer readings and relative humidity	11.8
---	------

Wien displacement constant	2.5
----------------------------	-----

Wien displacement law	7.38
-----------------------	------

Wijs solution for iodine number	11.121
---------------------------------	--------

Wine and must hydrometer	2.68
--------------------------	------

Woodward-Fieser rules	7.19
-----------------------	------

Work functions of elements	4.80
----------------------------	------

Writing formulas of inorganic compounds	3.1
---	-----

Xenon:

bond dissociation energies	4.52
solubility in water at various temperatures	5.8

X-ray absorption edges, wavelengths of	7.5
--	-----

X-ray absorption energies, critical	7.8
-------------------------------------	-----

X-ray emission energies	7.10
-------------------------	------

X-ray emission spectra	7.3
------------------------	-----

X-ray filters	7.14
---------------	------

X-ray lines, mass absorption coefficients for	7.16
---	------

X-ray methods	7.2
---------------	-----

X-ray spectroscopy, analyzing crystals for	7.15
--	------

X-ray tube voltage and wavelength relationship	7.39
--	------

Xylenol orange, formation constants with	8.104
--	-------

Ytterbium, bond dissociation energies	4.52
---------------------------------------	------

Yttrium, bond dissociation energies	4.52
-------------------------------------	------

Zeeman splitting constant	2.4
---------------------------	-----

Zinc:

bond dissociation energies	4.52
gravimetric factors	11.66

Index Terms**Links**

Zincon, formation constant with
Zirconium:
 bond dissociation energies
 gravimetric factors
z statistics

8.104

4.53
11.67
2.120