

A photograph of a roller coaster looping in a vertical circle against a clear blue sky. The coaster track is white, and the cars are red and black. The background of the cover is a gradient of purple and blue with faint numbers 1 through 6 in circles.

# New Round-Up

Virginia Evans Jenny Dooley

Starter

[vk.com/englishlibrary](http://vk.com/englishlibrary)

English Grammar Practice



**Students' Book**

with CD-Rom



PEARSON  
Longman

Pearson Education Limited  
Edinburgh Gate  
Harlow  
Essex CM20 2JE  
England  
and Associated Companies throughout the world.

[www.pearsonlongman.com](http://www.pearsonlongman.com)

© Pearson Education Limited 2011

The rights of Virginia Evans and Jenny Dooley to be identified as authors of this Work have been asserted by them in accordance with the Copyright, Designs and Patents Act 1988.

All rights reserved; no part of this publication may be reproduced, stored in a retrieval system, or transmitted in any form or by any means, electronic, mechanical, photocopying, recording, or otherwise without the prior written permission of the publishers.

Printed in China  
SWTC/01

ISBN 978-1-4082-3503-4

# New Round-Up

English Grammar Practice

Starter

## Contents

1 The Alphabet .....	3	13 Present Continuous .....	65
2 A – An .....	9	14 Present Simple .....	70
Progress Check 1 (Units 1–2) .....	13	Progress Check 7 (Units 13–14) .....	79
3 Numbers .....	15	15 Prepositions of Place .....	81
4 Plurals .....	17	16 Prepositions of Time .....	85
Progress Check 2 (Units 3–4) .....	20	17 Who – What .....	90
5 Personal Pronouns .....	22	Progress Check 8 (Units 15–17) .....	93
6 The verb ‘to be’ .....	26		
Progress Check 3 (Units 5–6) .....	31	<b>Revision</b>	
7 This / These – That / Those .....	33	Revision 1 Units 1–2) .....	95
8 ‘Have / Have got’ .....	37	Revision 2 (Units 1–4) .....	97
Progress Check 4 (Units 7–8) .....	42	Revision 3 (Units 1–6) .....	99
9 There is / There are .....	44	Revision 4 (Units 1–8) .....	101
10 ‘Can’ .....	48	Revision 5 (Units 1–10) .....	103
Progress Check 5 (Units 9–10) .....	53	Revision 6 (Units 1–12) .....	105
11 Possessives .....	55	Revision 7 (Units 1–14) .....	107
12 The Imperative .....	60	Revision 8 (Units 1–17) .....	109
Progress Check 6 (Units 11–12) .....	63		
		Word List .....	111

## **Introduction**

New Round-Up Starter English Grammar Practice combines games and fun with serious, systematic grammar practice. It is ideal for young learners in the preliminary stages of English language learning.

Students see grammar points clearly presented in colourful boxes and tables. They practise grammar through lively, highly illustrated games and oral and writing activities.

New Round-Up is especially designed for different students studying English in different ways.

It can be used:

- in class with a coursebook. Students do both oral work – in pairs and in groups – and written work in New Round-Up.
- after class. The ‘write-in’ activities are ideal for homework. Students can practise what they have learned in the classroom.
- on holidays for revision. New Round-Up has clear instructions and simple grammar boxes, so students can study at home without a teacher.

The New Round-Up Teacher’s Book includes a full answer key, quizzes, tests plus answer keys, and audio scripts of progress check listening tasks.



Listen and repeat.



apple

A *A* .....

a *a* .....



ball

B *B* .....

b *b* .....



cat

C *C* .....

c *c* .....



doll

D *D* .....

d *d* .....



egg

E *E* .....

e *e* .....



frog

F *F* .....

f *f* .....




Sing along!

**A** for apple    **C** for cat    **E** for egg  
**B** for ball    **D** for doll    **F** for frog

**A B C D E F**



Listen and repeat.




glass

G *G* .....

.....

g *g* .....

.....



hat

H *H* .....

.....

h *h* .....

.....



Indian

I *I* .....

.....

i *i* .....

.....



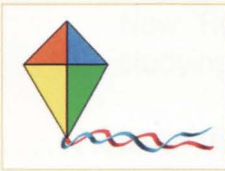
jam

J *J* .....

.....

j *j* .....

.....




kite

K *K* .....

.....

k *k* .....

.....



lemon

L *L* .....

.....

l *l* .....

.....



man

M *M* .....

.....

m *m* .....

.....




nose

N *N* .....

.....

n *n* .....

.....




onion

O *O* .....

.....

o *o* .....

.....



pen

P *P* .....

.....

p *p* .....

.....



Sing along!


**G** for glass  
**H** for hat  
**I** for Indian  
**J** for jam  
**K** for kite

**G H I J K**  
**L M N O P**

**L** for lemon  
**M** for man  
**N** for nose  
**O** for onion  
**P** for pen



Listen and repeat.



queen

Q . Q .....

q . q .....



rain

R . R .....


r . r .....



star

S . S .....

s . s .....



train

T . T .....

t . t .....



umbrella

U . U .....

u . u .....



van

V . V .....

v . v .....



watch

W . W .....

w . w .....



box

X . X .....


x . x .....



yo-yo

Y . Y .....

y . y .....



zoo

Z . Z .....

z . z .....



Sing along!

Q for queen  
 R for rain  
 S for star  
 T for train  
 U for umbrella  
 V for van

Q R S T U  
 V W X Y Z


W for watch  
 X for box  
 Y for yo-yo  
 Z for zoo

I can learn it!  
 You can too!

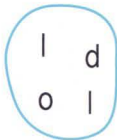
1

The Alphabet

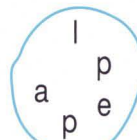
1 Fill in the missing letters.




2 Look at the pictures. Look at the letters. Write the words.




1 ..... doll



2 .....




3 .....



4 .....





5 .....



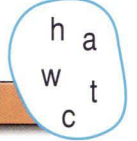

6 .....



7 .....



8 .....



9 .....



**3** Fill in the missing small letters.

...a... b ..... d ..... f ..... h ..... j ..... l ..... n .....  
 p ..... r ..... t ..... v ..... x ..... z

**4** Fill in the missing capital letters.

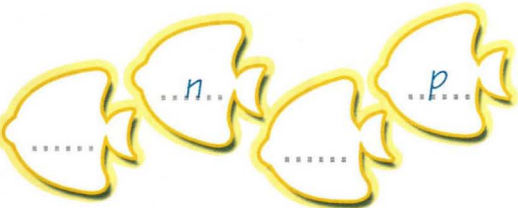
A ...B... C ..... E ..... G ..... I ..... K ..... M ..... O  
 ..... Q ..... S ..... U ..... W ..... Y .....


**5** Fill in the missing letters.


1  ..G... ..J...

2  ...t... ..v...

3  ..C... ..D...

4  ...n... ..p...

5  ..R... ..U...

6  ..w... ..y...

**6** Write in capital letters.

- |            |           |         |       |          |       |
|------------|-----------|---------|-------|----------|-------|
| 1 dog      | ...DOG... | 5 queen | ..... | 9 cat    | ..... |
| 2 apple    | .....     | 6 watch | ..... | 10 glass | ..... |
| 3 umbrella | .....     | 7 lemon | ..... |          |       |
| 4 jam      | .....     | 8 train | ..... |          |       |

**7** Write in small letters.

- |         |           |         |       |         |       |
|---------|-----------|---------|-------|---------|-------|
| 1 CAT   | ...cat... | 5 KITE  | ..... | 9 TRAIN | ..... |
| 2 EGG   | .....     | 6 ONION | ..... | 10 FROG | ..... |
| 3 NOSE  | .....     | 7 ZOO   | ..... |         |       |
| 4 YO-YO | .....     | 8 PEN   | ..... |         |       |

1

## The Alphabet

8

Match the first letter of a word to the end of the word and its picture.

j h e s f o n a  
 ..onion ....tar ....ose ....pple ....gg ....at ....am ....rog

9



Listen and repeat.

th / ð / or / θ /

this, that, them, there, they, thin, thief, three, thing

ch / tʃ /

chart, cherry, chess, child, church, chin, chair

ph / f /

phone, photo, Philip

sh / ʃ /

ship, shop, shell, shut, shoe, shot



## Alphabet Game

Student A: Say a letter.

Student B: Write the letter on the board.




B







Listen and repeat.



e.g. a ball  
a cat



e.g. an apple  
an umbrella

1 Circle the vowels.

c d a g k i l m o f  
p q w e x s z u

2 Listen and repeat.

a + ll /ɑ:/

ball, call, small, all, tall, fall

e is silent at the end

make, bake, snake, cake, apple, kite

ee /i:/

bee, sheep, see, feet, seed, meet


oo /ʊ/ or /ɔ:/

book, cook, good, pool, moon **BUT:** door, floor

## 2

## A – An


## 3

Fill in: *a* or *an*.1 ... *a* ... dog


2 ..... elephant



3 ..... zebra




4 ..... ant



5 ..... snake




6 ..... frog



7 ..... octopus



8 ..... cow




9 ..... insect



10 ..... bird



11 ..... lion




12 ..... alligator



13 ..... donkey



14 ..... owl




15 ..... mouse



16 ..... sheep



17 ..... fish



18 ..... horse



19 ..... ostrich



20 ..... bee

## 4



Listen and repeat.

c + a, o, u /k/

cat, cost, cup, coffee, coat, can

c + e, i, y /s/

cell, cinema, cycle, city, certain

k is not pronounced before n

knit, knife, know, knee

q + u /kw/

queen, quit, question

y /j/ at the beginning

yes, yellow, yacht

y /i/ at the end

Mary, tidy, Sally, cherry,

/aɪ/ in one syllable words

sky, fly, dry, spy, cry

s /z/ between vowels

rose, close, rise

5  Write the words in the correct column. Listen and check. Listen and repeat.

a

banana

.....

.....

.....

.....

.....

an

.....

.....

.....

.....

.....



6 Circle the odd word out.

- |                              |                             |                                  |
|------------------------------|-----------------------------|----------------------------------|
| 1 a mouse / cat / <u>owl</u> | 3 an orange / lemon / apple | 5 a pineapple / cake / ice cream |
| 2 an ant / donkey / elephant | 4 a umbrella / hat / girl   | 6 an horse / ostrich / ant       |

7 Fill in: ball, apple, cat, egg, dog, frog, umbrella, box, yo-yo, queen, onion, glass, Indian, man, kite, pen.

a

.....

.....

.....

an

.....

.....

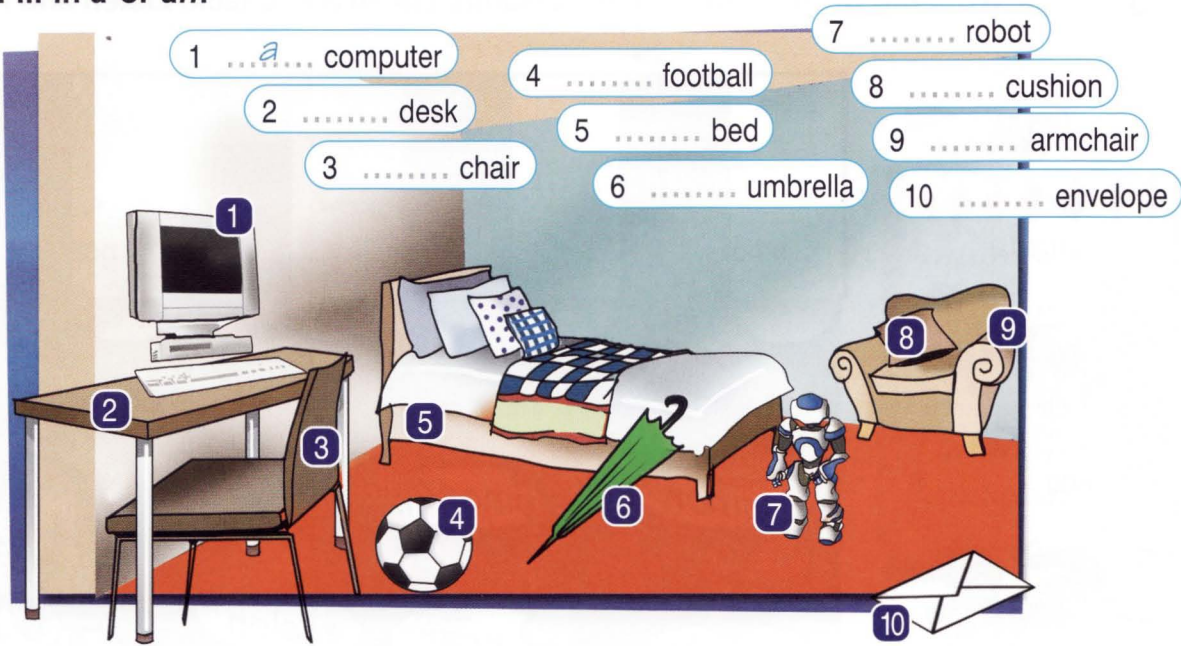
.....

2

A – An

8

Fill in *a* or *an*.



### Speaking Activity

Student A: Say an animal from Ex. 3. Student B: Repeat adding *a* or *an*.

A or An?

dog

a dog



### Writing Activity

Write a list of 6 animals we see in a zoo.

..... *an owl* .....


.....

### Remember?

Look at the picture in Ex. 8 for 2 minutes. Close your books. Can you remember all the things in the room?

# Progress Check 1 (Units 1-2)

1 Fill in the missing small letters.



2 Write the words in capitals.

cat


apple

ball


train



C A T



□ □ □ □ □



□ □ □ □ □



□ □ □ □ □

3 Look and write as in the example.




1 *a star*




2



3



4



5



6

# Progress Check 1

## 4 Read and circle.

1 a / an bird

3 a / an cow

5 a / an mouse

7 a / an alligator

2 a / an ant

4 a / an owl

6 a / an horse

8 a / an lion

## Listening

## 5 Listen and draw lines. There is one example.

Pat

Ann

Kim

Tom

Ben

Sam



6



## Song



Here's a doll  
 Here's a star  
 Here's an onion  
 Here's a car  
 Here's an egg  
 Here's a pen  
 Here's an apple  
 Sing again!




Here's a watch  
 Here's a hat  
 Here's an ostrich  
 Here's a cat  
 Here's an ant  
 Here's a bee  
 Here's a yo-yo  
 Sing with me!







Listen and repeat.



1 one  
2 two

3 three  
4 four

5 five  
6 six

7 seven  
8 eight

9 nine  
10 ten

1 Write the numbers.



Listen and repeat.



3

Numbers




Listen and repeat.



2

Help the bee go home. Write the missing numbers.



3

Write out the numbers.

- |   |                        |   |            |   |            |
|---|------------------------|---|------------|---|------------|
| 1 | 63 : ...sixty-three... | 3 | 55 : ..... | 5 | 91 : ..... |
| 2 | 47 : .....             | 4 | 82 : ..... | 6 | 76 : ..... |

Find the numbers

Student A: Say a number. Student B: Say the number after it.

eleven



twelve



# Plurals



Listen and repeat.

Singular



one flower

Plural




three flowers



Most nouns add **-s**.

1 Look and write.



- 1 ..... *two zebras* .....
- 2 .....
- 3 .....
- 4 .....
- 5 .....



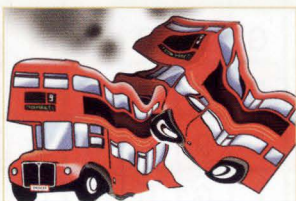
Listen and repeat.

Singular



one bus

Plural



two buses



Nouns that end in **-s, -ss, -sh, -ch, -x** or **-o** add **-es**.

2 Write the plurals.

- 1 watch - .. *watches* ..
- 2 glass - ..
- 3 tomato - ..
- 4 brush - ..
- 5 box - ..
- 6 dish - ..



Listen and repeat.

Singular



one baby

Plural



two babies



Nouns that end in consonant + **y** drop **y** and add **-ies**.

BUT

Singular



one toy

Plural



two toys

Nouns that end in a vowel (a, e, o, u) + **y** add **-s**.

3

Find the plurals of the words below in the puzzle.



A	E	S	L	M	O	L	A	D	I	E	S
L	M	T	O	E	A	S	I	L	M	Z	V
Y	M	O	N	K	E	Y	S	D	A	I	E
G	E	R	B	Y	S	T	O	E	K	B	O
J	Q	I	E	N	B	O	Y	S	T	A	F
S	G	E	O	D	A	Y	S	F	M	B	J
T	R	S	D	E	N	N	O	E	L	I	C
S	T	R	A	W	B	E	R	R	I	E	S
O	L	G	D	E	O	S	T	P	K	S	E

### Pronunciation

We pronounce the ending of the plural form:









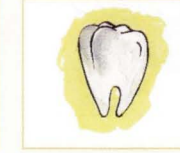
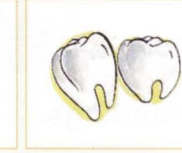








- /s/ when the noun ends in a(n) /f/, /k/, /p/, /t/ or /θ/ sound. chefs, parks, shops, bats, baths
- /z/ when the noun ends in a(n) /s/, /ks/, /ʃ/, /tʃ/, /dʒ/ or /z/ sound. buses, foxes, dishes, witches, bridges, roses
- /z/ when the noun ends in all other sounds. toys, lemons, flowers, bags

4 Listen and tick (✓). Listen again and repeat.

	/s/	/z/	/ɪz/		/s/	/z/	/ɪz/		/s/	/z/	/ɪz/
rabbits				lorries				brushes			
boxes				oranges				hats			
planes				glasses				cars			

22 Listen and repeat.

Irregular Plurals

					
one man	two men	one woman	two women	one child	two children
					
one person	two people	one tooth	two teeth	one foot	two feet
					
one mouse	two mice	one fish	two fish	one sheep	two sheep

5 Count and write.

1 	2 	3 	4 	5 
two teeth				

Write the plurals

Student A: Say a word. Student B: Write the plural form on the board.

A: man B: (writes) men

# Progress Check 2 (Units 3-4)

1 Match the numbers to the words.

ten    six    eleven    nine    two    twelve    sixteen    twenty

2 Choose and circle.

1	<b>30</b>	thirteen	three	<b>thirty</b>	4	<b>19</b>	nine	ninety	nineteen
2	<b>40</b>	four	fourteen	forty	5	<b>7</b>	seventeen	seven	seventy
3	<b>15</b>	fifty	fifteen	five	6	<b>80</b>	eight	eighty	eighteen

3 Match the words to the endings.

lion    story    glass    lorry    tomato  
zebra    lady    bus    boat

-s	-es	-ies
lions		

4 Look at the pictures. Look at the letters. Write the words.

 e s p a l n 1 ..... <i>planes</i> .....	 x f e s o 2 .....	 s i b e a b 3 .....
 r f g o s 4 .....	 y b o s 5 .....	 t h w s c e a 6 .....

## 5 Write the plurals.

- |                 |                  |                 |
|-----------------|------------------|-----------------|
| 1 child - ..... | 4 tooth - .....  | 7 foot - .....  |
| 2 mouse - ..... | 5 sheep - .....  | 8 woman - ..... |
| 3 man - .....   | 6 person - ..... | 9 fish - .....  |

## Listening

## 6 Listen and write a name or a number. There are two examples.



Lisa




8




1



2



3




4

## 7 Song

Two white sheep and three brown dogs  
 Four grey mice and five green frogs  
 Two red apples, three pink cakes  
 Four blue birds and five brown snakes  
 Lots of pictures in my book  
 Lots of pictures, come and look.

Two blue flowers, three green trees  
 Four black ants, five yellow bees  
 Two green vans and three white planes  
 Four red buses, five blue trains  
 Lots of pictures in my book  
 Lots of pictures, come and look.





Listen and repeat.

Singular	Plural
I	we
you	you
he, she, it	they



People	Animals	Things
He / She	It	It

We say **he** for men and boys, **she** for women and girls and **it** for things and animals.



1 Fill in: *I, he, she, it, we* or *they*.



2 Fill in: *he, she, it, we* or *they*.

- |         |                        |                    |       |             |       |
|---------|------------------------|--------------------|-------|-------------|-------|
| 1 Maria | ..... <i>she</i> ..... | 4 you and I        | ..... | 7 woman     | ..... |
| 2 hat   | .....                  | 5 boy              | ..... | 8 Tom and I | ..... |
| 3 buses | .....                  | 6 Carmen and Pedro | ..... | 9 frog      | ..... |

3 Match the correct pronouns to the pictures.



5

Personal Pronouns

4 Read and circle.




1 we / they




2 she / you



3 we / he



4 we / you



5 it / they



6 I / she



7 it / he



8 we / he



9 she / it

5




Write *I, you, he, she, it, we* or *they*. Listen and check.



1 .....



2 .....



3 .....




4 .....



5 .....



6 .....



7 .....





8 .....



9 .....

6 Write *he, she, it, or they.*



7 Match.

- 1 Jenny
- 2 a dog
- 3 Mum and Dad
- 4 Lucy and I
- 5 Ben
- 6 three monkeys
- 7 a boy
- 8 a yo-yo

- a we
- b it
- c he
- d she
- e they
- f it
- g they
- h he


Say the pronoun!

Work in pairs. Find a picture in the unit. Point to the picture. Your partner says the correct pronoun. Now, your partner finds a picture.





Listen and repeat.



Affirmative		Negative		Interrogative
Long form	Short Form	Long	Short Form	
I am	I'm	I am not	I'm not	Am I?
You are	You're	You are not	You aren't	Are you?
He is	He's	He is not	He isn't	Is he?
She is	She's	She is not	She isn't	Is she?
It is	It's	It is not	It isn't	Is it?
We are	We're	We are not	We aren't	Are we?
You are	You're	You are not	You aren't	Are you?
They are	They're	They are not	They aren't	Are they?

1 Write as in the example.

## Long Form

- It is ..... a doll.
- They ..... dancers.
- He ..... a teacher.
- We ..... girls.
- I ..... Tony.
- She ..... a singer.

## Short Form

- It 's ..... a doll.
- They ..... dancers.
- He ..... a teacher.
- We ..... girls.
- I ..... Tony.
- She ..... a singer.

2 Fill in: *am, is or are.*

1 I ..... a dancer and you ..... a singer.



2 We ..... football players and they ..... tennis players.



3 He ..... a mechanic and she ..... an engineer.



4 I ..... a firefighter and he ..... a policeman.



5 You ..... a policeman and I ..... a nurse.



6 We ..... pupils and you ..... students.



7 I ..... a bus driver and you ..... a postman.



8 I ..... a pilot and he ..... an astronaut.



9 I ..... a doctor and he ..... a teacher.



3 Match column A with column B, then write the sentences.

**A**

- 1 I am a
- 2 He is
- 3 It is
- 4 She is
- 5 We are

**B**

- A a box
- B Mary
- C Jim
- D pupil
- E singers

*I am a pupil.*

.....

.....

.....

.....

.....

4 Fill in: *'m not, isn't or aren't.*

- 1 I ..... *'m not* ..... a teacher.
- 2 You ..... an engineer.
- 3 We ..... dancers.
- 4 He ..... a bus driver.

- 5 She ..... an astronaut.
- 6 I ..... a student.
- 7 They ..... postmen.
- 8 It ..... a dog.

6

The verb 'to be'

5

Fill in the pronoun *I, he, she, it, we, they* with *'m not, isn't or aren't*.



1 *He isn't* a policeman.  
He is a singer.



2 ..... a teacher.  
I'm a doctor.



3 ..... a postman.  
He's a pilot.



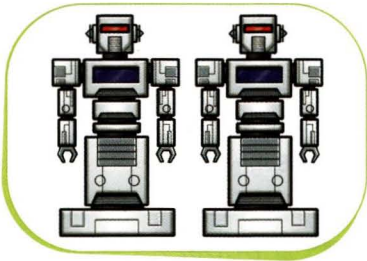
4 ..... firefighters.  
They are policemen.




5 ..... an engineer.  
She's a teacher.



6 ..... singers.  
We are doctors.



7 ..... balloons.  
They are robots.



8 ..... a fox.  
It's a penguin.



9 ..... a teacher.  
She is a nurse.

6

Fill in: *Am, Is or Are*.

- 1 *Are* ..... you a pupil?
- 2 ..... he a teacher?
- 3 ..... they dancers?
- 4 ..... I a pilot?

- 5 ..... you firefighters?
- 6 ..... it a dog?
- 7 ..... she a nurse?
- 8 ..... it an apple?

Short answers

Am I/Are you a pupil?	Yes, I am.	No, I'm not.
Is he/she/it big?	Yes, he/she/it is.	No, he/she/it isn't.
Are we/you/they pupils?	Yes, we/you/they are.	No, we/you/they aren't.

7 Answer the questions using short answers.



1 Is he 7?


*No, he isn't.*



2 Are they babies?




3 Is he a firefighter?



4 Is it a zebra?



5 Is she a singer?



6 Are they bees?

8 Answer the questions.



1 Are they mechanics?

*No, they aren't.  
They're firefighters.*



2 Is he a postman?



3 Is she a dancer?



4 Are you bus drivers?



5 Are they tennis players?



6 Is it a flower?

# 6 The verb 'to be'

9  Fill in: *am, is or are*. Listen and check.

1) ..... Meena. 1 2) ..... 7. 1 3) ..... a pupil. Sunita 4) .....  
my mum. She 5) ..... a teacher. Deepak 6) ..... my dad. He 7) .....  
an engineer. Dev 8) ..... my brother. He 9) ..... a student. We  
10) ..... a happy family!



## What am I?

Think of a job. Your partner asks three questions to guess who you are.



Are you a teacher?  
Are you a bus driver?  
Are you a pilot?

No, I'm not.  
No, I'm not.  
Yes, I am.



## Writing Activity

Write a short text about you and your family. Use the text in Ex. 9 as a model.

.....

.....

.....

.....

.....

.....

.....

.....

.....

.....

.....

.....


.....



# Progress Check 3 (Units 5-6)

## 1 Match the words to the pictures.

- 1 I ..... *b.*
- 2 he .....
- 3 she .....
- 4 it .....
- 5 we .....
- 6 they .....



## 2 Read and circle.

- |                                       |                                  |
|---------------------------------------|----------------------------------|
| 1 I <u>am</u> / are five.             | 4 She <u>is</u> / are a teacher. |
| 2 It <u>is</u> / are a bird.          | 5 I <u>is</u> / am Chris.        |
| 3 We <u>am</u> / are Omar and Fatima. | 6 You <u>is</u> / are happy.     |

## 3 Write the sentences as in the example.

- |                                                 |                          |
|-------------------------------------------------|--------------------------|
| 1 she / nurse ..... <i>She's a nurse.</i> ..... | 5 I / student .....      |
| 2 It / not apple .....                          | 6 She / Vera .....       |
| 3 he / teacher? .....                           | 7 it / elephant? .....   |
| 4 They / not lions .....                        | 8 You / not doctor ..... |

## 4 Write the sentences as in the example.



1 Ann is a singer.  
..... *She is a singer.* .....



2 Tom is a teacher.  
.....



3 Mark and Alice are dancers.  
.....



4 Spot and Dot are dogs.  
.....




5 Bob and I are firefighters.  
.....



6 Paul and Miko are pupils.  
.....

# Progress Check 3

## Listening

5  Listen and tick (✓) the box. There is one example.

How old is Ellie?



A



B



C

1 What is in the picture?



A



B



C

2 What's Mike's job?



A



B



C

3 Which is my dog?



A  BARRY



B  DASTY




C  LARRY

6  Song 

She's a teacher  
We are students  
We're at school  
We're at school  
It's a sunny morning  
We are very happy  
School is cool  
School is cool

It's an eraser  
They are pencils  
It's a book  
It's a book  
We are in the classroom  
We are very happy  
Come and look  
Come and look






Listen and repeat.


*This is a big egg.*



*These are crocodiles' eggs.*



Look! *That is a crocodile!*



*Those are crocodiles. Help!!*

We use **this/these** for things near us.


We use **that/those** for things far from us.



*This is a pen. These are pens.*

*That is a kite. Those are kites.*

1 Look and complete the sentences. Use *This is* or *These are*.





- 1 ..... *These are* ..... hats.
- 2 ..... skirt.
- 3 ..... shirt.
- 4 ..... dress.
- 5 ..... trousers.
- 6 ..... boots.

7

**This / These – That / Those**

2 Write sentences using *That* or *Those*.



1 ..... *That is a tiger.* .....

2 .....

3 .....

4 .....

5 .....

6 .....

3 Fill in: *This* or *That*.

1 ..... is a helicopter.




2 ..... is a motorbike.



3 ..... is a boat.



4 ..... is a train.



4 Fill in: *these* or *those*.


1 What are ..... ?  
They are bikes.



2 What are ..... ?  
They are planes.



3 What are ..... ?  
They are buses.



4 What are ..... ?  
They are cars.



5 Fill in: *this*, *that*, *these* or *those*.

1 What is ..... ?



It's a snake.

2 What are ..... ?



They're monkeys.

3 What is ..... ?



It's a bee.

4 What are ..... ?



They're shoes.

5 What is ..... ?



It's a cake.

6 What is ..... ?



It's my hat!!!

## 7

## This / These – That / Those

6



Fill in: *This, That, These or Those*. Listen and check.


1 *This* is a blue monster.



2 ..... is a red monster.



3 ..... are yellow monsters.



4 ..... are green monsters.



5 ..... is a black monster.



6 ..... is a white monster.



7 ..... are brown monsters.



8 ..... is a pink monster.



## Say it right!

Student A: Point to things in the classroom. Make a wrong sentence.

Student B: Correct your partner.

This is a pen.



No, this isn't a pen.  
This is a pencil.





Listen and repeat.

## Have (got)



Affirmative		Negative		Interrogative
Long form	Short Form	Long	Short Form	
I have got	I've got	I have not got	I haven't got	Have I got?
You have got	You've got	You have not got	You haven't got	Have you got?
He <b>has</b> got	He's got	He <b>has not</b> got	He <b>hasn't</b> got	<b>Has</b> he got?
She <b>has</b> got	She's got	She <b>has not</b> got	She <b>hasn't</b> got	<b>Has</b> she got?
It <b>has</b> got	It's got	It <b>has not</b> got	It <b>hasn't</b> got	<b>Has</b> it got?
We have got	We've got	We have not got	We haven't got	Have we got?
You have got	You've got	You have not got	You haven't got	Have you got?
They have got	They've got	They have not got	They haven't got	Have they got?

### 1 Fill in the blanks as in the example.

#### Long form

- I *have got* ..... a book. (✓)
- Mary ..... a red dress. (✓)
- They ..... a dog. (✓)
- It ..... big ears. (✓)
- Pam *has not got* ..... a watch. (X)
- We ..... a telephone. (X)
- Jane ..... a banana. (X)
- You ..... a hat. (X)


#### Short form

- I *'ve got* ..... a book. (✓)
- Mary ..... a red dress. (✓)
- They ..... a dog. (✓)
- It ..... big ears. (✓)
- Pam *hasn't got* ..... a watch. (X)
- We ..... a telephone. (X)
- Jane ..... a banana. (X)
- You ..... a hat. (X)

8

**'Have / Have got'**

2 Look at the blue monster and write about it.



*It has got two eyes.*

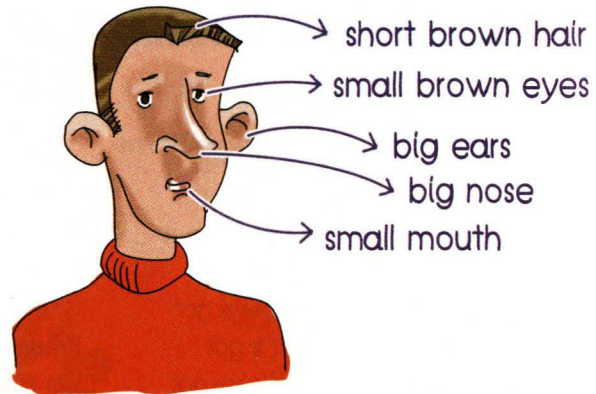

.....

.....

.....

.....

3 Look at the pictures. Fill in: 's got or hasn't got.



- 1 She *'s got* ..... a beautiful face.
- 2 He ..... big blue eyes.
- 3 She ..... a big nose.
- 4 He ..... big ears.

- 5 She ..... a big mouth.
- 6 He ..... a small nose.
- 7 She ..... big ears.
- 8 He ..... short brown hair.

4 Write the sentences in the negative.

- 1 We've got a big dog.  
*We haven't got a big dog.*
- 2 Omar's got a car.  
.....
- 3 Ben and Pat have got bikes.  
.....

- 4 Lucy's got a computer.  
.....
- 5 They've got a new house.  
.....
- 6 You've got a basketball.  
.....



Short answers

Have you got a pen?	Yes, I/we have.	No, I/we haven't.
Has he/she/it got two pens?	Yes, he/she/it has.	No, he/she/it hasn't.

5 Complete the sentences so that they are true about you and your friends/ family.

- |                                                 |                                |
|-------------------------------------------------|--------------------------------|
| 1 I <i>...ve got/haven't got...</i> brown hair. | 5 I ..... big ears.            |
| 2 My dad ..... a big nose.                      | 6 My parents ..... brown hair. |
| 3 My best friend ..... a small mouth.           | 7 My mum ..... long hair.      |
| 4 My teacher ..... short fair hair.             | 8 My friends ..... bicycles.   |
|                                                 | 9 I ..... a kite.              |


6 Fill in: *Have* or *Has*. Write the short answers.



camera



radio



kite




guitar

	camera	radio	kite	guitar
Ivan	✓			
Anna			✓	
Kim and Sue		✓		
Ben				✓

- |                                                              |                                 |
|--------------------------------------------------------------|---------------------------------|
| 1 <i>Has</i> ..... Ivan got a kite?<br><i>No, he hasn't.</i> | 5 ..... Kim and Sue got a kite? |
| 2 ..... Anna got a kite?                                     | 6 ..... Ben got a guitar?       |
| 3 ..... Kim and Sue got a radio?                             | 7 ..... Anna got a radio?       |
| 4 ..... Ben got a camera?                                    | 8 ..... Ivan got a camera?      |

**8 'Have / Have got'**

**7** Write questions and short answers as in the example.



1 it/big ears  
*Has it got big ears?*  
*Yes, it has.*



2 she/cat  
 .....  
 .....



3 they/horse  
 .....  
 .....



4 we/hats  
 .....  
 .....



5 she/guitar  
 .....  
 .....



6 he/motorbike  
 .....  
 .....

**8** Look at the picture and write questions and short answers as in the example.



1 Alex/umbrella  
*Has Alex got an umbrella?*  
*No, he hasn't.*

2 Mr and Mrs Olsen/dog  
 .....  
 .....

3 Olga/toy robot  
 .....  
 .....

4 Anya/ball  
 .....  
 .....


5 Hanna and Otto/guitar  
 .....  
 .....

6 Anya/umbrella  
 .....  
 .....



### What have they got?

Look at the pictures for a minute. Say what you remember.



Team A S1: Jane has got a dog in Picture A. In picture B she hasn't got a dog. She's got a cat.



### Speaking Activity

Describe a boy or a girl from the class. Your partner guesses who it is.



This person has got short fair hair, a small nose and blue eyes.

Is it Elena?

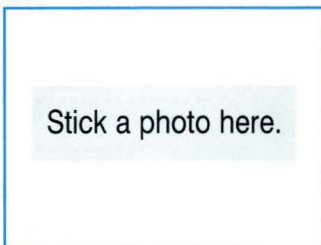


Yes, it is.



### Writing Activity

Describe your best friend.



Stick a photo here.

..... has got

hair and ..... eyes.


..... nose,

..... mouth and


ears..... face.

# Progress Check 4 (Units 7-8)

## 1 Read and circle.




1 **This** / **Those** are birds.



2 **That** / **These** are hats.




3 **That** / **These** is a dolphin.




4 **These** / **Those** are lemons.




5 **This** / **That** is a TV.



6 **Those** / **This** is a kite.







7 **These** / **That** are erasers.





8 **Those** / **That** is an elephant.

## 2 Fill in: *this*, *that*, *these* or *those*.

1 *This* ..... is  a banana and ..... is  an apple.

2 ..... are  oranges and ..... are  lemons.

3 ..... is  a pineapple and ..... are  strawberries.

## 3 Write the questions and answer them as in the example.

1 *Has he got a ball?* ..... (he/ball/✓)  
*Yes, he has.* .....

2 ..... (she/toy robot/X)  
.....

3 ..... (we/yo-yo/X)  
.....

4 ..... (you/umbrella/X)  
.....

5 ..... (they/books/✓)  
.....

6 ..... (he/schoolbag/✓)  
.....

## 4 Write the negative or affirmative sentences.

1 We have got a horse.

*We haven't got a horse.*

2 Jane hasn't got a monkey.

.....

3 Yasmin has got five cats.

.....

4 Heath and Jake haven't got a mouse.

.....

5 You haven't got a snake.

.....

6 Kate and Leo have got two fish.

.....

## Listening

## 5 Listen and draw lines. There is one example.

Mark

Jill

Dave

Paul

Helen

Ben

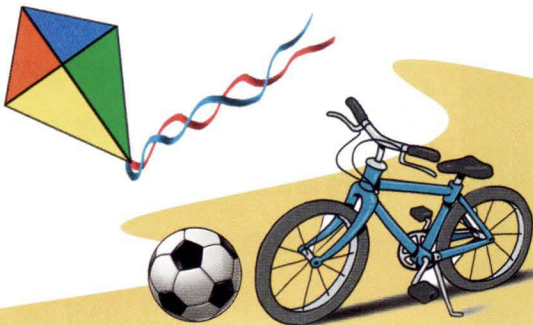
Sarah



## 6



## Song



These are my boots and that's my hat  
I've got clothes, I've got clothes  
Those are my trousers, that's my shirt  
I can go outside to play

This is my ball and that's my kite  
I've got toys, I've got toys  
Those are my yo-yos, that's my bike  
I can go outside to play

**There is / There are**



Listen and repeat.




**There is** a boat.  
**There are** three fish.  
**There isn't** an octopus.  
**There aren't** four starfish.


	Affirmative		Negative		Interrogative
	Long Form	Short Form	Long Form	Short Form	
singular	there is	there's	there is not	there isn't	Is there?
plural	there are		there are not	there aren't	Are there?

1 Look at the picture. Read and write *yes* or *no*.




- 1 There are two children in the picture. *Yes*
- 2 There are four bikes. .....
- 3 There isn't a dog. .....
- 4 There are five bananas. .....
- 5 There is a radio. .....
- 6 There are two sandwiches. .....

2  Look at the picture. Fill in: *is, are, isn't, aren't*. Listen and check.



- 1 There ... *is* ..... a helicopter.
- 2 There ..... three cars.
- 3 There ..... a park.
- 4 There ..... a house.
- 5 There ..... three children in the park.
- 6 There ..... a lorry.
- 7 There ..... a supermarket.
- 8 There ..... three lorries.

3 Look at the picture. Read and tick (✓).



1 Are there five children in the picture?

- a Yes, there are.
- b No, there aren't.

2 Is there a snake?

- a Yes, there are.
- b Yes, there is.

3 Are there three frogs?

- a Yes, there are.
- b No, there aren't.

4 Are there two dogs?

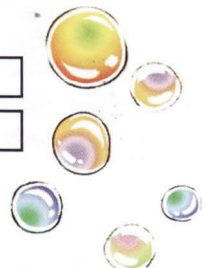
- a No, there isn't.
- b No, there aren't.

5 Is there a cat?

- a No, there aren't.
- b No, there isn't.

6 Is there a dolphin?

- a No, there isn't.
- b No, there aren't.



6 Look at the picture. Write questions and answers as in the example.

1 hat

*Is there a hat?* .....

*Yes, there is.* .....

2 three books

*Are there three books?* .....

*No, there aren't.* .....

3 doll

.....

.....

4 four red dresses

.....

.....

5 umbrella

.....

.....



Where am I?

Think of a room. Your partner asks you three questions and tries to guess where you are.

Is there a sofa?

No, there isn't.



Are there cupboards?

Yes, there are.

Are you in the kitchen?

Yes, I am!



Writing Activity

Write what there is in your bedroom.

*In my bedroom, there is ...* .....





Listen and repeat.

I can walk and

I can talk.


I can't fly and

I can't cry.

Can you sing

and can you dance?

I can clap my hands!!!





Affirmative	Negative		Interrogative
	Long Form	Short Form	
I can	I cannot	I can't	Can I?
You can	You cannot	You can't	Can you?
He can	He cannot	He can't	Can he?
She can	She cannot	She can't	Can she?
It can	It cannot	It can't	Can it?
We can	We cannot	We can't	Can we?
You can	You cannot	You can't	Can you?
They can	They cannot	They can't	Can they?

Short answers	Can you dance?	Yes, I can./No, I can't.
---------------	----------------	--------------------------

1 This is Naomi. Fill in what she can and can't do.



- Naomi ...can't... drive a car.
- She ..... play football.
- She ..... ride a bike.
- She ..... play the guitar.
- She ..... read.



2 Look at the pictures. Tick (✓) what you can do and cross (X) what you can't do.



1 dance



2 sing



3 swim



4 drive



5 ride a horse



6 write



7 run fast



8 climb



9 ride a bike



10 cook



11 play tennis




12 paint

Now write sentences about what you can and can't do.

1 *I can't drive.*  
 2 .....  
 3 .....  
 4 .....


5 .....  
 6 .....  
 7 .....  
 8 .....

3 First say then write sentences as in the example.




- 1 Can you see a truck? *Yes, I can.*
- 2 Can you see a man? .....
- 3 Can you see a bed? .....
- 4 Can you see a boy? .....
- 5 Can you see a dog? .....
- 6 Can you see a glass? .....

4 Look at the pictures and read the answers. Then write the questions.




1 *Can Jonas play the guitar?* Yes, he can.




2 .....? No, they can't.



3 .....? Yes, she can.



4 .....? No, he can't.



5 .....? Yes, they can.



6 .....? No, she can't.

5 Write out the questions and answers with *can/can't*. Listen and check.

1 dogs / fly  
*Can dogs fly?*  
*No, they can't.*


2 frogs / jump  
 .....  
 .....

3 snakes / walk  
 .....  
 .....

4 monkeys / climb  
 .....  
 .....

6 Look at the picture. Use the phrases below to write questions and answers as in the example.

play basketball read climb a tree play football fly a kite ride a bike



1 *Can Amira and Ivan play basketball? Yes, they can.*

2 .....


3 .....

4 .....

5 .....

6 .....

7 True or False?




1 Fish can swim.  
*True! Fish can swim.*




4 Spiders can swim.  
.....



2 Dogs can read.  
.....



5 Kangaroos can jump.  
.....



3 Dolphins can walk.  
.....



6 Chickens can fly.  
.....



### Guess the Animal!

Think of an animal. Your partner asks you questions with *can* and tries to guess the animal.



Can it jump?

Can it fly?

Can it swim?

Is it a frog?

Yes, it can.

No, it can't.

Yes, it can.

Yes, it is!



### Speaking Activity

Look at the table. In pairs ask and answer questions about what the people *can* and *can't* do.



Tony



Céline




Chloe & Phil

play tennis	✓	✗	✓
paint	✗	✓	✓
dance	✗	✓	✓
swim	✓	✗	✗



Can Tony play tennis?

Yes, he can.



### Writing Activity

Ask a friend and write down four things he or she can do and four things he or she can't do.

.....

.....


.....

.....

## Progress Check 5 (Units 9-10)


1 Complete the sentences with *There is*, *There are*, *There isn't* or *There aren't*.

- 1 ..... *There is* ..... a computer.
- 2 ..... four flowers.
- 3 ..... two glasses.
- 4 ..... a picture.
- 5 ..... four books.
- 6 ..... an eraser.
- 7 ..... a schoolbag.
- 8 ..... two pens.



2 Look at the picture and answer the questions.

- 1 Is there a rabbit in the picture? ..... *Yes, there is.* .....
- 2 Is there a dog in the picture? .....
- 3 Are there birds in the picture? .....
- 4 Is there a girl in the picture? .....
- 5 Are there houses in the picture? .....
- 6 Are there trees in the picture? .....



3 Look at the table. Write what Chelsea can or can't do.

Chelsea	Yes	No
play the guitar	✓	
ride a bike	✓	
sing		✓
play tennis	✓	
drive a car		✓
swim		✓

- 1 ..... *She can play the guitar.* .....
- 2 .....
- 3 .....
- 4 .....
- 5 .....
- 6 .....

# Progress Check 5

## 4 Write questions and answers. Use can or can't.

- 1 Mimi / swim? (X)
- 2 Jane and Ted / cook? (X)
- 3 the cat / run fast? (✓)
- 4 he / eat that cake? (X)
- 5 your friends / play football? (✓)
- 6 she / ride a bike? (✓)

..... *Can Mimi swim? No, she can't.* .....

.....

.....

.....

.....

## Listening

## 5 Listen and write a name or a number. There are two examples.



Charles



12



1



2



3




4

## 6



## Song



There are lions in the zoo  
And they can walk  
There's a parrot in the zoo  
And it can talk  
There are lots of things to see  
Please come to the zoo with me  
There's a parrot in the zoo  
And it can talk


There's a dolphin in the zoo  
And it can swim  
There are lots of pretty birds  
And they can sing  
There are lots of things to do  
Can we all go to the zoo  
There's a dolphin in the zoo  
And it can swim





Listen and repeat.

## Possessives



Personal Pronouns		Possessive adjectives	
Singular	Plural	Singular	Plural
I	we	my	our
you	you	your	your
he, she, it	they	his, her, its	their

1 Fill in: *my, your, his, her, its, our* or *their*.



1 I've got a scarf.  
It's *my* scarf.



2 He's got a jacket.  
It's ..... jacket.



3 She's got a hat.  
It's ..... hat.



4 They've got glasses.  
They're ..... glasses.



5 You've got a handbag.  
It's ..... handbag.



6 We've got dresses.  
They're ..... dresses.



7 It's got a house.  
It's ..... house.



8 They've got T-shirts.  
They're ..... T-shirts.



9 I've got a blue top.  
It's ..... top.



2 Fill in: *my, your, his, her, its, our* or *their*.

1 This is Alejandro and this is  
... *his* ... dog.



2 This is Marcie and this is  
..... computer.



3 This is Enzo and Lea and  
this is ..... cat.



4 This is me and this is  
..... bike.



5 This is you and this is  
..... parrot.



6 We are Vadim and Taras  
and this is ..... snake.



7 This is a dog and this is  
..... house.



8 This is me and this is  
..... kite.



9 This is Sanne and Anouk  
and this is ..... rabbit.

3 Fill in: *my, your, his, her, its, our* or *their*.

1 I have got a house. It's ... *my* ... house.

2 Ali and Hamid have got watches. They're  
..... watches.

3 My friends and I have got a ball. It's  
..... ball.

4 Tito has got a bike. It's ..... bike.

5 My mum has got a dress. It's .....  
dress.

6 My cat has got a bed. It's ..... bed.

7 You've got a car. It's ..... car.

4  Fill in: *my, his, her, its, our* or *their*. Listen and check.

1 A: Have Cho and Eri got a robot?

B: Yes, it's ... *their* ... robot.

2 A: Look, he's got a dog.

B: Yes, it's ..... dog.

3 A: Is this Anna's doll?

B: Yes, it's ..... doll.

4 A: Look, the dog has got a ball.

B: Yes, it's ..... ball.

5 A: Has your family got a TV?

B: Yes, it's ..... TV.

6 A: Is this your house?

B: Yes. It's ..... house.

**Possessive case**

We use **'s** with one person or animal.



Diego's book



the girl's cat

We use **s'** with more than one person or animal.



the boys' books



the children's dog

BUT

NOTE:



Ben and Joe's bike



Ben's and Joe's bikes

**5** Add 's or '. Write the words.

- ~~the dog~~   ~~our cats~~   the lion   my dad   the rabbits   my teacher  
 our friends   your sister   my brothers   the monkeys

( 's )

*the dog's*


( ' )

*our cats'*

6 Read and circle.

- 1 They're the **girls** / girls dolls.
  - 2 She's **Sarahs** / **Sarah's** mum.
  - 3 He's my **dad's** / **dad** brother.
  - 4 They are the **boy's** / **boys** trains.
  - 5 It's the **mouses** / **mouse's** house.
- 6 It's **Christina's** / **Christinas'** T-shirt.
  - 7 She's **Karim and Hasem's** / **Karim's and Hasem's** sister.
  - 8 They're **Alphonso's and Fernando** / **Alphonso's and Fernando's** dogs

7 Match the phrases to the pictures.



A the boy's bike

B the girl's brush

C the girls' brushes

D the boys' bikes

8 Look and write.



Listen and check.

- 1 Sandra is Jenny and Harry's mum.
- 2 David is ..... and ..... grandpa.
- 3 Cassie is ..... and ..... grandma.
- 4 Jenny is ..... sister.
- 5 Harry is ..... brother.
- 6 William is ..... and ..... dad.



Speaking Activity

Look at the family on page 58. Ask questions.

Who's David?



David is Jenny's grandpa. He is William's dad.



Who's this?

Write 5 names of people in your family. Ask and answer questions.

- 1 ..... Elsie .....
- 2 .....
- 3 .....
- 4 .....
- 5 .....



Is Elsie your sister?

Is Elsie your grandma?



No, she isn't.

Yes, she is!

Writing Activity

Write about your family.

My name is .....

.....

.....

.....

.....

.....

.....



Listen and repeat.



We use the **imperative** to tell one or more people to do or not to do something.

1



Write. Listen and check.

Answer

Write


Sit

Read

Listen

Colour

...Answer... the question.




..... the picture.



..... down.



..... to this song.



..... the sign!



..... your name in capital letters.

Positive



Negative



2 Write the negative form.


1 Close your book!

*Don't close your book!*

3 Run!

4 Look at me!

3 Match the sentences to the pictures.



Don't talk!  
Look at the board!  
Don't take photos!  
Don't eat in here!  
Don't sit there!



4 Put the words in order.

1 hair / brush / your.

5 to / count / 10.

2 the / music / listen to.

6 cola / don't / drink.

3 picture / look at / the.

7 sing / in class / don't.

4 down / jump / and / up!

8 your / dinner / eat .

5



Match the sentences with the pictures. Listen and check.

Brush your teeth!

Go to bed!

Tidy your room!

Drink your milk!

Do your homework!

Wake-up!

1

Wake up!




2



3



4



5



6



6

Tick then write.

In the classroom ...

	Do	Don't
Eat.		✓
Be quiet.		
Play football.		
Listen to your teacher.		
Look at the board.		
Look out the window.		

1  
2  
3  
4  
5  
6

Don't eat!



Don't do that!

Tell your partner to do the opposite.

Don't jump!

(jumping)



## Progress Check 6 (Units 11-12)

1 Look at the pictures. Rewrite the sentences. Change the underlined words. Use *your, his, her, their* or *our*.



1 This is Claudia's dress.  
*This is her dress.*



2 That's Mr and Mrs Smith's car.



3 These aren't Marco's toys.



4 This is Greg's and my house.



5 This isn't Sarah's hat.



6 Those are your and your sister's schoolbags.

2 Match the sentences to the pictures.

~~Eat your lunch, please.~~

Go to sleep.

Brush your teeth!

Climb that tree!

Don't talk!

Don't run!

*Eat your lunch, please.*





## Progress Check 6

### 3 Fill in 's or '.

- 1 Those are Ralph's..... shoes.
- 2 This is Carla..... umbrella.
- 3 They are the boys..... bikes.
- 4 This is the children..... computer.
- 5 Those are the women..... watches.
- 6 This is Charlie..... bag.
- 7 Those are the monkeys..... bananas.
- 8 It's the baby..... toy.

### Listening

### 4 Listen and colour. There is one example.



### 5



### Song

Jump up and down with me  
Jump up and down with me  
Sing our song and clap your hands  
Jump up and down with me

Stand up, sit down with me  
Stand up, sit down with me  
We can sing our happy song  
Stand up, sit down with me




## Present Continuous



Listen and repeat.

Two frogs **are standing** by,  
 Two butterflies **are flying** high,  
 and to the frogs they're **saying** goodbye.  
 He's **singing**, she's **dancing**,  
 they're **running**, they're **jumping**,  
 they're **playing** in the sun,  
 they're **having** fun.



Affirmative		Negative	
Long form	Short Form	Long form	Short Form
I am walking	I'm walking	I am not walking	I'm not walking
You are walking	You're walking	You are not walking	You aren't walking
He is walking	He's walking	He is not walking	He isn't walking
She is walking	She's walking	She is not walking	She isn't walking
It is walking	It's walking	It is not walking	It isn't walking
We are walking	We're walking	We are not walking	We aren't walking
You are walking	You're walking	You are not walking	You aren't walking
They are walking	They're walking	They are not walking	They aren't walking

### Spelling rules

work – **working**, read – **reading**, climb – **climbing**, fly – **flying**

**BUT:** cut – **cutting**, put – **putting**, write – **writing**, dance – **dancing**

We use the **present continuous** for actions happening now. He is sleeping now.

### 1 Add -ing to the verbs.

- |         |                         |        |       |         |       |
|---------|-------------------------|--------|-------|---------|-------|
| 1 climb | ... <i>climbing</i> ... | 4 cook | ..... | 7 dance | ..... |
| 2 swim  | .....                   | 5 ride | ..... | 8 write | ..... |
| 3 cut   | .....                   | 6 run  | ..... | 9 say   | ..... |

# 13 Present Continuous

## 2 Fill in: am, is or are.

- 1 He is eating a banana.    3 I ..... reading.    5 We ..... walking.  
 2 It ..... flying.    4 They ..... dancing.    6 She ..... cooking.

## 3 Complete the sentences as in the example.


**Long form**

1 I am singing. (✓)  
 2 We ..... brushing our teeth. (✓)  
 3 He ..... doing his homework. (✓)  
 4 It ..... flying. (✓)  
 5 They are not drinking tea. (X)  
 6 You ..... sitting. (X)  
 7 She ..... swimming. (X)  
 8 It ..... barking. (X)

**Short form**

I 'm singing. (✓)  
 We ..... brushing our teeth. (✓)  
 He ..... doing his homework. (✓)  
 It ..... flying. (✓)  
 They aren't drinking tea. (X)  
 You ..... sitting. (X)  
 She ..... swimming. (X)  
 It ..... barking. (X)

## 4 Look at the picture and use the verbs in brackets to complete the sentences.



- 1 Bea and Tony are making ..... (make) a sandcastle.  
 2 ..... (wear) red T-shirts.  
 3 ..... (eat) an ice cream.  
 4 ..... (sit) under a beach umbrella.  
 5 ..... (swim).  
 6 ..... (write) her name on the sand.

5 Fill in: 'm not, aren't or isn't.


- 1 Carmen *isn't* eating a banana.
- 2 Angelo ..... talking to Fabio.
- 3 You ..... listening to the radio.
- 4 They ..... playing tennis.
- 5 It ..... running fast.
- 6 I ..... going to school.

6 Look at the pictures and use the verbs below to write what the people are doing as in the example.

drive swim sit play eat read




1 Maria is drinking milk.  
*.. Maria isn't drinking milk. ....*  
*.. She's eating an apple. ....*



2 Ivan and Katya are dancing.  
 .....  
 .....



3 Billy is making a sandcastle.  
 .....  
 .....



4 Paolo is riding a motorbike.  
 .....  
 .....



5 Susan and Miriam are listening to music.  
 .....  
 .....



6 Joshua is painting a picture.  
 .....  
 .....

**13 Present Continuous**



**51 Listen and repeat.**

**Interrogative**

- Am I walking?
- Are you walking?
- Is he walking?
- Is she walking?
- Is it walking?
- Are we walking?
- Are you walking?
- Are they walking?

**Short answers**

Are you/we/they reading?	Yes, I am/we/they are.	Is he/she/it reading?	Yes, he/she/it is.
	No, I'm not/we/they aren't.		No, he/she/it isn't.

**7 Answer the questions. Use short answers.**




- |                                                                                                                                                           |                                                                                                                                                         |
|-----------------------------------------------------------------------------------------------------------------------------------------------------------|---------------------------------------------------------------------------------------------------------------------------------------------------------|
| <p>1 Is the man painting?<br/> <i>Yes, he is.</i></p> <p>2 Are the women eating?<br/>         .....</p> <p>3 Is Joe riding a bike?<br/>         .....</p> | <p>4 Is Li taking a photo?<br/>         .....</p> <p>5 Is Sarah sleeping?<br/>         .....</p> <p>6 Are Maya and Eve swimming?<br/>         .....</p> |
|-----------------------------------------------------------------------------------------------------------------------------------------------------------|---------------------------------------------------------------------------------------------------------------------------------------------------------|

8 Write the questions. Answer them.

- 1 Mum / cook? (X) *Is Mum cooking? No, she isn't.*
- 2 the dogs / sleep? (✓)
- 3 your sister / write a letter? (X)
- 4 Chris / sit in the garden? (✓)
- 5 you / talk on the phone? (X)

9 Put the verbs in brackets into the present continuous.



Dear Lena,  
 We are in Amalfi, Italy. I 1) ..... (sit)  
 on the beach and I 2) ..... (listen) to  
 music. Mum and Dad 3) .....  
 (swim). My sister 4) ..... (eat) an  
 ice cream and my brother 5) .....  
 (make) a sandcastle. It's fantastic here!  
 Love,  
 Darya

What are you doing?

Mime an action. Your partner guesses what you are doing.

Are you riding  
a bicycle?

Are you driving  
a car?



No, I'm not.

Yes, I am!

Writing Activity

You are on holiday. Write a postcard.


Dear .....

We are in .....  
 Mum and Dad

Love,



Listen and repeat.



## Present Simple

Affirmative	Negative	
	Long form	Short Form
I walk	I do not walk	I don't walk
You walk	You do not walk	You don't walk
He walks	He <b>does</b> not walk	He <b>doesn't</b> walk
She walks	She <b>does</b> not walk	She <b>doesn't</b> walk
It walks	It <b>does</b> not walk	It <b>doesn't</b> walk
We walk	We do not walk	We don't walk
You walk	You do not walk	You don't walk
They walk	They do not walk	They don't walk


We use the **present simple** for repeated actions or permanent situations.

## Spelling of 3rd person singular for verbs ending in:

ss, sh, ch, x, o + <b>es</b>	consonant + y → <b>ies</b>	vowel + y + <b>s</b>
I brush - he brushes	I cry - he cries	I play - he plays

## 1 Write the third person singular.

- |                                        |                      |                      |
|----------------------------------------|----------------------|----------------------|
| 1 I swim - it ..... <i>swims</i> ..... | 4 I fly - it .....   | 7 I like - he .....  |
| 2 I try - she .....                    | 5 I run - she .....  | 8 I push - she ..... |
| 3 I enjoy - he .....                   | 6 I catch - he ..... | 9 I say - it .....   |

2  Write the verbs in the correct columns. Listen and check. Listen and repeat.

wash	write	surf	read	stop	wear	close	look
watch	play	mix	sleep	kiss	do	open	
/s/		/ɪz/			/z/		
/f/, /k/, /p/, /t/		/s/, /ʃ/, /tʃ/, /z/, /dʒ/			after other sounds		
stops,		watches,			does,		

3 Complete the sentences as in the example.

Long Form

- We ..... *do not* ..... like football.
- He ..... eat fish.
- She ..... watch TV.
- I ..... drive a car.
- They ..... play tennis.
- Kate ..... speak French.
- You ..... get up at 7:00.

Short Form

- We ..... *don't* ..... like football.
- He ..... eat fish.
- She ..... watch TV.
- I ..... drive a car.
- They ..... play tennis.
- Kate ..... speak French.
- You ..... get up at 7:00.

4 Look at the table and write what sports they *play* and *don't play*.



- Phil plays football and tennis. He doesn't play basketball.*
- .....
- .....
- .....
- .....

- Phil
- Sofia & Chris
- Rose
- Zack
- Anna & I

	football	tennis	basketball
Phil	✓	✓	
Sofia & Chris		✓	✓
Rose	✓		✓
Zack		✓	✓
Anna & I	✓	✓	



5 Write what Carol does every day.

Carol 1) *gets up* at 7 o'clock every day. She 2) ..... breakfast at 7:30. She 3) ..... to school at 8 o'clock. She 4) ..... lunch at 2 o'clock. She 5) ..... her homework in the evening. She 6) ..... TV at 8 o'clock. She 7) ..... to bed at 10 o'clock.



6 Use the words to write sentences. Use the present simple.



1 do their shopping / every Friday / they  
*They do their shopping every Friday.*




2 ride her bike / she / every day



3 at 7:30 / dinner / eat / they



4 often play / my dad and I / football



5 his homework / he do / in the afternoon



6 a pilot / planes / fly

Interrogative	Short Answers
Do I walk?	Yes, I <b>do</b> . / No, I <b>don't</b> .
Do you walk?	Yes, you <b>do</b> . / No, you <b>don't</b> .
Does he walk?	Yes, he <b>does</b> . / No, he <b>doesn't</b> .
Does she walk?	Yes, she <b>does</b> . / No, she <b>doesn't</b> .
Does it walk?	Yes, it <b>does</b> . / No, it <b>doesn't</b> .
Do we walk?	Yes, we <b>do</b> . / No, we <b>don't</b> .
Do you walk?	Yes, you <b>do</b> . / No, you <b>don't</b> .
Do they walk?	Yes, they <b>do</b> . / No, they <b>don't</b> .

Do you know six animals from Africa?



7 Fill in: Do or Does.



8 Write the questions.

- 1 like / you / chocolate
- 2 she / the guitar / play
- 3 listen to / Carlos / music
- 4 dogs / run fast
- 5 English / speak / your friend
- 6 Liz and Ben / school / go to

*Do you like chocolate?* .....

.....

.....

.....

.....

# 14 Present Simple

## 9 Complete the questions and answers.


- 1 *Do* you *like* strawberries? (**like**)
- 2 Candice and Alfonso ..... to school? (**walk**)
- 3 Mary ..... TV in the afternoon? (**watch**)
- 4 they ..... basketball on Saturdays? (**play**)
- 5 Chris ..... meat every day? (**eat**)
- 6 Mr Key ..... in the sea? (**swim**)

Yes, *I do.*  
 No, .....  
 Yes, .....  
 No, .....  
 No, .....  
 Yes, .....

## 10 Fill in: Do or Does. Answer the questions.

- 1 ..... you and your friends walk to school? .....
- 2 ..... your best friend play football? .....
- 3 ..... you go to the beach on Sundays? .....
- 4 ..... you and your friends play computer games? .....
- 5 ..... your teacher ride a motorbike? .....

## 11 Put the verbs in brackets into the present simple, then answer the questions as in the example.



John and David are friends. They 1) *like* .....  
 (**like**) sports and they 2) ..... (**play**)  
 basketball every week. They 3) .....  
 (**not/play**) tennis. David 4) .....  
 (**like**) running. John 5) ..... (**like**)  
 reading books. Every night he 6) .....  
 (**read**) a story before he 7) ..... (**go**)  
 to bed.

- 1 Do John and David like sports?
- 2 Do John and David play basketball?
- 3 Do John and David play tennis?
- 4 Does David like running?
- 5 Does John like reading books?
- 6 Does John read stories every night?

*Yes, they do.*  
 .....  
 .....  
 .....  
 .....  
 .....



What do you do at ...?

Say a time. Your partner mimes what he/she usually does at that time. Tell the class.

What do you do at 7 o'clock in the morning?

Peter brushes his teeth at 7 o'clock in the morning.



Present Simple vs Present Continuous

We use the **present simple** for repeated actions or permanent situations.

Phrases with the Present Simple: *usually, always, often, never, every day, etc.*

We use the **present continuous** for temporary actions or actions happening now.

Phrases with the present continuous: *now, at present, today, at the moment, etc.*

Usually



He **usually** drives a car.

Today



**Today** he is riding a bike.

12 Put the verbs in brackets into the *present simple* or the *present continuous*.

1 (drink)

I usually ..... *drink* ..... tea. Today I ..... *'m drinking* ..... coffee.

2 (eat)

He usually ..... lunch at one o'clock. Today he ..... lunch at 2:00.

3 (read)

She ..... now. She often ..... in the evening.

4 (wash)

Lewis ..... the car at the moment. He usually ..... it every Saturday.

5 (ride)

Maria ..... her bike every day. She ..... her bike now.

6 (wear)

James and Mike usually ..... jackets but today they ..... T-shirts.

14


Present Simple

13 Fill in the verbs in the *present simple* or the *present continuous*.


listen watch cook swim read play run eat



1 Roger usually *listens* to music but today he *is playing* the guitar.



2 They usually ..... dinner but today they ..... pizza.



3 Jennifer usually ..... TV but today she ..... a book.



4 He usually ..... but today he .....

14 Put the verbs in brackets into the *present simple* or the *present continuous*.

usually



today



Olivia usually 1) *wears* (wear) T-shirts. In the afternoon, she usually 2) ..... (go) to the park and she 3) ..... (walk) her dog. She often 4) ..... (play) football in the park at the weekend. She usually 5) ..... (eat) apples and oranges for a snack. Today, Olivia is at a party. She 6) ..... (wear) a beautiful dress. She 7) ..... (talk) to her friends now. She 8) ..... (eat) an ice cream. Olivia and her friends 9) ..... (listen) to music. They 10) ..... (have) fun!

15 Put the verbs in brackets into the *present simple* or the *present continuous*.

- 1 I ..... *play* ..... (play) tennis every week.
- 2 The children ..... (eat) lunch now.
- 3 ..... Marla ..... (clean) her bedroom every Saturday?
- 4 We ..... (not/watch) TV at the moment.
- 5 He ..... (go) to school every day.
- 6 I ..... (read) a book now.
- 7 They ..... (not/ride) their bikes now.
- 8 ..... she ..... (listen) to music at the moment?


16 Put the verbs in brackets into the *present simple* or the *present continuous*.

To: yannisfun@gmail.com  
 From: simon\_10@happymail.uk  
 Subject: Holiday Time!

Dear Yann,

I 1) ..... *am* ..... (be) on holiday with my family. We 2) ..... (be) in Nice, France. We 3) ..... (stay) in a great hotel by the sea. In the mornings, we usually 4) ..... (go) to the beach and we 5) ..... (swim) in the sea. In the evenings, we 6) ..... (eat) at nice restaurants. At the moment, Mum and Dad 7) ..... (walk) on the beach and my sister 8) ..... (take) photos. I 9) ..... (sit) in our hotel room and I 10) ..... (write) emails to all my friends. France is great!

See you soon,  
 Simon

17  Put the verbs in brackets into the *present simple* or the *present continuous*. Listen and check.

- Claude: Hi Stella. What 1) ..... *are you doing* ..... (you/do)?  
 Stella: I 2) ..... (read) a book about Australia. It's really good.  
 Claude: 3) ..... (you/read) a lot of books?  
 Stella: Yes, lots! 4) ..... (meet) Jake today?  
 Claude: Yes, we 5) ..... (ride) our bikes to the sports field because we 6) ..... (play) football this afternoon.  
 Stella: 7) ..... (you/play) football every Saturday?  
 Claude: No, we usually 8) ..... (go) to the swimming pool on Saturdays.







Speaking Activity

Look at the pictures. Ask and answers questions with your partner.

Usually (6 o'clock in the evening)



Now (6 o'clock in the evening)



What does Ann usually do at 6 o'clock in the evening?

She usually reads a book.



It's 6 o'clock in the evening. What is she doing now?

She is watching TV.



Writing Activity

Imagine you are on holiday. Write an email to your friend. Write about your holiday. What do you usually do? What are you and your family doing at the moment?

To: my\_friend@gomail.com  
 From: me@happymail.uk  
 Subject: Holiday Time!

Dear .....

I am on holiday .....

.....

.....

.....

.....

See you soon,

.....

# Progress Check 7 (Units 13-14)

## 1 Match the sentences.

- 1  E Are you doing your homework?  
 2  Is she drinking milk?  
 3  Is it climbing a tree?  
 4  Are they reading books?  
 5  Are we playing football?



- A No, it isn't.  
 B No, we aren't.  
 C Yes, she is.  
 D Yes, they are.  
 E Yes, I am.

## 2 Fill in the correct form of the verbs. Then match the sentences to the pictures.

draw      go      watch      swim      play      eat



- 1  C Dana ... *goes* ... dancing on Thursdays.  
 2  My brother and I ..... football in the park now.  
 3  Keith ..... very good pictures.  
 4  My cat ..... fish every day.  
 5  Mum and Dad ..... TV at the moment.  
 6  Jo ..... in the sea in the summer.




## 3 Put the verbs in brackets into the *present continuous* or the *present simple*.

- 1 Today, I *'m riding* ..... (ride) my bike to school.  
 2 In the summer, my friends ..... (swim) in the sea.  
 3 ..... Kirsten ..... (make) a cake now?  
 4 We ..... (not/do) our homework in the mornings.  
 5 They ..... (not/run) in the park at the moment.  
 6 ..... Hana and Jana ..... (play) tennis on Tuesdays?




# Progress Check 7




## Listening

4  Listen and tick (✓). There is one example.

What is Rasheed doing?




1 What is Anna wearing?



2 Which girl is Angela?



3 What does Tom like?



5  Song 




Every year, we take our things  
And go on holiday  
We go to the seaside  
It's a lovely place to stay  
We play on the beach all day  
And we swim in the sea  
Oh, we love our holidays

**We are swimming in the sea now**  
**We are playing on the sand now**  
**We are eating big ice creams now**  
**Oh, we love our holidays**

We have picnics on the beach  
And we play in the sun  
We build big sandcastles  
And we have a lot of fun  
We eat lots of ice creams  
And we run and jump and play  
Oh, we love our holidays

Listen and repeat. Then act out.



1 Fill in: *on, in, under* or *behind*.



1 ..... *in* .....



2 .....



3 .....




4 .....

2 Look at the picture and answer the questions.

Which animal is ...

- 1 in the house? ..... *The cat* .....
- 2 on the roof? .....
- 3 behind the house? .....
- 4 under the table? .....
- 5 behind the door? .....
- 6 on the table? .....



## 3 Read and circle.




- 1 There is a table **in** / **on** the garden.
- 2 There is a dog **under** / **on** the table.
- 3 There are glasses **on** / **under** the table.
- 4 There is a bike **behind** / **on** the tree.
- 5 There is a ball **under** / **on** the blue chair.
- 6 There are apples **in** / **under** the basket.
- 7 There is a doll **under** / **in** the blue chair.
- 8 There is a cat **behind** / **on** the flowers.

4 Fill in: *on, in, behind* or *under*.

## WHERE IS CARLOS?




- 1 He is ..... *in* ..... the wardrobe.



- 2 He is ..... the bed.



- 3 He is ..... the chair.



- 4 He is ..... the bookcase.



- 5 He is ..... the umbrella.




- 6 He is ..... the box.

5 Look and fill in: *on, in, behind* and *under*.



The children are having fun in the park. Ted is 1) .....*in*..... the boat. Peter is 2) ..... his bike. John is sitting 3) ..... the tree. Look! Ann is standing 4) ..... the tree! There is a bird 5) ..... the basket. Can you see the dog 6) ..... the basket?

6  Fill in: *on, in, behind* or *under*. Listen and check.




Hi! My name is Theresa and this is my room. There is a bed, a desk, a bookcase and a wardrobe 1).....*in*..... my room. There is a computer 2)..... my desk. My clothes are 3)..... the wardrobe. There are toys 4)..... my bed and a big teddy bear is 5)..... my bookcase. Peaches, my cat, is sleeping 6)..... my bed. Do you like my room?



What is it?

Ask your partner questions and guess the animal.



Is it on the bed?

Yes, it is.

It's a lion!



Writing Activity

Write about your room. Use Exercise 6 as a model.

Hi! My name is .....

.....

.....

.....

.....

.....

.....

.....

.....

.....

.....



Listen and repeat.



*In the morning I wash my face  
In the evening I clean my place  
At 2 o'clock I play with my dog  
At 5 o'clock I take a walk  
On Wednesdays I go to the gym  
On Sundays I go for a swim.*



## Prepositions of time

In	At	On
in the morning	at 8 o'clock	on Sunday(s), on Monday(s),
in the afternoon	at noon	on Tuesday(s), on Wednesday(s),
in the evening	at night	on Thursday(s), on Friday(s),
in July (months)	at midnight	on Saturday(s)
in (the) summer (seasons)	at lunch time	on August 2nd (dates)
in 2010 (years)	at dinner time	on Friday afternoon
	at the weekend	

### 1 Circle the correct prepositions.

- I get up at / in 7:30.
- August is in / on the summer.
- It rains in / at January.
- I go to the park on / in the afternoon.
- She goes to the gym at / on Tuesdays.
- We play tennis in / on the morning.
- We all eat together at / on dinner time.
- I watch TV on / at 8 o'clock.
- We play football on / in Fridays.
- We sleep at / in night.

### 2 Fill in: in, on or at.

- |                     |                     |                     |
|---------------------|---------------------|---------------------|
| 1 ...in... December | 5 ..... the evening | 9 ..... 11 o'clock  |
| 2 ..... Friday      | 6 ..... 2012        | 10 ..... August     |
| 3 ..... midnight    | 7 ..... June 1st    | 11 ..... the spring |
| 4 ..... the winter  | 8 ..... noon        | 12 ..... Sunday     |

3 Fill in: *on, in or at.*

1

Come to my birthday party

..... *on* ..... Monday  
 ..... 4 o'clock  
 .....  
 the afternoon

2

carnival day party!

..... March  
 ..... Saturday 15th  
 ..... 5 o'clock

3

Food and Drink Time!

..... Friday  
 ..... 6 o'clock  
 .....  
 the evening

4

WINTER PARTY

..... December  
 ..... Sunday 2nd  
 ..... the morning

5

Back to school!

School starts ..... September  
 and we're celebrating with a party ..... July 31st.  
 Come to my house  
 ..... noon  
 for a great back-to-school party!

6

The Summer is here!

Let's celebrate with a pool party .....  
 Sunday June 30th.  
 The fun begins .....  
 noon and ends late  
 ..... night!

4 Match.

- 1  D Ian's birthday is on
- 2  The film starts at
- 3  She goes to school in
- 4  It snows in
- 5  I usually go to the park on
- 6  We sometimes visit our friends at

- A the winter.
- B the morning.
- C the weekend.
- D May 2nd.
- E 7 o'clock.
- F Sundays.

5  Write the words or phrases in the correct box. Listen and check.



6 Choose the correct item.

- 1 She eats breakfast ..... the morning.  
A in      B on      C at
- 2 Dad comes home ..... half past six.  
A on      B at      C in
- 3 ..... Sunday we go to the beach.  
A At      B On      C In
- 4 We never watch TV ..... dinner time.  
A in      B on      C at
- 5 It rains ..... the winter.  
A on      B in      C at

- 6 My birthday is ..... July 9th.  
A on      B at      C in
- 7 She doesn't work ..... night.  
A at      B in      C on
- 8 We have lunch ..... noon.  
A in      B on      C at
- 9 Chris watches TV ..... the evening.  
A at      B in      C on
- 10 School starts ..... September.  
A at      B on      C in

7 Fill in: *on, in or at*.

- 1 My friend's birthday is .. *on* .. November 3rd.
- 2 Lisa and Wilson usually go on holiday ..... August.
- 3 Christopher comes home from work ..... 6 o'clock.
- 4 She walks her dog ..... the afternoon.
- 5 My friends and I meet ..... the weekend.
- 6 Patricia has a piano lesson ..... Friday evening.



16

Prepositions of Time

8

What does Alina do on Mondays? Use these phrases:

come back get up go to school go to bed



seven o'clock



half past eight



quarter to three



quarter past nine


Alina gets up at seven o'clock.

•

Now write what you do on Tuesdays.

9

Fill in: on, in or at.



This is Sebastian. Every day, he gets up 1) ...*at*... half past seven. He has breakfast and then he leaves for school 2) ..... quarter past eight. 3) ..... the evenings, he watches TV or reads a book. 4) ..... the weekends, Sebastian likes to have fun with his friends. 5) ..... Saturday, they often go to the park and ride their bikes and 6) ..... the evening they go to the cinema. 7) ..... Sunday morning, Sebastian and his friends usually play football.

10

Fill in: on, in, or at.

Dear Jessica,

It's my birthday 1) ...*in*... August and I'm writing to invite you to my party. The party is 2) ..... Saturday August 2nd 3) ..... 7 o'clock 4) ..... the evening. Why don't you come 5) ..... the morning so we can put up the balloons and other decorations together?

You can spend the night with us.

I really hope you can come!

Love,

Nina

Speaking Activity

Ask and answer questions with *when* with a partner. Use the phrases: *your birthday, get up, go to school, watch TV, play football, go to the park, go on holiday.*



When is your birthday?

I get up at 7:30.



My birthday is in June. When do you get up?



What do you do?

Say a time phrase. Your partner makes a sentence using this phrase.



Tuesdays!

I go swimming in July.



I go to my guitar lesson on Tuesdays. July!



Writing Activity

It's your birthday. Write an email to your friend and ask him/her to come to your party. Use the email in Ex. 10 as a model.

Dear .....

It's my birthday .....

Love, .....

Listen and repeat. Act out.

What are you doing?

I'm writing a letter.

Who is it for?

My baby brother.


But he can't read!

That's OK. I can't write!

Who – What

We use **who** for people. We use **what** for things and animals.

1 Fill in: *who* or *what*.



**2 Read and circle.**

- |                                         |                                               |
|-----------------------------------------|-----------------------------------------------|
| 1 "What / Who is that?" "It's a mouse." | 5 "What / Who are those?" "They are monkeys." |
| 2 "Who / What is she?" "This is Mary."  | 6 "Who / What are you?" "I'm Charlie."        |
| 3 "Who / What is this?" "It's a doll."  | 7 "Who / What is that?" "It's my new bike."   |
| 4 "What / Who are they?" "My brothers." | 8 "What / Who is he?" "My English teacher."   |

**3 Fill in: who or what.**

1 What are those?



They're penguins.

2 ..... is she?



She's Sarah.

3 ..... are they?




They're Tom and Kim.

4 ..... is that?



It's a hat.

5 ..... is this?



It's a robot.

6 ..... is he?



He's my father.

**4 Match.**

- 1  F Who is she?
- 2  What is this?
- 3  What are those?
- 4  Who are they?
- 5  What is he doing?
- 6  Who are they talking to?

- A It is a book.
- B He is sleeping.
- C They are John and Mary.
- D Their friend, Frank.
- E They are fish.
- F She is Ann.

**5 Write the questions to the answers. Use who or what.**

- |                                               |                                                    |
|-----------------------------------------------|----------------------------------------------------|
| 1 <u>What is it?</u> .....<br>It's a dolphin. | 4 .....<br>The people in the photo are my friends. |
| 2 .....<br>Miss Ross is my favourite teacher. | 5 .....<br>The boy in the blue T-shirt is John.    |
| 3 .....<br>I usually eat eggs for breakfast.  | 6 .....<br>My brother's name is Pedro.             |



Fill in: *who* or *what*. Listen and check.

Sue: 1) ..... are you looking at, Jim?

Jim: A photo from my friend's costume party.

Sue: 2) ..... are you wearing?

Jim: A tiger costume.

Sue: It's funny! And 3) ..... is this behind you?

Jim: 4) ..... are you talking about?

The boy in the dog costume?

Sue: No, the girl in the cat costume.

Jim: That's my friend, Mary.


Sue: 5) ..... is she doing?

Jim: She's posing for the photo!



### Can you remember?

Look at the picture for one minute. Close your book and in pairs ask and answer questions with *what* and *who*.



Who is watching TV?

She's sleeping.

Jason is watching TV. What is Granny Nina doing?



## Progress Check 8 (Units 15-17)

1 Look at the picture. Read and circle.



- 1 The apples are **under** / **in** the bowl.
- 2 The glasses are **in** / **on** the cupboard.
- 3 The cat is **on** / **behind** the chair.
- 4 The dog is **on** / **under** the table.
- 5 The girl is **behind** / **on** the table.
- 6 The mouse is **in** / **under** the chair.

2 Write the words in the right column.

July Tuesday the summer night November 3rd  
9 o'clock the morning noon Monday afternoon

in

July

.....

.....

.....

on

.....

.....

.....


at

.....

.....

.....

3 Fill in: *Who* or *What*.



- Sam: 1) ..... 's that in your hand, Kitty?  
Kitty: It's a photo. Look!  
Sam: 2) ..... 's that boy?  
Kitty: He's my friend, Nick.  
Sam: 3) ..... 's that?  
Kitty: It's Nick's bike. I like it very much.  
Sam: 4) ..... 's that girl on the bike?  
Kitty: That's me.

## Progress Check 8


### 4 Match the sentences.

- 1 Who are you?
- 2 What is that?
- 3 What are they doing?
- 4 Who are they?
- 5 What are these?

- a They are reading.
- b They are snakes.
- c It is a guitar.
- d I am Mrs Harp.
- e They are my friends.

### Listening

### 5 Listen and draw lines. There is one example.



### 6



### Song

Who is in the kitchen?  
 Who's behind the chair?  
 Who is in the cupboard?  
 Are you hiding there?  
 Who's under the table?  
 Tell me, I can't see  
 Please stop hiding in the house  
 Come out and play with me.

Who is in the bedroom?  
 Who's behind the door?  
 Who's under the bed, now,  
 Hiding on the floor?  
 Who is in the garden?  
 Who's behind the tree?  
 It's a lovely day today  
 Come out and play with me.



# Revision 1 (Units 1-2)

1 Fill in the missing capital letters.

A ..... C ..... G ..... K  
 ..... P ..... T  
 ..... V ..... Y .....

(Points: —  
18x1 18)

2 Fill in the missing small letters.

..... b ..... e ..... h ..... j  
 ..... m ..... r ..... u .....  
 ..... x .....

(Points: —  
18x1 18)

3 Look at the pictures. Look at the letters. Write the words.



n r  
a i

rain



a g  
l s  
s

1



o s  
e n

2




h a  
w t  
c

3



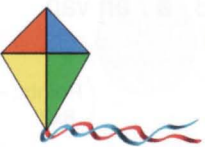
r a  
r o  
c t

4



s m  
u e  
o

5



i k  
e t

6



o n  
l m  
e

7



d i  
b r

8

(Points: —  
8x4 32)



# Revision 1

4 Fill in: *a* or *an*.



1 ..... cat



2 ..... zebra



3 ..... ball




4 ..... onion



5 ..... Indian



6 ..... insect



7 ..... elephant



8 ..... star

(Points: —)  
8x2 16

5 Circle *a* or *an*.



1 *a* / *an* frog



2 *a* / *an* umbrella



3 *a* / *an* lion



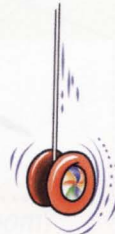
4 *a* / *an* octopus



5 *a* / *an* apple



6 *a* / *an* hat



7 *a* / *an* yo-yo



8 *a* / *an* van

(Points: —)  
8x2 16

(Total: —)  
100

# Revision 2 (Units 1-4)

1 Circle the vowels.

w j o y e l q a v u c h f i

(Points: —  
5x1 5)

2 Write the words in small letters.

1 **QUEEN:** .....  
2 **STAR:** .....  
3 **GLASS:** .....  
4 **HAT:** .....  
5 **ZOO:** .....

6 **JAM:** .....  
7 **FROG:** .....  
8 **BALL:** .....  
9 **WATCH:** .....  
10 **TRAIN:** .....

(Points: —  
10x2 20)


3 Fill in: a or an.



1 ..... pen



2 ..... cake



3 ..... alligator



4 ..... umbrella




5 ..... owl




6 ..... egg



7 ..... pineapple



8 ..... book



9 ..... horse

(Points: —  
9x2 18)

# Revision 2

## 4 Write the numbers.

 1 .....	 2 .....	 3 .....	 4 .....
 5 .....	 6 .....	 7 .....	 8 .....

(Points: —  
8x3 24)

## 5 Write the plurals.

- |                 |                 |                  |
|-----------------|-----------------|------------------|
| 1 car - .....   | 5 lorry - ..... | 9 box - .....    |
| 2 bus - .....   | 6 lion - .....  | 10 snake - ..... |
| 3 brush - ..... | 7 watch - ..... | 11 glass - ..... |
| 4 boy - .....   | 8 zebra - ..... | 12 baby - .....  |


(Points: —  
12x1 12)

## 6 Count and write.

fish      woman      child      person      mouse      sheep      foot      tooth



three children



1 .....




2 .....



3 .....




4 .....



5 .....



6 .....



7 .....

(Points: —  
7x3 21)

(Total: —  
100)

# Revision 3 (Units 1-6)

## 1 Write the words in small letters.

CHAIR

HORSE

PILOT

MELON



Four empty boxes for writing the word 'MELON'.



Four empty boxes for writing the word 'HORSE'.



Four empty boxes for writing the word 'CHAIR'.



Four empty boxes for writing the word 'PILOT'.

(Points: —  
4x2 8)

## 2 Fill in: a or an.

1 ..... bus

4 ..... ant

7 ..... onion

2 ..... fish

5 ..... watch

8 ..... glass

3 ..... egg

6 ..... kite

9 ..... insect

(Points: —  
9x2 18)

## 3 Write the numbers.

1 25 .....

5 15 .....

9 97 .....

2 48 .....

6 44 .....

10 100 .....

3 18 .....

7 89 .....

4 70 .....

8 61 .....

(Points: —  
10x3 30)

## 4 Write the plurals.

1 one baby – two .....

6 one fish – two .....

2 one box – two .....

7 one woman – two .....

3 one lady – two .....

8 one train – two .....

4 one child – two .....

9 one ostrich – two .....

5 one person – two .....

10 one mouse – two .....

(Points: —  
10x2 20)

# Revision 3

5 Fill in: *I, you, he, she, it, we* or *they*.



1 .....



2 .....




3 .....




4 .....



5 .....



6 .....



7 .....



8 .....

(Points: —)  
8x1 8

6 Fill in: *am, is* or *are*.

1 I ..... John.

2 We ..... sisters.

3 She ..... a doctor.

4 You ..... a policeman.

5 It ..... a lion.

6 Ben and Joe ..... pilots.

7 Mark and Alan ..... brothers.

8 Sarah and I ..... singers.

(Points: —)  
8x1 8

7 Complete the answers.

1 Is Jasmine a teacher?

Yes, .....

2 Are they policemen?

No, .....

3 Are Elsa and Natasha friends?

Yes, .....

4 Is an owl a bird?

Yes, .....

5 Is Mark a pilot?

Yes, .....

6 Is Debbie eleven?

No, .....

7 Are they lorries?

Yes, .....

8 Is Fluffy a dog?

No, .....

(Points: —)  
8x1 8

(Total: —)  
100

# Revision 4 (Units 1-8)

## 1 Fill in: *a* or *an*.

- |                   |                  |               |
|-------------------|------------------|---------------|
| 1 ..... ostrich   | 4 ..... elephant | 7 ..... horse |
| 2 ..... yo-yo     | 5 ..... umbrella | 8 ..... egg   |
| 3 ..... alligator | 6 ..... monkey   | 9 ..... cow   |

(Points:  $\frac{\quad}{9 \times 1}$  9)

## 2 Write the plurals.


- |                         |                             |
|-------------------------|-----------------------------|
| 1 one cat – three ..... | 5 one box – three .....     |
| 2 one watch – two ..... | 6 one glass – four .....    |
| 3 one child – ten ..... | 7 one person – twenty ..... |
| 4 one day – seven ..... | 8 one lorry – ten .....     |

(Points:  $\frac{\quad}{8 \times 2}$  16)

## 3 Look and circle the correct item.




1 he / she



2 it / they



3 he / it



4 it / they

(Points:  $\frac{\quad}{4 \times 2}$  8)

## 4 Fill in: *'m*, *'s* or *'re*.

- |                       |                         |
|-----------------------|-------------------------|
| 1 We ..... pupils.    | 5 He ..... a policeman. |
| 2 They ..... dancers. | 6 You ..... a singer.   |
| 3 I ..... a teacher.  | 7 She ..... an acrobat. |
| 4 It ..... a robot.   | 8 I ..... a bus driver. |

(Points:  $\frac{\quad}{8 \times 1}$  8)

## 5 Underline the correct item.

- |                                           |                                          |
|-------------------------------------------|------------------------------------------|
| 1 <b>This</b> / <b>Those</b> is an egg.   | 4 <b>That</b> / <b>These</b> are trees.  |
| 2 <b>Those</b> / <b>That</b> are boats.   | 5 <b>That</b> / <b>These</b> is a train. |
| 3 <b>This</b> / <b>These</b> are dresses. | 6 <b>This</b> / <b>Those</b> is a zebra. |


(Points:  $\frac{\quad}{6 \times 2}$  12)

# Revision 4

## 6 Fill in: *this, that, these, or those.*




..... *This* ..... is a dog.



1 ..... is a kite.



2 ..... is an plane.



3 ..... are books.



4 ..... are birds.



5 ..... is my dad.

(Points: —  
5x3 15)

## 7 Fill in: *have got, haven't got, has got or hasn't got.*

- |                                |                           |
|--------------------------------|---------------------------|
| 1 She ..... a car. (X)         | 4 We ..... a boat. (X)    |
| 2 They ..... three cows. (✓)   | 5 Alexis ..... a bag. (X) |
| 3 Inga ..... a blue dress. (✓) | 6 You ..... a bike. (✓)   |

(Points: —  
6x2 12)

## 8 Look at the chart. Write the questions and answer them.



	<i>horse</i>	<i>bike</i>	<i>jacket</i>	<i>skirt</i>	<i>pencil</i>	<i>umbrella</i>
Has got		(✓)	(✓)			(✓)
Hasn't got	(X)			(X)	(X)	

- ..... *Has she got a horse?* ..... (horse) ..... *No, she hasn't.* .....
- 1 ..... (bike) .....
- 2 ..... (jacket) .....
- 3 ..... (skirt) .....
- 4 ..... (pencil) .....
- 5 ..... (umbrella) .....

(Points: —  
5x4 20)

(Total: —  
100)

# Revision 5 (Units 1-10)

## 1 Read and circle.

- |                                                        |                                                         |
|--------------------------------------------------------|---------------------------------------------------------|
| 1 The farm has two <b>lorry</b> / <b>lorries</b> .     | 6 Those <b>man</b> / <b>men</b> are doctors.            |
| 2 Look. There's <b>an</b> / <b>a</b> helicopter.       | 7 I saw two <b>snakes</b> / <b>snake</b> in the garden. |
| 3 The baby has got three <b>tooth</b> / <b>teeth</b> . | 8 That's <b>a</b> / <b>an</b> elephant.                 |
| 4 I have got <b>an</b> / <b>a</b> umbrella.            | 9 The zoo has four <b>monkeys</b> / <b>monkey</b> .     |
| 5 I can see two <b>fox</b> / <b>foxes</b> .            | 10 Is this <b>a</b> / <b>an</b> lion?                   |

(Points: —)  
10x2 20

## 2 Fill in: I, you, he, she, it, we or they.

- |                                                   |                                               |
|---------------------------------------------------|-----------------------------------------------|
| 1 "Is this a ball?" "No, ..... isn't."            | 5 "Can you and Nina draw?" "No, ..... can't." |
| 2 "Can you dance?" "Yes, ..... can."              | 6 "Has Melina got a car?" "Yes, ..... has."   |
| 3 "Is Freddy a doctor?" "No, ..... isn't."        | 7 "Are ..... a student?" "Yes, I am."         |
| 4 "Are Luigi and Tara friends?" "Yes, ..... are." | 8 "Can penguins swim?" "Yes, ..... can."      |

(Points: —)  
8x2 16


## 3 Write sentences as in the example.



...These are frogs...




1 .....



2 .....



3 .....



4 .....



5 .....

(Points: —)  
5x2 10

## 4 Write questions then answer them. Use can.

Pete / read (✓) *Can Peter read? Yes, he can.*

- Robert / ride a bike? (X) .....
- Claudia / play the piano? (✓) .....
- Mr and Mrs White / drive? (X) .....
- the dog / run fast? (✓) .....

(Points: —)  
4x3 12



# Revision 5


## 5 Write questions then answer them. Use *have got*.

Anna / a computer? (X) *Has Anna got a computer? No, she hasn't.*

- 1 the children / bikes? (✓) .....
- 2 Ben and Julia / a van? (X) .....
- 3 the dog / a house? (X) .....
- 4 David / an eraser? (✓) .....

(Points: —)  
4x4 16

## 6 Look at the picture and write sentences. Use *There is*, *There are*, *There isn't* or *There aren't*.



ball: *There are two balls.*

- 1 child: .....
- 2 tree: .....
- 3 baby: .....
- 4 dog: .....
- 5 woman: .....
- 6 cat: .....
- 7 man: .....

(Points: —)  
7x2 14

## 7 Choose the correct item.

- |                                                                            |                                                                      |
|----------------------------------------------------------------------------|----------------------------------------------------------------------|
| 1 Julie and I ..... friends.<br>A is            B are            C am      | 4 ..... these English books?<br>A Are          B Is            C Can |
| 2 There are ..... in the kitchen!<br>A mice        B mouse       C a mouse | 5 I ..... got a basketball.<br>A 'm not      B haven't     C hasn't  |
| 3 ..... are frogs.<br>A That        B This        C These                  | 6 "Are you 9?" "No, I ....."<br>A can't        B 'm not      C am    |

(Points: —)  
6x2 12

(Total: —)  
100

# Revision 6 (Units 1-12)

## 1 Read and circle.


- 1 This is the **teachers** / **teacher's** pencil.
- 2 That is **an** / **a** tiger.
- 3 Are these your **child** / **children**?
- 4 This is **Sheila's** / **Sheilas'** kite.
- 5 Claire has got **a** / **an** yo-yo.
- 6 These are **womens'** / **women's** shoes.
- 7 Is this **an** / **a** egg?
- 8 He is **Tom's and Ben's** / **Tom and Ben's** dad.
- 9 Mr Smith is **a** / **an** astronaut.
- 10 These are the **boys's** / **boys'** computers.

(Points: —)  
10x2 20

## 2 Write: This, That, These or Those.



1 .....  
is a helicopter.



2 .....  
are oranges.



3 .....  
is a frog.



4 .....  
are planes.

(Points: —)  
4x3 12

## 3 Change to the plural.

- She is a teacher. – *They are teachers.*
- 1 That is a strawberry. – .....
  - 2 She is a baby. – .....
  - 3 It is a mouse. – .....
  - 4 This is a sheep. – .....
  - 5 He hasn't got a watch. – .....
  - 6 It is a monkey. – .....
  - 7 There is a fox. – .....
  - 8 Is that a fish? – .....
  - 9 He drives a bus. – .....

(Points: —)  
9x2 18

## 4 Write the opposites.

- Close the door. *Don't close the door.*
- 1 Don't walk! .....
  - 2 Sit! .....
  - 3 Talk! .....
  - 4 Don't run! .....
  - 5 Don't look! .....

(Points: —)  
5x2 10

# Revision 6

## 5 Ask and answer with can.




1 (they/read)

.....  
 .....  
 .....



2 (he/ride a bike)

.....  
 .....  
 .....



3 (it/jump)

.....  
 .....  
 .....



4 (she/cook)

.....  
 .....  
 .....

(Points: —)  
 4x3 12

## 6 Write questions then answer them. Use have got.

Peter / cat? *Has Peter got a cat? Yes, he has. It's his cat.*

- 1 Maria / orange? .....
- 2 Paul and I / camera? .....
- 3 Dad / brother? .....
- 4 You and Sue / umbrella? .....
- 5 James and Lilly / dog? .....
- 6 the monkey / banana? .....

(Points: —)  
 6x3 18

## 7 Read and match.

- B.* Can you ride a bike?
- 1 .... Are there chairs in the kitchen?
  - 2 .... Have they got motorbikes?
  - 3 .... Is your dad a teacher?
  - 4 .... Are these your books?
  - 5 .... Is there a dog in the garden?

- A No, he isn't.  
 B Yes, I can.  
 C Yes, there is.  
 D Yes, there are.  
 E No, they aren't.  
 F No, they haven't.

(Points: —)  
 5x2 10

(Total: —)  
 100


# Revision 7 (Units 1-14)

## 1 Read and circle.

- |                               |                            |                                 |
|-------------------------------|----------------------------|---------------------------------|
| 1 a / <b>an</b> elephant      | 4 ten <b>star</b> / stars  | 7 a / <b>an</b> umbrella        |
| 2 three <b>houses</b> / house | 5 one <b>dish</b> / dishes | 8 five <b>people's</b> / people |
| 3 a / <b>an</b> lion          | 6 a / <b>an</b> train      | 9 one <b>man</b> / men          |

(Points: —)  
9x2 18


## 2 Fill in: *This, That, These or Those.*




...*This*... is a cat.



1 ..... are dogs.



2 ..... is a bird.



3 ..... are sheep.

(Points: —)  
3x2 6

## 3 Answer the questions.

- |                                                             |                                           |
|-------------------------------------------------------------|-------------------------------------------|
| Have you got a pencil? (✓)<br>... <i>Yes, I have.</i> ..... | 3 Has Jack got a jacket? (X)<br>.....     |
| 1 Have you got a bike? (X)<br>.....                         | 4 Has Samantha got a camera? (X)<br>..... |
| 2 Have Mark and Mary got a car? (✓)<br>.....                | 5 Have you got a rabbit? (✓)<br>.....     |

(Points: —)  
5x3 15

## 4 Complete the sentences. Use *can* or *can't*.

<i>Khaled</i>	<i>can</i>	<i>can't</i>
play football	✓	
swim		✓
speak English	✓	
read	✓	
run	✓	
ride a bike		✓

- Khaled ..... *can* ..... play football.
- 1 He ..... swim.
- 2 He .....
- 3 He .....
- 4 He .....
- 5 He .....

(Points: —)  
5x3 15

## Revision 7

### 5 Fill in: *There is* or *There are*.

- 1 ..... three horses.      3 ..... two children.      5 ..... a sheep.  
 2 ..... a cow.      4 ..... chickens.      6 ..... a farmer.

(Points: —)  
6x2    12

### 6 Fill in: *my, your, his, her, its, our* or *their*.

- 1 Jake's got a camera. It's ..... camera.      5 We've got a car. It's ..... car.  
 2 I've got two cats. They're ..... cats.      6 My grandpa and grandma have got a house.  
 3 She's got a radio. It's ..... radio.      It's ..... house.  
 4 The dog has got a ball. It's ..... ball.      7 You've got a kite. It's ..... kite.

(Points: —)  
7x2    14

### 7 Match the sentences to the pictures.

Look at that plane!

Don't run!

Wake up!



1 .....

2 .....

3 .....

(Points: —)  
3x2    6

### 8 Put the verbs in the brackets into the *present simple* or the *present continuous*.

- Lin: Hi, Chang. What 1) ..... you ..... (do)?  
 Chang: Hi! I 2) ..... (make) a cake.  
 Lin: 3) ..... you usually ..... (cook) on Saturday?  
 Chang: No, I usually 4) ..... (watch) TV. Today is my sister's birthday.  
 Lin: Is she here? I want to wish her a happy birthday.  
 Chang: She isn't here now. She 5) ..... (ride) her bike in the park.  
 Lin: 6) ..... she ..... (like) chocolate cake?  
 Chang: Yes, she 7) ..... (love) it!

(Points: —)  
7x2    14

(Total: —)  
100

# Revision 8 (Units 1-17)

## 1 Write sentences as in the example.

- Tom / pilot *Tom is a pilot. He's a pilot.* .....
- 1 Samantha and I / sisters .....
- 2 Jenny and Tomas / seven .....
- 3 Spot / dog .....
- 4 Marisa / teacher .....
- 5 Jamal and George / firefighters .....


(Points: —  
5x4 20)

## 2 Change to the plural.

- |                           |                               |
|---------------------------|-------------------------------|
| 1 That is a sheep. ....   | 4 There is a strawberry. .... |
| 2 She has got a box. .... | 5 That is an ostrich. ....    |
| 3 This is a man. ....     | 6 There is a mouse. ....      |

(Points: —  
6x2 12)

## 3 Write the questions and answers.



Zak / kite

*Has Zak got a kite?*  
*Yes, he has.*  
*It's his kite.*



1 Paul and Jim / ball

.....  
.....  
.....



2 they / bikes

.....  
.....  
.....



3 Angela / book

.....  
.....  
.....



4 it / fish

.....  
.....  
.....



5 we / ice creams

.....  
.....  
.....

(Points: —  
5x4 20)

## Revision 8

### 4 Underline the correct item.

- 1 **Who / What** is the boy on the bike?
- 2 There **is / are** a man in the living room.
- 3 **Is / Are** there a cake in the fridge?
- 4 **What / Who** colour is Tom's car?
- 5 There **is / are** fish in the sea.
- 6 **What / Who** is your dog's name?


(Points: —)  
6x2 12

### 5 Complete the sentences. Use the *present simple* or the *present continuous*.

- 1 My dad ..... (wash) his car every Saturday.
- 2 Omar ..... (not/like) apples.
- 3 Pam ..... (do) her homework now.
- 4 She ..... (wear) a nice blue dress today.
- 5 Jasmine and Ann ..... (not/watch) TV at the moment.
- 6 Anna usually ..... (ride) her bike to school.

(Points: —)  
6x2 12


### 6 Fill in: *on, in, under or behind*.



1 .....



2 .....



3 .....



4 .....

(Points: —)  
4x3 12

### 7 Choose the correct item.

- 1 Do you go to the beach ..... the summer?  
A on      B in      C at
- 2 This jacket is my .....  
A mother      B mothers'      C mother's
- 3 This is my dog. .... name is Jack.  
A It's      B It      C Its
- 4 Mr Lee is ..... dad.  
A Wen's and Lin      B Wen and Lin's  
C Wen's and Lin's
- 5 Owls don't sleep ..... night.  
A in      B at      C on
- 6 The party is ..... Saturday.  
A on      B in      C at

(Points: —)  
6x2 12

(Total: —)  
100



## A

about  
add  
affirmative  
afternoon  
again  
alligator  
along  
alphabet  
always  
answer  
ant  
apple  
arm  
armchair  
ask  
astronaut  
at  
at present  
at the moment  
autumn

## B

baby  
ball  
banana  
basketball  
bath  
be quiet  
beautiful  
bed  
bedside table  
bee  
behind  
best friend  
big  
bike  
bird  
black  
blank  
blue  
board  
boat  
boots  
box  
boy  
bracket  
breakfast  
brother  
brown  
brush  
brush your teeth  
bus  
bus driver

## C

cake  
camera  
can

capital letter  
car  
carrot  
cat  
chair  
check  
children (pl of child)  
choose  
circle  
classroom  
climb  
close  
colour  
column  
come back  
complete  
computer  
consonant  
cook  
cooker  
correct  
cow  
cupboard  
curtains  
cushion  
cut

## D

dad  
dance  
dancer  
date  
describe  
desk  
dialogue  
dinner  
dish  
do  
doctor  
dog  
doll  
donkey  
door  
draw  
dress  
drink  
drive

## E

ear  
eat  
egg  
elephant  
end  
ending  
engineer  
envelope  
evening  
every

example  
eye

## F

face  
fair  
family  
fast  
feet (pl of foot)  
fill in  
find  
firefighter  
first  
fish  
flower  
fly  
football  
football player  
form  
fox  
Friday  
fridge  
friend  
frog

## G

game  
get up  
glass  
glasses  
go  
grandfather (grandpa)  
grandmother (grandma)  
green  
guess  
guitar

## H

hair  
hand  
handbag  
hat  
have (got)  
head  
he  
helicopter  
help  
her  
here  
his  
holiday  
home  
homework  
horse  
house

## I

ice cream  
in  
in order  
in pairs  
Indian  
insect  
interrogative  
it  
its

## J

jacket  
jam  
job  
jump

## K

kite

## L

lamp  
learn  
lemon  
letter  
leg  
line  
lion  
listen  
long  
long form  
look  
lorry (BRIT)  
lunch

## M

match  
mechanic  
melon  
men (pl of man)  
mice (pl of mouse)  
midnight  
milk  
missing  
Monday  
monkey  
monster  
month  
morning  
motorbike  
mouse  
mouth  
mum  
my



# Word List

**N**  
 name  
 negative  
 never  
 night  
 noon  
 nose  
 now  
 number  
 nurse

**O**  
 octopus  
 odd  
 often  
 on  
 onion  
 orange  
 ostrich  
 our  
 owl

**P**  
 paint  
 park  
 parrot  
 partner  
 pen  
 penguin  
 people (pl of person)  
 personal pronoun  
 picture  
 pillow  
 pilot  
 pineapple  
 pink  
 plane  
 play  
 plural  
 point  
 policeman  
 possessives  
 postcard  
 postman

prepositions of place  
 prepositions of time  
 Present Continuous  
 Present Simple  
 progress  
 pupil  
 put

**Q**  
 queen  
 question

**R**  
 rabbit  
 radio  
 rain  
 read  
 red  
 remember  
 repeat  
 ride  
 robot  
 room  
 run

**S**  
 Saturday  
 say  
 scarf  
 schoolbag  
 season  
 sentence  
 she  
 sheep  
 shelf  
 shirt  
 shoe  
 short  
 short answer  
 short form  
 shower  
 sign  
 sing  
 singer

singular  
 sister  
 sit  
 skirt  
 sleep  
 small  
 small letter  
 put  
 snake  
 sofa  
 song  
 spring  
 star  
 story  
 strawberry  
 student  
 summer  
 Sunday  
 swim

**T**  
 talk  
 teacher  
 teeth (pl of tooth)  
 tennis  
 tennis player  
 that-those  
 their  
 there  
 they  
 think  
 this-these  
 Thursday  
 tick  
 tidy  
 today  
 toilet  
 tomato  
 top  
 towel  
 toy  
 train  
 trousers  
 truck (AM)  
 T-shirt  
 Tuesday

TV

**U**  
 umbrella  
 under  
 usually

**V**  
 van  
 verb  
 vowel

**W**  
 wake up  
 walk  
 wardrobe  
 washbasin  
 watch  
 watermelon  
 we  
 Wednesday  
 weekend  
 what  
 where  
 white  
 who  
 window  
 winter  
 women (pl of woman)  
 word  
 work  
 write

**Y**  
 year  
 yellow  
 you  
 your  
 yo-yo

**Z**  
 zebra  
 zoo

# New Round-Up

Virginia Evans Jenny Dooley

Starter

## New Round-Up

Making grammar practice fun for young learners

New Round-Up is a seven-level course for young learners from beginner to upper-intermediate. It combines games and fun with systematic practice of English grammar.

### New Round-Up Starter includes

- Colourful boxes and tables to present language clearly
- Lively, illustrated exercises and games to make practice fun and effective
- Listening activities to help with pronunciation
- Songs and speaking activities to encourage young learners to use grammar
- Regular Progress Checks and Revision sections to consolidate learning
- CD-Roms to provide more grammar practice and games
- Teacher's Book with answer keys, photocopiable Quizzes and Tests



### Components

Students' Book with CD-Rom  
Teacher's Book with audio CD

Use New Round-Up ...



in class



for homework



for revision



[www.pearsonlongman.com](http://www.pearsonlongman.com)

ISBN 978-1-4082-3503-4



9 781408 235034 >